

2022 Annual Compliance Report

State of Maine Workers' Compensation Board



January 1, 2022—December 31, 2022

Office of Monitoring, Audit & Enforcement

John Rohde, Esq.
Executive Director/Chair

27 State House Station
Augusta, Maine 04333-0027
(207) 287-3751

**MAINE WORKERS' COMPENSATION BOARD
2022 ANNUAL COMPLIANCE REPORT**

Table of Contents

Section	Page
Executive Summary	1-3
Annual Compliance Summary	4
Compliance by Size	5
High Compliance Performers	6
Lost Time First Report Filings	7
Initial Indemnity Payments	8
Initial Memorandum of Payment Filings	9
Initial Indemnity Notice of Controversy Filings	10
Wage Information	11
Utilization Analysis	12
In-State vs. Out-of-State Comparisons	13
Volume by Type of Insurer	14
Compliance by Type of Insurer	15
Entity Overview	16-18
Quarterly and Annual Insurance Group Compliance Charts	19-71

Tables

#	Title	Page
1	Quarterly Compliance Reports	4
2	Annual Compliance	4
3	Compliance by Size	5
4	Lost Time First Report Filings: Timeliness Distribution	7
5	Lost Time First Report Filings: % of Insurers Above vs. Below 85% Benchmark	7
6	Initial Indemnity Payments: Timeliness Distribution	8
7	Initial Indemnity Payments: % of Insurers Above vs. Below 87% Benchmark	8
8	Initial Memorandum of Payment Filings: Timeliness Distribution	9
9	Initial Memorandum of Payment Filings: % of Insurers Above vs. Below 85% Benchmark	9
10	Initial Indemnity Notice of Controversy Filings: Timeliness Distribution	10
11	Initial Indemnity Notice of Controversy Filings: % of Insurers Above vs. Below 90% Benchmark	10
12	Wage Statement: Timeliness Distribution	11
13	Fringe Benefit Worksheet: Timeliness Distribution	11
14	Utilization Analysis: % of Lost Time First Reports Denied	12
15	Utilization Analysis: % of Claims for Compensation Denied	12

Charts

#	Title	Page
1	Lost Time First Report Filings: Timeliness Distribution	7
2	Lost Time First Report Filings: % of Insurers Above vs. Below 85% Benchmark	7
3	Lost Time First Report Filings: Compliance Trend	7
4	Initial Indemnity Payments: Timeliness Distribution	8
5	Initial Indemnity Payments: % of Insurers Above vs. Below 87% Benchmark	8
6	Initial Indemnity Payments: Compliance Trend	8
7	Initial Memorandum of Payment Filings: Timeliness Distribution	9
8	Initial Memorandum of Payment Filings: % of Insurers Above vs. Below 85% Benchmark	9
9	Initial Memorandum of Payment Filings: Compliance Trend	9
10	Initial Indemnity Notice of Controversy Filings: Timeliness Distribution	10
11	Initial Indemnity Notice of Controversy Filings: % of Insurers Above vs. Below 90% Benchmark	10
12	Initial Indemnity Notice of Controversy Filings: Compliance Trend	10
13	Wage Statement: Timeliness Distribution	11
14	Fringe Benefit Worksheet: Timeliness Distribution	11
15	Utilization Analysis: Distribution of Lost Time First Reports	12
16	Utilization Analysis: Lost Time First Reports	12
17	Utilization Analysis: Claims for Compensation	12

#	Appendices	Page
A	Insurance Group Compliance – Lost Time FROI Filings and Initial Indemnity Payments	A1-18
B	Insurance Group Compliance – Initial MOP and Initial Indemnity NOC Filings	B1-18
C	In-State Group Compliance – Lost Time FROI Filings and Initial Indemnity Payments	C1-2
D	In-State Group Compliance – Initial MOP and Initial Indemnity NOC Filings	D1-2
E	Out-of-State Group Compliance – Lost Time FROI Filings and Initial Indemnity Payments	E1-5
F	Out-of-State Group Compliance – Initial MOP and Initial Indemnity NOC Filings	F1-6
G	Type of Insurer Group Compliance – Lost Time FROI Filings and Initial Indemnity Payments	G1-5
H	Type of Insurer Group Compliance – Initial MOP and Initial Indemnity NOC Filings	H1-4
I	Insurance Group Compliance -Wage Statements and Fringe Benefit Form Filings	I1-16

On July 11, 2023, the Maine Workers' Compensation Board of Directors approved the Annual Compliance Report (**January 1, 2022** through **December 31, 2022**). This report represents the efforts of the Office of Monitoring, Audit and Enforcement (MAE Program) and the workers' compensation community.

I. HISTORY

In 1997, the Maine Legislature, with the support of Governor Angus S. King, Jr., enacted Public Law 1997, Chapter 486 to establish the Office of Monitoring, Audit, and Enforcement with the goals of: (1) providing timely and reliable data to policymakers; (2) monitoring and auditing payments and filings; and (3) identifying those insurers, self-administered employers, and third-party administrators (collectively "insurers") not complying with minimum standards.

II. COMPLIANCE OVERVIEW

The 2022 quarterly compliance in Table 1 represents static results based upon data received by the deadline for each quarter. This 2022 Annual Compliance Report represents static results based upon data received by March 24, 2023.

A. Lost Time First Report Filings

The Board's benchmark for lost time first report (FROI) filings within 7 days is 85%.

- **Benchmark Not Met.** Seventy-six percent (76%) of lost time FROI filings were within 7 days.

B. Initial Indemnity Payments

The Board's benchmark for initial indemnity payments within 14 days is 87%.

- **Benchmark Not Met.** Eighty-four percent (84%) of initial indemnity payments were within 14 days.

C. Initial Memorandum of Payment Filings

The Board's benchmark for initial Memorandum of Payment (MOP) filings within 17 days is 85%.

- **Benchmark Not Met.** Seventy-nine percent (79%) of initial MOP filings were within 17 days.

D. Initial Indemnity Notice of Controversy Filings

The Board's benchmark for initial indemnity Notice of Controversy (NOC) filings within 14 days is 90%.

- **Benchmark Exceeded.** Ninety-three percent (93%) of initial indemnity NOC filings were within 14 days.

E. Wage Information

The Board's benchmark for (WCB-2 and WCB-2b) filings within 30 days of the employer receiving notice or knowledge of incapacity is 75%. This benchmark was implemented on July 1, 2019.

- **Benchmark Not Met.** Sixty-six percent (66%) of wage forms were received within 30 days and sixty-five percent (65%) of fringe benefit forms were received within 30 days.

F. Utilization Analysis

Twenty-one percent (21%) of all lost time first reports were denied and forty-two percent (42%) of all claims for compensation were denied.

III. CAVEATS & EXPLANATIONS

A. General

- Question marks (“?”) within this report indicate that the insurer did not provide all the data required to measure compliance.

B. Lost Time First Report Filings

- Compliance with the lost time first report filing obligation exists when the lost time first report is filed (accepted Electronic Data Interchange (EDI) transaction, with or without errors) within 7 days of the employer receiving notice or knowledge of an employee injury that has caused the employee to lose a day’s work.
- When a medical only first report was received and later converted to a lost time first report, if the received date minus the date of the employer’s notice or knowledge of incapacity was less than zero, the filing was considered compliant.

C. Initial Indemnity Payments

- Compliance with the Initial Indemnity Payment obligation exists when the check is mailed within the later of: (a) 14 days after the employer’s notice or knowledge of incapacity or (b) the first day of compensability plus 6 days.

D. Initial Memorandum of Payment Filings

- Compliance with the Initial Memorandum of Payment filing obligation exists when the MOP is received within 17 days of the employer’s notice or knowledge of incapacity.

E. Initial Indemnity Notice of Controversy Filings

Measurement excludes filings submitted with full denial reason codes 3A-3H (No Coverage).

Compliance with the Initial Indemnity Notice of Controversy filing obligation exists when the NOC is filed (accepted EDI transaction, with or without errors) within 14 days of the employer receiving notice or knowledge of the incapacity or death.

F. Wage Information

Compliance with this benchmark (WCB-2 and WCB-2b forms) exists when the wage information is filed within 30 days of the employer receiving notice or knowledge of incapacity.

Annual Compliance Summary

Table 1 Quarterly Compliance Reports

	Benchmark	First Quarter	Second Quarter	Third Quarter	Fourth Quarter
Lost Time First Report Filings Received within 7 Days	85%	77%	78%	74%	78%
Initial Indemnity Payments Made within 14 Days	87%	86%	84%	83%	85%
Initial Memorandum of Payment Filings Received within 17 Days	85%	78%	78%	78%	83%
Initial Indemnity Notice of Controversy Filings Received within 14 Days	90%	93%	92%	93%	92%
Wage Information (WBC-2) Received with 30 days of an employer's notice of knowledge of a claim for compensation	75%	65%	67%	60%	74%
Wage Information (WCB-2B) Received with 30 days of an employer's notice of knowledge of a claim for compensation	75%	63%	66%	60%	72%

Table 2 Annual Compliance

	1997[1]	2013	2014	2015	2016	2017	2018	2019	2020	2021	2022
Lost Time First Report Filings Received within 7 Days	37%	85%	84%	83%	83%	83%	83%	82%	82%	78%	76%
Initial Indemnity Payments Made within 14 Days	59%	91%	90%	87%	89%	90%	88%	86%	87%	84%	84%
Initial Memorandum of Payment Filings Received within 17 Days	57%	90%	89%	86%	88%	89%	87%	84%	81%	67%	79%
Initial Indemnity Notice of Controversy Filings Received within 14 Days		95%	94%	94%	93%	93%	94%	94%	94%	92%	93%
Wage Statements Due and Received within 30 Days								*71%	70%	65%	66%
Fringe Benefit Forms Due and Received within 30 Days								*71%	69%	64%	65%

[1] Based on sample data.

* Wage/Fringe benchmark started with 3rd Qtr. of 2019

Annual Compliance Summary

Table 1 Quarterly Compliance Reports

	Benchmark	First Quarter	Second Quarter	Third Quarter	Fourth Quarter
Lost Time First Report Filings Received within 7 Days	85%	77%	78%	74%	78%
Initial Indemnity Payments Made within 14 Days	87%	86%	84%	83%	85%
Initial Memorandum of Payment Filings Received within 17 Days	85%	78%	78%	78%	83%
Initial Indemnity Notice of Controversy Filings Received within 14 Days	90%	93%	92%	93%	92%
Wage Information (WBC-2) Received with 30 days of an employer's notice of knowledge of a claim for compensation	75%	65%	67%	60%	74%
Wage Information (WCB-2B) Received with 30 days of an employer's notice of knowledge of a claim for compensation	75%	63%	66%	60%	72%

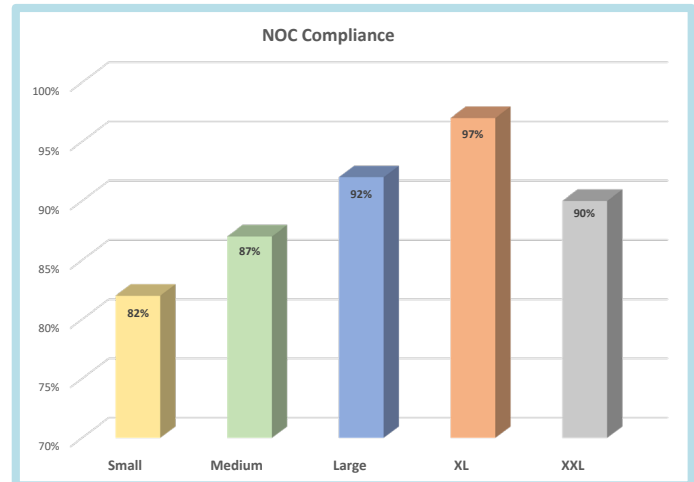
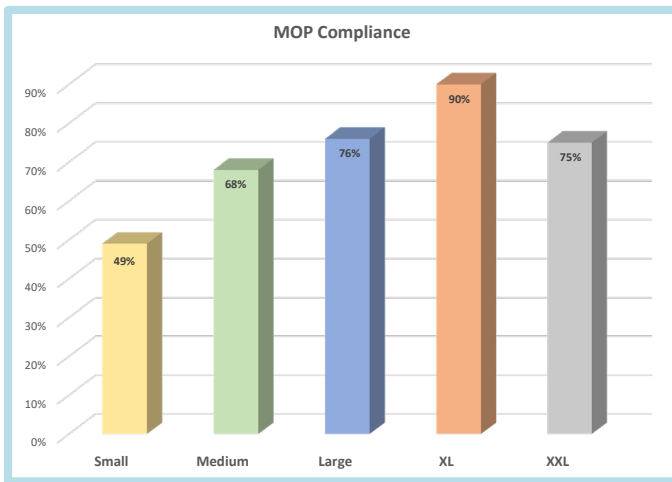
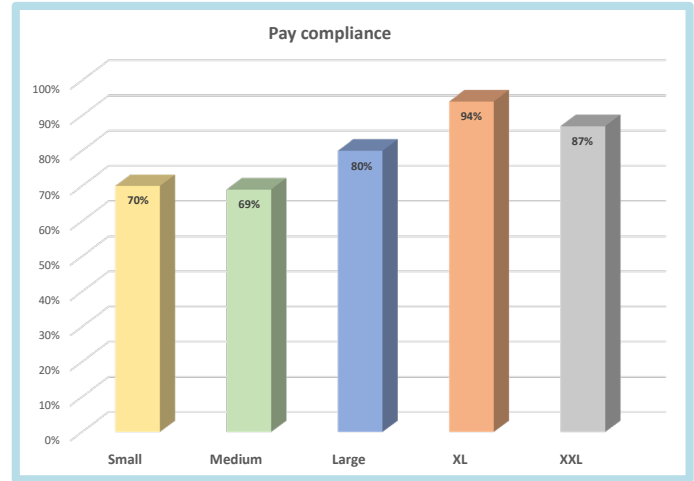
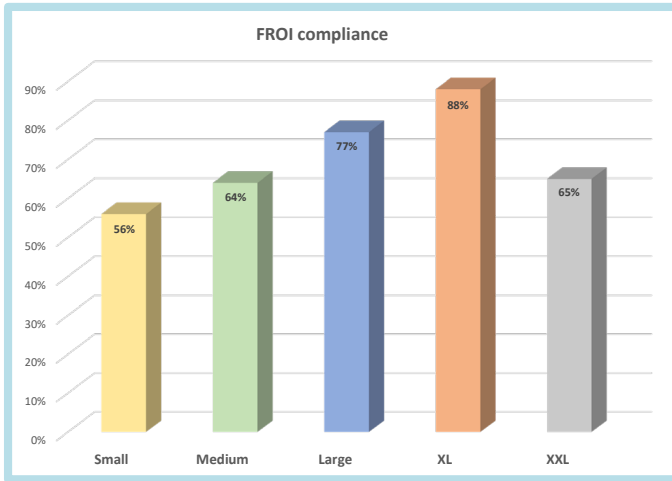
Table 2 Annual Compliance

	1997[1]	2013	2014	2015	2016	2017	2018	2019	2020	2021	2022
Lost Time First Report Filings Received within 7 Days	37%	85%	84%	83%	83%	83%	83%	82%	82%	78%	76%
Initial Indemnity Payments Made within 14 Days	59%	91%	90%	87%	89%	90%	88%	86%	87%	84%	84%
Initial Memorandum of Payment Filings Received within 17 Days	57%	90%	89%	86%	88%	89%	87%	84%	81%	67%	79%
Initial Indemnity Notice of Controversy Filings Received within 14 Days		95%	94%	94%	93%	93%	94%	94%	94%	92%	93%
Wage Statements Due and Received within 30 Days								*71%	70%	65%	66%
Fringe Benefit Forms Due and Received within 30 Days								*71%	69%	64%	65%

[1] Based on sample data.

* Wage/Fringe benchmark started with 3rd Qtr. of 2019

COMPLIANCE BY SIZE



Group	# of filings	% of total
Small	<25	1.5%
Medium	25-200	11.8%
Large	200-1,000	29.7%
XL	1,000-4,000	31.2%
XXL	4,000+	25.8%

Summary

To better understand the effect of insurer size on compliance rates, the Board of Directors asked the Monitoring unit to examine the relationship between insurer size and their general compliance. To do this, insurers were broken down into five groups and grouped together by the number of filings they submit annually. The groups analyzed were broken down as follows: All those insurers who submitted under 25 filings, between 25-200 filings, between 200-1000 filings, between 1,000-4000 filings, and over 4,000 filings.

The Monitoring unit found that as a general trend, compliance increased as the size of insurer increased, with the exception of the XXL group. As can be seen, the small group (<25) had the lowest overall compliance for FROIs, PAYs, MOPs, and NOCs. However, it is important to note that the (<25) group accounts for roughly only 1.5% of total filings and has a miniscule effect on overall compliance. The XXL group has the largest effect on overall compliance with roughly 26% of total filings, and the subpar performance of this group is the biggest contributing factor to overall compliance benchmarks not being met.

High Compliance Performers

Entities large and small have developed the policies, processes and systems necessary to achieve or exceed the benchmark compliance levels relative to form filing, as well as the initial indemnity payments that put money into injured Maine employees' households. The Board wishes to recognize them for their excellence in these areas.

These high-performing entities run the gamut of size, location and organization type, i.e. insurer, TPA, self-insured self-administered employer.

Benchmark Category:	First Report Filings	Initial Payments	Initial MOP Filings	Initial NOC Filings
---------------------	----------------------	------------------	---------------------	---------------------

Insurers/TPAs				
Cross Insurance	94%	97%	95%	100%
FutureComp	94%	96%	88%	97%
Synernet	95%	98%	88%	99%

Self-Insureds				
Bath Iron Works	92%	86%	98%	100%
Maine Motor Transport Association	95%	95%	100%	95%
Maine Municipal Association	94%	93%	91%	96%
Maine School Management Association	89%	96%	96%	97%
Walmart Claims Services	96%	100%	91%	98%

Board Benchmarks:

- 85% of Lost Time First Report filings received within 7 days
- 87% of Initial Indemnity Payments made within 14 days
- 85% of Initial Memorandum of Payment filings received within 17 days
- 90% of Initial Indemnity Notice of Controversy filings received within 14 days

Qualifications:

- Must have filed more than one MOP in the year.
- Must have filed more than one NOC in the year.

LOST TIME FIRST REPORT OF INJURY FILINGS

Chart 1: Timeliness Distribution

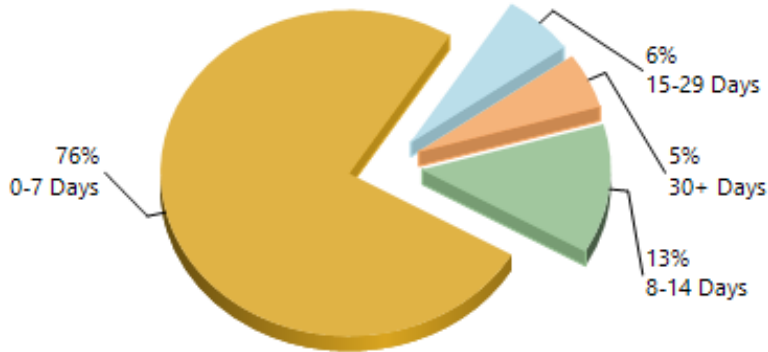


Table 4: Received Within

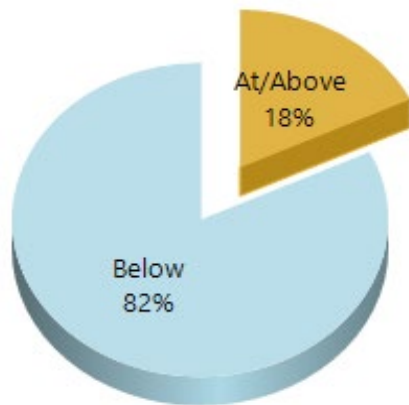
0-7 Days	11,590	76%
8-14 Days	1,961	13%
15-29 Days	940	6%
30+ Days	835	5%
? Days	0	0%
Total	15,326	100%

*The percentages may not always add to 100% due to rounding

Table 5: Above vs Below Benchmark

At/Above	15	18%
Below	70	82%
Total	85	100%

Chart 2: % of Insurers At/Above vs. Below 85% Benchmark



Summary

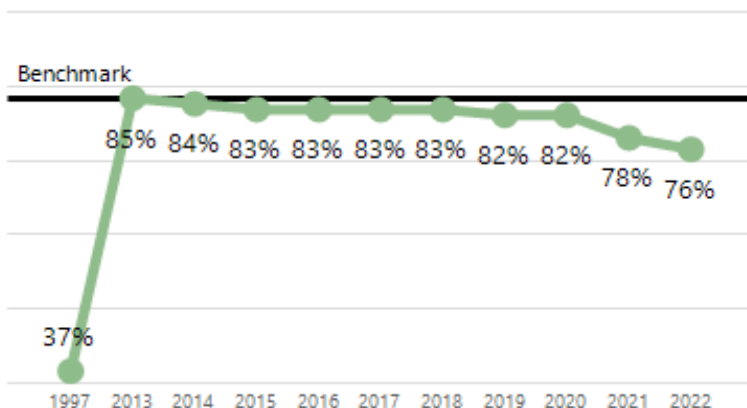
The Board received 15,326 lost time first reports in the calendar year 2022. This represents 522 fewer reports than in 2021.

Over the past few years, compliance has dropped below the benchmark of 85 percent into the 70's, with this year becoming the lowest at 76 percent.

Only 15 of the 85 insurers that filed lost time first reports are at or above compliance, as can be seen in Table 5.

FROIs are a critical part of the workers' compensation system and Monitoring is concerned about the decline in compliance. Monitoring is working to ensure that compliance with this benchmark improves.

Chart 3: Compliance Trend



INITIAL INDEMNITY PAYMENTS

Chart 4: Timeliness Distribution

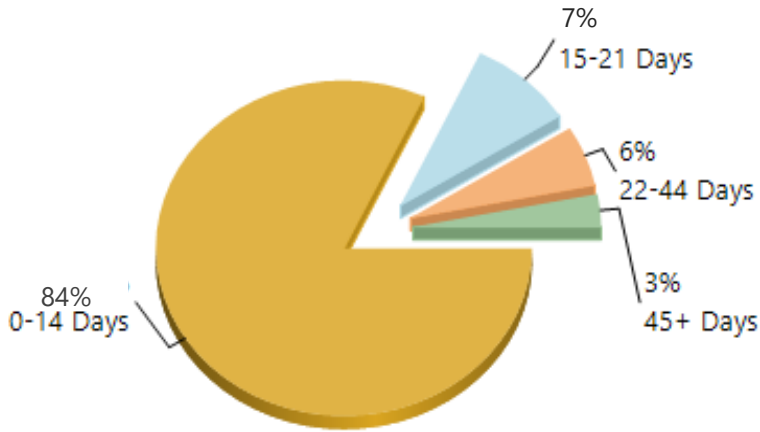


Table 6: Received Within

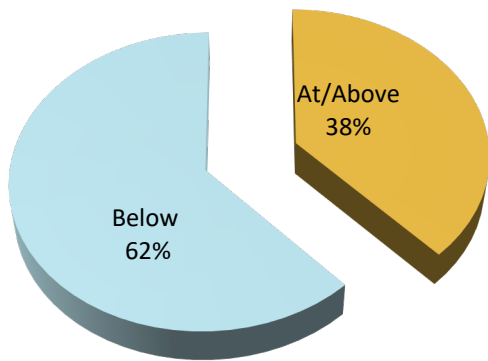
0-14 Days	3,706	84%
15-21 Days	309	7%
22-44 Days	251	6%
45+ Days	139	3%
? Days	1	0%
Total	4,406	100%

*The percentages may not always add to 100% due to rounding

Table 7: Above vs Below Benchmark

At/Above	30	38%
Below	49	62%
Total	79	100%

Chart 5: % of Insurers At/Above vs. Below 87% Benchmark

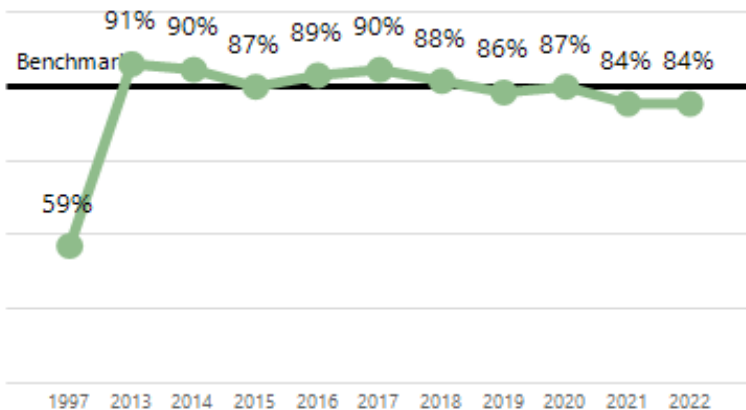


Summary

Timely indemnity payments are very important to injured workers. Although compliance is below benchmark by 3 percent, a good majority of injured workers are receiving payments in a reasonable timeframe, as can be seen in Table 6.

Even though a majority of injured workers are receiving payments in a reasonable timeframe, only 38 percent of insurers are at or above compliance. Monitoring is identifying solutions to improve compliance of the 62 percent not meeting the obligation to make timely indemnity payments.

Chart 6: Compliance Trend



INITIAL MEMORANDUM OF PAYMENT FILINGS

Chart 7: Timeliness Distribution

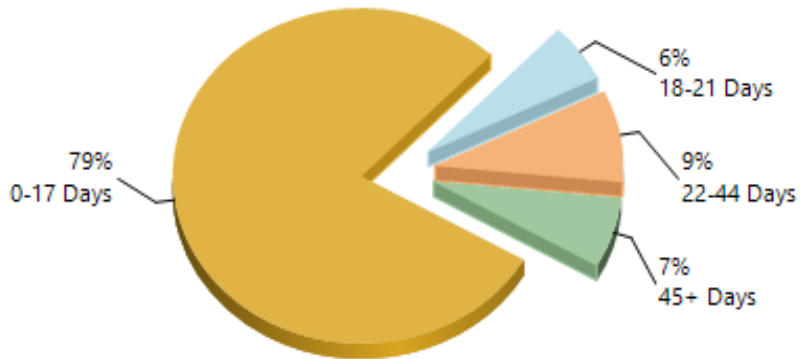


Table 8: Received Within

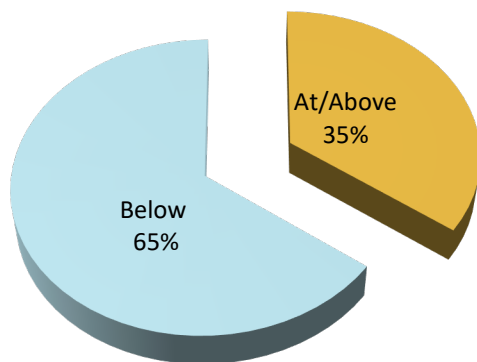
0-17 Days	3,470	79%
18-21 Days	248	6%
22-44 Days	389	9%
45+ Days	299	7%
? Days	0	0%
Total	4,406	100%

*The percentages may not always add to 100% due to rounding

Table 9: Above vs Below Benchmark

At/Above	28	35%
Below	51	65%
Total	79	100%

Chart 8: % of Insurers At/Above vs. Below 85% Benchmark



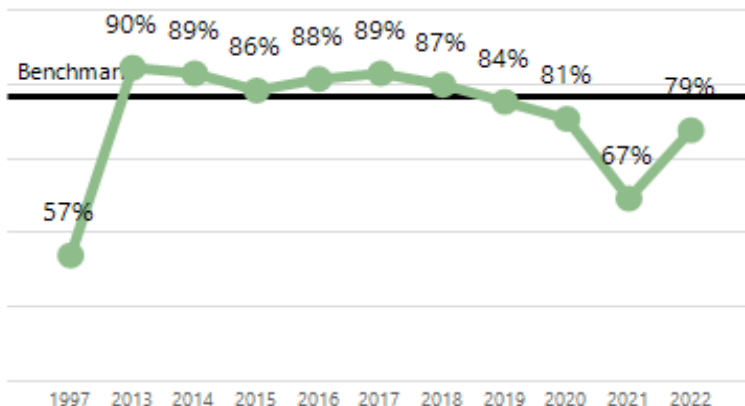
Summary

After compliance fell significantly below the benchmark, the Board initiated a process to assess penalties if a Memorandum of Payment is filed late. Compliance with this benchmark increased significantly by fourth quarter of 2022 to 83 percent. Although compliance is still below the benchmark of 85 percent in 2022, the results are encouraging.

Even though overall compliance has increased 65 percent of insurers are still below benchmark, indicating there is still more work to be done.

The timely filing of a Memorandum of Payment is important because it allows the Board to ensure that payments to injured workers are timely and accurate.

Chart 9: Compliance Trend



INITIAL INDEMNITY NOTICE OF CONTROVERSY FILINGS

Chart 10: Timeliness Distribution

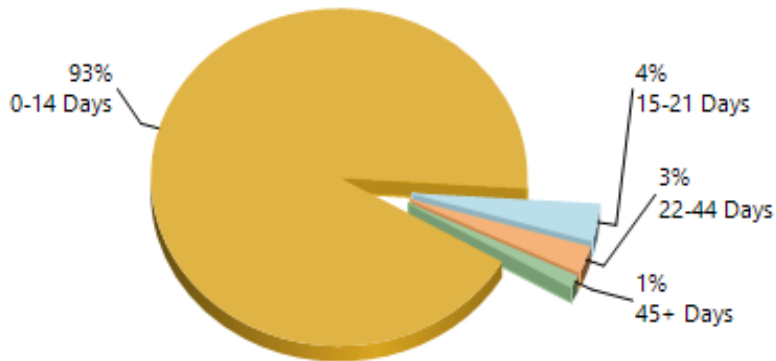


Table 10: Received Within

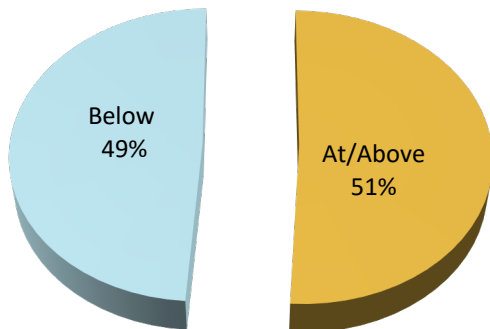
0-14 Days	2,959	93%
15-21 Days	113	4%
22-44 Days	82	3%
45+ Days	39	1%
? Days	1	0%
Total	3,194	100%

*The percentages may not always add to 100% due to rounding

Table 11: Above vs Below Benchmark

At/Above	32	51%
Below	31	49%
Total	63	100%

Chart 11: % of Insurers At/Above vs. Below 90% Benchmark

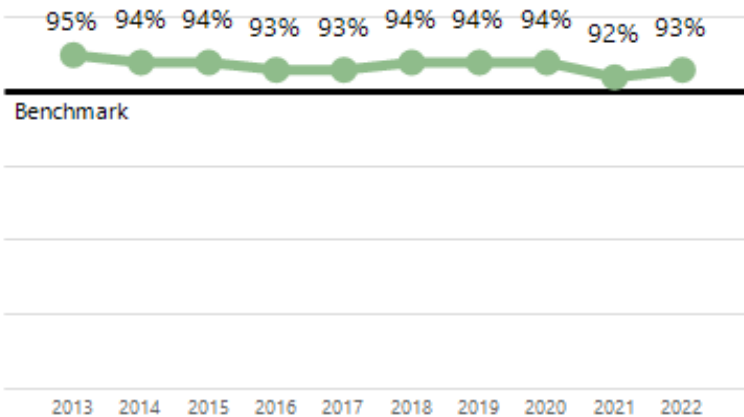


Summary

Notice of Controversy filings typically hover slightly above benchmark, with 2022 being no exception. Chart 12 shows the high compliance in this area.

As can be seen in Chart 11, although the benchmark is being exceeded, 49 percent of insurers are still below compliance.

Chart 12: Compliance Trend



WAGE INFORMATION

Chart 13: Wage Statements Due Distribution

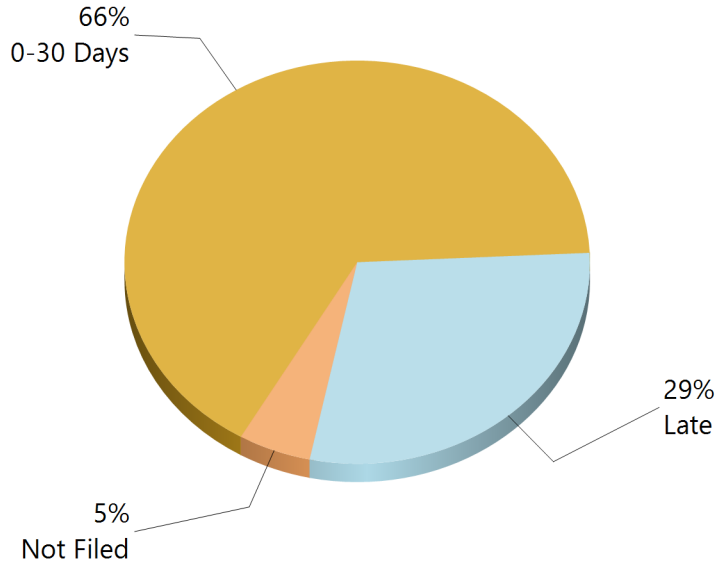


Table 5: Wage Statements Due

0-30 Days	6,204	66%
Late	2,732	29%
Not Filed	475	5%
Total	9,411	100%

*The percentages may not always add to 100% due to rounding

Chart 14: Fringe Benefit Worksheets Due Distribution

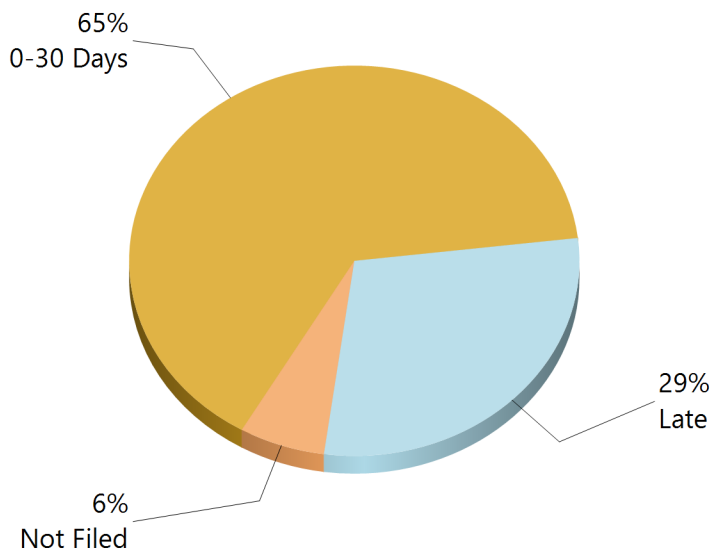


Table 6: Fringe Worksheets Due

0-30 Days	6,098	65%
Late	2,732	29%
Not Filed	581	6%
Total	9,411	100%

*The percentages may not always add to 100% due to rounding

UTILIZATION ANALYSIS

Summary

Of the 15,326 lost time First Report filings in 2022, 50% resulted in the employee returning to work within the waiting period. Also, 21% of all lost time First Reports and 42% of all claims for compensation were “denied” in 2022.

The number of initial indemnity NOCs filed by an insurer, contrasted with the number of Initial MOPs filed by the insurer, may be used as one of many claims administration indicators that result in an insurer being referred for audit for possible violations of the Act.

Chart 15 Distribution of Lost Time First Reports

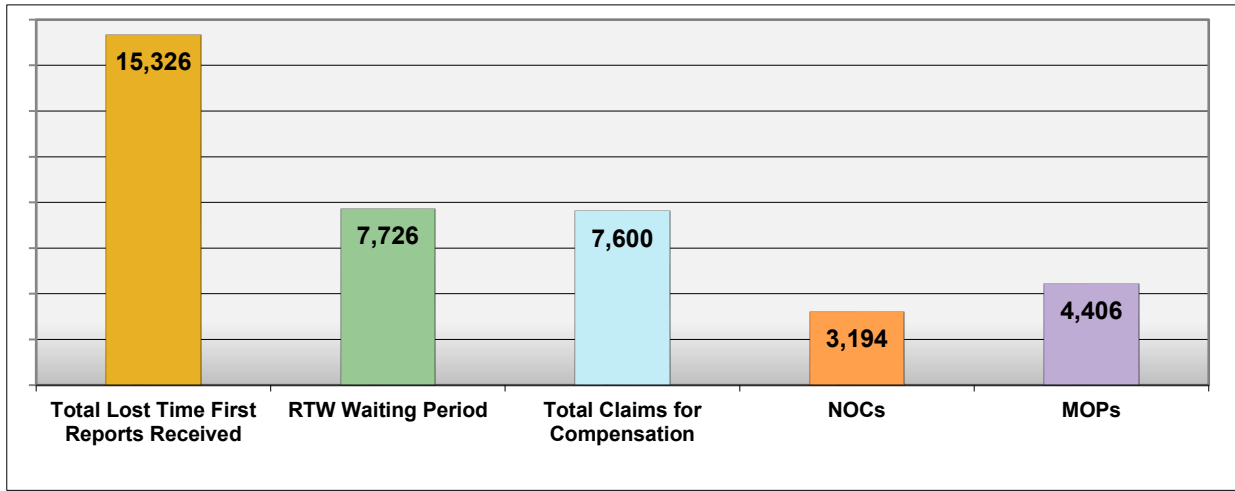


Table 14 % of Lost Time First Reports Denied

(Initial Indemnity NOCs / Lost Time First Reports)

2022	21%
2021	23%
2020	23%

Table 15 % of Claims for Compensation Denied

(Initial Indemnity NOCs / Claims for Compensation)

2022	42%
2021	45%
2020	43%

Chart 16 Lost Time First Reports Analysis

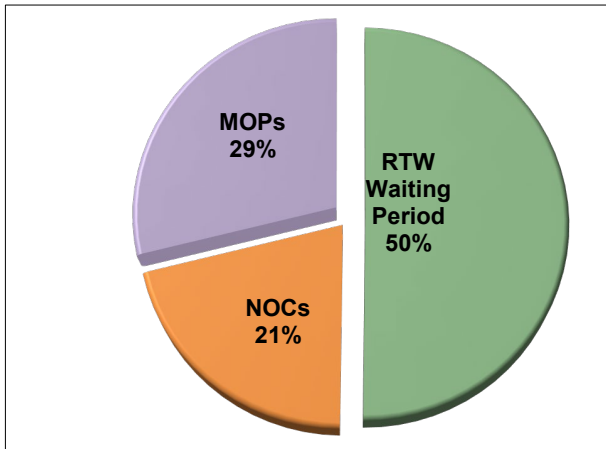
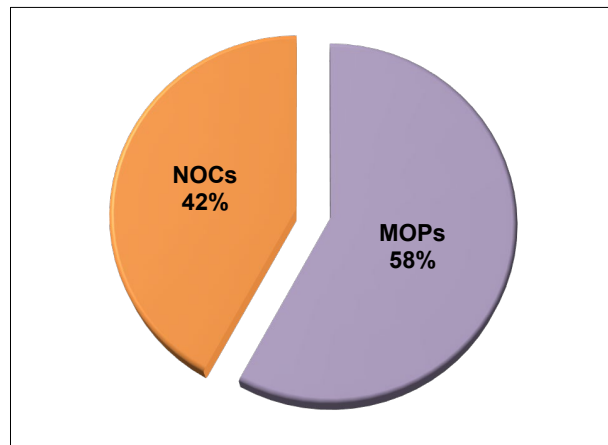


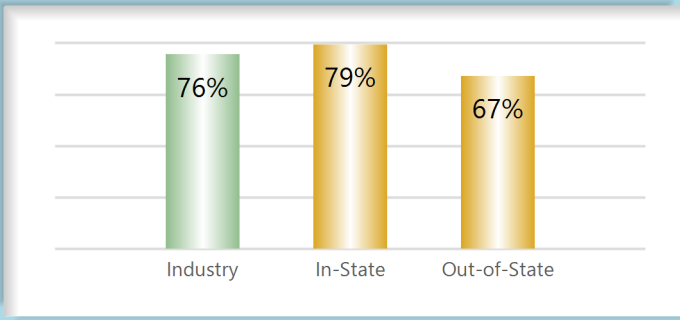
Chart 17 Claims for Compensation Analysis



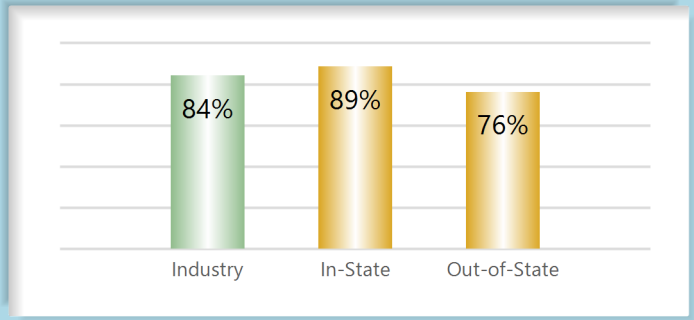
In-State vs. Out-of-State Comparisons

As can be seen in the charts below, In-State insurers out-perform their Out-of-State counterparts in all four benchmarks. In-State insurers also make up roughly two-thirds of all filings.

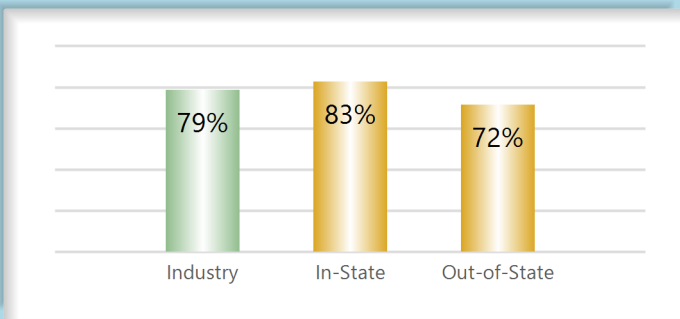
Lost Time First Report Filings Compliance



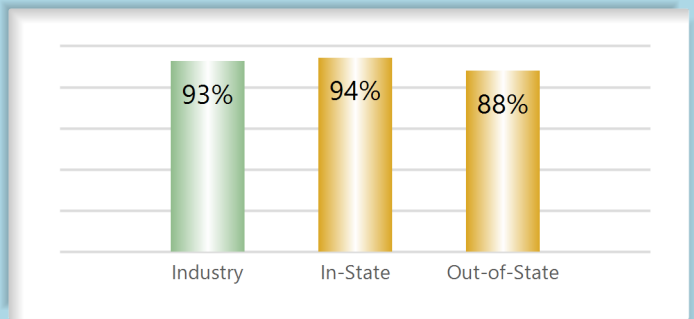
Initial Indemnity Payments Compliance



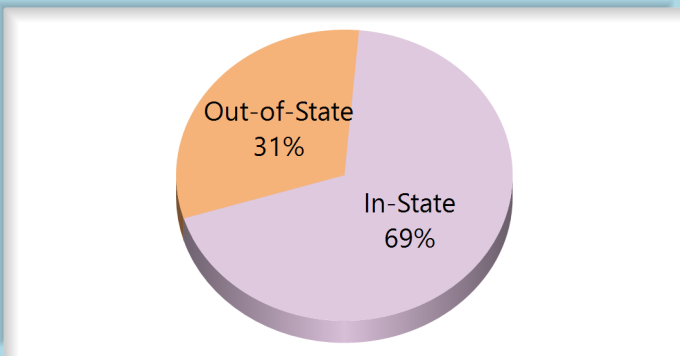
Initial MOP Filings Compliance



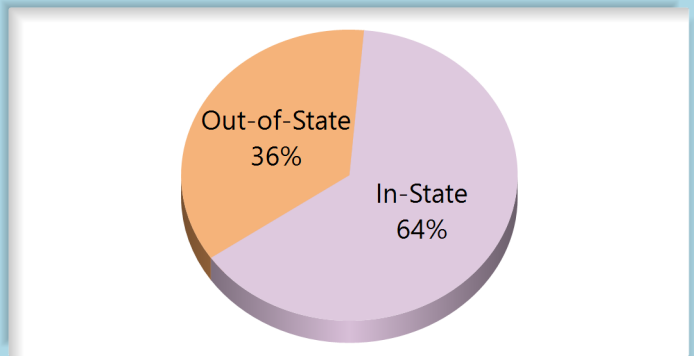
Initial Indemnity NOC Filings Compliance



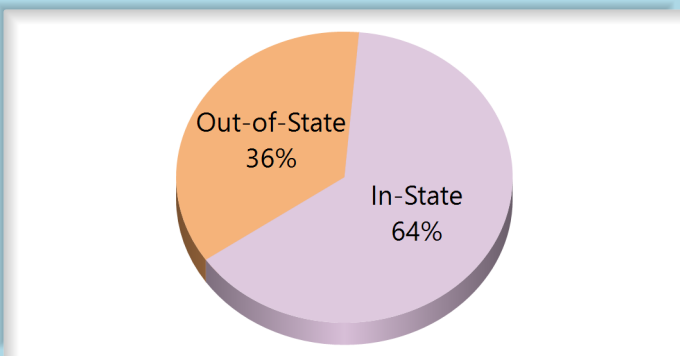
% of Lost Time First Report Filings



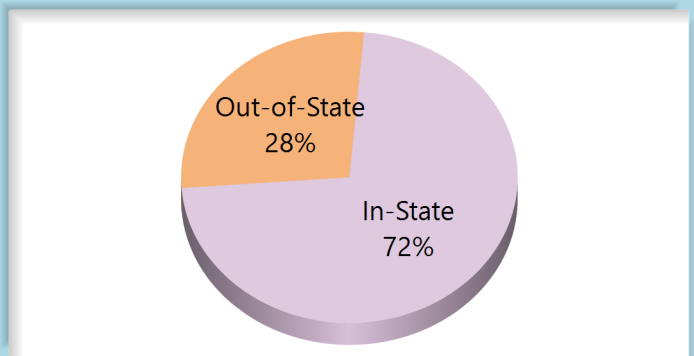
% of Initial Indemnity Payments



% of Initial MOP Filings

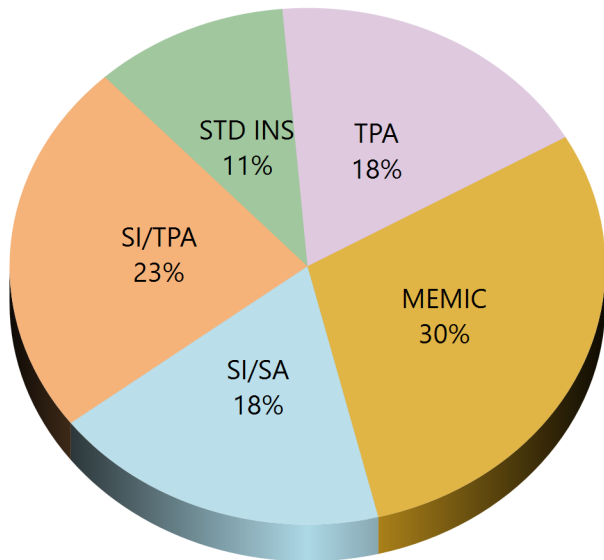


% of Initial Indemnity NOC Filings

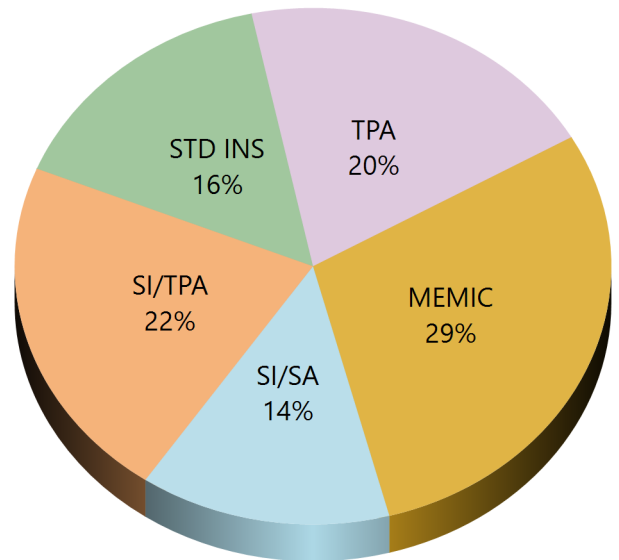


Volume by Type of Insurer

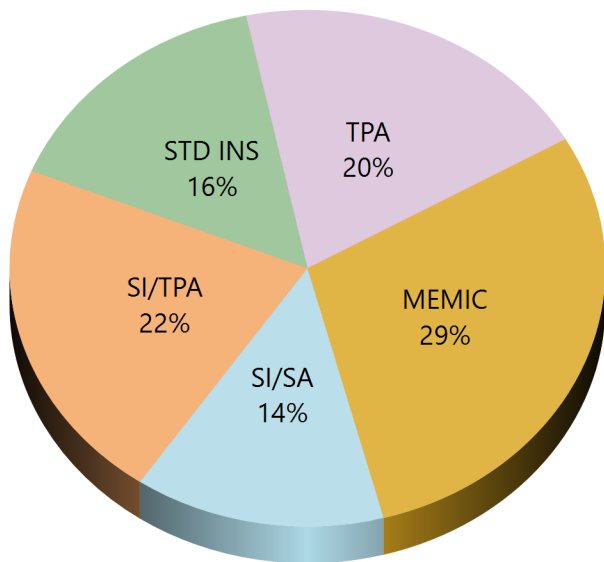
Lost Time First Report Filings



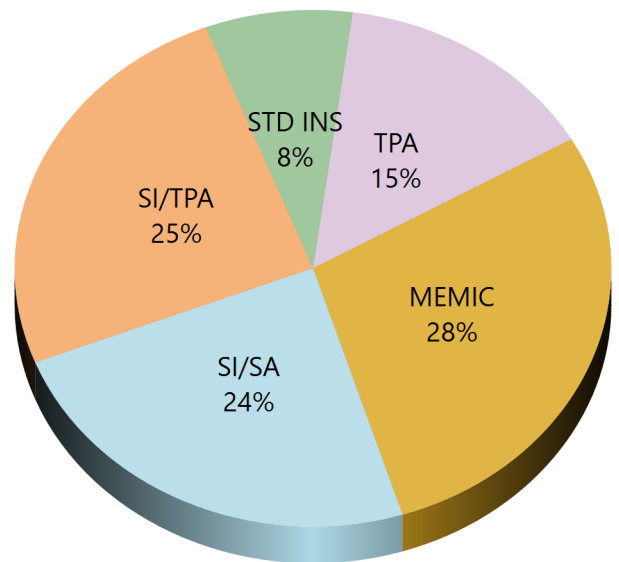
Initial Indemnity Payments



Initial Memorandum of Payment Filings



Initial Indemnity Notice of Controversy Filings

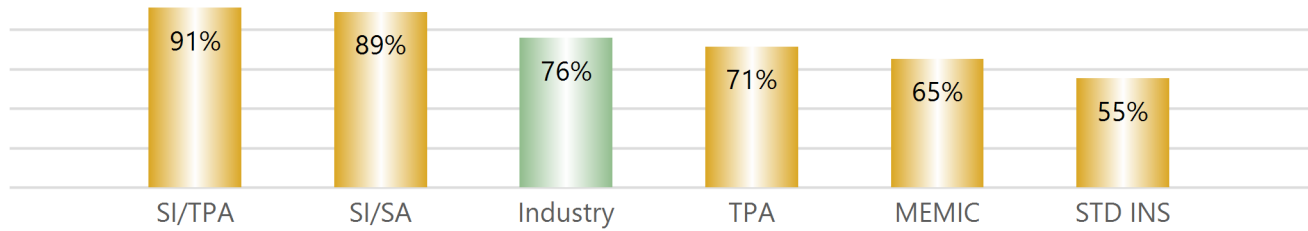


KEY:

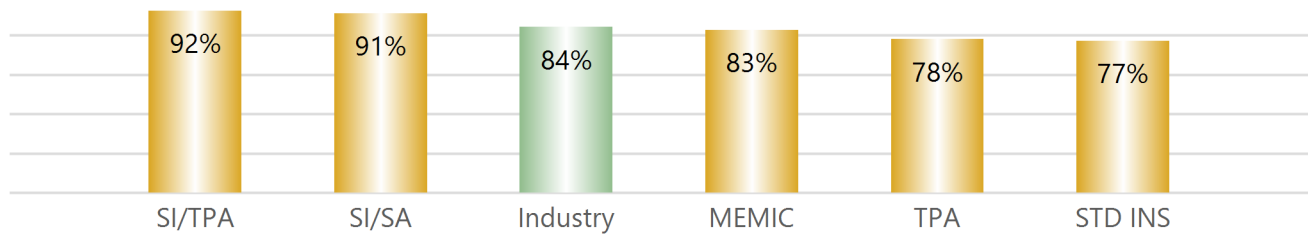
- SI/SA** Self-Insured, Self-Administered Employer
- SI/TPA** Self-Insured, TPA-Administered Employer
- STD INS** Standard Insurer (excluding MEMIC), Self-Administered
- TPA** Standard Insurer (excluding MEMIC), TPA-Administered

Compliance by Type of Insurer

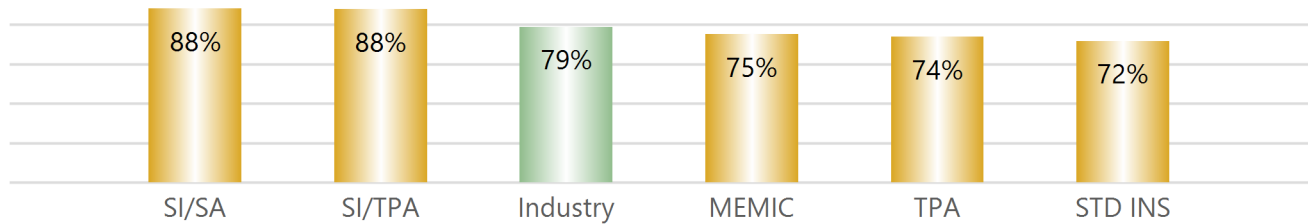
Lost Time First Report Filings: Benchmark = 85%



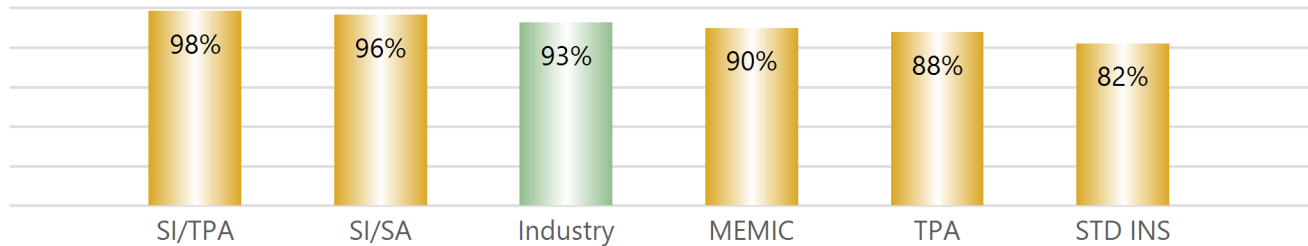
Initial Indemnity Payments: Benchmark = 87%



Initial Memorandum of Payment Filings: Benchmark = 85%



Initial Indemnity Notice of Controversy Filings: Benchmark = 90%



- KEY:**
- SI/SA** Self-Insured, Self-Administered Employer
 - SI/TPA** Self-Insured, TPA-Administered Employer
 - STD INS** Standard Insurer (excluding MEMIC), Self-Administered
 - TPA** Standard Insurer (excluding MEMIC), TPA-Administered

ENTITY OVERVIEW

Insurance Group	FROI Compliance Benchmark: 85%	PAY Compliance Benchmark: 87%	MOP Compliance Benchmark: 85%	NOC Compliance Benchmark: 90%
ACADIA INSURANCE	77%	93%	92%	88%
ACCIDENT FUND INSURANCE*	44%	0%	25%	100%
ACUITY MUTUAL INSURANCE*	67%	100%	100%	100%
AIG INSURANCE	80%	89%	86%	94%
AIM MUTUAL GROUP	45%	87%	87%	100%
AMERICAN FINANCIAL GROUP	75%	83%	67%	100%
AMERISURE INSURANCE*	40%	100%	100%	No filings
AMTRUST INSURANCE	17%	37%	39%	55%
ARCH INSURANCE	62%	78%	76%	82%
ARGONAUT INS GROUP*	50%	100%	100%	No filings
BATH IRON WORKS	92%	86%	98%	100%
BERKLEY CASUALTY*	67%	50%	0%	No filings
BERKSHIRE HATHAWAY GROUP	20%	67%	0%	No filings
BROADSPIRE SERVICES	48%	72%	66%	83%
CANNON COCHRAN MANAGEMENT SERVICES	70%	77%	67%	94%
CAROLINA CASUALTY INS CO	68%	67%	56%	100%
CHESTERFIELD SERVICES*	50%	100%	100%	No filings
CHUBB INSURANCE	71%	71%	70%	88%
CHURCH MUTUAL INSURANCE*	25%	75%	50%	No filings
CIANBRO CORPORATION*	100%	100%	100%	No filings
CINCINNATI FINANCIAL GROUP*	54%	0%	0%	75%
CNA INSURANCE	38%	86%	90%	67%
CONSTITUTION STATE SERVICES	31%	67%	62%	78%
CONTINENTAL INDEMNITY*	100%	100%	100%	No filings
CONTINENTAL WESTERN INSURANCE*	50%	No filings	No filings	No filings
CORVEL ENTERPRISE COMP	51%	78%	66%	73%
COTTINGHAM & BUTLER CLAIMS SERVICES	76%	48%	35%	25%
CREATIVE RISK SOLUTIONS*	0%	100%	67%	No filings
CROSS INSURANCE	94%	97%	95%	100%
EASTERN ALLIANCE INSURANCE	59%	81%	80%	88%
ELECTRIC INSURANCE	78%	92%	75%	100%
EMPLOYERS HOLDING GROUP*	8%	50%	50%	20%
ESIS	13%	26%	26%	57%
EVEREST REINS HOLDINGS GROUP	70%	100%	100%	100%
FAIRFAX FINANCIAL GROUP*	64%	50%	50%	86%
FEDERATED MUTUAL INSURANCE	60%	80%	40%	50%
FRANKENMUTH INSURANCE*	0%	100%	100%	No filings
FUTURECOMP	94%	96%	88%	97%
GALLAGHER BASSETT SERVICES	72%	68%	67%	93%
GREAT DIVIDE INSURANCE*	0%	No filings	No filings	No filings
GUARD INSURANCE	69%	83%	33%	50%

ENTITY OVERVIEW

Insurance Group	FROI Compliance Benchmark: 85%	PAY Compliance Benchmark: 87%	MOP Compliance Benchmark: 85%	NOC Compliance Benchmark: 90%
HANNAFORD BROTHERS	73%	82%	79%	88%
HANOVER INSURANCE	26%	60%	60%	83%
HARTFORD INSURANCE	67%	83%	76%	86%
HELMSMAN MANAGEMENT SERVICES	70%	72%	61%	92%
HOUSTON INT INS GROUP*	86%	100%	100%	100%
LIBERTY MUTUAL INSURANCE	55%	76%	79%	85%
MAINE AUTOMOBILE DEALERS ASSOCIATION*	0%	0%	0%	0%
MAINE EMPLOYERS' MUTUAL INSURANCE	65%	83%	75%	90%
MAINE HEALTHCARE ASSOCIATION	82%	93%	95%	95%
MAINE MOTOR TRANSPORT ASSOCIATION	95%	95%	100%	95%
MAINE MUNICIPAL ASSOCIATION	94%	93%	91%	96%
MAINE SCHOOL MANAGEMENT ASSOCIATION	89%	96%	96%	97%
MARKEL CORP GROUP*	29%	75%	50%	No filings
MEADOWBROOK INSURANCE	58%	100%	100%	No filings
MITSUI SUMITOMO INS CO OF AMERICA*	100%	100%	100%	100%
NEXT LEVEL ADMINISTRATOR LLC*	50%	43%	0%	No filings
NORTH AMERICAN RISK SERVICES*	0%	No filings	No filings	No filings
OLD REPUBLIC INSURANCE	72%	73%	66%	88%
PENNSYLVANIA MFG ASSN	57%	63%	75%	75%
PROTECTIVE INSURANCE	33%	40%	40%	50%
QBE INSURANCE GROUP	37%	63%	63%	100%
RISK ENTERPRISE MANAGEMENT*	0%	No filings	No filings	0%
RYDER SERVICES*	33%	No filings	No filings	No filings
SAFETY NATIONAL CASUALTY CORP	65%	79%	82%	88%
SAGAMORE INSURANCE*	60%	67%	33%	100%
SEDGWICK CLAIMS MANAGEMENT SERVICES	81%	92%	90%	92%
SENTRY INSURANCE	52%	67%	64%	78%
SERVICE AMERICAN INDEMNITY	47%	60%	50%	100%
SOMPO JAPAN INSURANCE*	67%	100%	100%	No filings
STARNET INSURANCE*	No filings	100%	0%	No filings
STARR INDEMNITY INSURANCE	70%	72%	68%	92%
STARSTONE NATIONAL INSURANCE	64%	43%	0%	No filings
STATE OF MAINE WORKERS' COMPENSATION TRUST	85%	94%	77%	97%
SYNERNET	95%	98%	88%	99%
THE AMERICAN EQUITY UNDERWRITERS*	25%	No filings	No filings	No filings
TOKIO MARINE INSURANCE*	0%	0%	0%	0%
TRAVELERS INSURANCE	35%	79%	62%	86%
TYSON FOODS INC*	14%	100%	100%	100%
UTICA MUTUAL INSURANCE*	67%	100%	0%	No filings

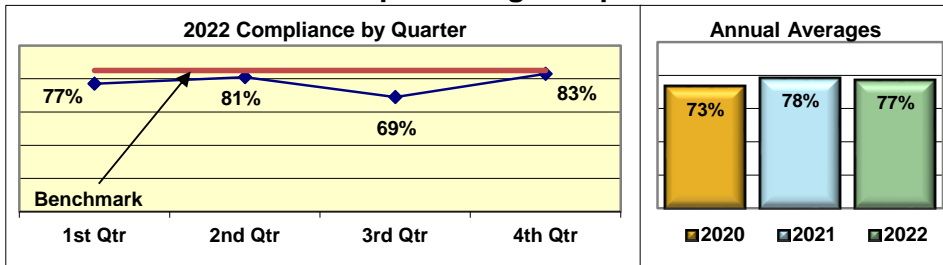
ENTITY OVERVIEW

Insurance Group	FROI Compliance Benchmark: 85%	PAY Compliance Benchmark: 87%	MOP Compliance Benchmark: 85%	NOC Compliance Benchmark: 90%
VANLINER INSURANCE*	78%	75%	75%	100%
WALMART CLAIMS SERVICES	96%	100%	91%	98%
XL INSURANCE	71%	64%	71%	67%
YORK RISK SERVICES*	100%	No filings	No filings	No filings
ZURICH INSURANCE	71%	78%	69%	64%

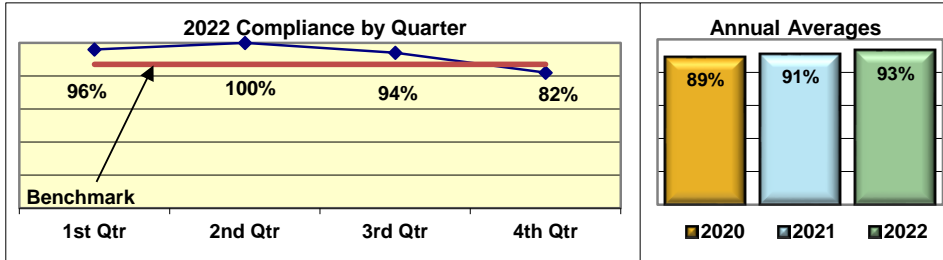
Annual Compliance Report 01/01/2022-12/31/2022

ACADIA INSURANCE

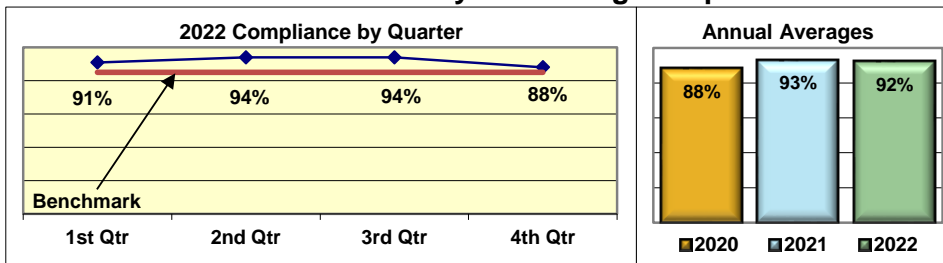
Lost Time First Report Filing Compliance



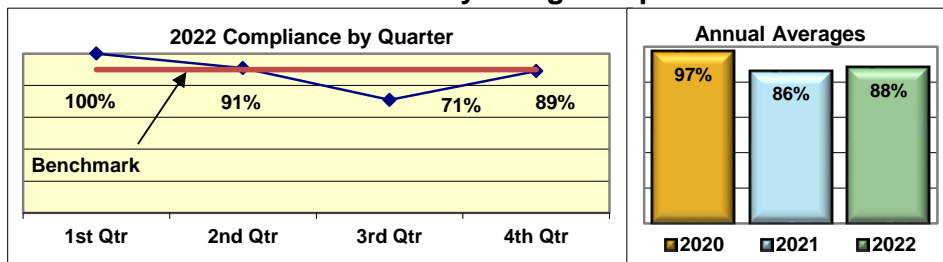
Initial Indemnity Payment Compliance



Initial Memorandum of Payment Filing Compliance



Initial Notice of Controversy Filing Compliance



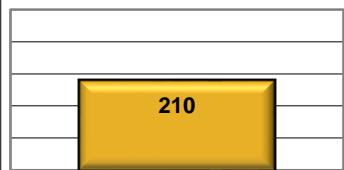
Summary

Acadia Insurance is an insurer that administered its own claims in 2022 under the following rating companies:

Acadia Insurance
Continental Western Insurance
Firemen's Ins. Co. of Wash. DC
Union Insurance

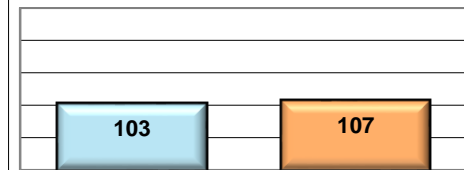
Utilization Analysis

Lost Time First Reports Received



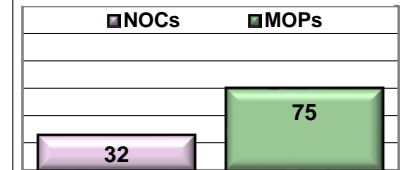
Activity on Lost Time First Reports

■ No Activity Required ■ Claims for Compensation



Activity on Claims for Compensation

■ NOCs ■ MOPs



Percent of Lost Time First Reports Denied
(Initial Indemnity NOCs / Lost Time First Reports)

15%

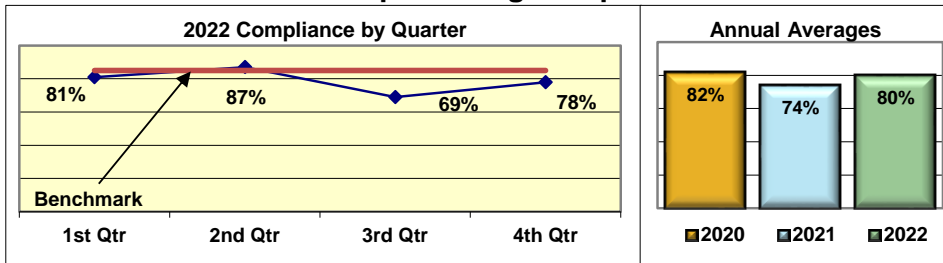
Percent of Claims for Compensation Denied
(Initial Indemnity NOCs / Claims for Compensation)

30%

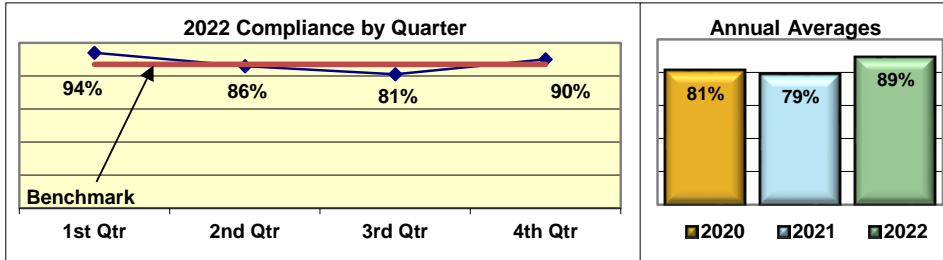
Annual Compliance Report 01/01/2022-12/31/2022

AIG INSURANCE

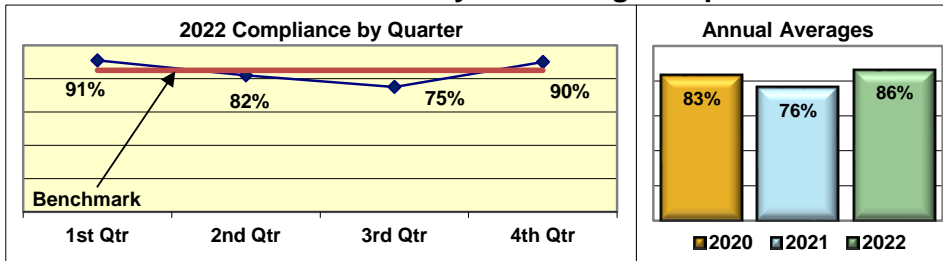
Lost Time First Report Filing Compliance



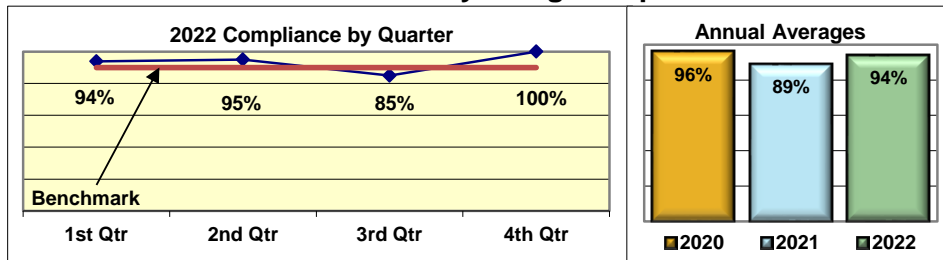
Initial Indemnity Payment Compliance



Initial Memorandum of Payment Filing Compliance



Initial Notice of Controversy Filing Compliance



Summary

AIG Insurance is an insurer that administered its own claims and used third parties to administer claims in 2022 under the following rating companies:


AIU Insurance
Granite State Insurance
Ins. Co. of the State of Pennsylvania
National Union Fire Ins. Co. of Pitts.
New Hampshire Insurance

AIG Insurance used the following third parties in 2022:

Broadspire Services
CorVel Enterprise Comp.
ESIS
Gallagher Bassett Services
Helmsman Management Services
Sedgwick Claims Management Svcs.

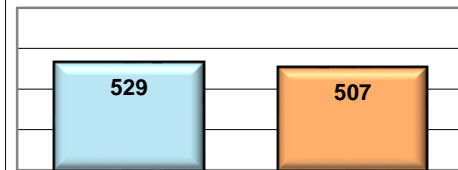
Utilization Analysis

Lost Time First Reports Received



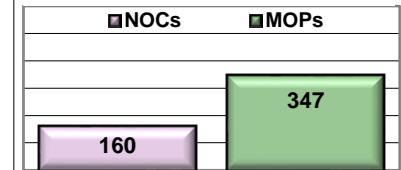
Activity on Lost Time First Reports

■ No Activity Required ■ Claims for Compensation



Activity on Claims for Compensation

■ NOCs ■ MOPs



Percent of Lost Time First Reports Denied
(Initial Indemnity NOCs / Lost Time First Reports)

15%

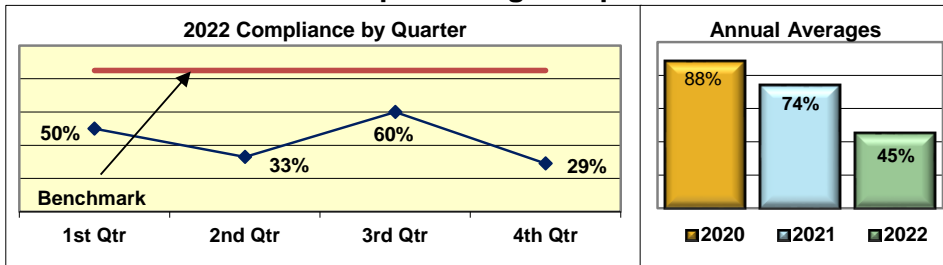
Percent of Claims for Compensation Denied
(Initial Indemnity NOCs / Claims for Compensation)

32%

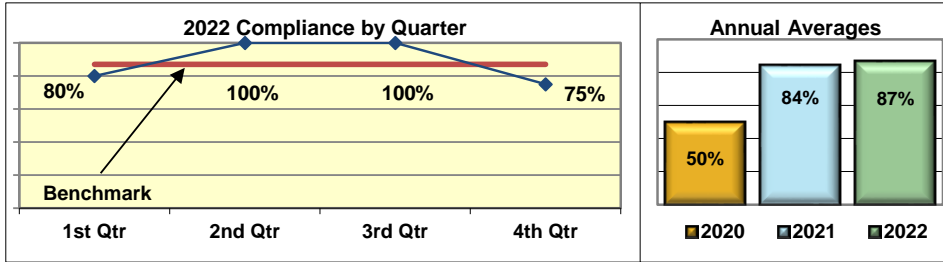
Annual Compliance Report 01/01/2022-12/31/2022

A.I.M. MUTUAL INSURANCE

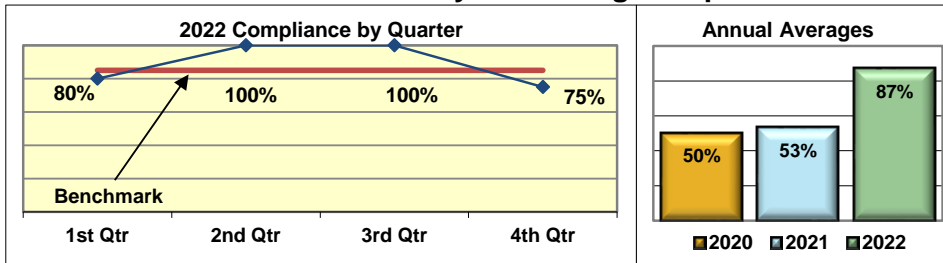
Lost Time First Report Filing Compliance




Initial Indemnity Payment Compliance



Initial Memorandum of Payment Filing Compliance



Initial Notice of Controversy Filing Compliance



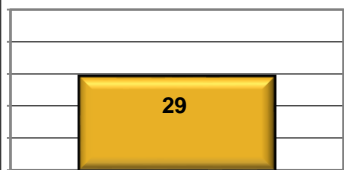
Summary

AIM Mutual Insurance is an insurer that administered its own claims in 2022 under the following rating companies:

Associated Employers Insurance
Associated Industries of Mass Mutual

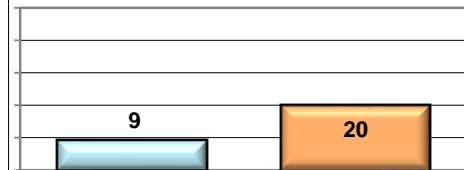
Utilization Analysis

Lost Time First Reports Received



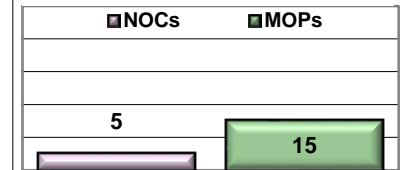
Activity on Lost Time First Reports

■ No Activity Required ■ Claims for Compensation



Activity on Claims for Compensation

■ NOCs ■ MOPs



Percent of Lost Time First Reports Denied
(Initial Indemnity NOCs / Lost Time First Reports)

17%

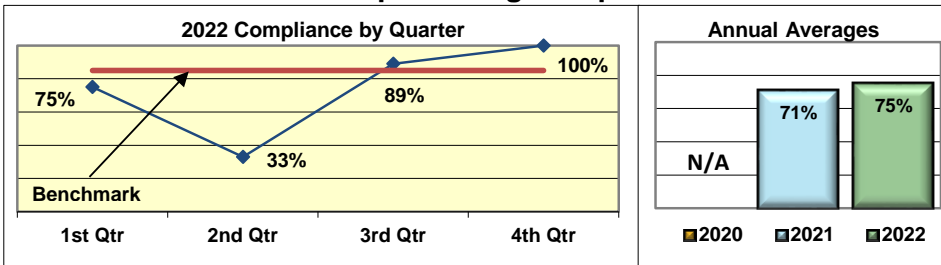
Percent of Claims for Compensation Denied
(Initial Indemnity NOCs / Claims for Compensation)

25%

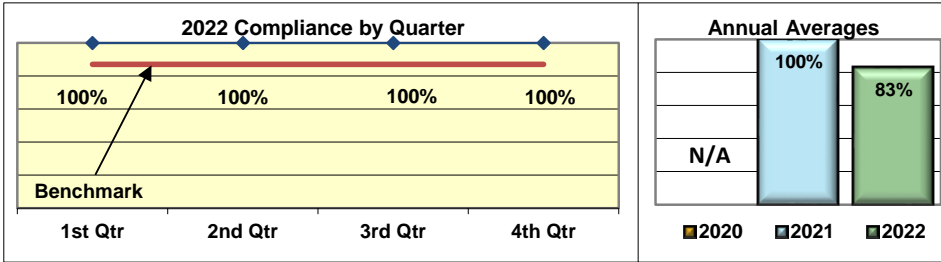
Annual Compliance Report
01/01/2022-12/31/2022

AMERICAN FINANCIAL GROUP

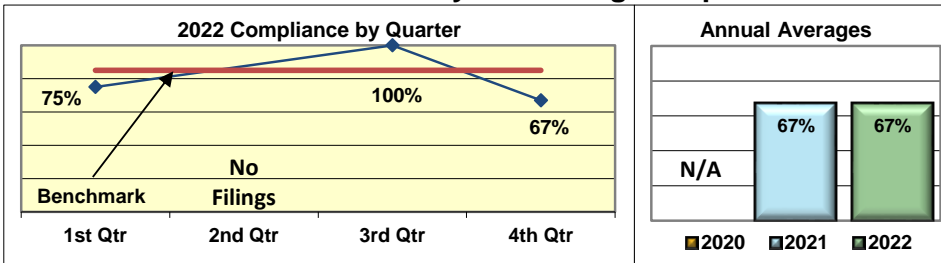
Lost Time First Report Filing Compliance



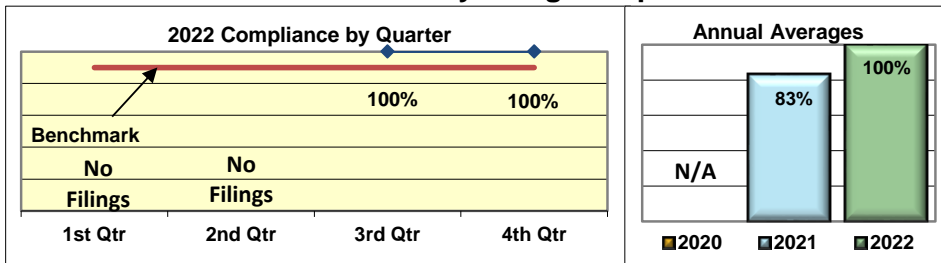
Initial Indemnity Payment Compliance



Initial Memorandum of Payment Filing Compliance



Initial Notice of Controversy Filing Compliance



Summary

American Financial Group is an insurer that used third parties to administer claims in 2022 under the following rating companies:


- Great American Alliance Insurance
- Great American Insurance
- National Interstate Insurance
- Triumpe Casualty

American Financial Group used the following third party in 2022:

The American Equity Underwriters


Utilization Analysis

Lost Time First Reports Received



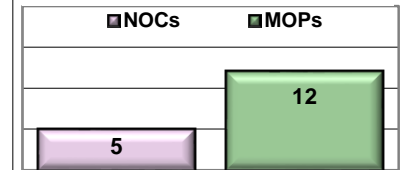
Activity on Lost Time First Reports

■ No Activity Required ■ Claims for Compensation



Activity on Claims for Compensation

■ NOCs ■ MOPs



Percent of Lost Time First Reports Denied
(Initial Indemnity NOCs / Lost Time First Reports)

18%

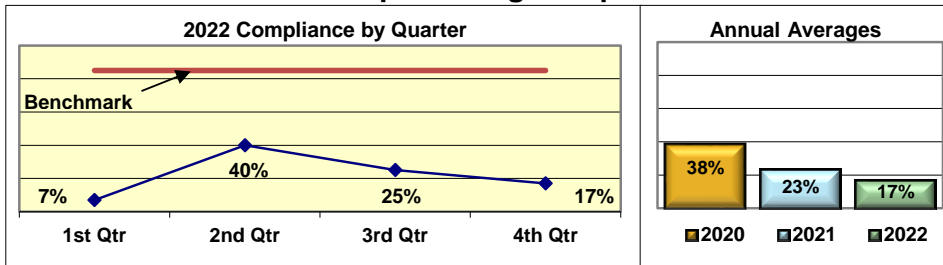
Percent of Claims for Compensation Denied
(Initial Indemnity NOCs / Claims for Compensation)

29%

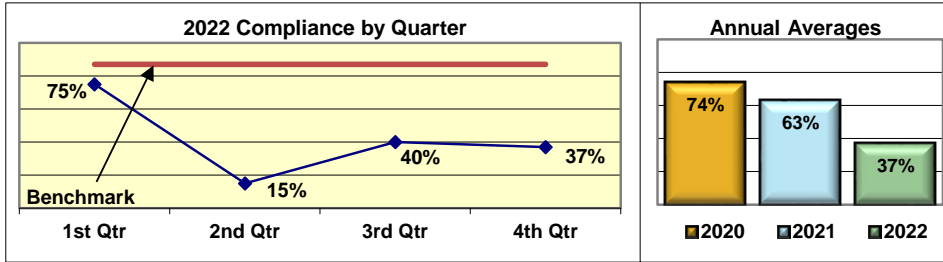
Annual Compliance Report 01/01/2022-12/31/2022

AMTRUST INSURANCE

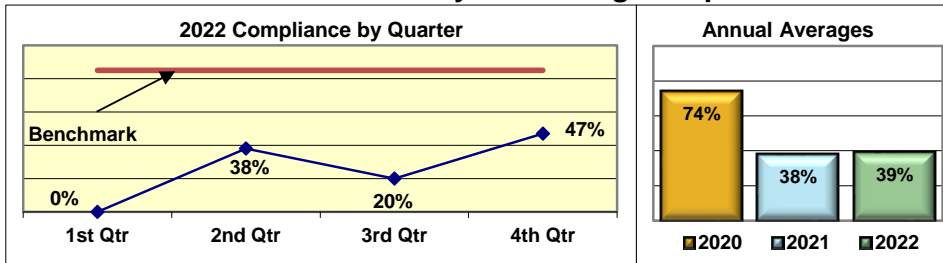
Lost Time First Report Filing Compliance




Initial Indemnity Payment Compliance



Initial Memorandum of Payment Filing Compliance



Initial Notice of Controversy Filing Compliance



Summary

Amtrust Insurance is an insurer that administered its own claims in 2022 under the following rating companies:

- Amtrust North America
- Security National Insurance
- Technology Insurance
- Wesco Insurance

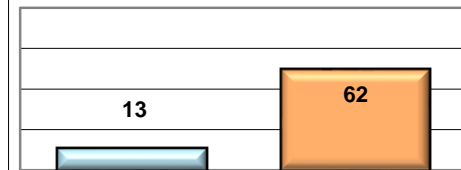
Utilization Analysis

Lost Time First Reports Received



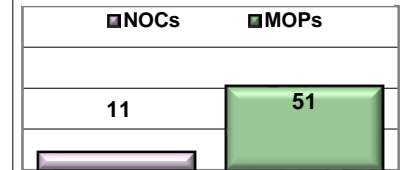
Activity on Lost Time First Reports

■ No Activity Required ■ Claims for Compensation



Activity on Claims for Compensation

■ NOCs ■ MOPs



Percent of Lost Time First Reports Denied
(Initial Indemnity NOCs / Lost Time First Reports)

15%

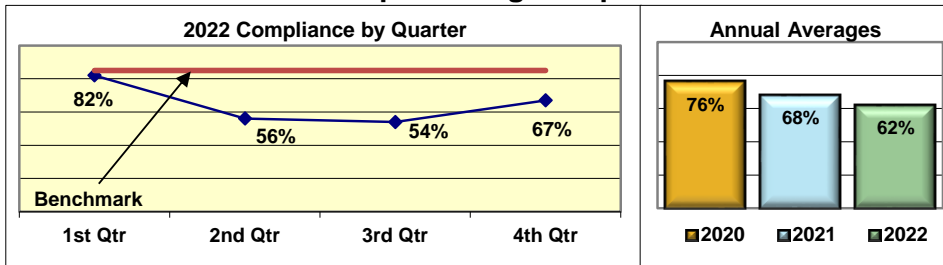
Percent of Claims for Compensation Denied
(Initial Indemnity NOCs / Claims for Compensation)

18%

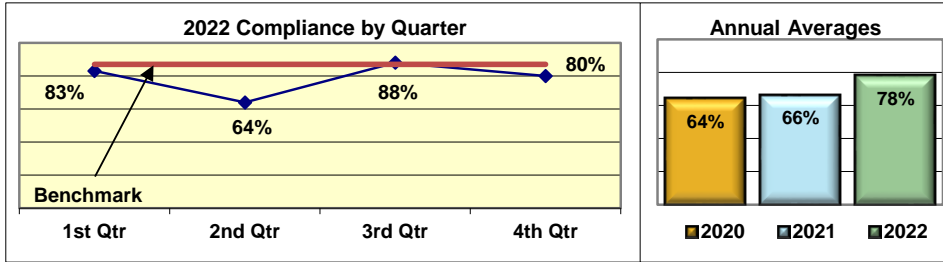
Annual Compliance Report 01/01/2022-12/31/2022

ARCH INSURANCE

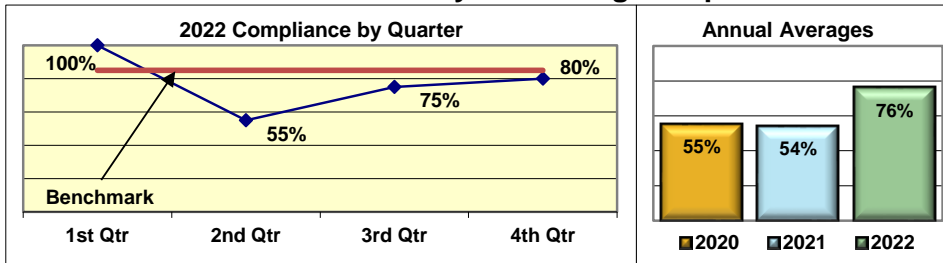
Lost Time First Report Filing Compliance



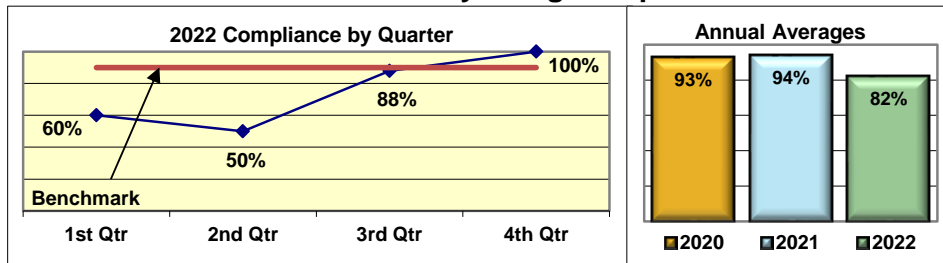
Initial Indemnity Payment Compliance



Initial Memorandum of Payment Filing Compliance



Initial Notice of Controversy Filing Compliance



Summary

Arch Insurance is an insurer that used third parties to administer claims in 2022 under the following rating companies:

Arch Indemnity Insurance
Arch Insurance

Arch Insurance used the following third parties in 2022:

Broadspire Services
Cannon Cochran Management Svcs.
CorVel Enterprise Comp.
Cottingham & Butler Claims Services
ESIS
Gallagher Bassett Services
Helmsman Management Services
Sedgwick Claims Management Svcs.
York Risk Services


Utilization Analysis

Lost Time First Reports Received



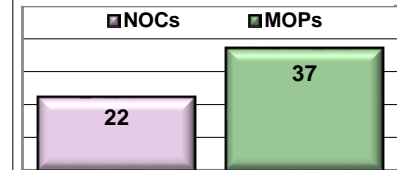
Activity on Lost Time First Reports

■ No Activity Required ■ Claims for Compensation



Activity on Claims for Compensation

■ NOCs ■ MOPs



Percent of Lost Time First Reports Denied
(Initial Indemnity NOCs / Lost Time First Reports)

19%

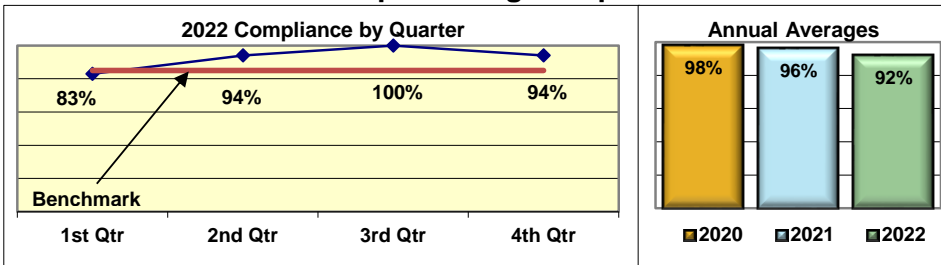
Percent of Claims for Compensation Denied
(Initial Indemnity NOCs / Claims for Compensation)

37%

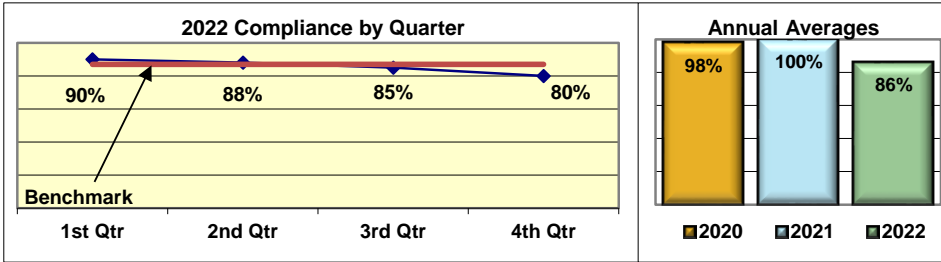
Annual Compliance Report 01/01/2022-12/31/2022

BATH IRON WORKS

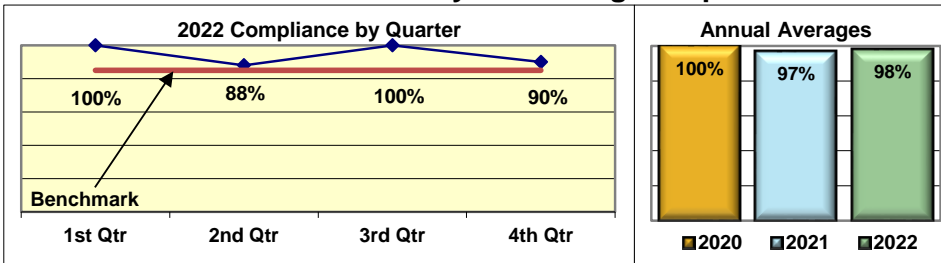
Lost Time First Report Filing Compliance




Initial Indemnity Payment Compliance



Initial Memorandum of Payment Filing Compliance



Initial Notice of Controversy Filing Compliance



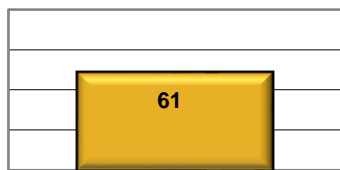
Summary

Bath Iron Works is a self-insured employer that administered its own claims in 2022 under the following name:

Bath Iron Works

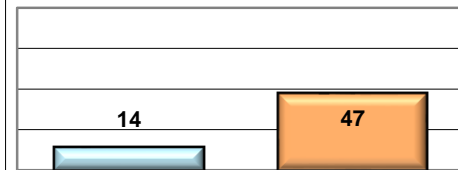
Utilization Analysis

Lost Time First Reports Received



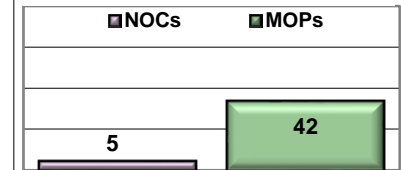
Activity on Lost Time First Reports

■ No Activity Required ■ Claims for Compensation



Activity on Claims for Compensation

■ NOCs ■ MOPs



Percent of Lost Time First Reports Denied
(Initial Indemnity NOCs / Lost Time First Reports)

8%

Percent of Claims for Compensation Denied
(Initial Indemnity NOCs / Claims for Compensation)

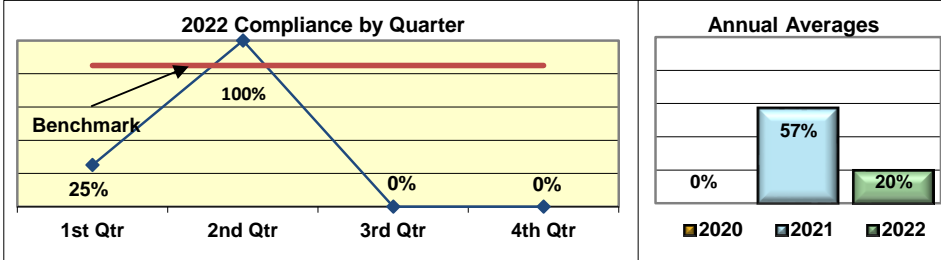
11%

Annual Compliance Report

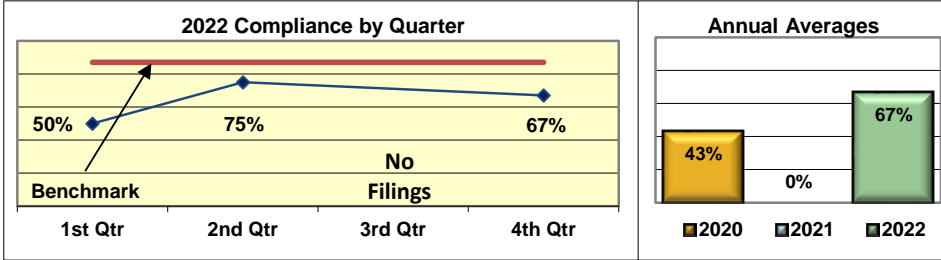
01/01/2022-12/31/2022

BERKSHIRE HATHAWAY INSURANCE

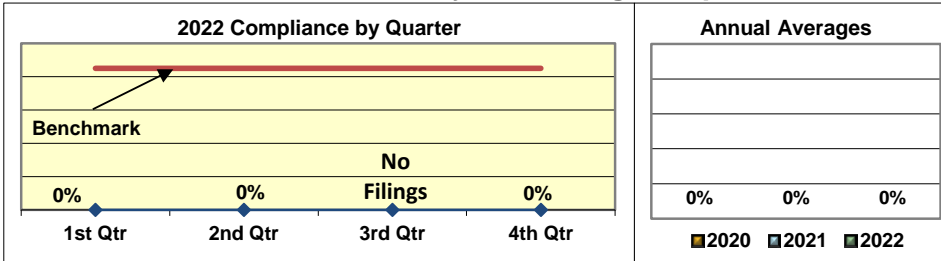
Lost Time First Report Filing Compliance




Initial Indemnity Payment Compliance



Initial Memorandum of Payment Filing Compliance



Initial Notice of Controversy Filing Compliance

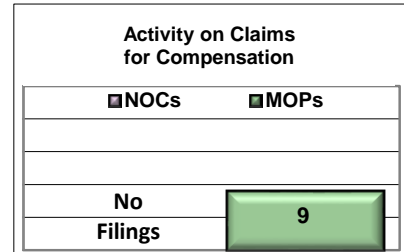
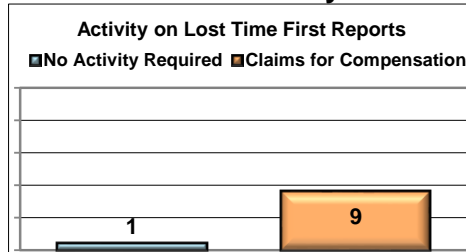



Summary

Berkshire Hathaway Insurance is an insurer that administered its own claims in 2022 under the following rating companies:

Berkshire Hathaway Direct Insurance
Berkshire Hathaway Homestate Ins.

Utilization Analysis



Percent of Lost Time First Reports Denied
(Initial Indemnity NOCs / Lost Time First Reports)

#N/A

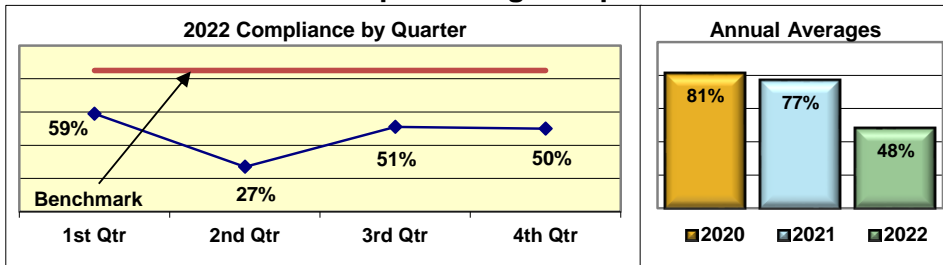
Percent of Claims for Compensation Denied
(Initial Indemnity NOCs / Claims for Compensation)

#N/A

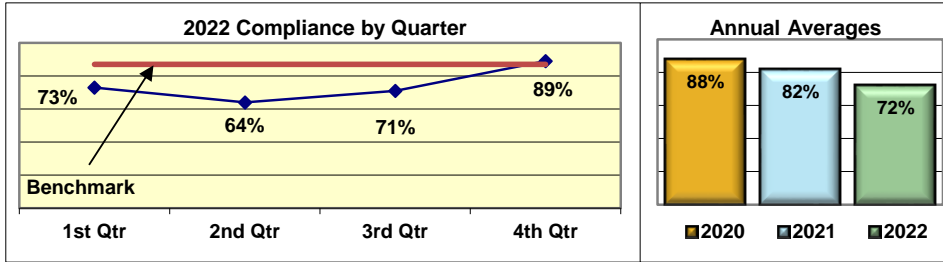
Annual Compliance Report 01/01/2022-12/31/2022

BROADSPIRE SERVICES

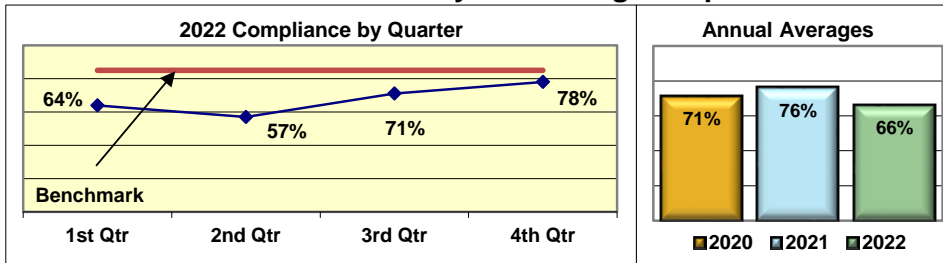
Lost Time First Report Filing Compliance



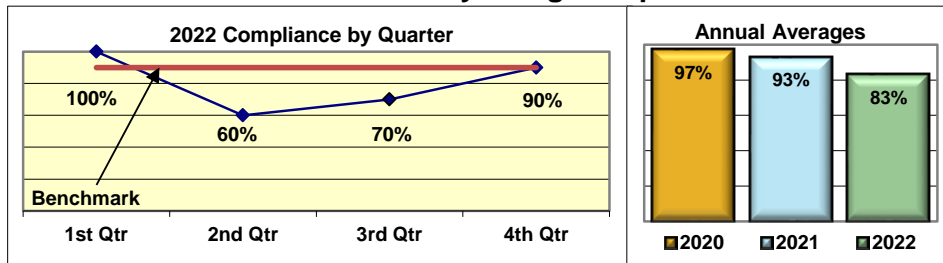
Initial Indemnity Payment Compliance



Initial Memorandum of Payment Filing Compliance



Initial Notice of Controversy Filing Compliance




Summary

Broadspire Services is a third party administrator that administered claims in 2022 for the following rating companies:

- ACE American Insurance
- AIU Insurance
- American Zurich Insurance
- Arch Insurance
- Continental Insurance
- Employers Assurance
- Employers Compensation Insurance
- Employers Preferred Insurance
- Indemnity Ins. Co. of No. America
- New Hampshire Insurance
- North River Insurance
- Property & Casualty Ins. Co. of Hartford
- Protective Insurance
- Safety National Casualty Corp.
- Sagamore Insurance
- Service American Indemnity
- XL Insurance America
- XL Specialty Insurance
- Zenith Insurance

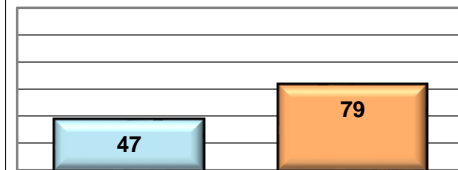
Utilization Analysis

Lost Time First Reports Received



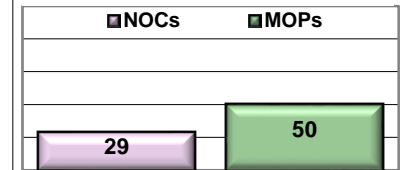
Activity on Lost Time First Reports

■ No Activity Required ■ Claims for Compensation



Activity on Claims for Compensation

■ NOCs ■ MOPs



Percent of Lost Time First Reports Denied
(Initial Indemnity NOCs / Lost Time First Reports)

23%

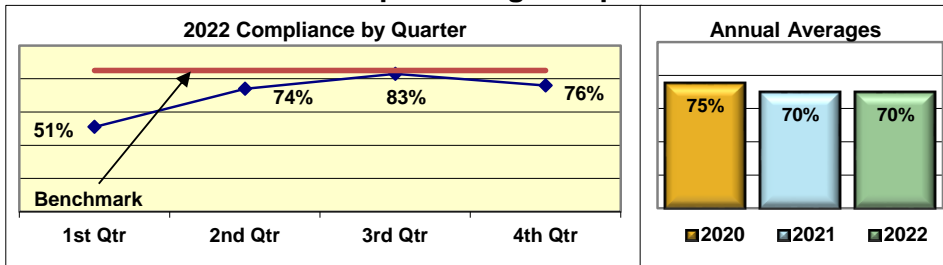
Percent of Claims for Compensation Denied
(Initial Indemnity NOCs / Claims for Compensation)

37%

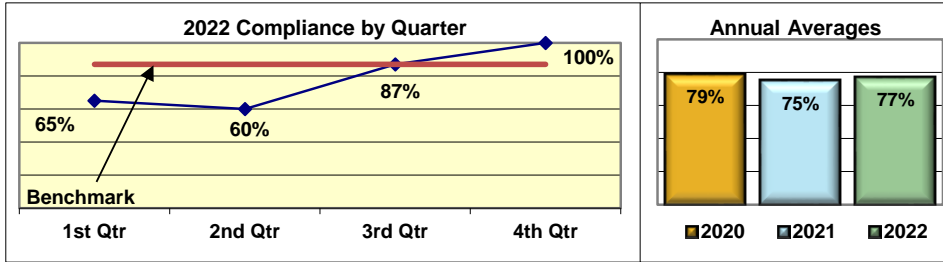
Annual Compliance Report 01/01/2022-12/31/2022

CANNON COCHRAN MANAGEMENT SERVICES

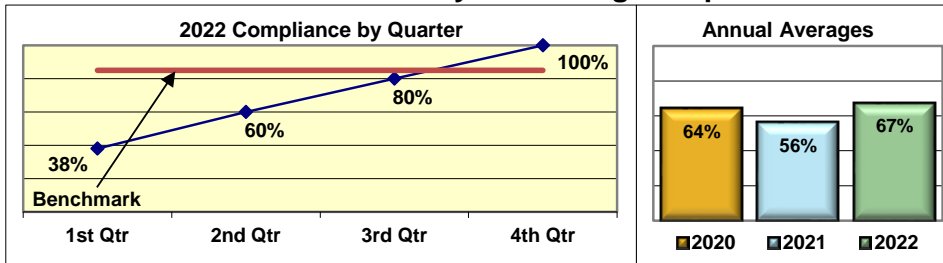
Lost Time First Report Filing Compliance




Initial Indemnity Payment Compliance



Initial Memorandum of Payment Filing Compliance



Initial Notice of Controversy Filing Compliance



Summary

Cannon Cochran Management Services is a third party administrator that administered claims in 2022 for the following rating companies:

ACE American Insurance
Arch Insurance
Indemnity Ins. Co. of North America
Mitsui Sumitomo Ins. Co. of America
Old Republic Insurance
Property & Cas. Ins. Co. of Hartford
Safety National Casualty
Service American Indemnity
Starstone National Insurance
State National Insurance
United Wisconsin Insurance
Zurich American Insurance

and self-insured employers:

City of Lewiston
Greater Portland V Group Trust
Lepage Bakeries
Louisiana Pacific Corp.
Maine Turnpike Authority
Sappi North America
University of Maine System

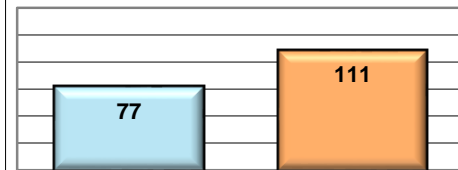
Utilization Analysis

Lost Time First Reports Received



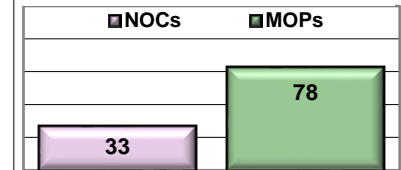
Activity on Lost Time First Reports

■ No Activity Required ■ Claims for Compensation



Activity on Claims for Compensation

■ NOCs ■ MOPs



Percent of Lost Time First Reports Denied
(Initial Indemnity NOCs / Lost Time First Reports)

18%

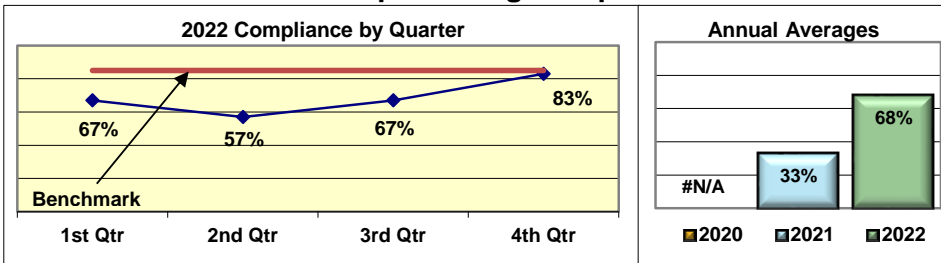
Percent of Claims for Compensation Denied
(Initial Indemnity NOCs / Claims for Compensation)

30%

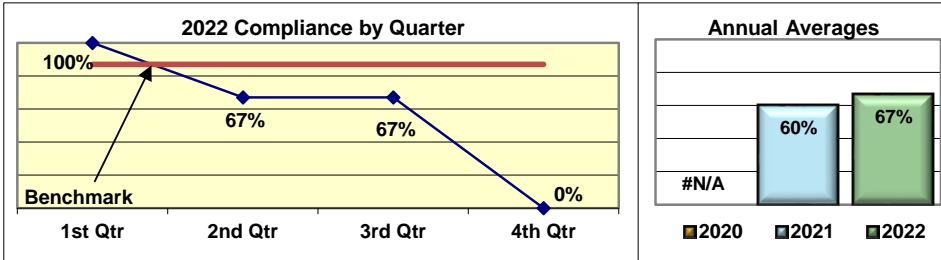
Annual Compliance Report 01/01/2022-12/31/2022

CAROLINA CASUALTY INSURANCE

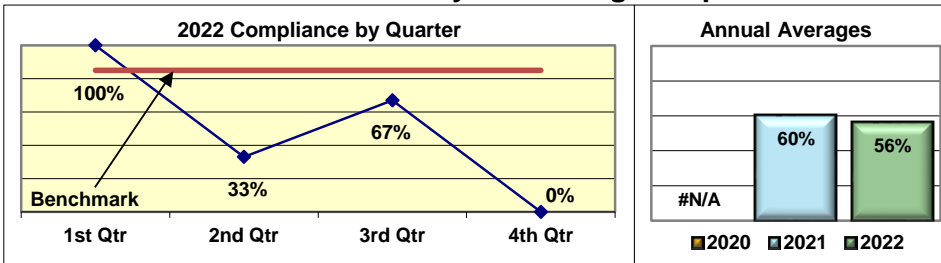
Lost Time First Report Filing Compliance




Initial Indemnity Payment Compliance



Initial Memorandum of Payment Filing Compliance



Initial Notice of Controversy Filing Compliance



Summary

Carolina Casualty Insurance is an insurer that used a third party to administer claims in 2022 under the following rating company:

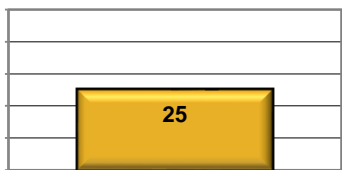
Carolina Casualty Insurance

Carolina Casualty Insurance used the following third party in 2022:

Gallagher Bassett Services


Utilization Analysis

Lost Time First Reports Received



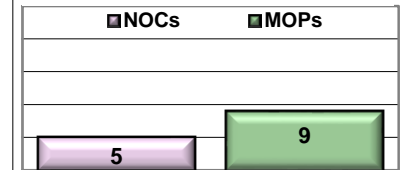
Activity on Lost Time First Reports

■ No Activity Required ■ Claims for Compensation



Activity on Claims for Compensation

■ NOCs ■ MOPs



Percent of Lost Time First Reports Denied
(Initial Indemnity NOCs / Lost Time First Reports)

20%

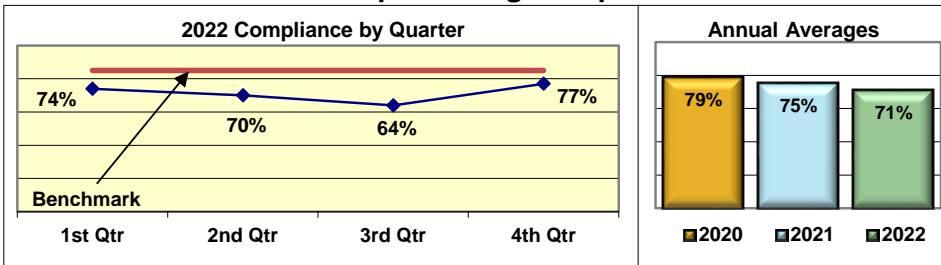
Percent of Claims for Compensation Denied
(Initial Indemnity NOCs / Claims for Compensation)

36%

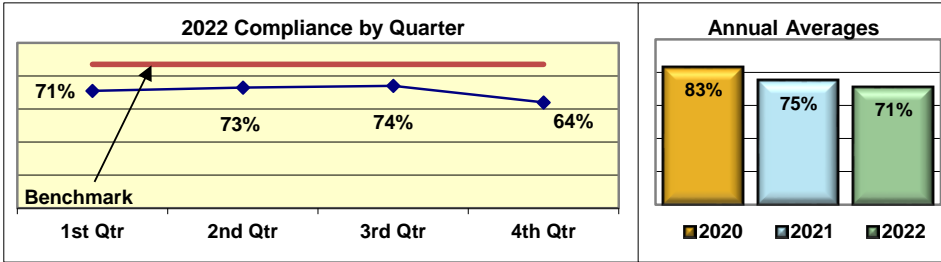
Annual Compliance Report 01/01/2022-12/31/2022

CHUBB INSURANCE

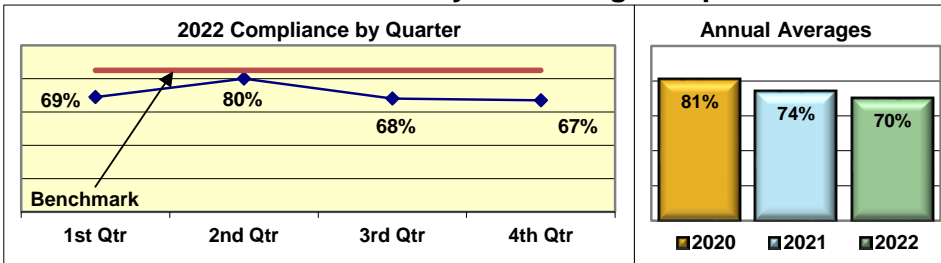
Lost Time First Report Filing Compliance



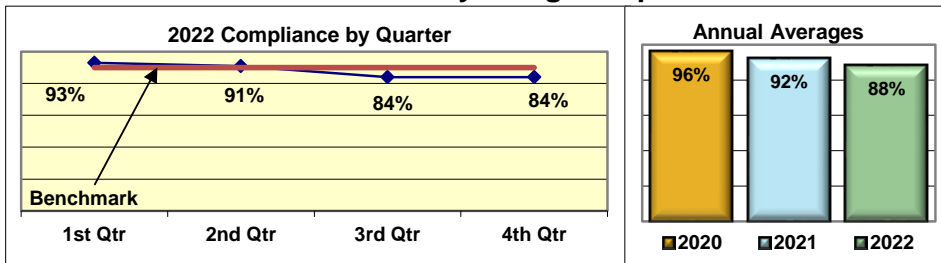
Initial Indemnity Payment Compliance



Initial Memorandum of Payment Filing Compliance



Initial Notice of Controversy Filing Compliance



Summary

Chubb Insurance is an insurer that used third parties to administer claims in 2022 under the following rating companies:


- ACE American Insurance
- Chubb Indemnity Insurance
- Chubb National Insurance
- Federal Insurance
- Great Northern Ins.
- Indemnity Ins. Co. of North America
- Pacific Indemnity

Chubb Insurance used the following third parties in 2022:

- Broadspire Services
- Cannon Cochran Management Svcs.
- Constitution State Services
- CorVel Enterprise Comp.
- ESIS
- Gallagher Bassett Services
- Helmsman Management Services
- Next Level Administrator LLC
- Ryder Services
- Sedgwick Claims Management Svcs.
- York Risk Services


Utilization Analysis

Lost Time First Reports Received



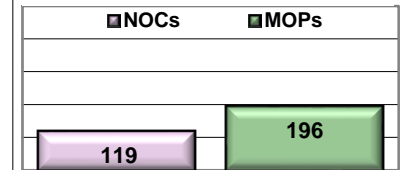
Activity on Lost Time First Reports

■ No Activity Required ■ Claims for Compensation



Activity on Claims for Compensation

■ NOCs ■ MOPs



Percent of Lost Time First Reports Denied
(Initial Indemnity NOCs / Lost Time First Reports)

19%

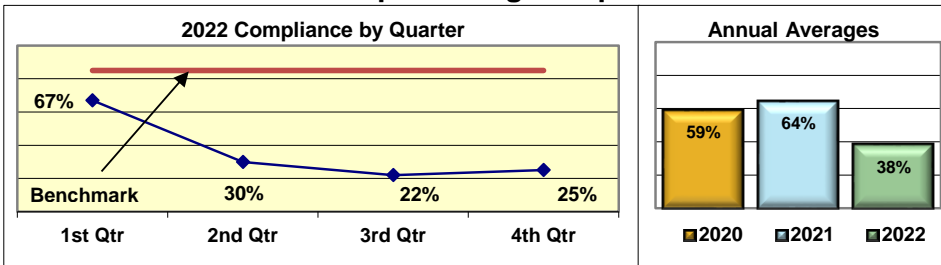
Percent of Claims for Compensation Denied
(Initial Indemnity NOCs / Claims for Compensation)

38%

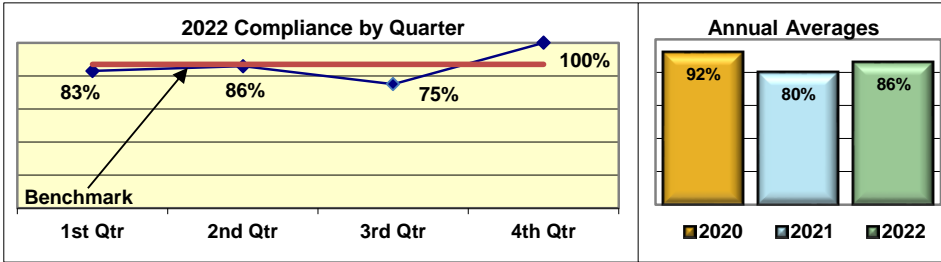
Annual Compliance Report 01/01/2022-12/31/2022

CNA INSURANCE

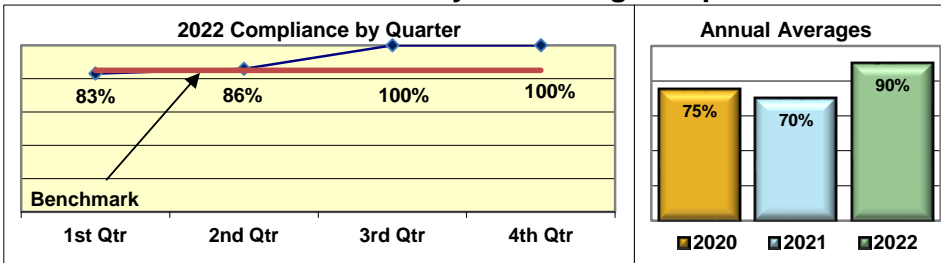
Lost Time First Report Filing Compliance



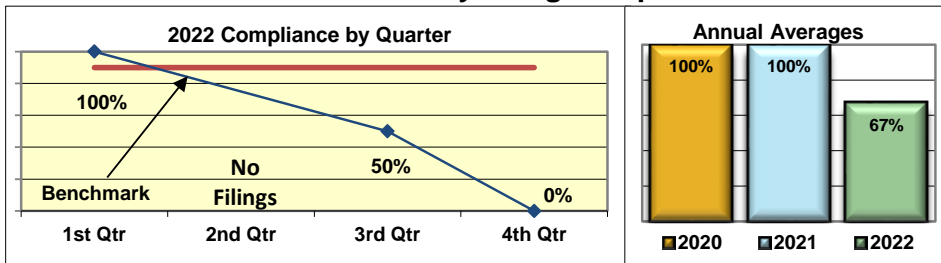
Initial Indemnity Payment Compliance



Initial Memorandum of Payment Filing Compliance



Initial Notice of Controversy Filing Compliance



Summary

CNA Insurance is an insurer that administered its own claims in 2022 under the following rating companies:


American Casualty Co. of Reading PA
Continental Insurance Company
National Fire Ins Co. of Hartford
Valley Forge Insurance

CNA Insurance used the following third parties in 2022:

Broadspire Services
Gallagher Bassett Services


Utilization Analysis

Lost Time First Reports Received



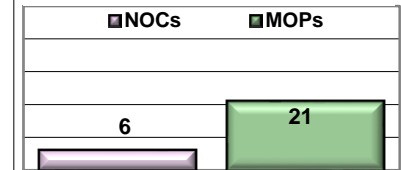
Activity on Lost Time First Reports

■ No Activity Required ■ Claims for Compensation



Activity on Claims for Compensation

■ NOCs ■ MOPs



Percent of Lost Time First Reports Denied
(Initial Indemnity NOCs / Lost Time First Reports)

16%

Percent of Claims for Compensation Denied
(Initial Indemnity NOCs / Claims for Compensation)

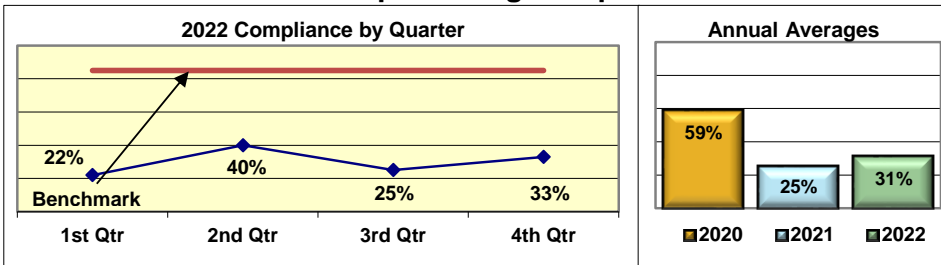
22%

Annual Compliance Report

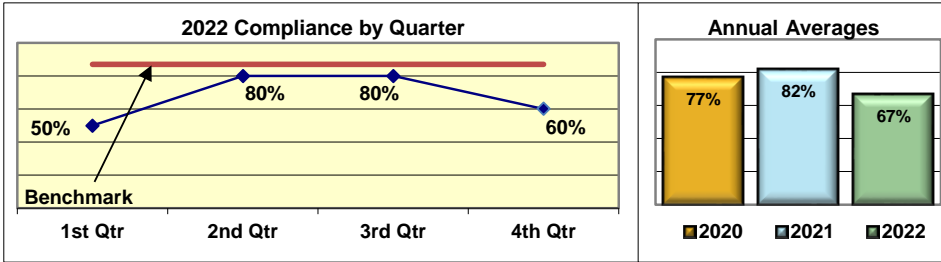
01/01/2022-12/31/2022

CONSTITUTION STATE SERVICES

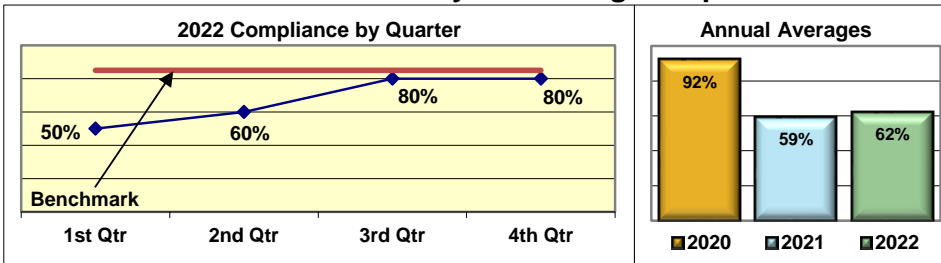
Lost Time First Report Filing Compliance



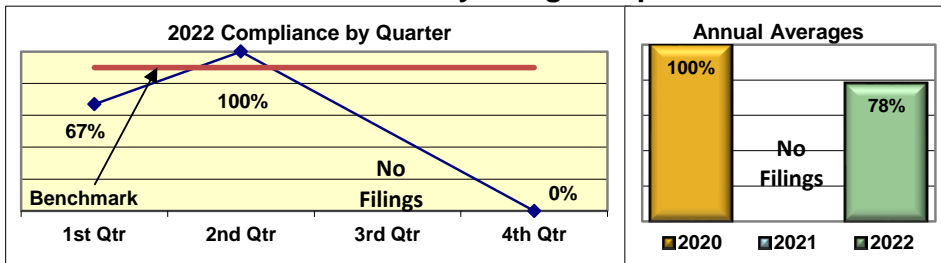
Initial Indemnity Payment Compliance



Initial Memorandum of Payment Filing Compliance



Initial Notice of Controversy Filing Compliance




Summary

Constitution State Services is a third party administrator that administered claims in 2022 for the following rating companies:

- ACE American Insurance
- American Zurich Insurance
- Indemnity Ins. Co. of No. America
- Old Republic Insurance
- Safety National Casualty Corp.
- Standard Fire Insurance

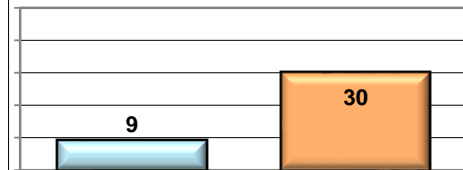
Utilization Analysis

Lost Time First Reports Received



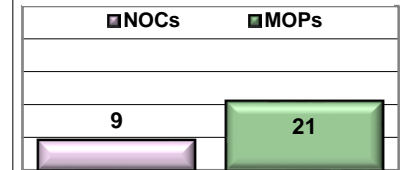
Activity on Lost Time First Reports

■ No Activity Required ■ Claims for Compensation



Activity on Claims for Compensation

■ NOCs ■ MOPs



Percent of Lost Time First Reports Denied
(Initial Indemnity NOCs / Lost Time First Reports)

23%

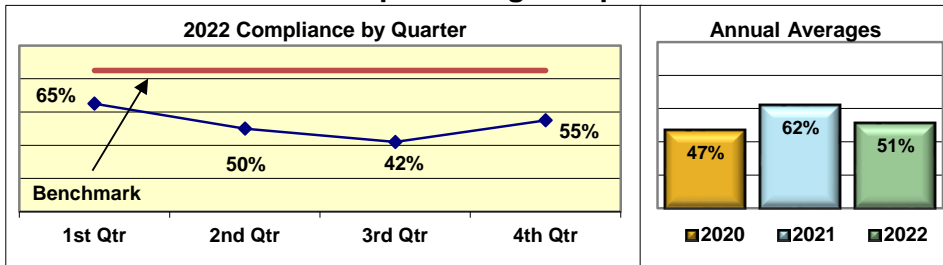
Percent of Claims for Compensation Denied
(Initial Indemnity NOCs / Claims for Compensation)

30%

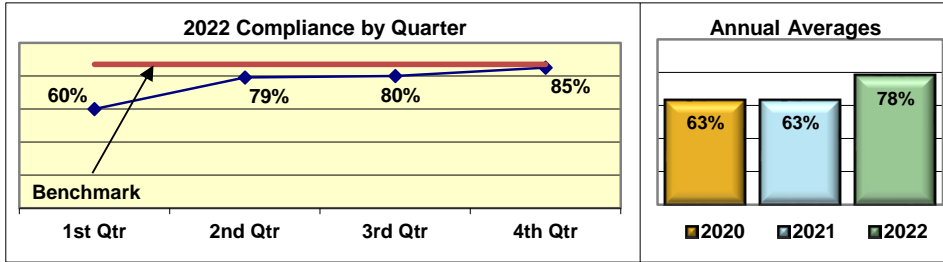
Annual Compliance Report
01/01/2022-12/31/2022

CORVEL ENTERPRISE COMP.

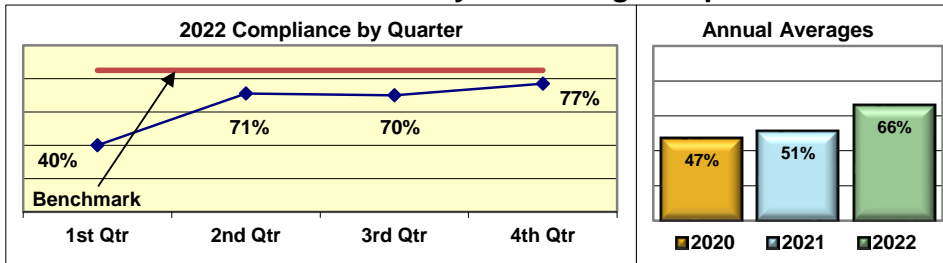
Lost Time First Report Filing Compliance



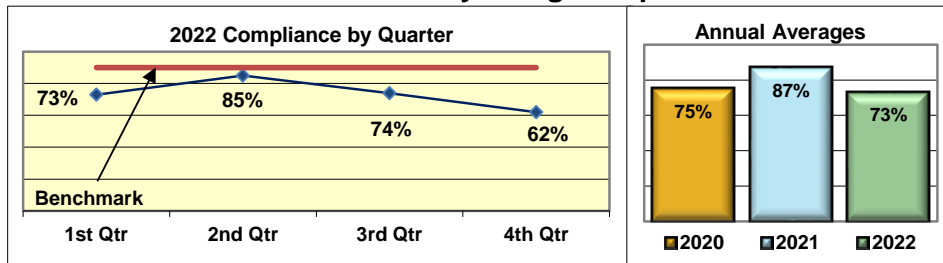
Initial Indemnity Payment Compliance



Initial Memorandum of Payment Filing Compliance



Initial Notice of Controversy Filing Compliance



Summary

CorVel Enterprise Comp. is a third party administrator that administered claims in 2022 for the following rating companies:

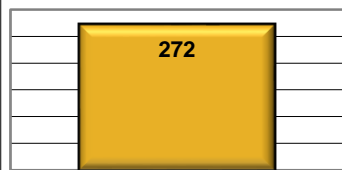
- Ace American Insurance
- AIU Insurance
- American Zurich
- Arch Insurance
- Indemnity Ins. Co. of North America
- Old Republic Insurance
- Prop. & Cas. Ins. Co. of Hartford
- Safety National Casualty Corp.
- XL Insurance America

and Self-Insured Employers:

- Lepage Bakeries Cedar Street LLC.
- Lepage Bakeries Park Street LLC.

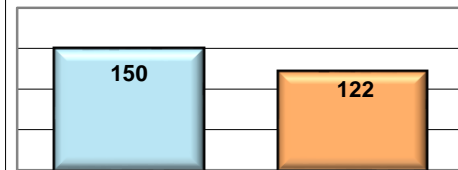
Utilization Analysis

Lost Time First Reports Received



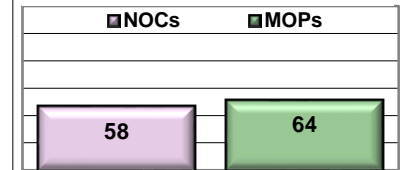
Activity on Lost Time First Reports

■ No Activity Required ■ Claims for Compensation



Activity on Claims for Compensation

■ NOCs ■ MOPs



Percent of Lost Time First Reports Denied
(Initial Indemnity NOCs / Lost Time First Reports)

21%

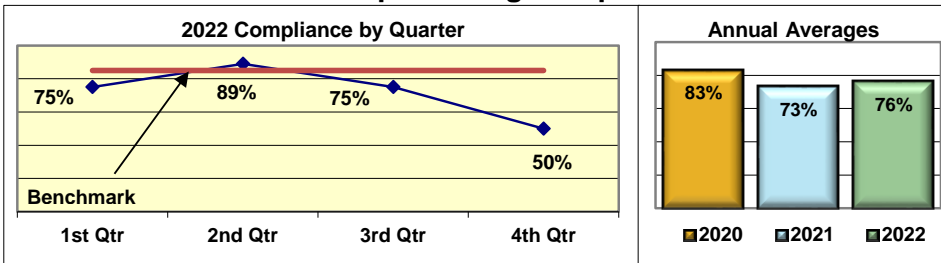
Percent of Claims for Compensation Denied
(Initial Indemnity NOCs / Claims for Compensation)

48%

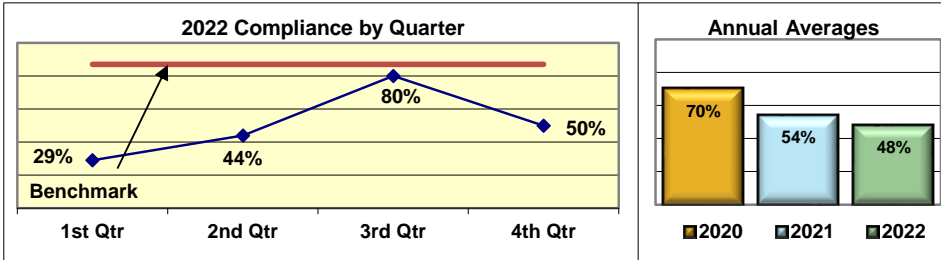
Annual Compliance Report 01/01/2022-12/31/2022

COTTINGHAM & BUTLER CLAIMS SERVICES

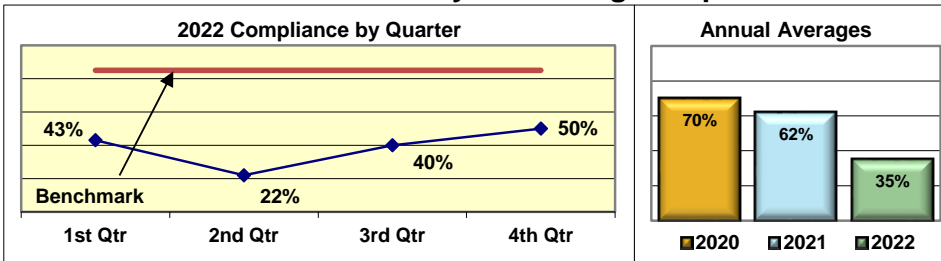
Lost Time First Report Filing Compliance



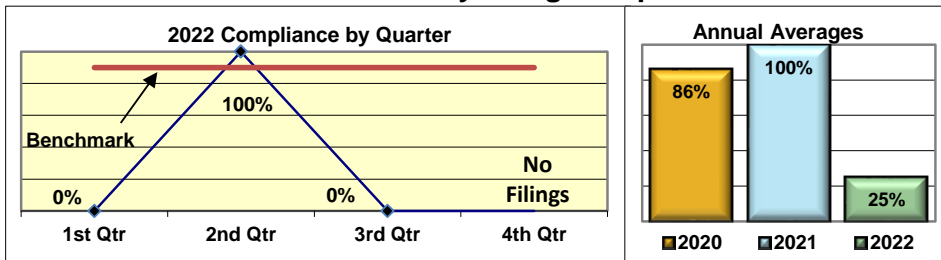
Initial Indemnity Payment Compliance



Initial Memorandum of Payment Filing Compliance



Initial Notice of Controversy Filing Compliance



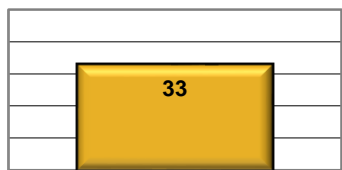
Summary

Cottingham & Butler Claims Services is a third party administrator that administered claims in 2022 for the following rating companies:

- Arch Insurance
- Starstone National Insurance
- XL Insurance America Inc.
- Zurich American Insurance


Utilization Analysis

Lost Time First Reports Received



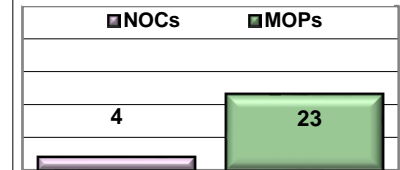
Activity on Lost Time First Reports

■ No Activity Required ■ Claims for Compensation



Activity on Claims for Compensation

■ NOCs ■ MOPs



Percent of Lost Time First Reports Denied
(Initial Indemnity NOCs / Lost Time First Reports)

12%

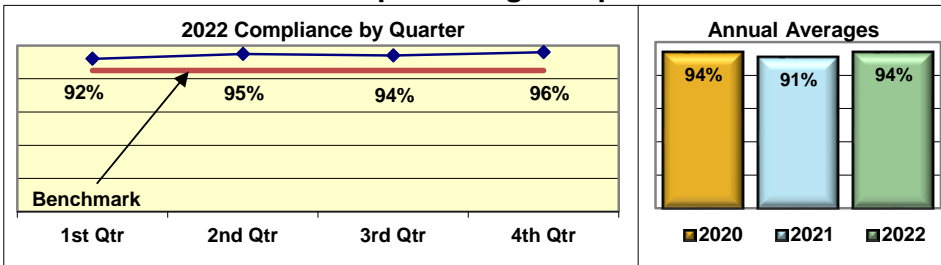
Percent of Claims for Compensation Denied
(Initial Indemnity NOCs / Claims for Compensation)

15%

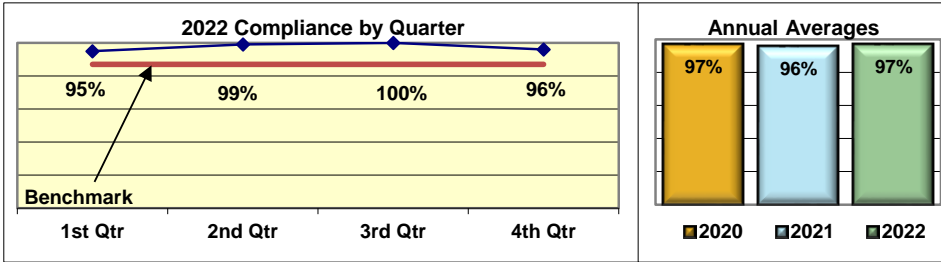
Annual Compliance Report 01/01/2022-12/31/2022

CROSS INSURANCE

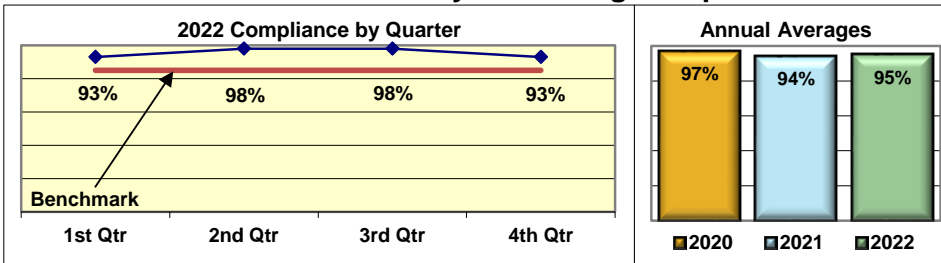
Lost Time First Report Filing Compliance



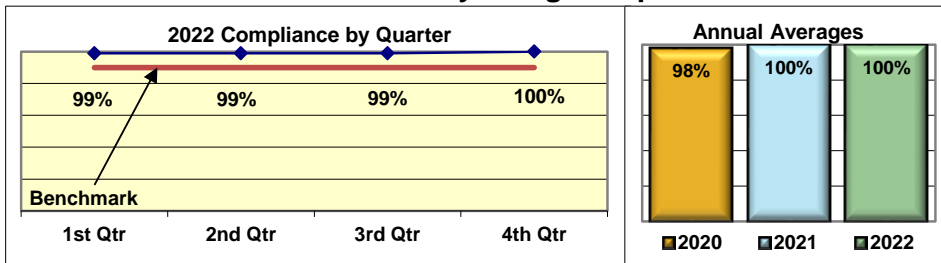
Initial Indemnity Payment Compliance



Initial Memorandum of Payment Filing Compliance



Initial Notice of Controversy Filing Compliance




Summary

Cross Insurance is a third party administrator that administered claims in 2022 for the following self-insured employers:

- Auburn, City of
- Central Maine Power Co.
- Construction Services Group Trust
- Distributors Suppliers Group Trust
- Eastern Maine Group
- Forest Products Group Trust
- Hussey Seating Co.
- Maine Oil Dealers Association
- MaineGeneral Health WC Trust Fund
- ME State WC Group Trust
- Mfg. of Maine Group Trust
- Parker Hannifin Corporation
- Social Services & Education

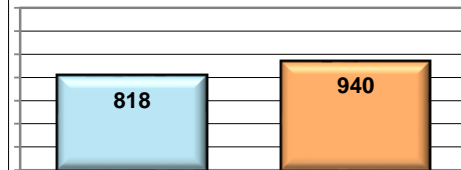
Utilization Analysis

Lost Time First Reports Received



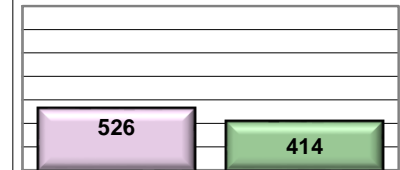
Activity on Lost Time First Reports

■ No Activity Required ■ Claims for Compensation



Activity on Claims for Compensation

■ NOCs ■ MOPs



Percent of Lost Time First Reports Denied
(Initial Indemnity NOCs / Lost Time First Reports)

30%

Percent of Claims for Compensation Denied
(Initial Indemnity NOCs / Claims for Compensation)

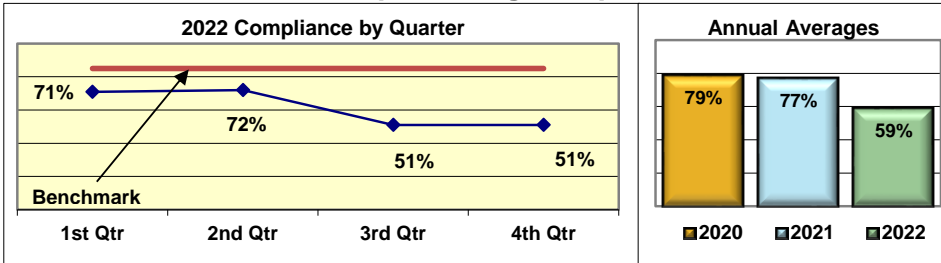
56%

Annual Compliance Report

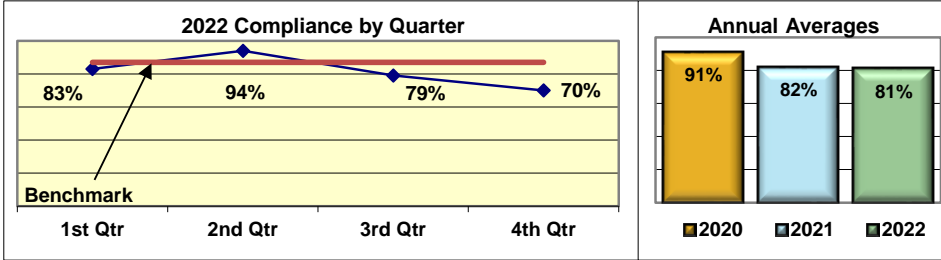
01/01/2022-12/31/2022

EASTERN ALLIANCE INSURANCE

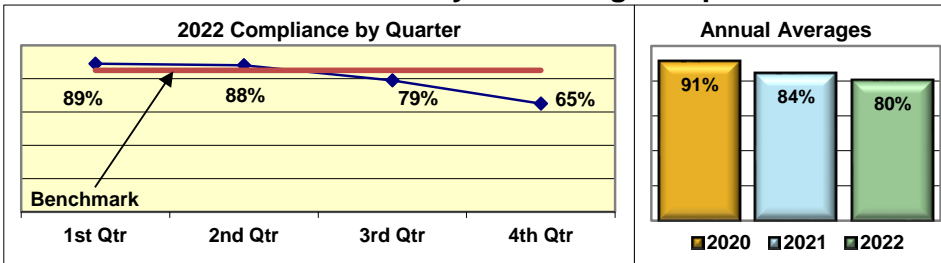
Lost Time First Report Filing Compliance



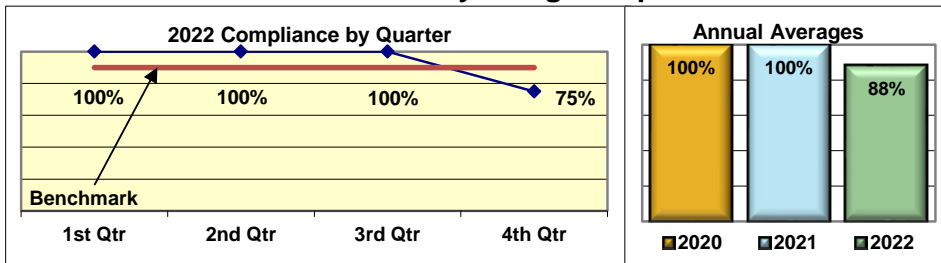
Initial Indemnity Payment Compliance



Initial Memorandum of Payment Filing Compliance



Initial Notice of Controversy Filing Compliance



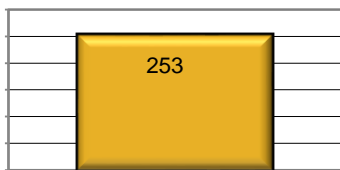
Summary

Eastern Alliance is an insurer that administered its own claims in 2022 under the following rating companies:

- Allied Eastern Indemnity Insurance
- Eastern Advantage Assurance
- Eastern Alliance Insurance

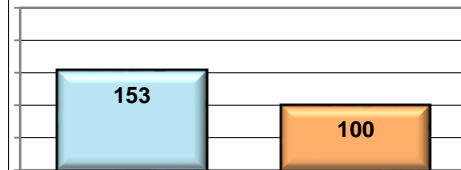
Utilization Analysis

Lost Time First Reports Received



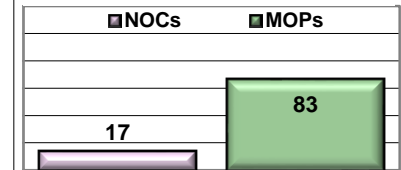
Activity on Lost Time First Reports

■ No Activity Required ■ Claims for Compensation



Activity on Claims for Compensation

■ NOCs ■ MOPs



Percent of Lost Time First Reports Denied
(Initial Indemnity NOCs / Lost Time First Reports)

7%

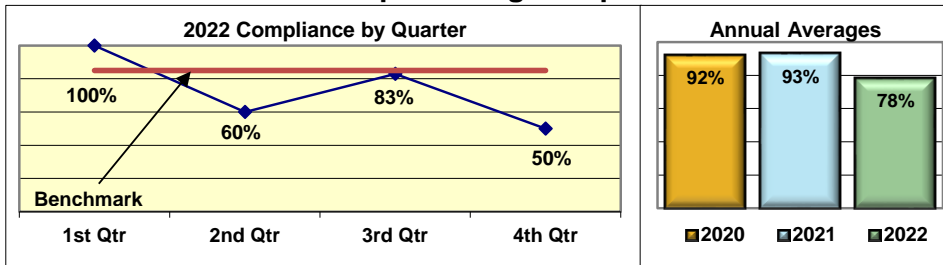
Percent of Claims for Compensation Denied
(Initial Indemnity NOCs / Claims for Compensation)

17%

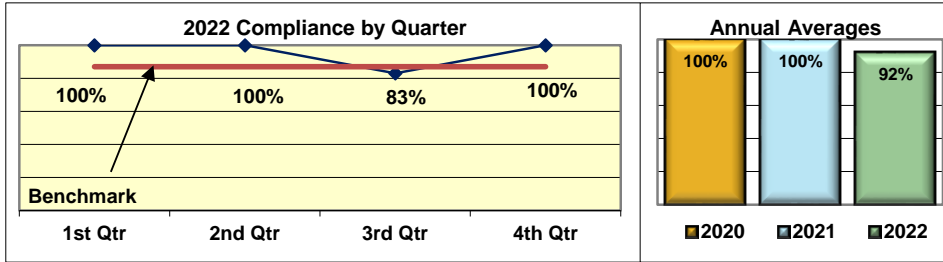
Annual Compliance Report 01/01/2022-12/31/2022

ELECTRIC INSURANCE

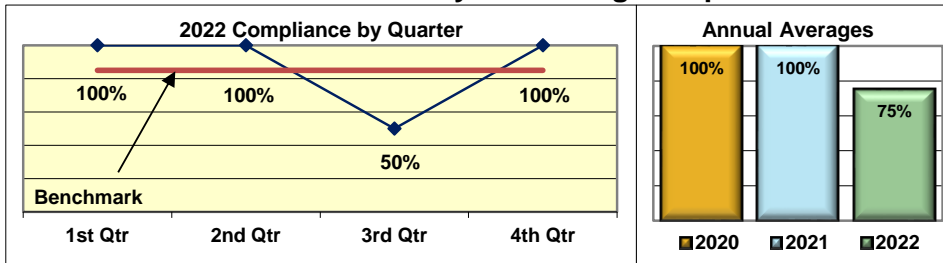
Lost Time First Report Filing Compliance




Initial Indemnity Payment Compliance



Initial Memorandum of Payment Filing Compliance



Initial Notice of Controversy Filing Compliance



Summary

Electric Insurance is an insurer that used a third party to administer claims in 2022 under the following rating company:


Electric Insurance

Electric Insurance used the following third party in 2022:

Sedgwick Claims Management Svcs.

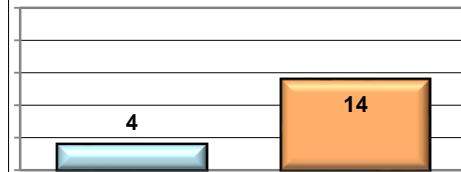
Utilization Analysis

Lost Time First Reports Received



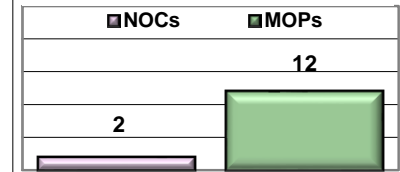
Activity on Lost Time First Reports

■ No Activity Required ■ Claims for Compensation



Activity on Claims for Compensation

■ NOCs ■ MOPs



Percent of Lost Time First Reports Denied
(Initial Indemnity NOCs / Lost Time First Reports)

11%

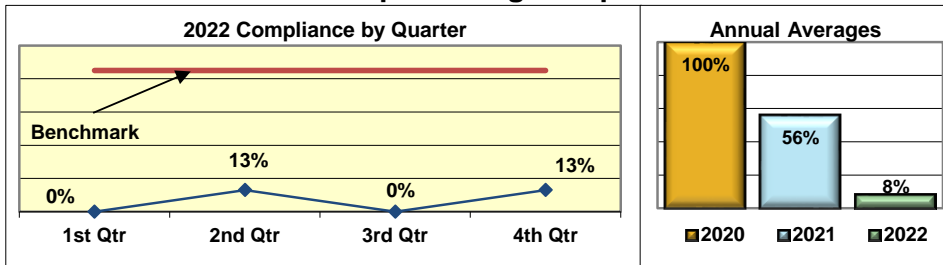
Percent of Claims for Compensation Denied
(Initial Indemnity NOCs / Claims for Compensation)

14%

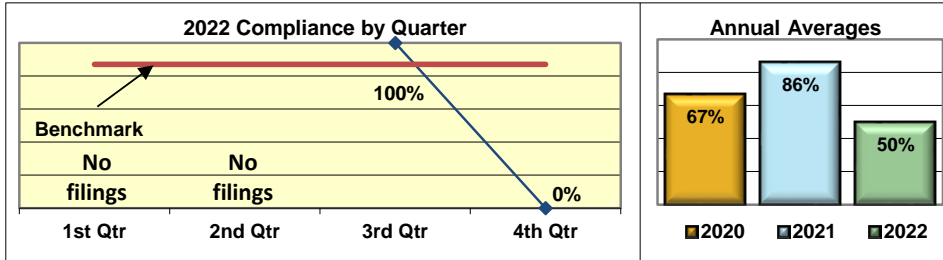
Annual Compliance Report 01/01/2022-12/31/2022

EMPLOYERS HOLDING INSURANCE

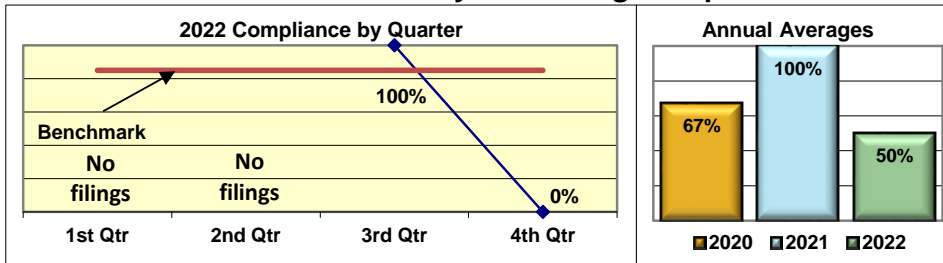
Lost Time First Report Filing Compliance



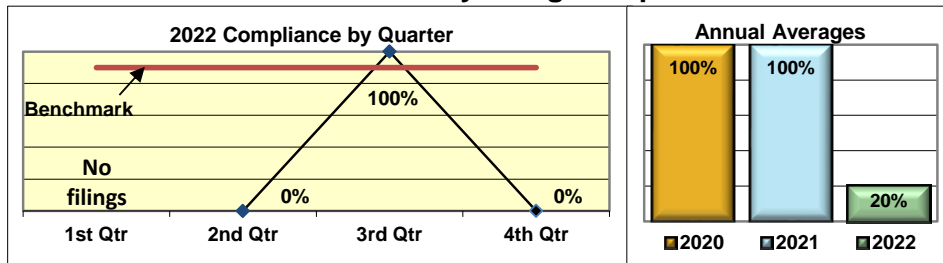
Initial Indemnity Payment Compliance



Initial Memorandum of Payment Filing Compliance



Initial Notice of Controversy Filing Compliance



Summary

Employers Holding Insurance is an insurer that used third parties to administer claims in 2022 under the following rating companies:

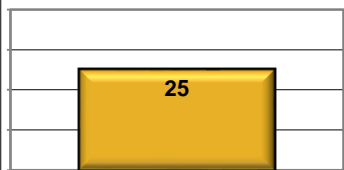
Employers Assurance
Employers Compensation Insurance
Employers Preferred Insurance

Employers Holding Insurance used the following third parties in 2022:

Broadspire Services

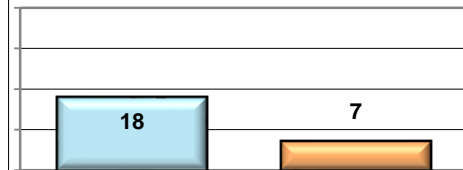
Utilization Analysis

Lost Time First Reports Received



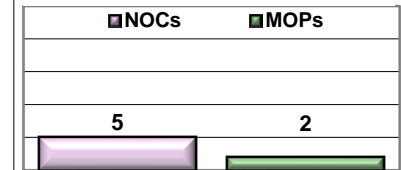
Activity on Lost Time First Reports

■ No Activity Required ■ Claims for Compensation



Activity on Claims for Compensation

■ NOCs ■ MOPs



Percent of Lost Time First Reports Denied
(Initial Indemnity NOCs / Lost Time First Reports)

20%

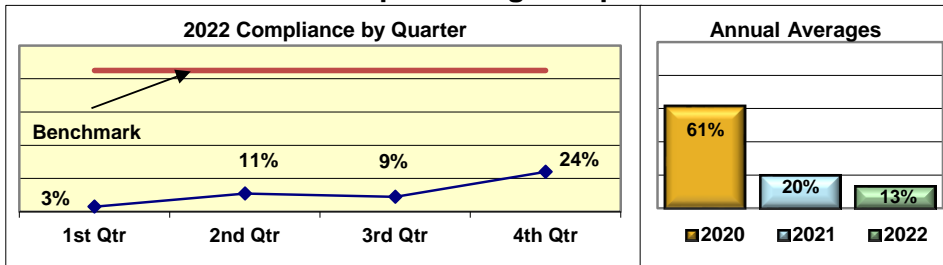
Percent of Claims for Compensation Denied
(Initial Indemnity NOCs / Claims for Compensation)

71%

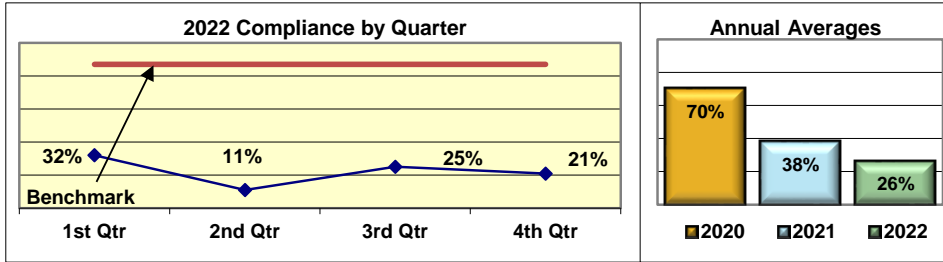
Annual Compliance Report 01/01/2022-12/31/2022

ESIS

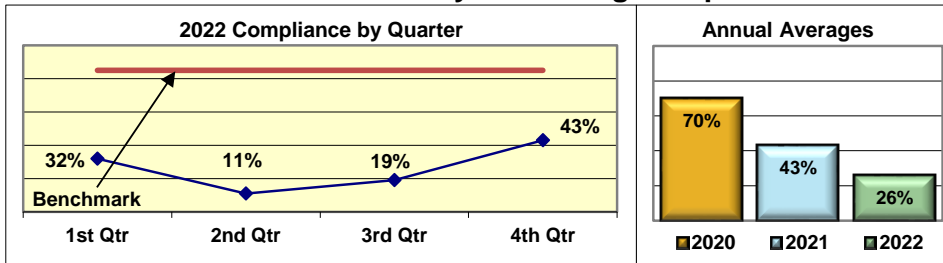
Lost Time First Report Filing Compliance



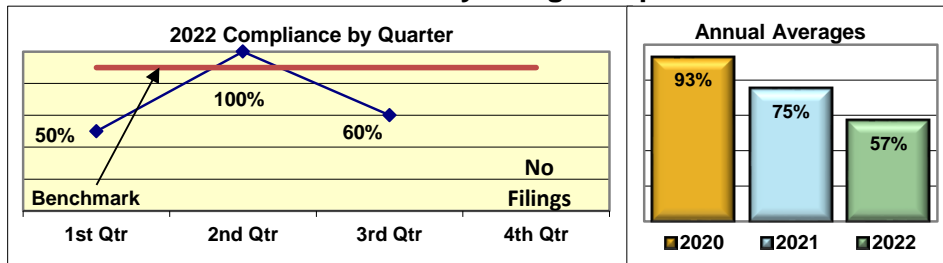
Initial Indemnity Payment Compliance



Initial Memorandum of Payment Filing Compliance



Initial Notice of Controversy Filing Compliance



Summary


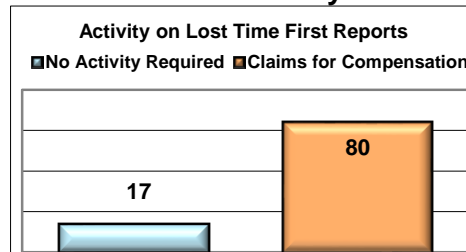

ESIS is a third party administrator that administered claims in 2022 for the following rating companies:

- ACE American Insurance
- AIU Insurance
- American Zurich Insurance
- Arch Insurance
- Federal Insurance
- Indemnity Ins. Co. of No. America
- LM Insurance
- New Hampshire Insurance
- Old Republic Insurance
- Safety National Casualty Corp.
- XL Insurance America Inc.
- Zurich American Insurance

and the following self-insured employer:

- Unifirst Corporation

Utilization Analysis



Percent of Lost Time First Reports Denied
(Initial Indemnity NOCs / Lost Time First Reports)

7%

Percent of Claims for Compensation Denied
(Initial Indemnity NOCs / Claims for Compensation)

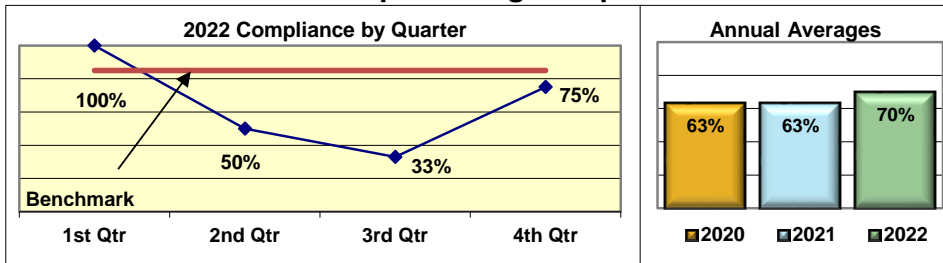
9%

Annual Compliance Report

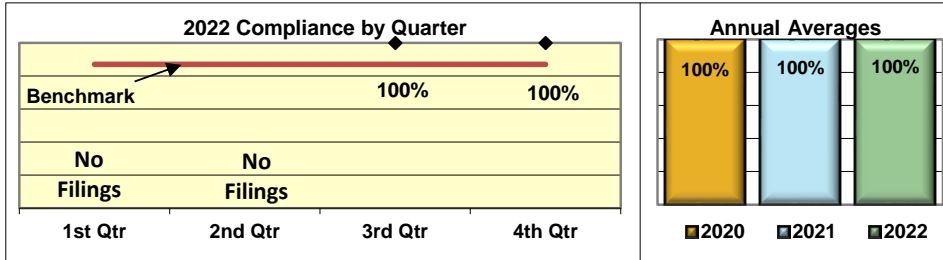
01/01/2022-12/31/2022

EVEREST REINS HOLDINGS


Lost Time First Report Filing Compliance




Initial Indemnity Payment Compliance



Initial Memorandum of Payment Filing Compliance



Initial Notice of Controversy Filing Compliance



Summary

Everest Reins Holdings is an insurer that used third parties to administer claims in 2022 under the following rating companies:

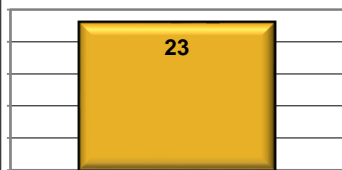
Everest National Insurance
Everest Premier Insurance

Everest Reins Holdings used the following third parties:

Gallagher Bassett Services
Sedgwick Claims Management Svcs.


Utilization Analysis

Lost Time First Reports Received



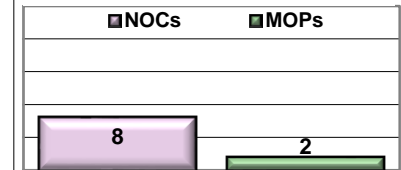
Activity on Lost Time First Reports

■ No Activity Required ■ Claims for Compensation



Activity on Claims for Compensation

■ NOCs ■ MOPs



Percent of Lost Time First Reports Denied
(Initial Indemnity NOCs / Lost Time First Reports)

35%

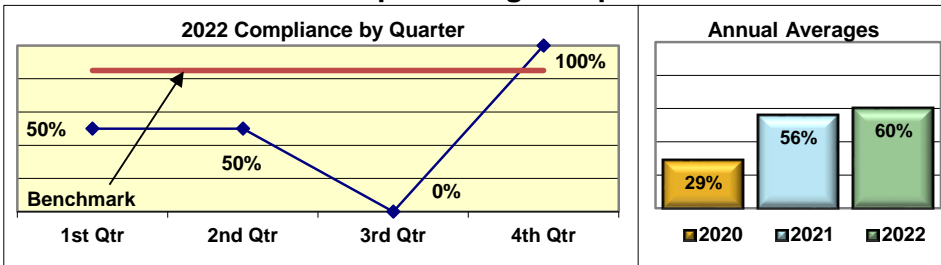
Percent of Claims for Compensation Denied
(Initial Indemnity NOCs / Claims for Compensation)

80%

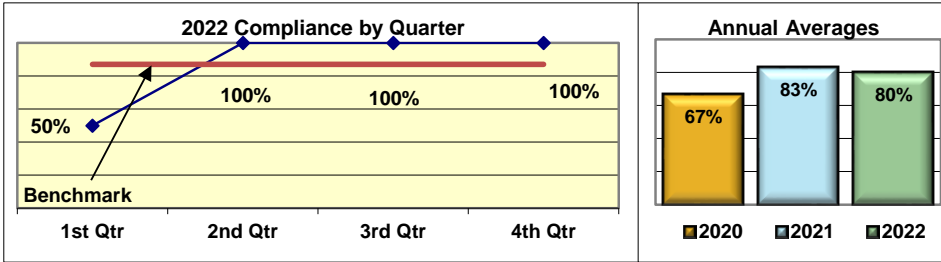
Annual Compliance Report 01/01/2022-12/31/2022

FEDERATED MUTUAL INSURANCE

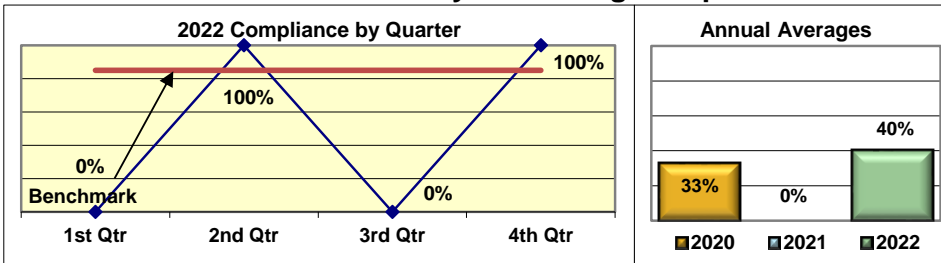
Lost Time First Report Filing Compliance




Initial Indemnity Payment Compliance



Initial Memorandum of Payment Filing Compliance



Initial Notice of Controversy Filing Compliance




Summary

Federated Mutual Insurance is an insurer that administered its own claims in 2022 under the following rating companies:

Federated Mutual Insurance

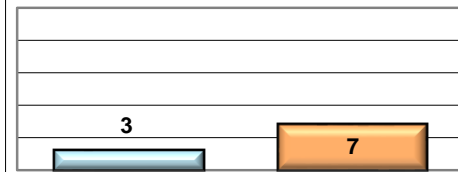
Utilization Analysis

Lost Time First Reports Received



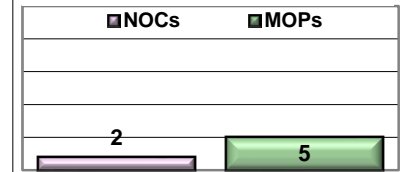
Activity on Lost Time First Reports

■ No Activity Required ■ Claims for Compensation



Activity on Claims for Compensation

■ NOCs ■ MOPs



Percent of Lost Time First Reports Denied
(Initial Indemnity NOCs / Lost Time First Reports)

20%

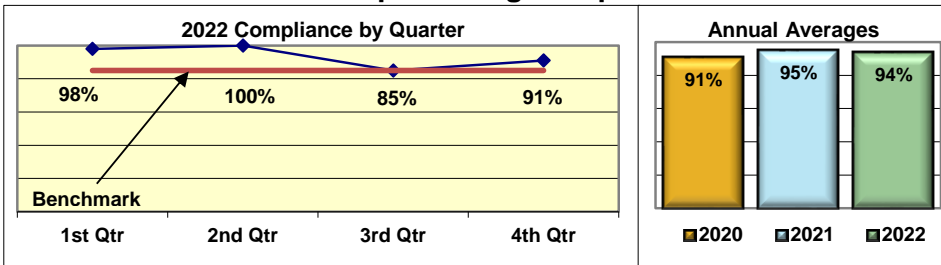
Percent of Claims for Compensation Denied
(Initial Indemnity NOCs / Claims for Compensation)

29%

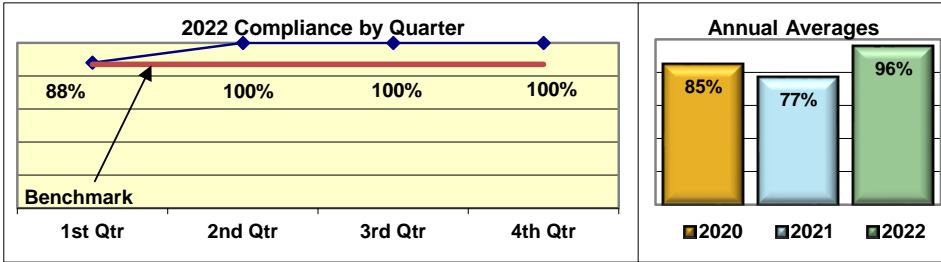
Annual Compliance Report 01/01/2022-12/31/2022

FUTURECOMP

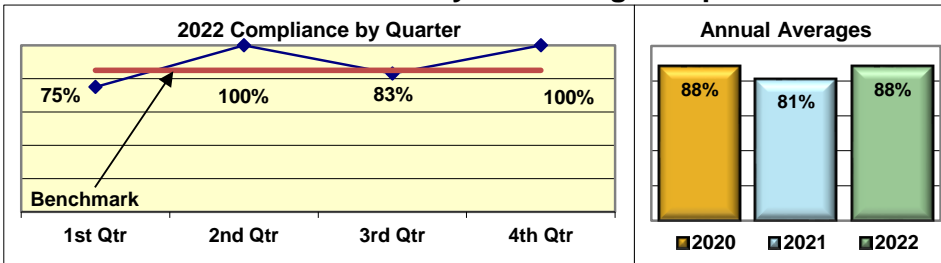
Lost Time First Report Filing Compliance




Initial Indemnity Payment Compliance



Initial Memorandum of Payment Filing Compliance



Initial Notice of Controversy Filing Compliance




Summary

FutureComp is a third party administrator that administered claims in 2022 for the following self-insured employers:

Central Maine Healthcare Corp.
Maine Merchants WC Trust Fund

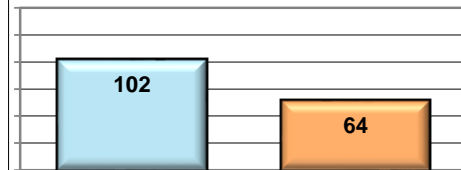
Utilization Analysis

Lost Time First Reports Received



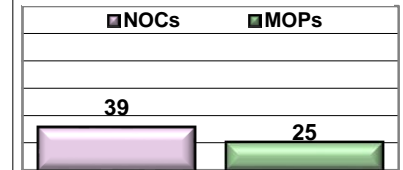
Activity on Lost Time First Reports

■ No Activity Required ■ Claims for Compensation



Activity on Claims for Compensation

■ NOCs ■ MOPs



Percent of Lost Time First Reports Denied
(Initial Indemnity NOCs / Lost Time First Reports)

23%

Percent of Claims for Compensation Denied
(Initial Indemnity NOCs / Claims for Compensation)

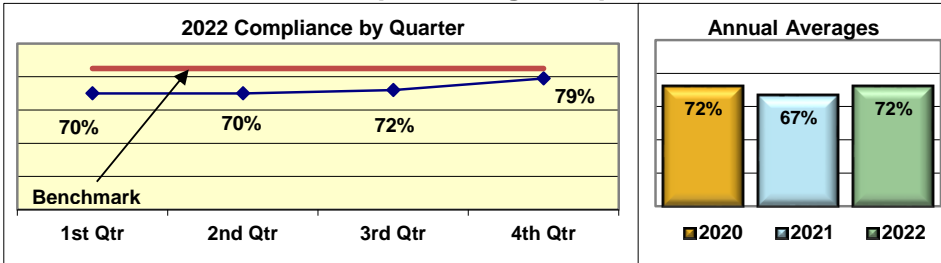
61%

Annual Compliance Report

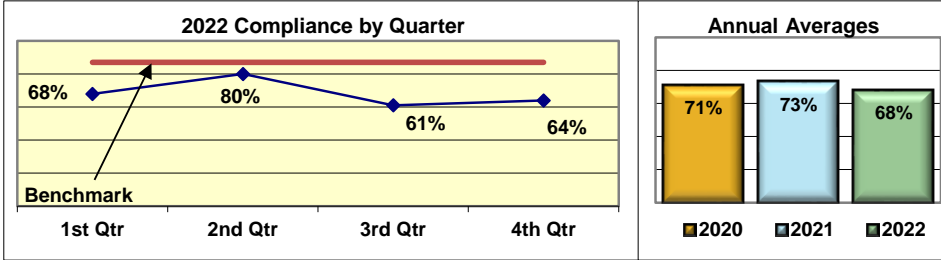
01/01/2022-12/31/2022

GALLAGHER BASSETT SERVICES

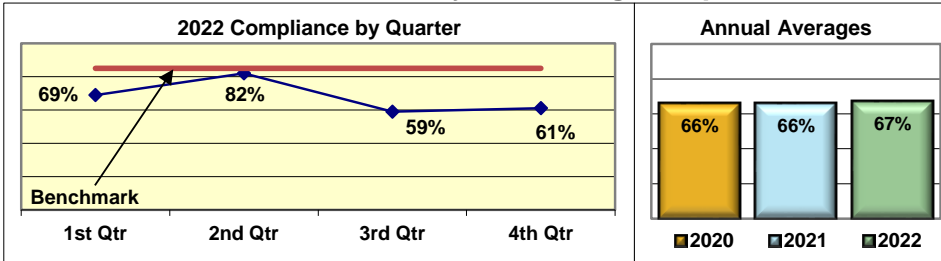
Lost Time First Report Filing Compliance



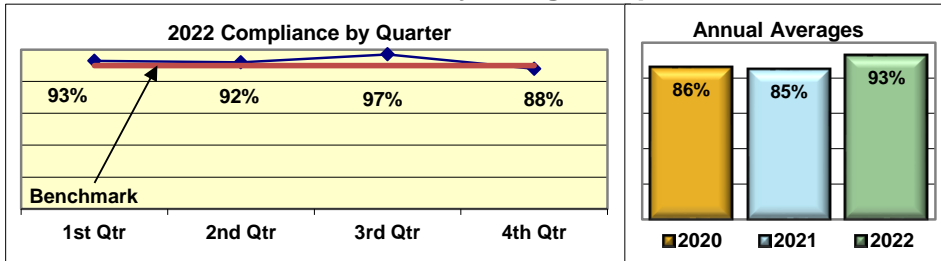
Initial Indemnity Payment Compliance



Initial Memorandum of Payment Filing Compliance



Initial Notice of Controversy Filing Compliance



Summary

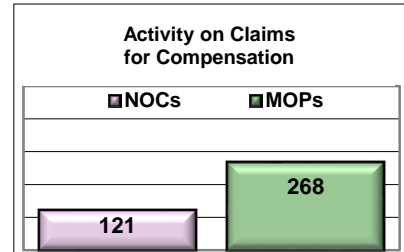
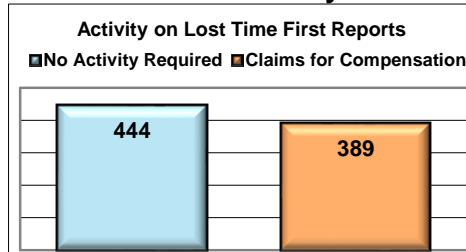
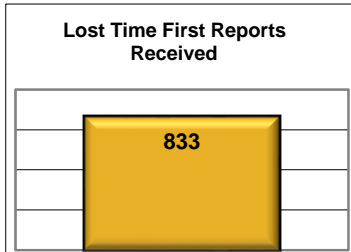
Gallagher Bassett Services is a third party administrator that administered claims in 2022 for the following rating companies:

- Accident Fund General Insurance
- Accident Fund Ins. Co. of America
- ACE American Insurance
- AIU Insurance
- American Casualty Co. of Reading PA
- American Insurance
- American Zurich Insurance
- Arch Indemnity Insurance
- Arch Insurance
- Carolina Casualty Insurance
- Chubb Indemnity Insurance
- Chubb National Insurance
- Everest National Insurance
- Federal Insurance
- Granite State Insurance
- Great Northern Insurance
- Imperium Insurance
- Indemnity Ins. Co. of No. America
- Insurance Co. of the State of PA
- LM Insurance
- Manufacturers Alliance Insurance
- National Specialty Insurance
- National Union Fire Ins. Co. of Pitts.
- New Hampshire Insurance
- Old Republic Insurance
- Pacific Indemnity
- Pennsylvania Mfg. Assn. Insurance
- Pennsylvania Mfg. Indemnity
- Praetorian Insurance
- Safety National Casualty Corp.
- Sompo America Fire & Marine Ins.
- Sompo America Insurance
- Starr Indemnity & Liability
- Starr Specialty Insurance
- Stonington Insurance
- Twin City Fire Insurance
- XL Specialty Insurance
- Zurich American Insurance

and the following self-insured employers:

- Columbia Forest Products Inc.
- Maine Automobile Dealers WC Trust

Utilization Analysis



Percent of Lost Time First Reports Denied
(Initial Indemnity NOCs / Lost Time First Reports)

15%

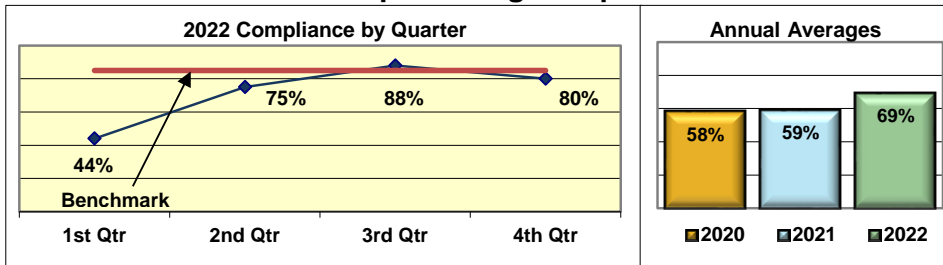
Percent of Claims for Compensation Denied
(Initial Indemnity NOCs / Claims for Compensation)

31%

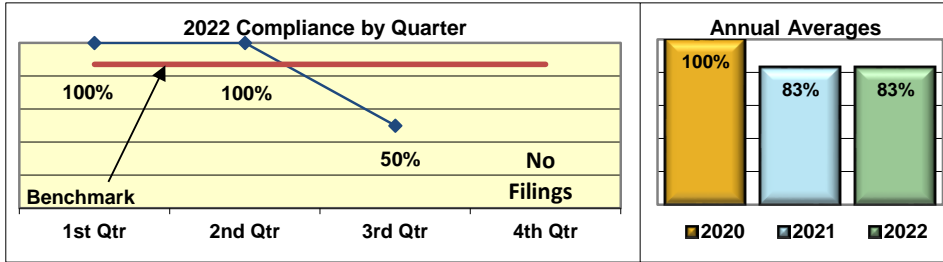
Annual Compliance Report 01/01/2022-12/31/2022

GUARD INSURANCE

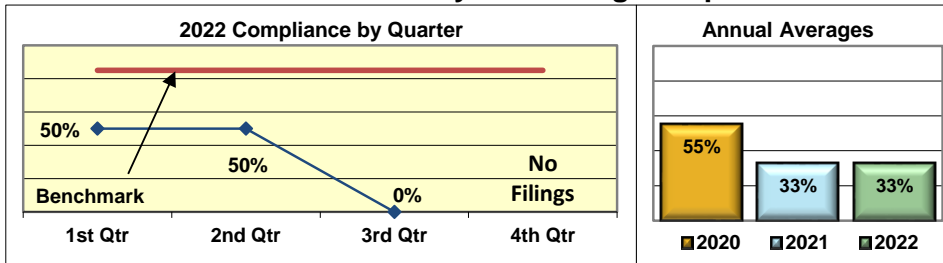
Lost Time First Report Filing Compliance



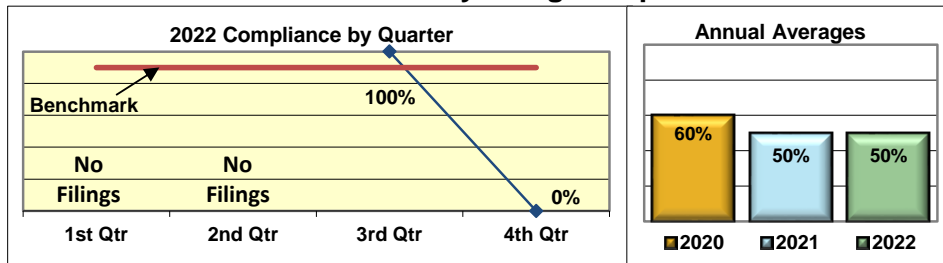
Initial Indemnity Payment Compliance



Initial Memorandum of Payment Filing Compliance



Initial Notice of Controversy Filing Compliance




Summary

Guard Insurance is an insurer that administered its own claims and used a third party administrator in 2022 under the following rating companies:

Amguard Insurance
Eastguard Insurance
Norguard Insurance

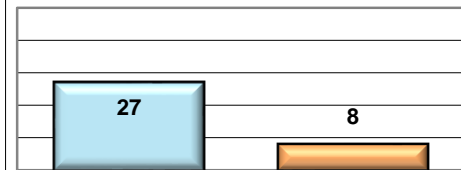
Utilization Analysis

Lost Time First Reports Received



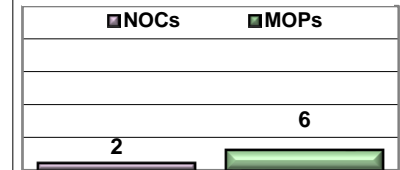
Activity on Lost Time First Reports

■ No Activity Required ■ Claims for Compensation



Activity on Claims for Compensation

■ NOCs ■ MOPs



Percent of Lost Time First Reports Denied
(Initial Indemnity NOCs / Lost Time First Reports)

6%

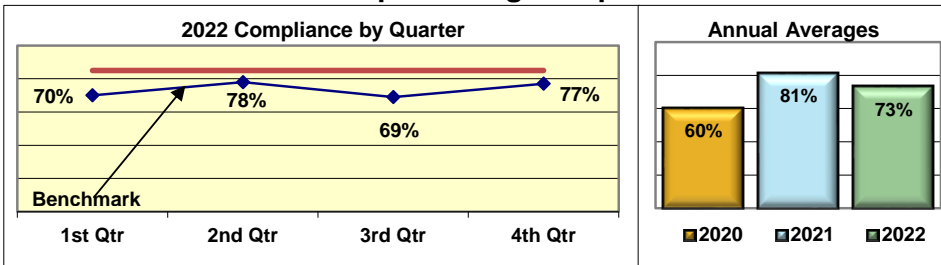
Percent of Claims for Compensation Denied
(Initial Indemnity NOCs / Claims for Compensation)

25%

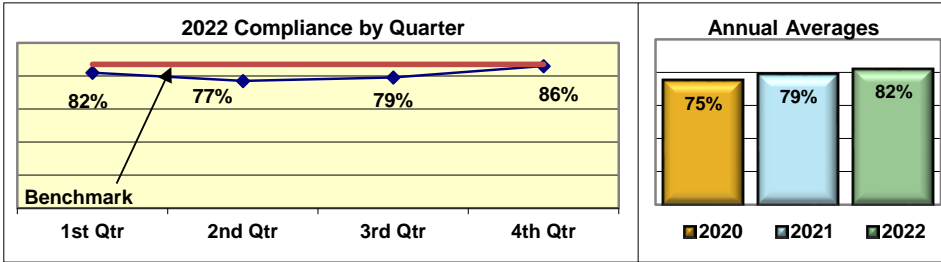
Annual Compliance Report 01/01/2022-12/31/2022

HANNAFORD BROTHERS

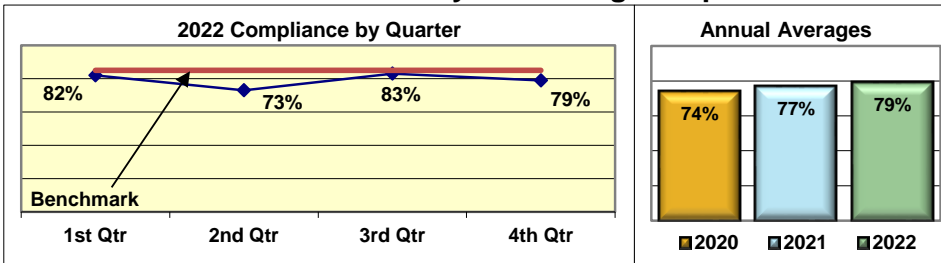
Lost Time First Report Filing Compliance



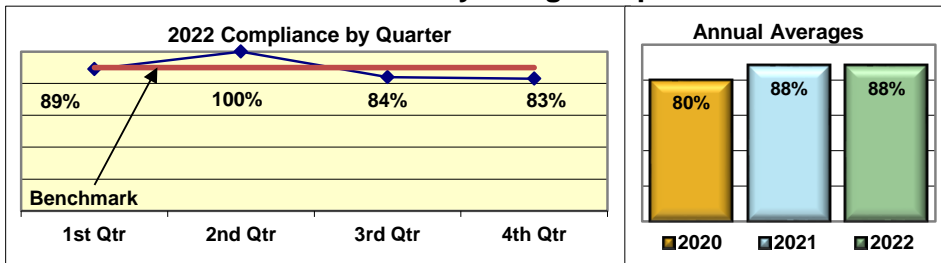
Initial Indemnity Payment Compliance



Initial Memorandum of Payment Filing Compliance



Initial Notice of Controversy Filing Compliance




Summary

Hannaford Brothers is a self-insured employer that administered its own claims in 2022 under the following names:

Delhaize America LLC
Hannaford Brothers

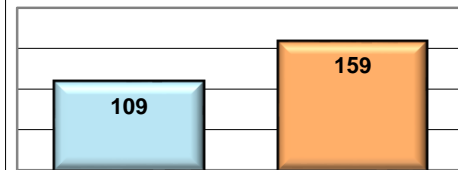
Utilization Analysis

Lost Time First Reports Received




Activity on Lost Time First Reports

■ No Activity Required ■ Claims for Compensation



Activity on Claims for Compensation



Percent of Lost Time First Reports Denied
(Initial Indemnity NOCs / Lost Time First Reports)

16%

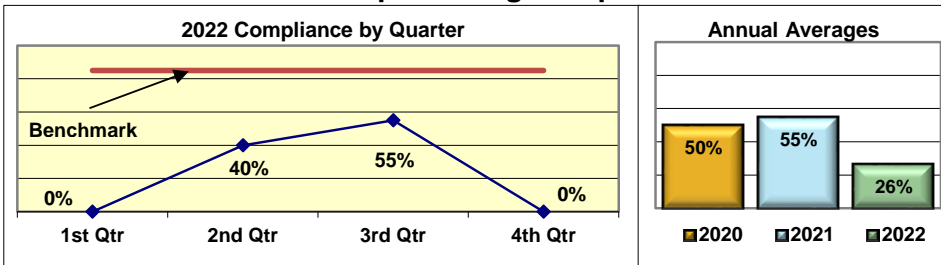
Percent of Claims for Compensation Denied
(Initial Indemnity NOCs / Claims for Compensation)

27%

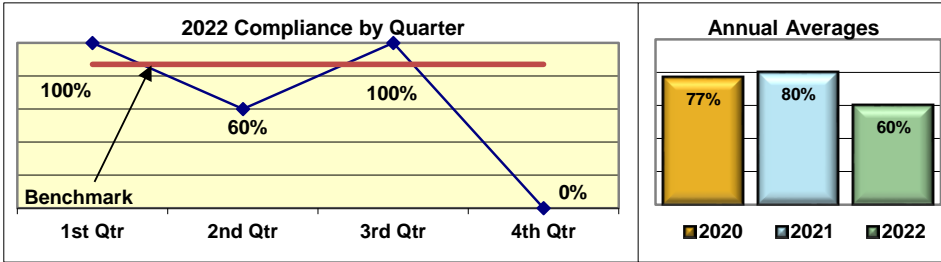
Annual Compliance Report 01/01/2022-12/31/2022

HANOVER INSURANCE

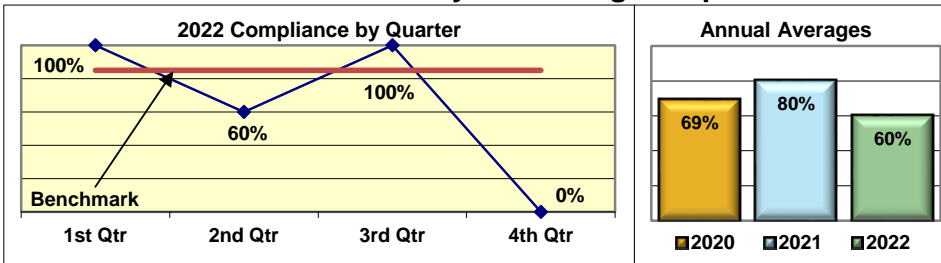
Lost Time First Report Filing Compliance



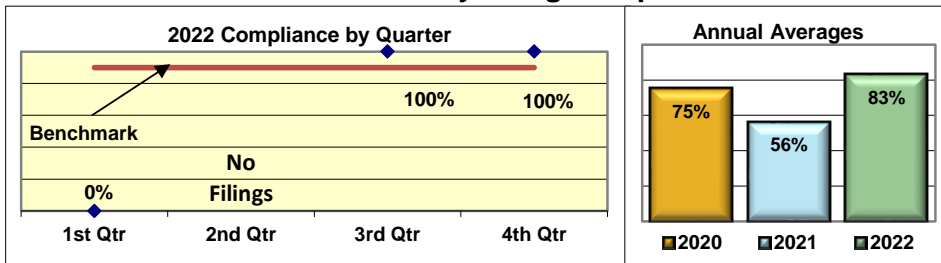
Initial Indemnity Payment Compliance



Initial Memorandum of Payment Filing Compliance



Initial Notice of Controversy Filing Compliance



Summary

Hanover Insurance is an insurer that administered its own claims in 2022 under the following rating companies:

- Allmerica Financial Benefit Insurance
- Citizens Insurance Co. of America
- Hanover American Insurance
- Hanover Insurance
- Massachusetts Bay Insurance

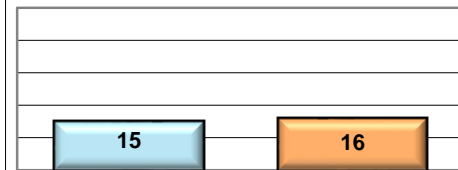
Utilization Analysis

Lost Time First Reports Received



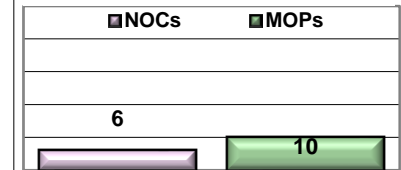
Activity on Lost Time First Reports

■ No Activity Required ■ Claims for Compensation



Activity on Claims for Compensation

■ NOCs ■ MOPs



Percent of Lost Time First Reports Denied
(Initial Indemnity NOCs / Lost Time First Reports)

19%

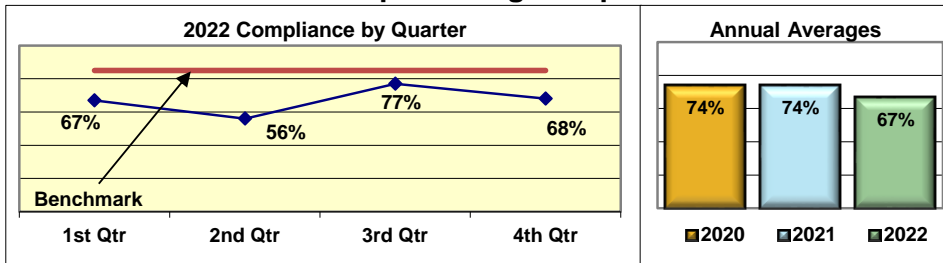
Percent of Claims for Compensation Denied
(Initial Indemnity NOCs / Claims for Compensation)

38%

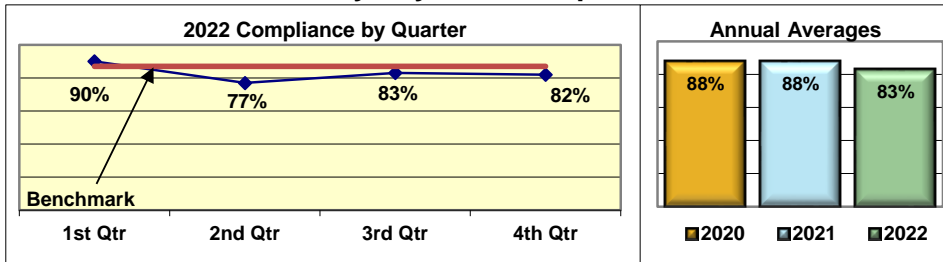
Annual Compliance Report 01/01/2022-12/31/2022

HARTFORD INSURANCE

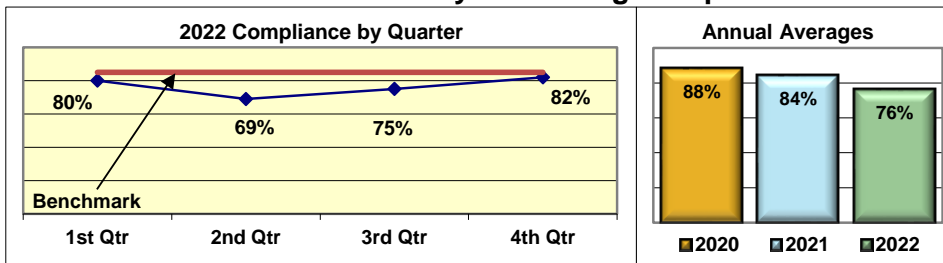
Lost Time First Report Filing Compliance



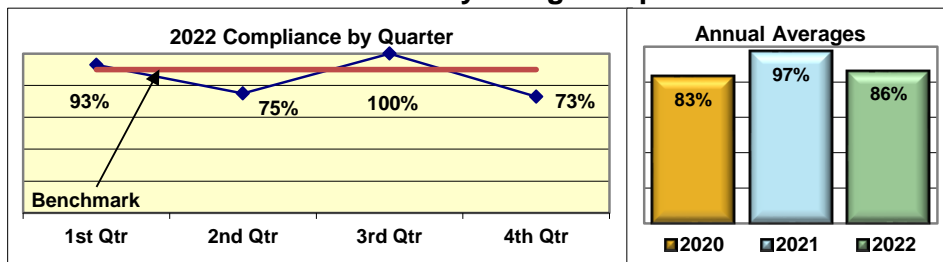
Initial Indemnity Payment Compliance



Initial Memorandum of Payment Filing Compliance



Initial Notice of Controversy Filing Compliance



Summary

Hartford Insurance is an insurer that administered its own claims and used third parties to administer claims in 2022 under the following rating companies:

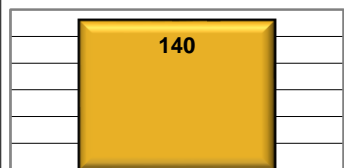
Hartford Accident & Indemnity Hartford Casualty Insurance
Hartford Fire Insurance
Hartford Ins. Co. of the Midwest
Hartford Underwriters Insurance Prop. & Cas. Ins. Co. of Hartford Sentinel Insurance
Trumbull Insurance
Twin City Fire Insurance

Hartford Insurance used the following third parties in 2022:

Broadspire Services
Cannon Cochran Management Svcs.
CorVel Enterprise Comp.
Gallagher Bassett Services Helmsman Management Services Sedgwick Claims Management Svcs.

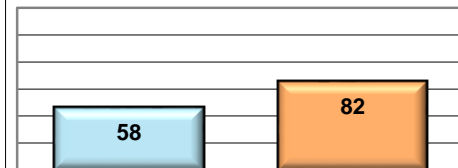
Utilization Analysis

Lost Time First Reports Received



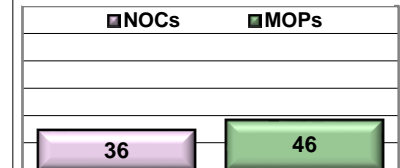
Activity on Lost Time First Reports

■ No Activity Required ■ Claims for Compensation



Activity on Claims for Compensation

■ NOCs ■ MOPs



Percent of Lost Time First Reports Denied
(Initial Indemnity NOCs / Lost Time First Reports)

26%

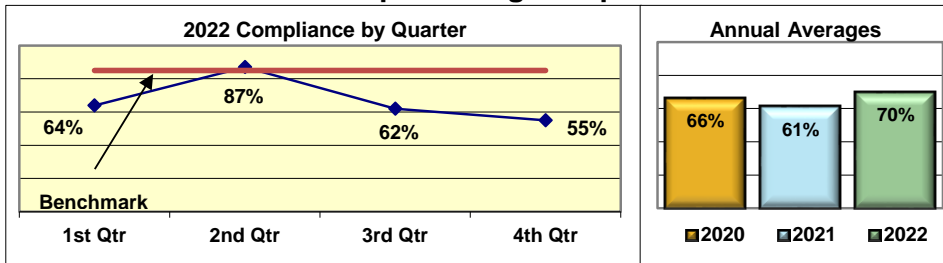
Percent of Claims for Compensation Denied
(Initial Indemnity NOCs / Claims for Compensation)

44%

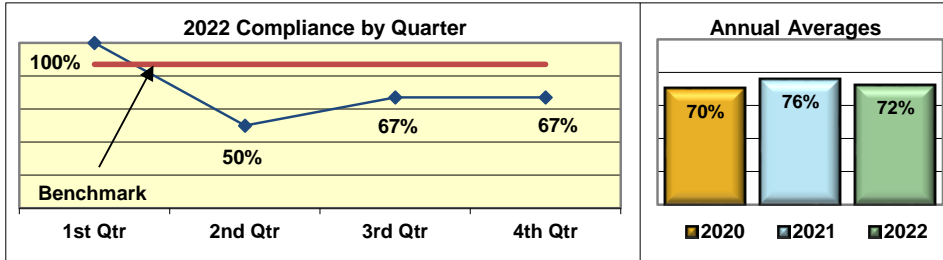
Annual Compliance Report 01/01/2022-12/31/2022

HELMSMAN MANAGEMENT SERVICES

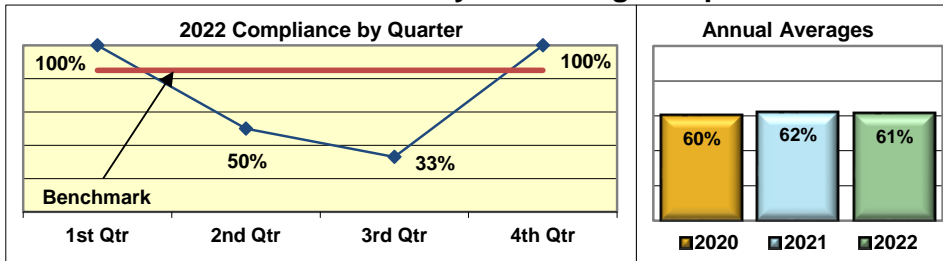
Lost Time First Report Filing Compliance



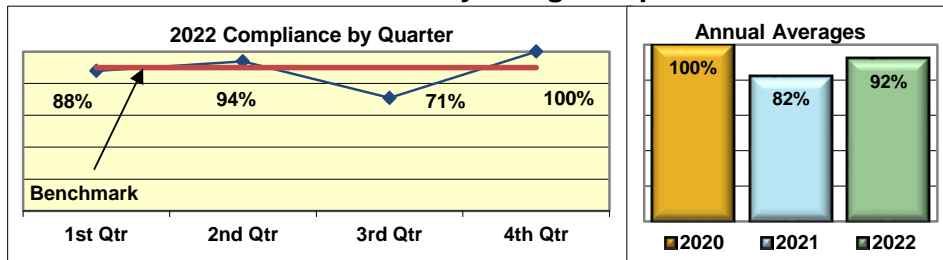
Initial Indemnity Payment Compliance



Initial Memorandum of Payment Filing Compliance



Initial Notice of Controversy Filing Compliance



Summary

Helmsman Management Services is a third party administrator that administered claims in 2022 for the following rating companies:


- AIU Insurance
- Arch Insurance Company
- Hartford Underwriters Insurance
- Indemnity Ins. Co. of No. America
- New Hampshire Insurance
- Old Republic Insurance

and for the following self-insured company:

- Home Depot USA Inc.

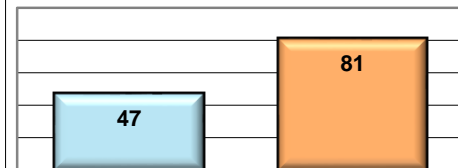
Utilization Analysis

Lost Time First Reports Received



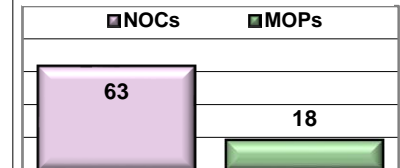
Activity on Lost Time First Reports

■ No Activity Required ■ Claims for Compensation



Activity on Claims for Compensation

■ NOCs ■ MOPs



Percent of Lost Time First Reports Denied
(Initial Indemnity NOCs / Lost Time First Reports)

49%

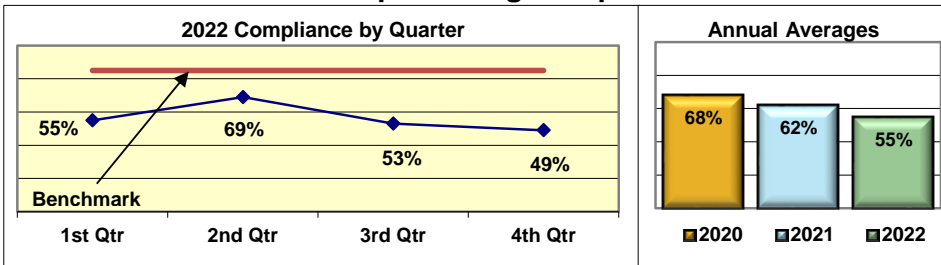
Percent of Claims for Compensation Denied
(Initial Indemnity NOCs / Claims for Compensation)

78%

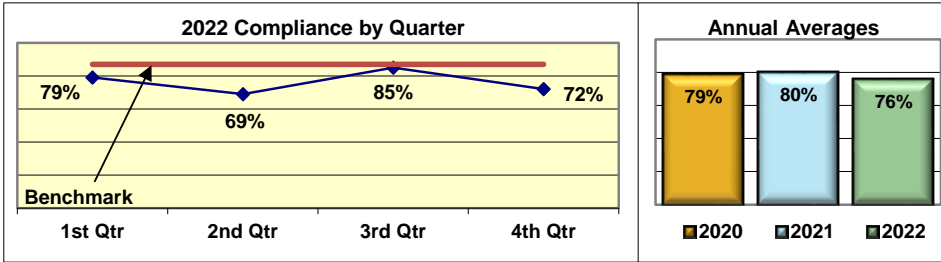
Annual Compliance Report 01/01/2022-12/31/2022

LIBERTY MUTUAL INSURANCE

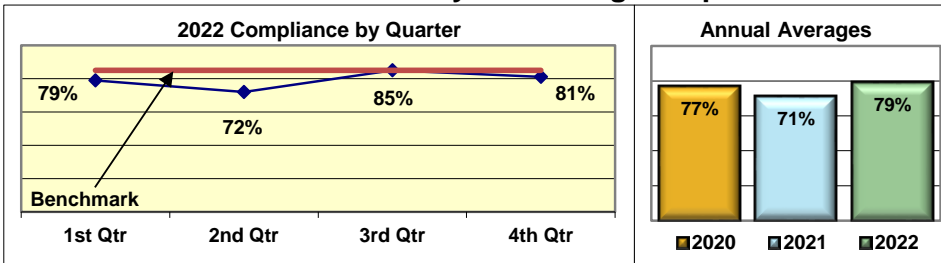
Lost Time First Report Filing Compliance



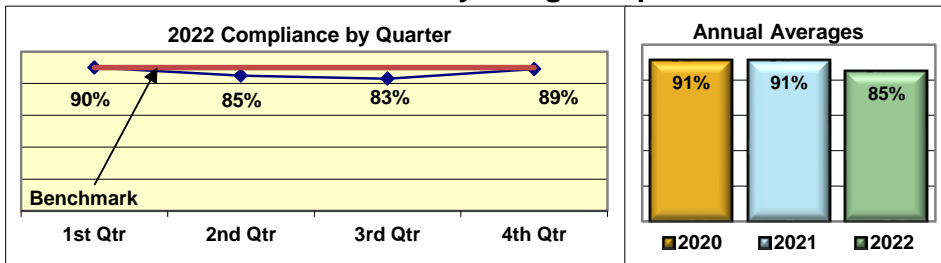
Initial Indemnity Payment Compliance



Initial Memorandum of Payment Filing Compliance



Initial Notice of Controversy Filing Compliance




Summary

Liberty Mutual Insurance is an insurer that administered its own claims in 2022 under the following rating companies:

- American Fire & Casualty Insurance
- Employers Insurance Co. of Wausau
- First Liberty Insurance
- Liberty Insurance
- Liberty Mutual Fire Insurance
- LM Insurance
- Ohio Security Insurance
- The Ohio Casualty Insurance
- West American Insurance Company

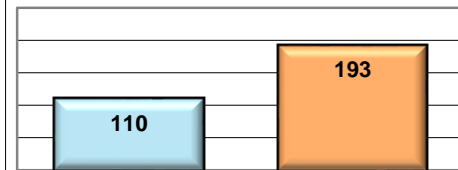
Utilization Analysis

Lost Time First Reports Received



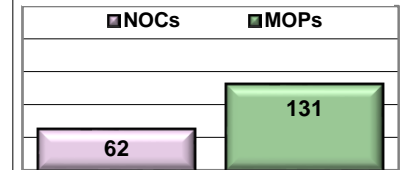
Activity on Lost Time First Reports

■ No Activity Required ■ Claims for Compensation



Activity on Claims for Compensation

■ NOCs ■ MOPs



Percent of Lost Time First Reports Denied
(Initial Indemnity NOCs / Lost Time First Reports)

20%

Percent of Claims for Compensation Denied
(Initial Indemnity NOCs / Claims for Compensation)

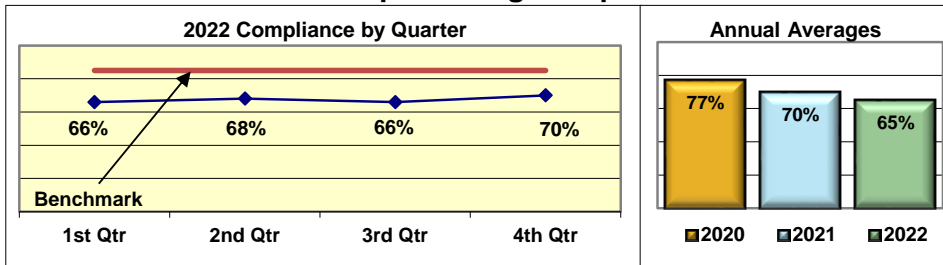
32%

Annual Compliance Report

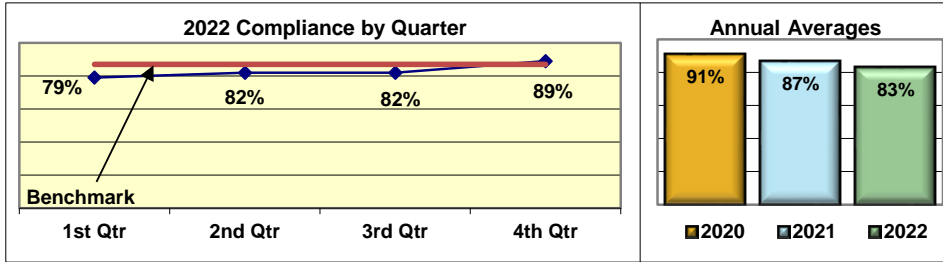
01/01/2022-12/31/2022

MAINE EMPLOYERS' MUTUAL INSURANCE

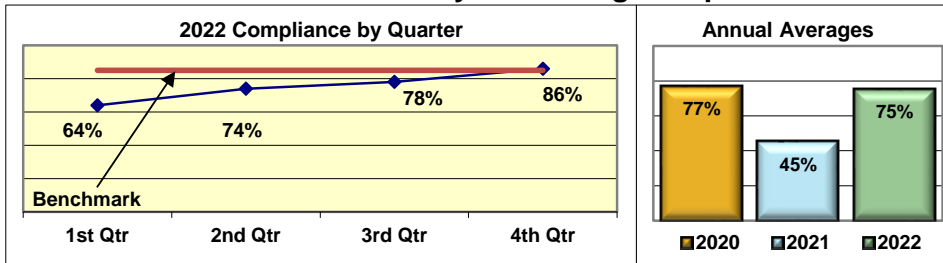
Lost Time First Report Filing Compliance



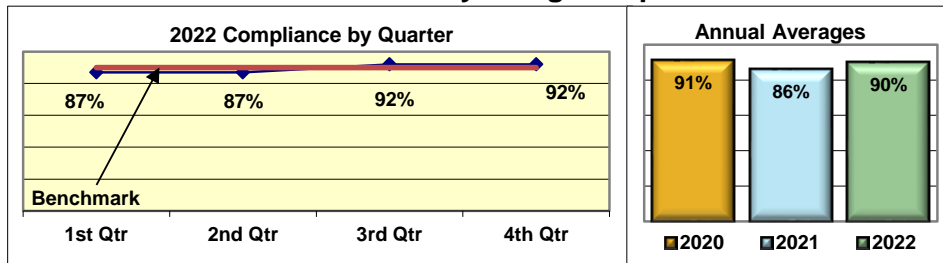
Initial Indemnity Payment Compliance



Initial Memorandum of Payment Filing Compliance



Initial Notice of Controversy Filing Compliance



Summary

Maine Employers' Mutual Insurance is an insurer that administered its own claims and used a third party administrator in 2022 under the following rating companies:

Maine Employers' Mutual Insurance
MEMIC Casualty Company
MEMIC Indemnity Company

Maine Employers Mutual Insurance used the following third party in 2022:

Corvel Enterprise Comp.

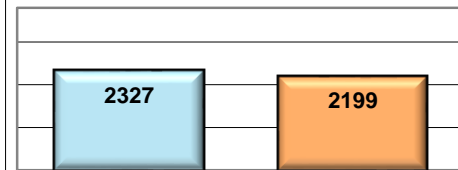
Utilization Analysis

Lost Time First Reports Received



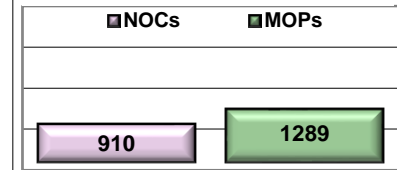
Activity on Lost Time First Reports

■ No Activity Required ■ Claims for Compensation



Activity on Claims for Compensation

■ NOCs ■ MOPs



Percent of Lost Time First Reports Denied
(Initial Indemnity NOCs / Lost Time First Reports)

20%

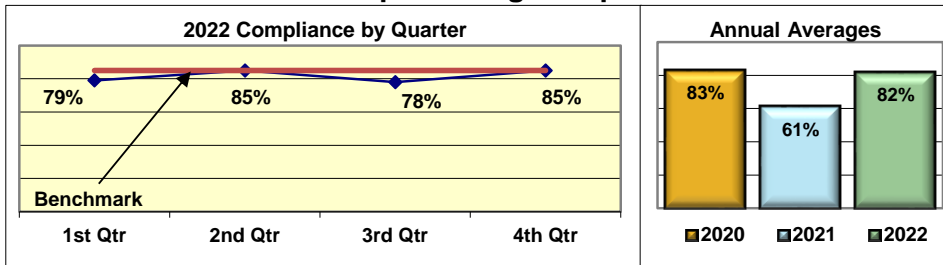
Percent of Claims for Compensation Denied
(Initial Indemnity NOCs / Claims for Compensation)

41%

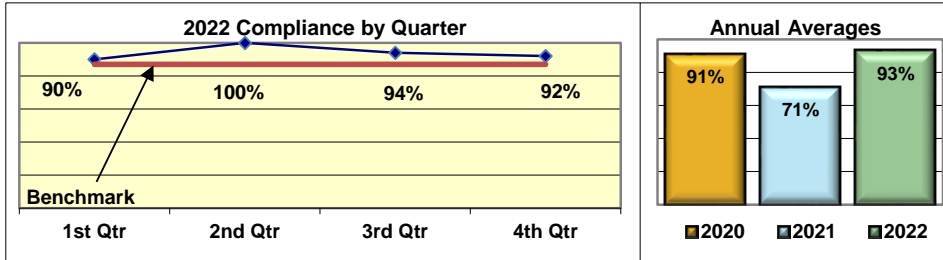
Annual Compliance Report 01/01/2022-12/31/2022

MAINE HEALTHCARE ASSOCIATION

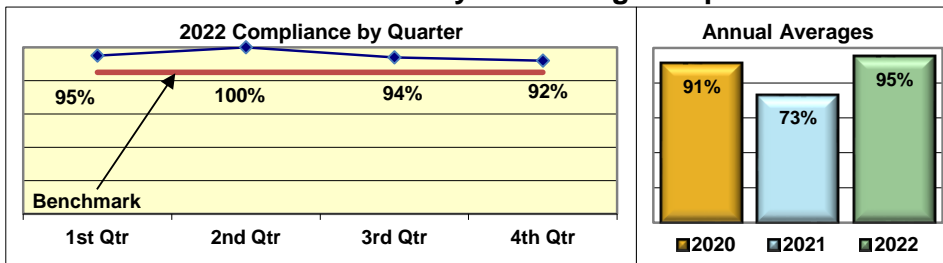
Lost Time First Report Filing Compliance



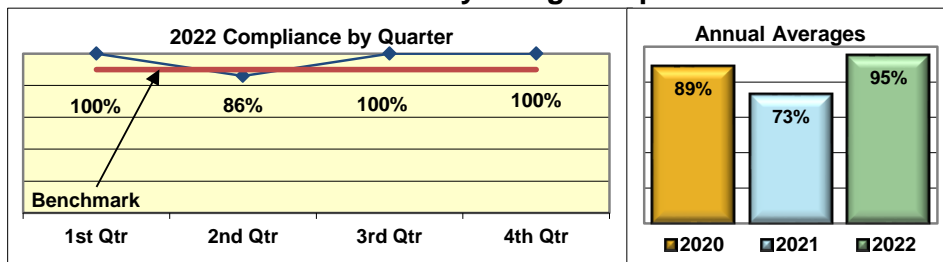
Initial Indemnity Payment Compliance



Initial Memorandum of Payment Filing Compliance



Initial Notice of Controversy Filing Compliance




Summary

Maine Healthcare Association is a trust of self-insured employers that administered claims in 2022 under the following name:

MHCA Workers' Comp. Fund

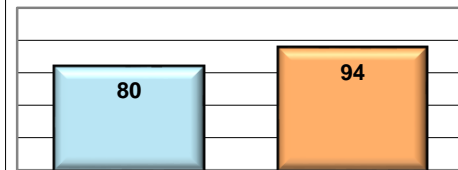
Utilization Analysis

Lost Time First Reports Received



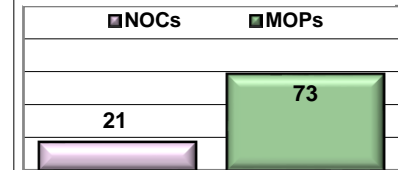
Activity on Lost Time First Reports

■ No Activity Required ■ Claims for Compensation



Activity on Claims for Compensation

■ NOCs ■ MOPs



Percent of Lost Time First Reports Denied
(Initial Indemnity NOCs / Lost Time First Reports)

12%

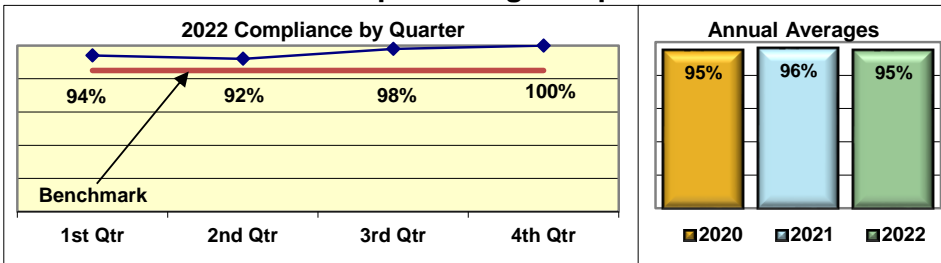
Percent of Claims for Compensation Denied
(Initial Indemnity NOCs / Claims for Compensation)

22%

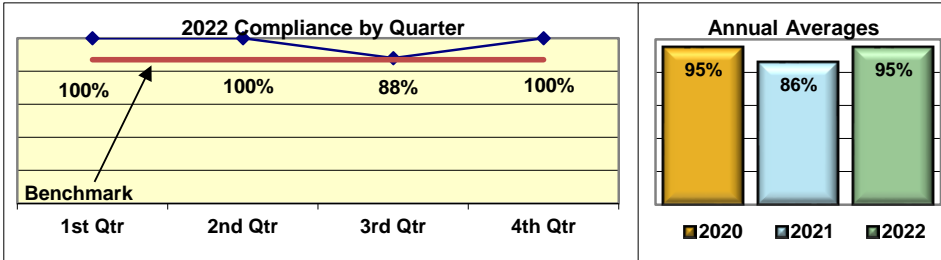
Annual Compliance Report 01/01/2022-12/31/2022

MAINE MOTOR TRANSPORT ASSOCIATION

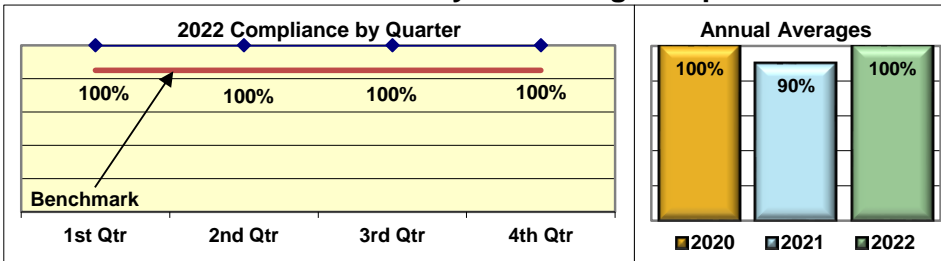
Lost Time First Report Filing Compliance



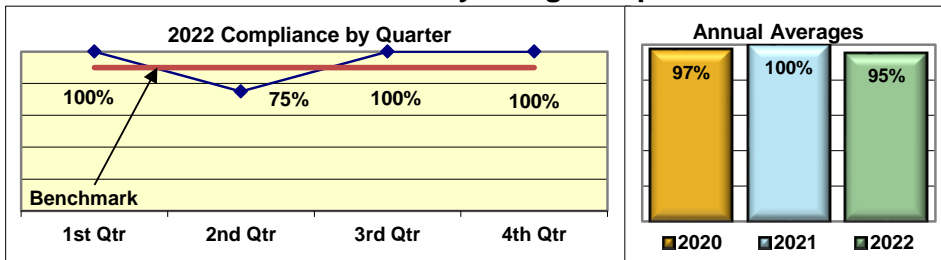
Initial Indemnity Payment Compliance



Initial Memorandum of Payment Filing Compliance



Initial Notice of Controversy Filing Compliance



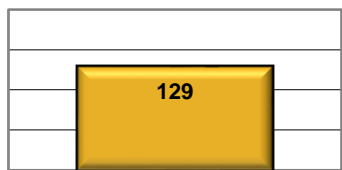
Summary

Maine Motor Transport Association is a trust of self-insured employers that administered claims in 2022 under the following name:

Maine Motor Transport W.C. Trust

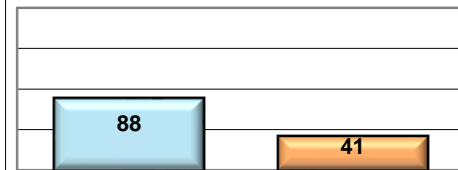
Utilization Analysis

Lost Time First Reports Received



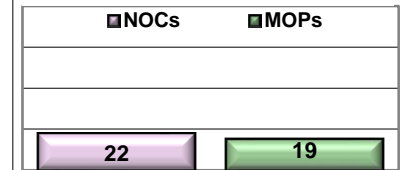
Activity on Lost Time First Reports

■ No Activity Required ■ Claims for Compensation



Activity on Claims for Compensation

■ NOCs ■ MOPs



Percent of Lost Time First Reports Denied
(Initial Indemnity NOCs / Lost Time First Reports)

17%

Percent of Claims for Compensation Denied
(Initial Indemnity NOCs / Claims for Compensation)

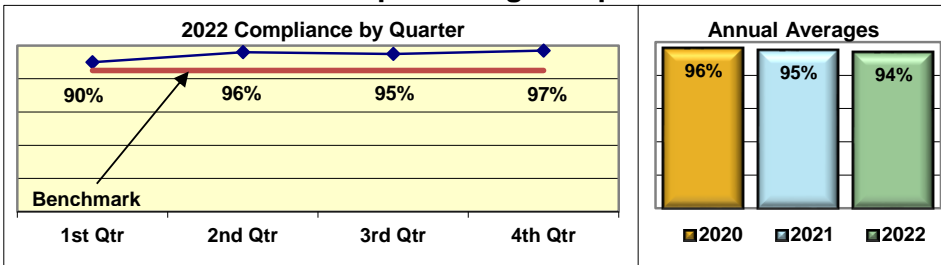
54%

Annual Compliance Report

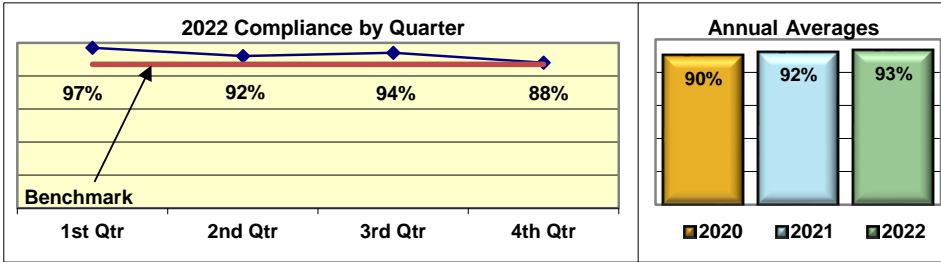
01/01/2022-12/31/2022

MAINE MUNICIPAL ASSOCIATION

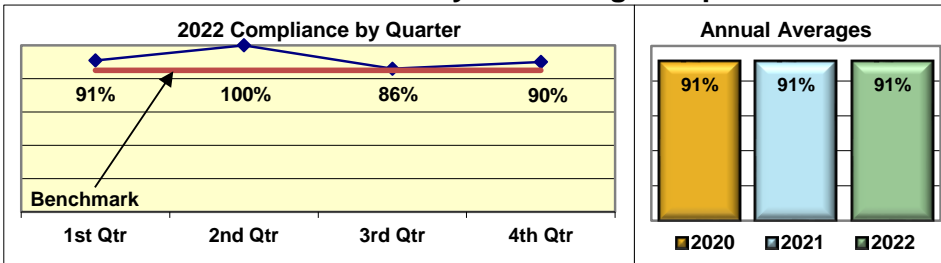
Lost Time First Report Filing Compliance



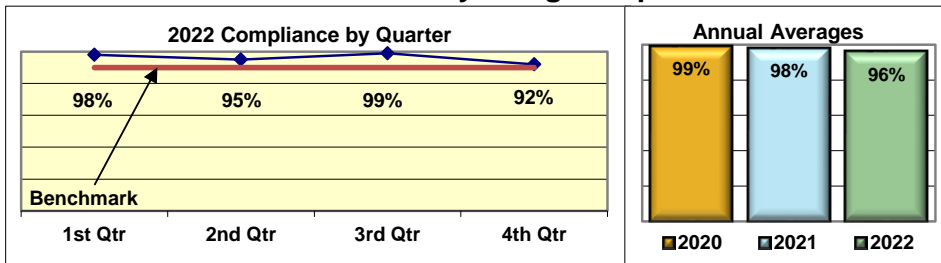
Initial Indemnity Payment Compliance



Initial Memorandum of Payment Filing Compliance



Initial Notice of Controversy Filing Compliance




Summary

Maine Municipal Association is a trust of self-insured employers that administered claims in 2022 under the following names:

- City of Bangor
- City of Portland
- Maine Municipal Association


Utilization Analysis

Lost Time First Reports Received



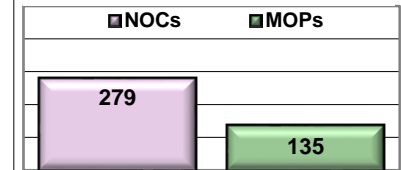
Activity on Lost Time First Reports

■ No Activity Required ■ Claims for Compensation



Activity on Claims for Compensation

■ NOCs ■ MOPs



Percent of Lost Time First Reports Denied
(Initial Indemnity NOCs / Lost Time First Reports)

34%

Percent of Claims for Compensation Denied
(Initial Indemnity NOCs / Claims for Compensation)

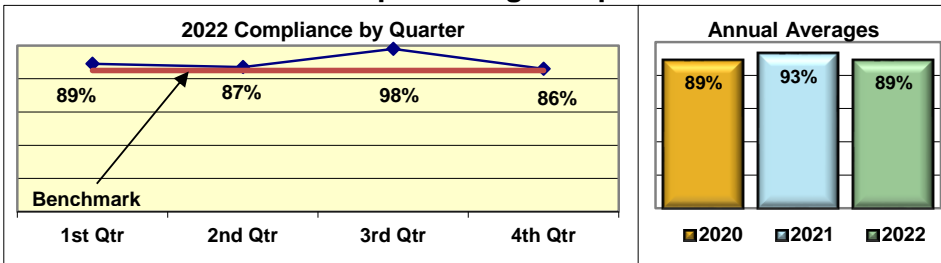
67%

Annual Compliance Report

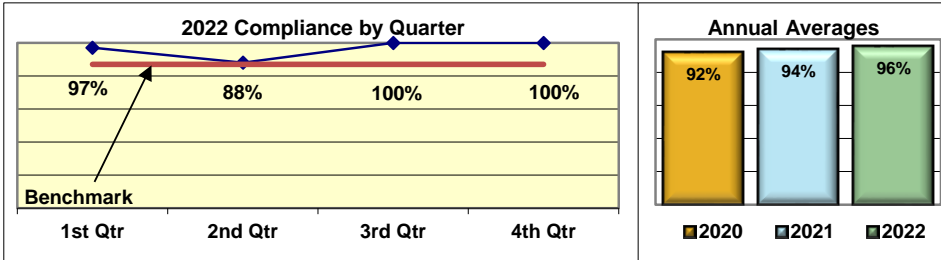
01/01/2022-12/31/2022

MAINE SCHOOL MANAGEMENT ASSOCIATION

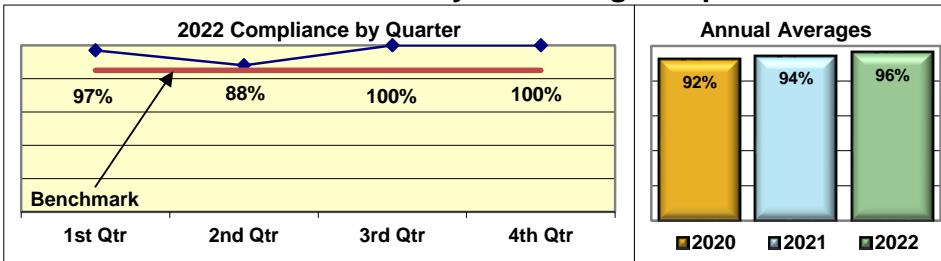
Lost Time First Report Filing Compliance



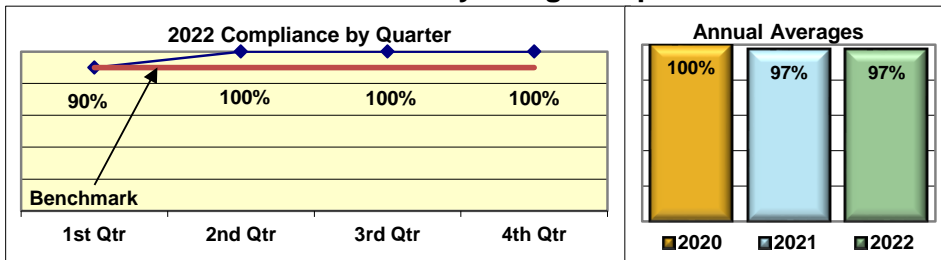
Initial Indemnity Payment Compliance



Initial Memorandum of Payment Filing Compliance



Initial Notice of Controversy Filing Compliance




Summary

Maine School Management Association is a trust of self-insured employers that administered claims in 2022 under the following name:

Maine School Management Assoc.
WC Trust

Utilization Analysis

Lost Time First Reports Received



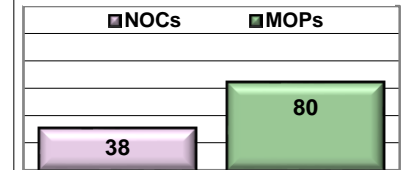
Activity on Lost Time First Reports

■ No Activity Required ■ Claims for Compensation



Activity on Claims for Compensation

■ NOCs ■ MOPs



Percent of Lost Time First Reports Denied
(Initial Indemnity NOCs / Lost Time First Reports)

14%

Percent of Claims for Compensation Denied
(Initial Indemnity NOCs / Claims for Compensation)

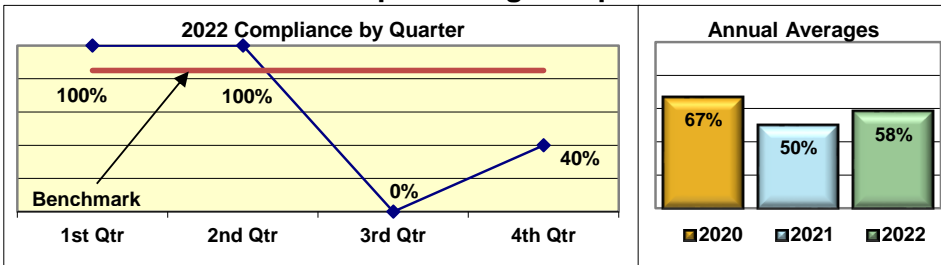
32%

Annual Compliance Report

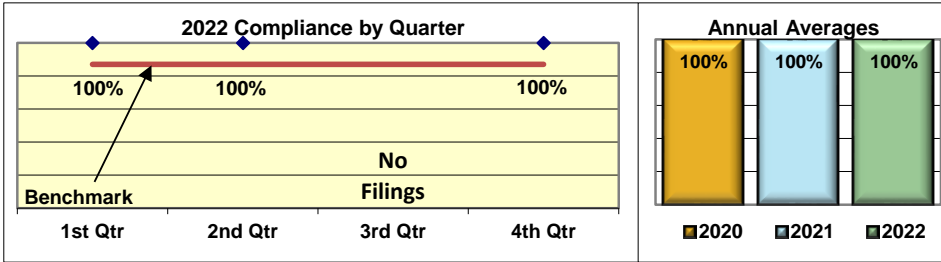
01/01/2022-12/31/2022

MEADOWBROOK INSURANCE


Lost Time First Report Filing Compliance




Initial Indemnity Payment Compliance



Initial Memorandum of Payment Filing Compliance



Initial Notice of Controversy Filing Compliance




Summary

Meadowbrook Insurance is an insurer that administered its own claims in 2017 under the following rating company:

Star Insurance

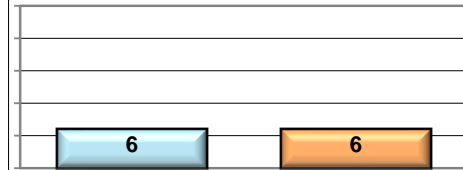
Utilization Analysis

Lost Time First Reports Received




Activity on Lost Time First Reports

■ No Activity Required ■ Claims for Compensation



Activity on Claims for Compensation

■ NOCs ■ MOPs



Percent of Lost Time First Reports Denied
(Initial Indemnity NOCs / Lost Time First Reports)

#N/A

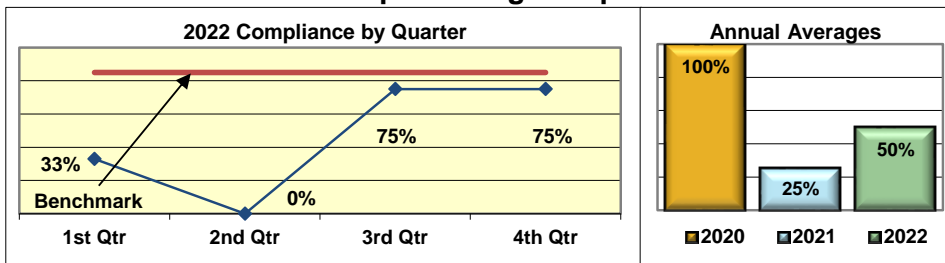
Percent of Claims for Compensation Denied
(Initial Indemnity NOCs / Claims for Compensation)

#N/A

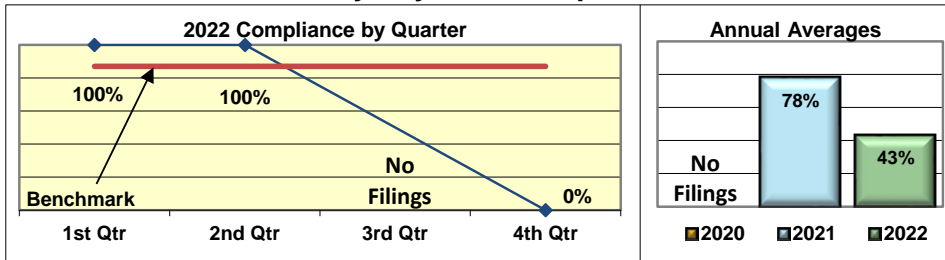
Annual Compliance Report 01/01/2022-12/31/2022

NEXT LEVEL ADMINISTRATOR LLC

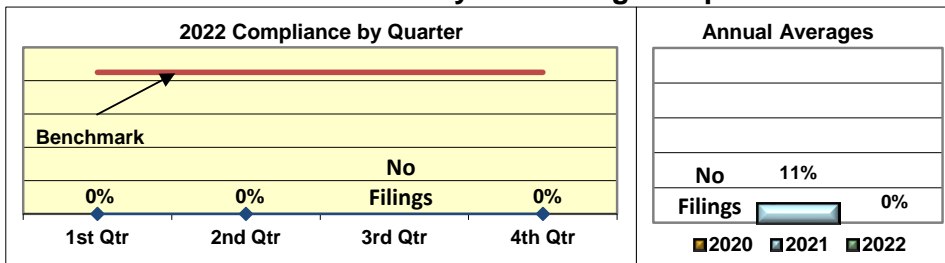
Lost Time First Report Filing Compliance




Initial Indemnity Payment Compliance



Initial Memorandum of Payment Filing Compliance



Initial Notice of Controversy Filing Compliance



Summary

Next Level Administrator LLC is an insurer that administered its own claims and used a third party administrator in 2022 under the following rating company:


United Wisconsin Insurance Company

Next Level Administrator LLC used the following third party in 2022:


Cannon Cochran Management Svcs.

Utilization Analysis

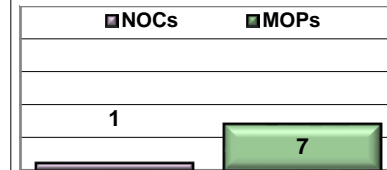
Lost Time First Reports Received



Activity on Lost Time First Reports



Activity on Claims for Compensation



Percent of Lost Time First Reports Denied
(Initial Indemnity NOCs / Lost Time First Reports)

7%

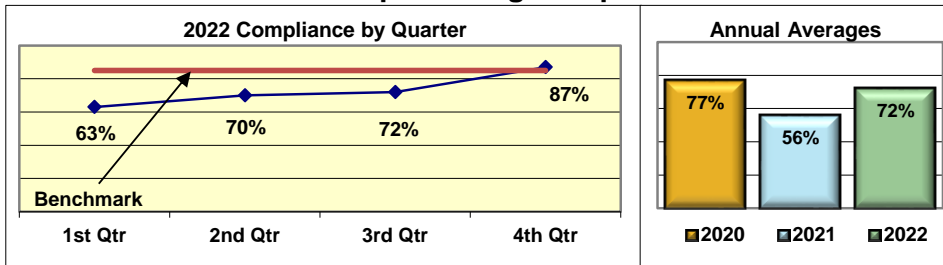
Percent of Claims for Compensation Denied
(Initial Indemnity NOCs / Claims for Compensation)

13%

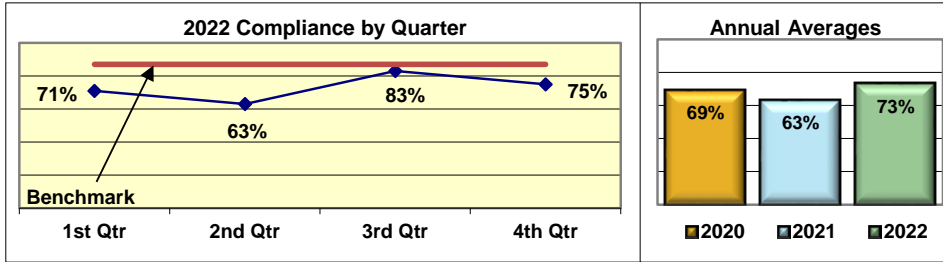
Annual Compliance Report 01/01/2022-12/31/2022

OLD REPUBLIC INSURANCE

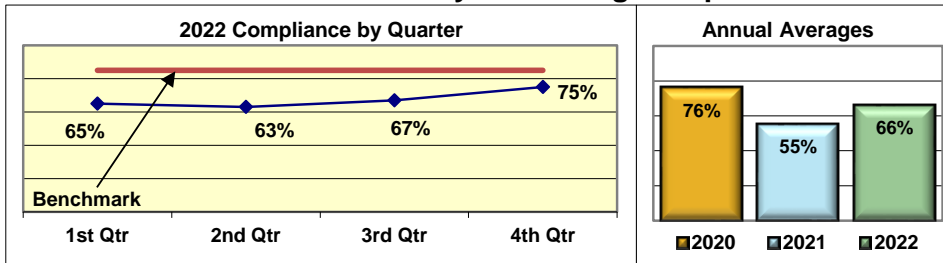
Lost Time First Report Filing Compliance




Initial Indemnity Payment Compliance



Initial Memorandum of Payment Filing Compliance



Initial Notice of Controversy Filing Compliance



Summary

Old Republic Insurance is an insurer that used third parties to administer claims in 2022 under the following rating companies:

Old Republic Insurance

Old Republic Insurance used the following third parties in 2022:

- Cannon Cochran Management Svcs.
- Constitution State Services
- CorVel Enterprise Comp.
- ESIS
- Gallagher Bassett Services
- Helmsman Management Services
- Sedgwick Claims Management Svcs.

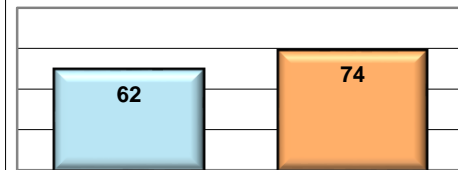
Utilization Analysis

Lost Time First Reports Received



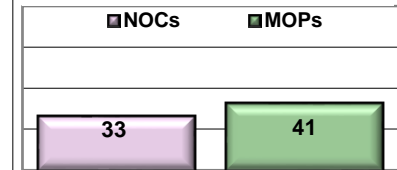
Activity on Lost Time First Reports

■ No Activity Required ■ Claims for Compensation



Activity on Claims for Compensation

■ NOCs ■ MOPs



Percent of Lost Time First Reports Denied
(Initial Indemnity NOCs / Lost Time First Reports)

24%

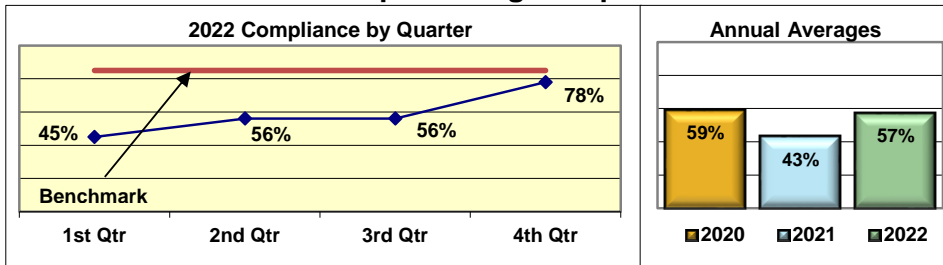
Percent of Claims for Compensation Denied
(Initial Indemnity NOCs / Claims for Compensation)

45%

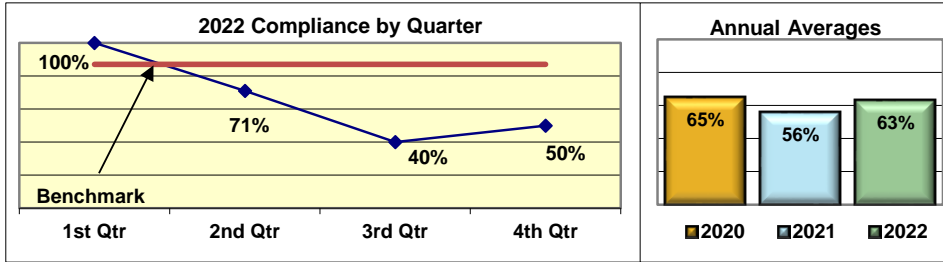
Annual Compliance Report 01/01/2022-12/31/2022

PENNSYLVANIA MANUFACTURERS' ASSOCIATION

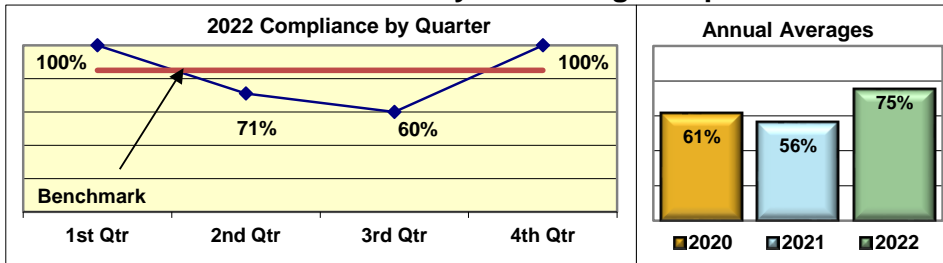
Lost Time First Report Filing Compliance




Initial Indemnity Payment Compliance



Initial Memorandum of Payment Filing Compliance



Initial Notice of Controversy Filing Compliance



Summary

Pennsylvania Manufacturers' Association is an insurer that used third parties to administer claims in 2022 under the following rating companies:


Manufacturers Alliance Insurance
Pennsylvania Mfg. Assn. Insurance
Pennsylvania Mfg. Indemnity

Pennsylvania Manufacturers' Association used the following third parties in 2022:

Gallagher Bassett Services
The American Equity Underwriters


Utilization Analysis

Lost Time First Reports Received



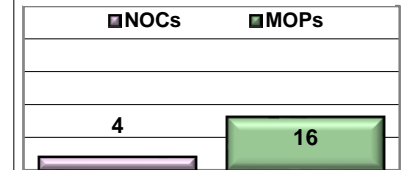
Activity on Lost Time First Reports

■ No Activity Required ■ Claims for Compensation



Activity on Claims for Compensation

■ NOCs ■ MOPs



Percent of Lost Time First Reports Denied
(Initial Indemnity NOCs / Lost Time First Reports)

7%

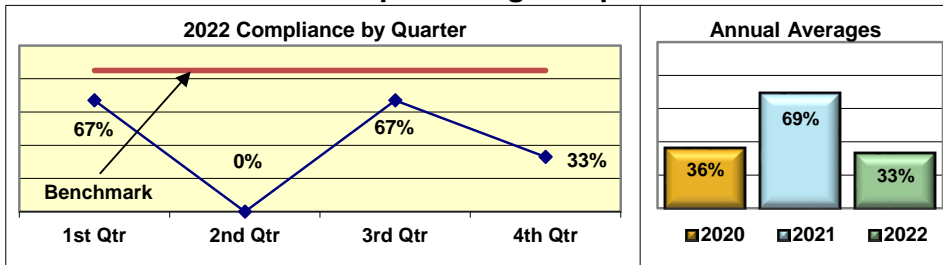
Percent of Claims for Compensation Denied
(Initial Indemnity NOCs / Claims for Compensation)

20%

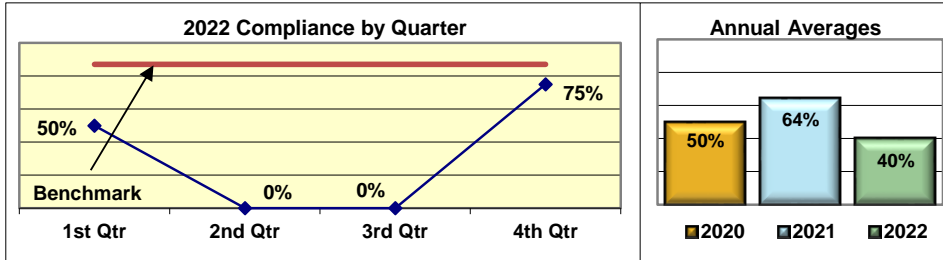
Annual Compliance Report 01/01/2022-12/31/2022

PROTECTIVE INSURANCE

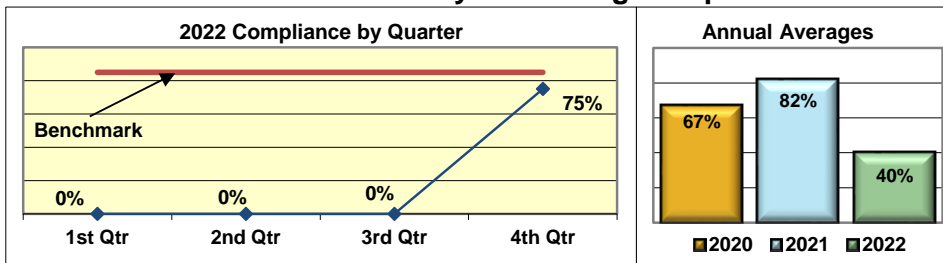
Lost Time First Report Filing Compliance




Initial Indemnity Payment Compliance



Initial Memorandum of Payment Filing Compliance



Initial Notice of Controversy Filing Compliance



Summary

Protective Insurance is an insurer that used third parties to administer claims in 2022 under the following rating company:


Protective Insurance

Protective Insurance used the following third parties in 2022:

Broadspire Services
Sedgwick Claims Management Svcs.

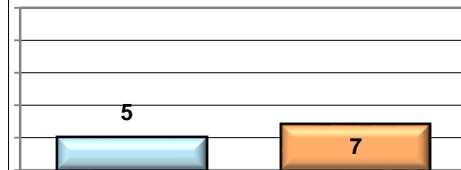
Utilization Analysis

Lost Time First Reports Received



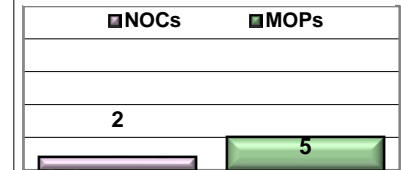
Activity on Lost Time First Reports

■ No Activity Required ■ Claims for Compensation



Activity on Claims for Compensation

■ NOCs ■ MOPs



Percent of Lost Time First Reports Denied
(Initial Indemnity NOCs / Lost Time First Reports)

17%

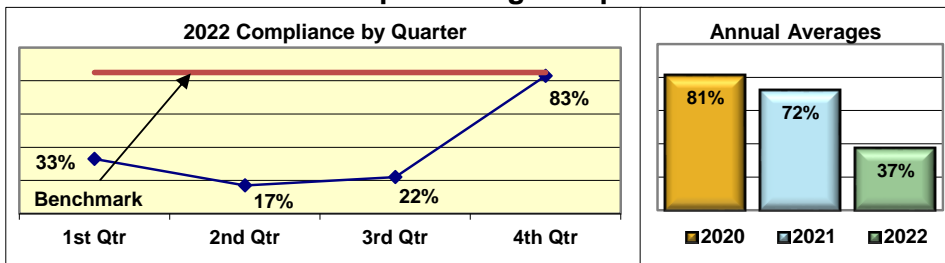
Percent of Claims for Compensation Denied
(Initial Indemnity NOCs / Claims for Compensation)

29%

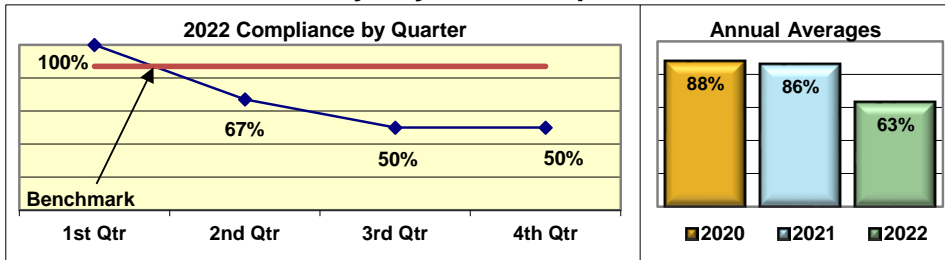
Annual Compliance Report 01/01/2022-12/31/2022

QBE INSURANCE

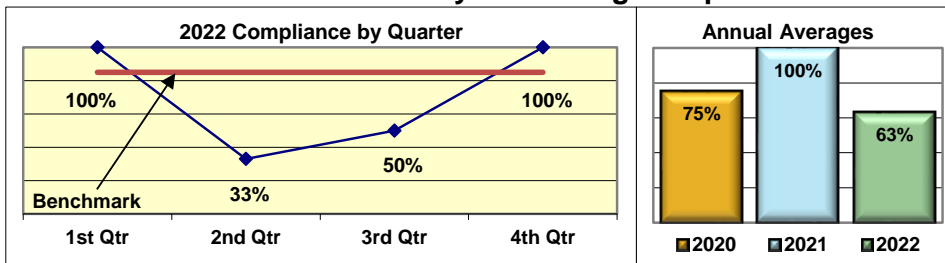
Lost Time First Report Filing Compliance




Initial Indemnity Payment Compliance



Initial Memorandum of Payment Filing Compliance



Initial Notice of Controversy Filing Compliance



Summary

QBE Insurance is an insurer that used third parties to administer claims in 2022 under the following rating companies:


Praetorian Insurance
QBE Insurance
Regent Insurance
Stonington Insurance

QBE Insurance used the following third parties in 2022:

Gallagher Bassett Services
Sedgwick Claims Management Svcs.

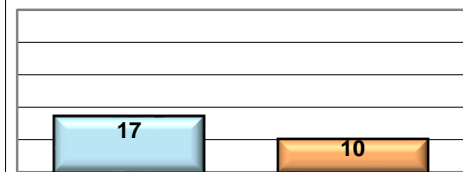
Utilization Analysis

Lost Time First Reports Received



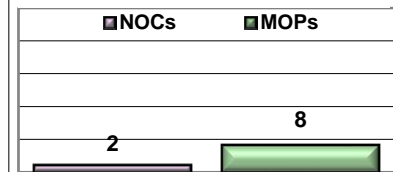
Activity on Lost Time First Reports

■ No Activity Required ■ Claims for Compensation



Activity on Claims for Compensation

■ NOCs ■ MOPs



Percent of Lost Time First Reports Denied
(Initial Indemnity NOCs / Lost Time First Reports)

7%

Percent of Claims for Compensation Denied
(Initial Indemnity NOCs / Claims for Compensation)

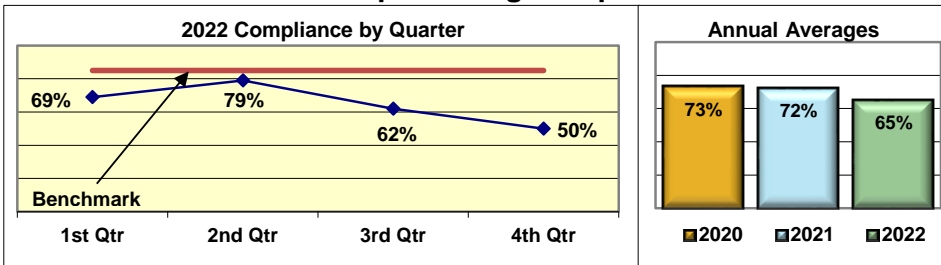
20%

Annual Compliance Report

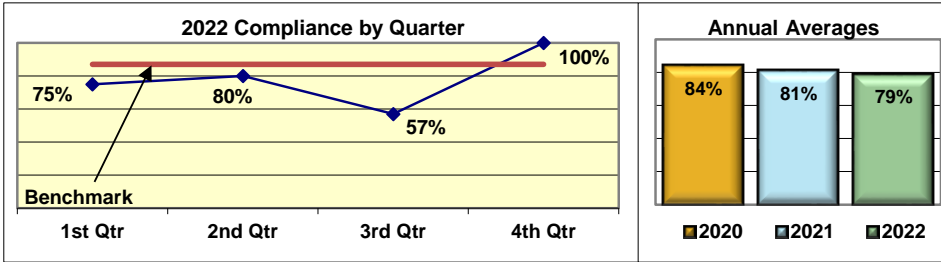
01/01/2022-12/31/2022

SAFETY NATIONAL INSURANCE

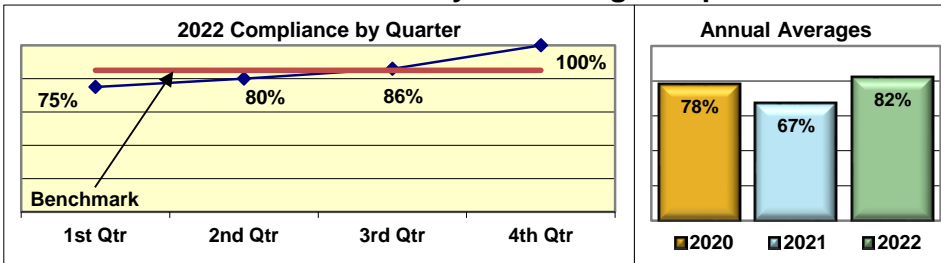
Lost Time First Report Filing Compliance



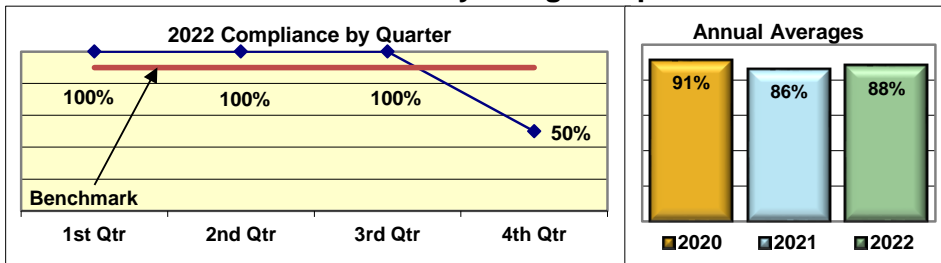
Initial Indemnity Payment Compliance



Initial Memorandum of Payment Filing Compliance



Initial Notice of Controversy Filing Compliance



Summary

Safety National Insurance is an insurer that used third parties to administer claims in 2022 under the following rating company:

Safety National Casualty Corp.

Safety National Insurance used the following third parties in 2022:

- Broadspire Services
- Cannon Cochran Management Svcs.
- Constitution State Services
- CorVel Enterprise Comp.
- ESIS
- Gallagher Bassett Services
- Sedgwick Claims Management Svcs.

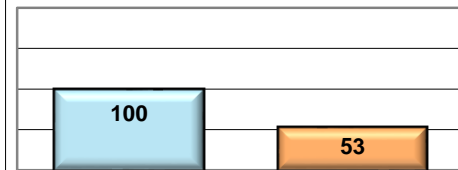
Utilization Analysis

Lost Time First Reports Received



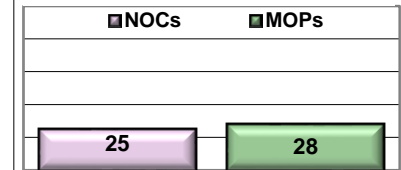
Activity on Lost Time First Reports

■ No Activity Required ■ Claims for Compensation



Activity on Claims for Compensation

■ NOCs ■ MOPs



Percent of Lost Time First Reports Denied
(Initial Indemnity NOCs / Lost Time First Reports)

16%

Percent of Claims for Compensation Denied
(Initial Indemnity NOCs / Claims for Compensation)

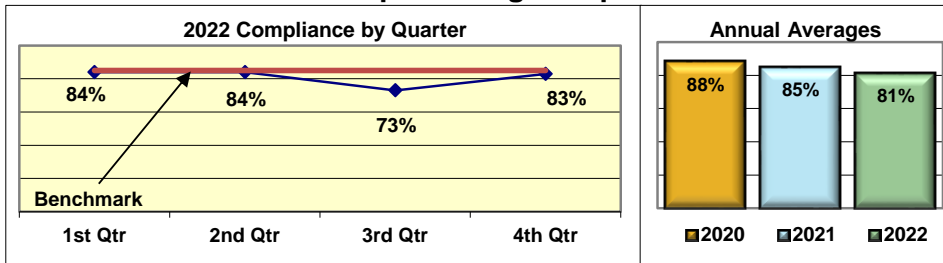
47%

Annual Compliance Report

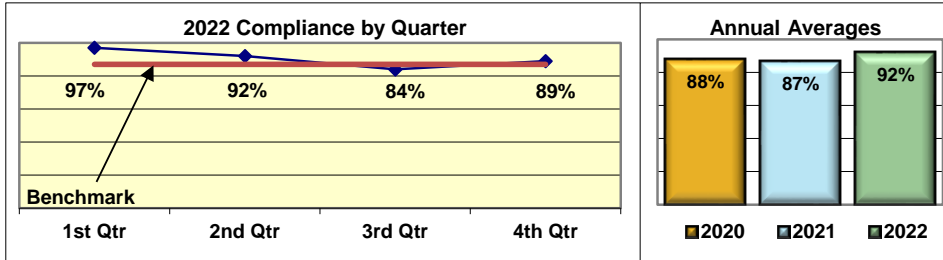
01/01/2022-12/31/2022

SEDGWICK CLAIMS MANAGEMENT SERVICES

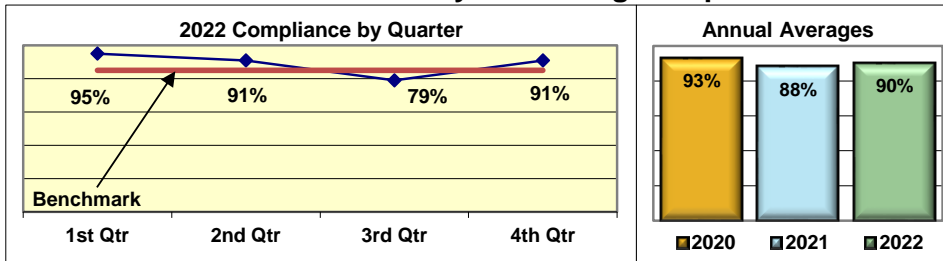
Lost Time First Report Filing Compliance



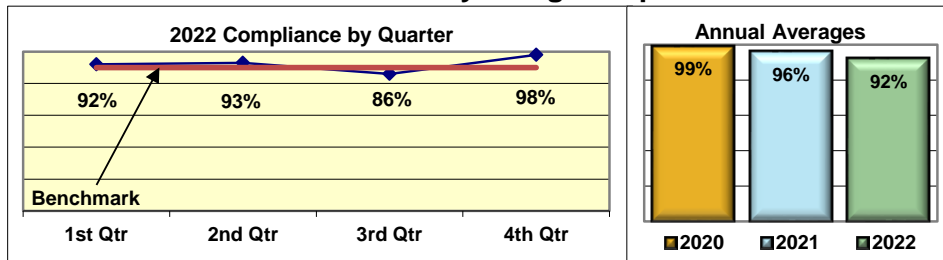
Initial Indemnity Payment Compliance



Initial Memorandum of Payment Filing Compliance



Initial Notice of Controversy Filing Compliance



Summary

Sedgwick Claims Management Services is a third party administrator that administered claims in 2022 for the following rating companies:

- ACE American Insurance
- AIU Insurance
- American Zurich Insurance
- Arch Insurance
- Electric Insurance
- Everest National Insurance
- Everest Premier Insurance Company
- Indemnity Ins. Co. of No. America
- LM Insurance Corp.
- Mitsui Sumitomo Ins. of America
- National Union Fire Ins. of Pitts.
- New Hampshire Insurance
- Old Republic Insurance
- Praetorian Insurance
- Prop. & Cas. Ins. Co. of Hartford
- Protective Insurance
- QBE Insurance
- Safety National Casualty Corp.
- Sagamore Insurance
- Service American Indemnity
- Standard Fire Insurance
- Starr Indemnity & Liability
- Starr Specialty Insurance
- Travelers Commercial Casualty
- XL Insurance America
- XL Specialty Insurance

and self-insured employers:

- Asplundh Tree Experts
- BJME Operating Corp.
- Federal Express Corporation
- FedEx Ground Package System
- Lowes Home Centers LLC
- Macy's Retail Holdings
- Shaw's Supermarkets Inc.
- Tambrands Inc.


Utilization Analysis

Lost Time First Reports Received



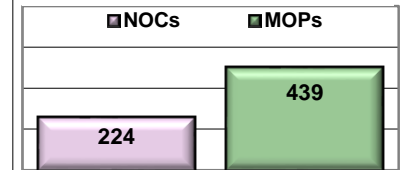
Activity on Lost Time First Reports

■ No Activity Required ■ Claims for Compensation



Activity on Claims for Compensation

■ NOCs ■ MOPs



Percent of Lost Time First Reports Denied
(Initial Indemnity NOCs / Lost Time First Reports)

15%

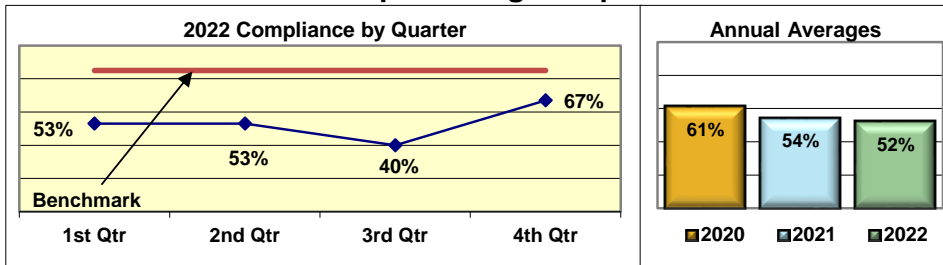
Percent of Claims for Compensation Denied
(Initial Indemnity NOCs / Claims for Compensation)

34%

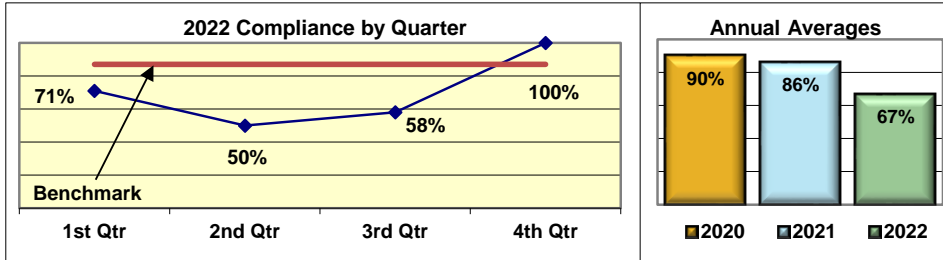
Annual Compliance Report 01/01/2022-12/31/2022

SENTRY INSURANCE

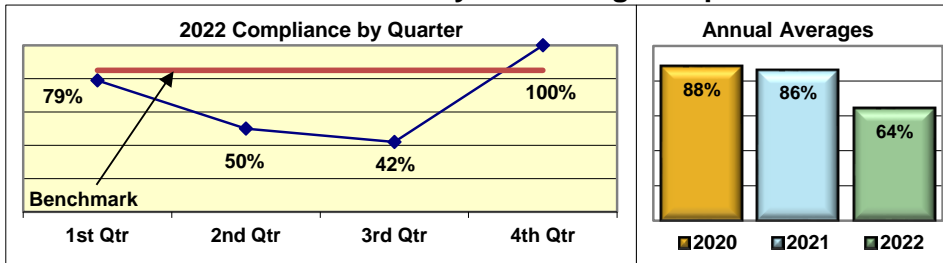
Lost Time First Report Filing Compliance



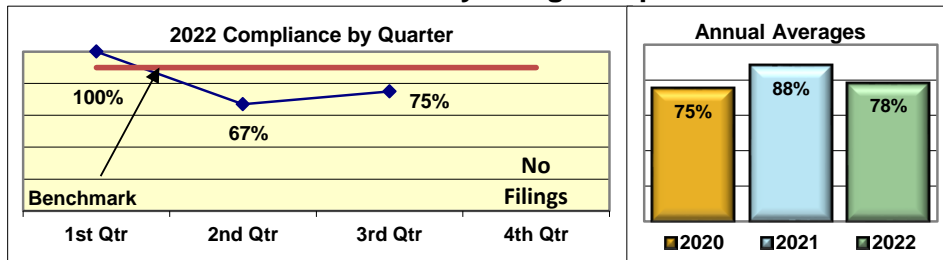
Initial Indemnity Payment Compliance



Initial Memorandum of Payment Filing Compliance



Initial Notice of Controversy Filing Compliance




Summary

Sentry Insurance is an insurer that administered its own claims in 2022 under the following rating companies:

- Florists Mutual Insurance
- Middlesex Insurance
- Sentry Casualty
- Sentry Insurance
- Sentry Select Insurance

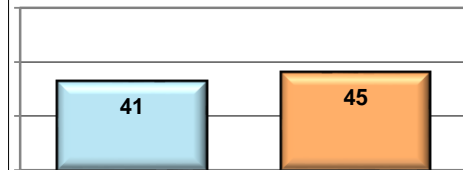
Utilization Analysis

Lost Time First Reports Received



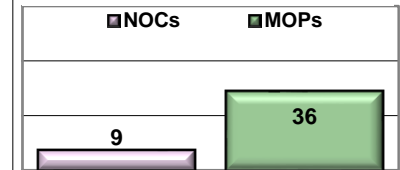
Activity on Lost Time First Reports

■ No Activity Required ■ Claims for Compensation



Activity on Claims for Compensation

■ NOCs ■ MOPs



Percent of Lost Time First Reports Denied
(Initial Indemnity NOCs / Lost Time First Reports)

10%

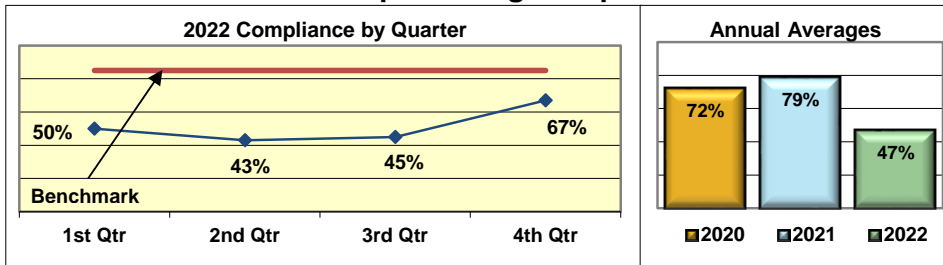
Percent of Claims for Compensation Denied
(Initial Indemnity NOCs / Claims for Compensation)

20%

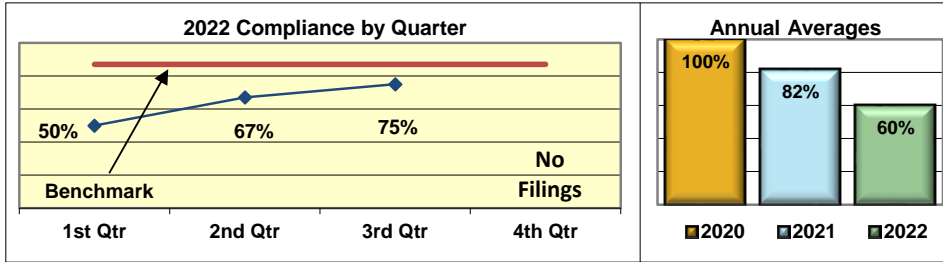
Annual Compliance Report
01/01/2022-12/31/2022

SERVICE AMERICAN INDEMNITY

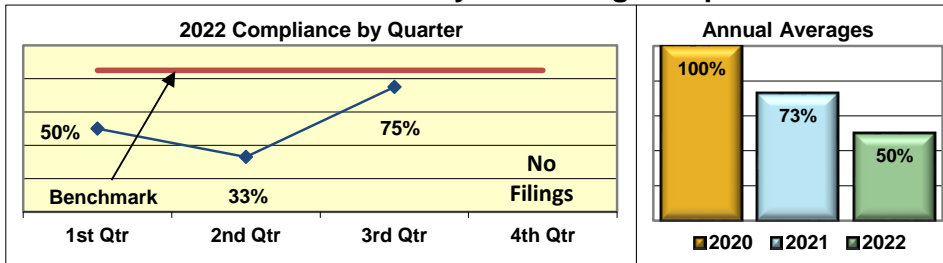
Lost Time First Report Filing Compliance



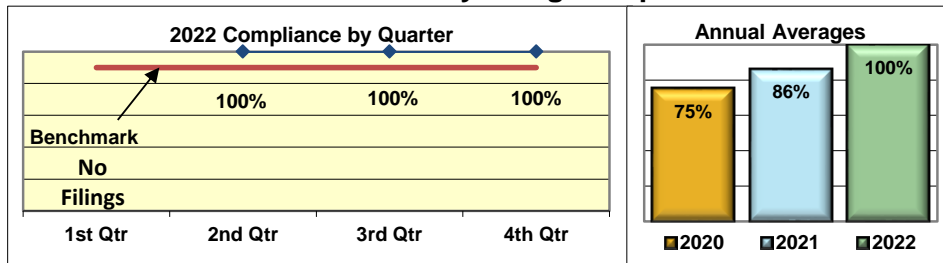
Initial Indemnity Payment Compliance



Initial Memorandum of Payment Filing Compliance



Initial Notice of Controversy Filing Compliance



Summary

Service American Indemnity is an insurer that used a third party to administer claims in 2022 under the following rating company:

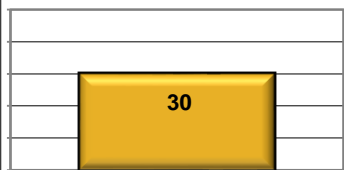
Service American Indemnity

Service American Indemnity used the following third party in 2022:


Broadspire Services

Utilization Analysis

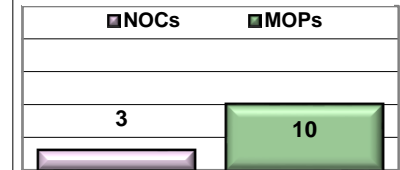
Lost Time First Reports Received



Activity on Lost Time First Reports



Activity on Claims for Compensation



Percent of Lost Time First Reports Denied
(Initial Indemnity NOCs / Lost Time First Reports)

10%

Percent of Claims for Compensation Denied
(Initial Indemnity NOCs / Claims for Compensation)

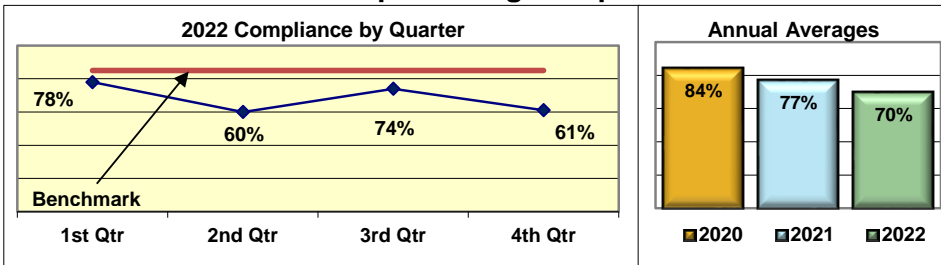
23%

Annual Compliance Report

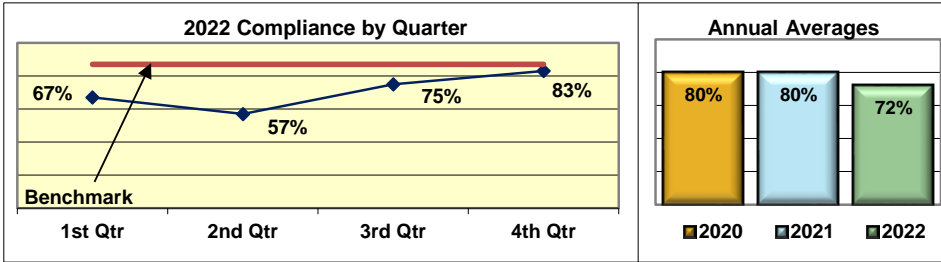
01/01/2022-12/31/2022

STARR INDEMNITY INSURANCE

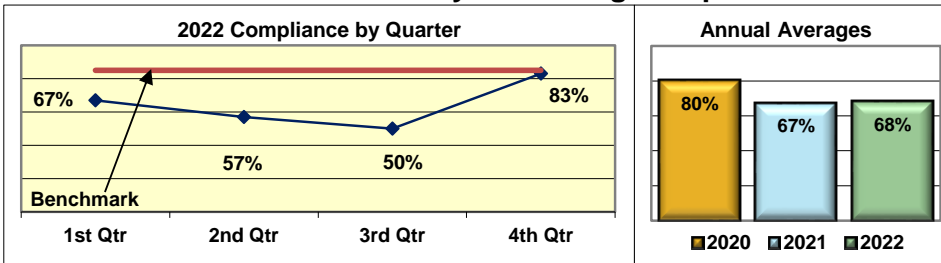
Lost Time First Report Filing Compliance



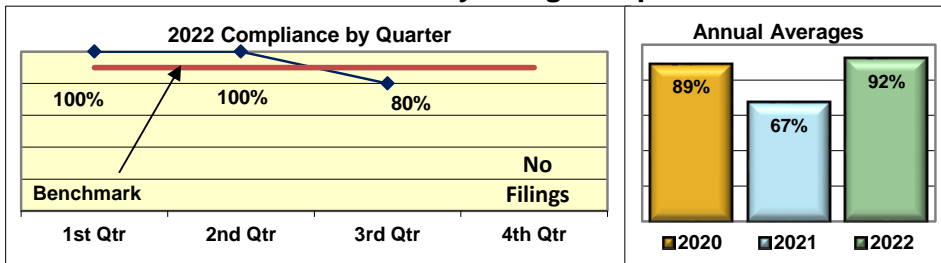
Initial Indemnity Payment Compliance



Initial Memorandum of Payment Filing Compliance



Initial Notice of Controversy Filing Compliance



Summary

Starr Indemnity Insurance Liability is an insurer that used third parties to administer claims in 2022 under the following rating companies:


Starr Indemnity & Liability
Starr Specialty Insurance

Starr Indemnity & Liability used the following third parties in 2022:

Broadspire Services
ESIS
Gallagher Bassett Services
Sedgwick Claims Management Svcs.

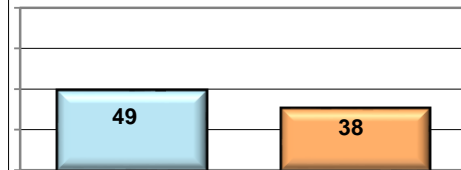
Utilization Analysis

Lost Time First Reports Received



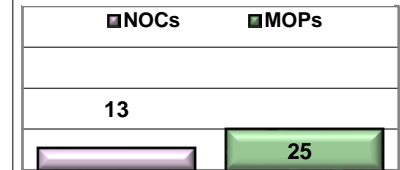
Activity on Lost Time First Reports

■ No Activity Required ■ Claims for Compensation



Activity on Claims for Compensation

■ NOCs ■ MOPs



Percent of Lost Time First Reports Denied
(Initial Indemnity NOCs / Lost Time First Reports)

15%

Percent of Claims for Compensation Denied
(Initial Indemnity NOCs / Claims for Compensation)

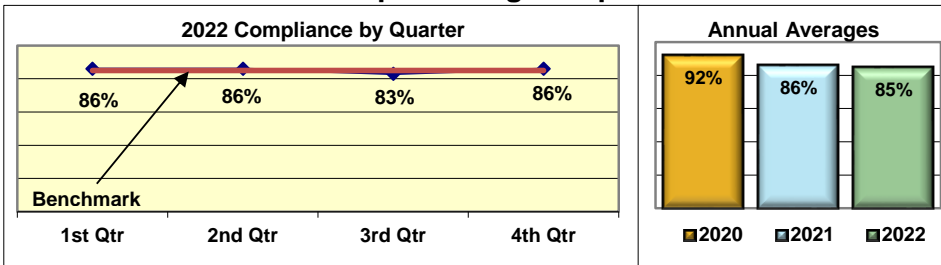
34%

Annual Compliance Report

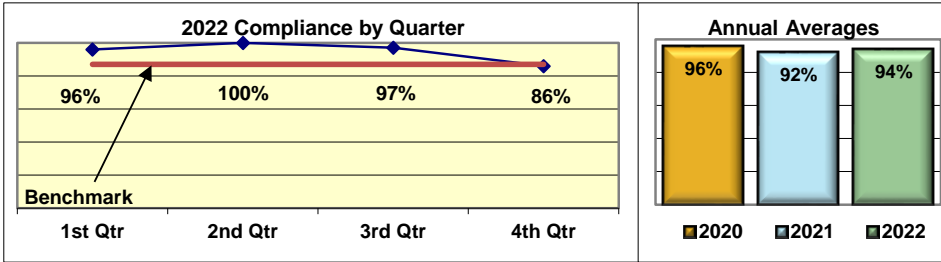
01/01/2022-12/31/2022

STATE OF MAINE WORKERS' COMP TRUST

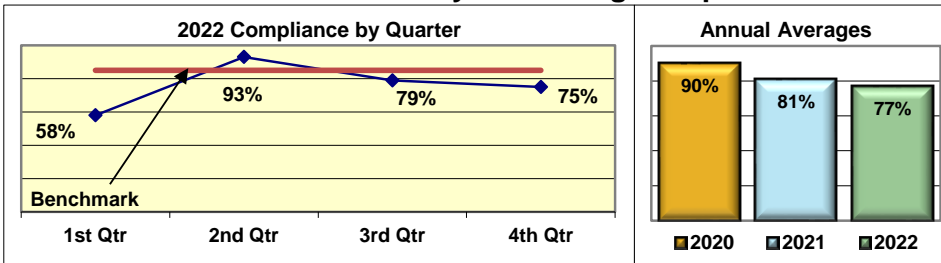
Lost Time First Report Filing Compliance



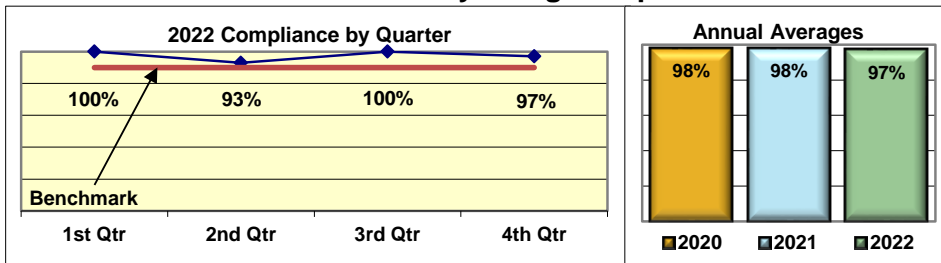
Initial Indemnity Payment Compliance



Initial Memorandum of Payment Filing Compliance



Initial Notice of Controversy Filing Compliance



Summary

State of Maine Workers' Compensation Trust is a self-insured employer that administered its own claims in 2022 under the following name:

State of Maine Workers' Comp. Div

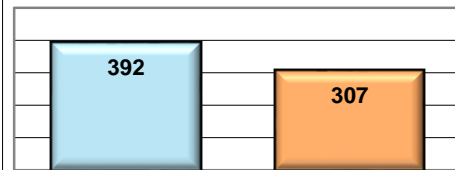
Utilization Analysis

Lost Time First Reports Received



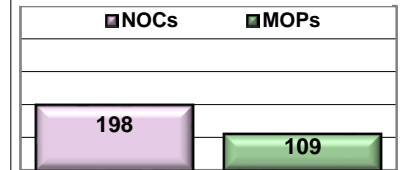
Activity on Lost Time First Reports

■ No Activity Required ■ Claims for Compensation



Activity on Claims for Compensation

■ NOCs ■ MOPs



Percent of Lost Time First Reports Denied
(Initial Indemnity NOCs / Lost Time First Reports)

28%

Percent of Claims for Compensation Denied
(Initial Indemnity NOCs / Claims for Compensation)

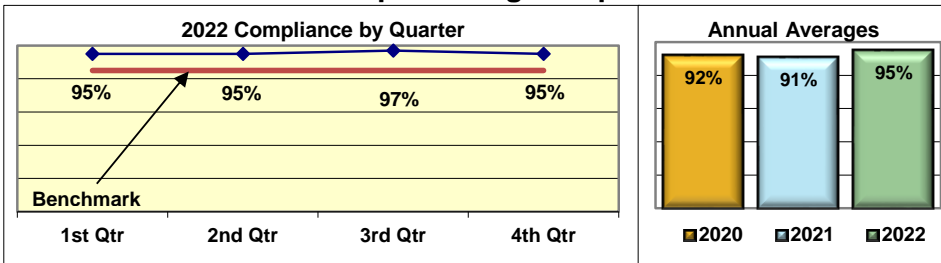
64%

Annual Compliance Report

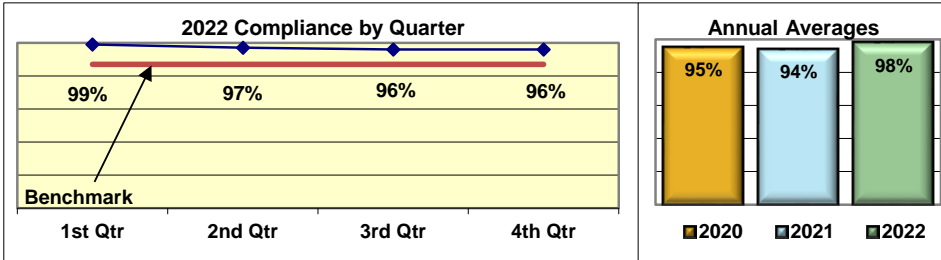
01/01/2022-12/31/2022

SYNERNET

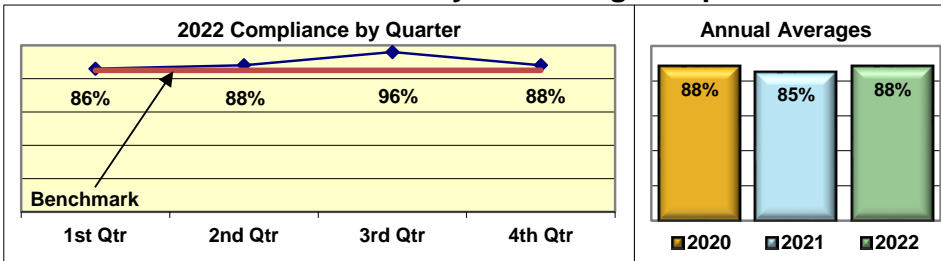
Lost Time First Report Filing Compliance



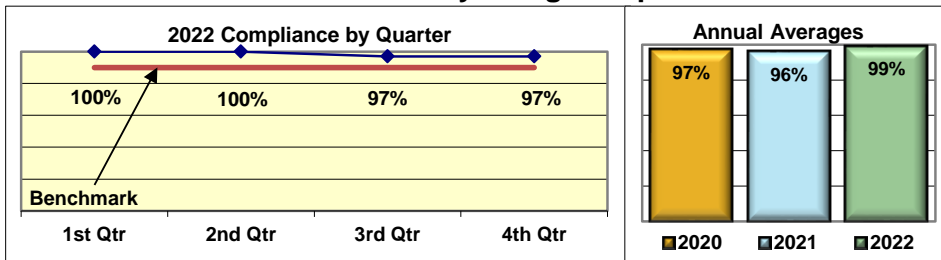
Initial Indemnity Payment Compliance



Initial Memorandum of Payment Filing Compliance



Initial Notice of Controversy Filing Compliance



Summary

Synernet is a third party administrator that administered claims in 2022 for the following self-insured employers:

MaineHealth Workers' Comp.
Synernet Workers' Comp Fund

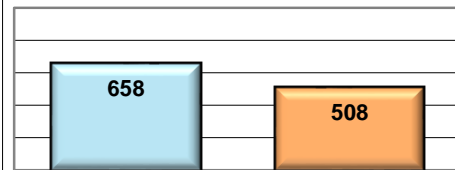
Utilization Analysis

Lost Time First Reports Received



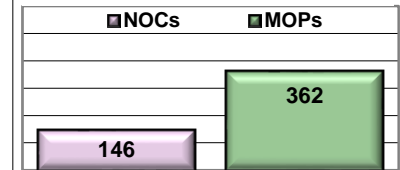
Activity on Lost Time First Reports

■ No Activity Required ■ Claims for Compensation



Activity on Claims for Compensation

■ NOCs ■ MOPs



Percent of Lost Time First Reports Denied
(Initial Indemnity NOCs / Lost Time First Reports)

13%

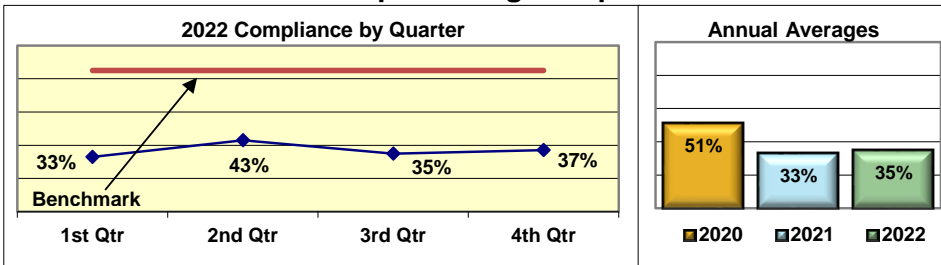
Percent of Claims for Compensation Denied
(Initial Indemnity NOCs / Claims for Compensation)

29%

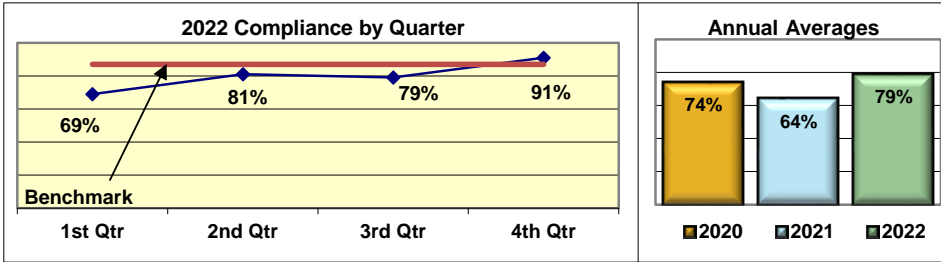
Annual Compliance Report 01/01/2022-12/31/2022

TRAVELERS INSURANCE

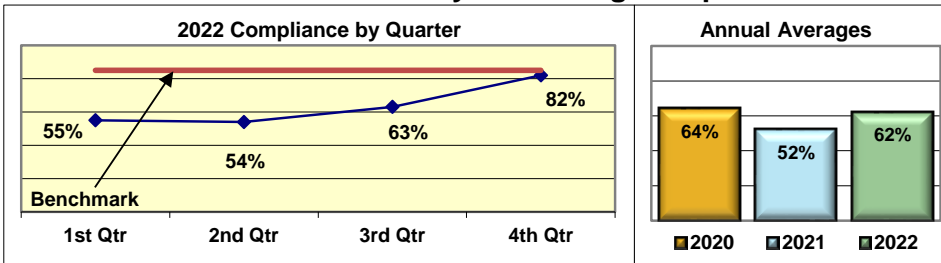
Lost Time First Report Filing Compliance



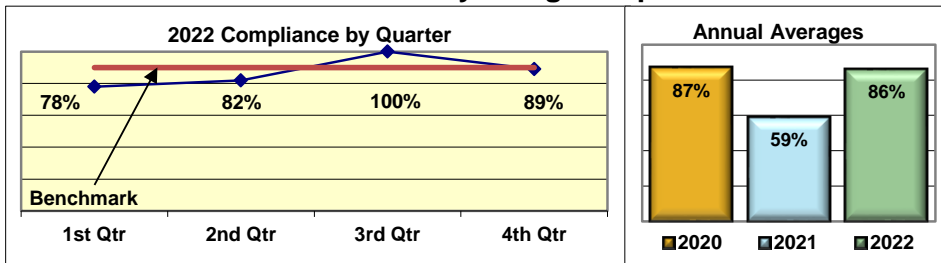
Initial Indemnity Payment Compliance



Initial Memorandum of Payment Filing Compliance



Initial Notice of Controversy Filing Compliance



Summary

Travelers Insurance is an insurer that administered its own claims and used third parties to administer claims in 2022 under the following rating companies:


- Charter Oak Fire Insurance
- Farmington Casualty
- Phoenix Insurance
- Standard Fire Insurance
- Travelers Casualty & Surety
- Travelers Cas. Ins. Co. of America
- Travelers Commercial Casualty
- Travelers Indemnity Co. of America
- Travelers Prop. Cas. Co. of America

Travelers Insurance used the following third parties in 2022:

- Constitution State Services
- Sedgwick Claims Management Svcs.


Utilization Analysis

Lost Time First Reports Received



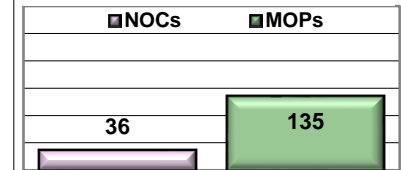
Activity on Lost Time First Reports

■ No Activity Required ■ Claims for Compensation



Activity on Claims for Compensation

■ NOCs ■ MOPs



Percent of Lost Time First Reports Denied
(Initial Indemnity NOCs / Lost Time First Reports)

17%

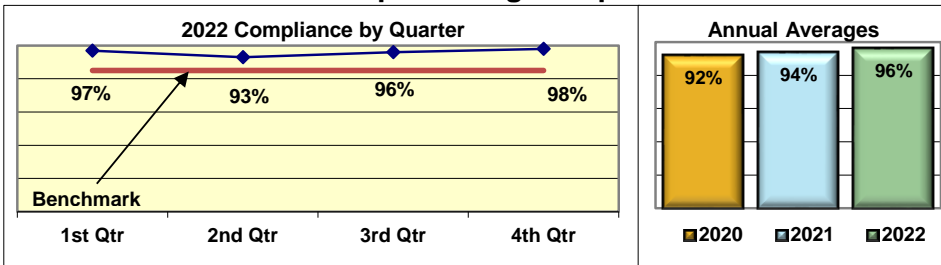
Percent of Claims for Compensation Denied
(Initial Indemnity NOCs / Claims for Compensation)

21%

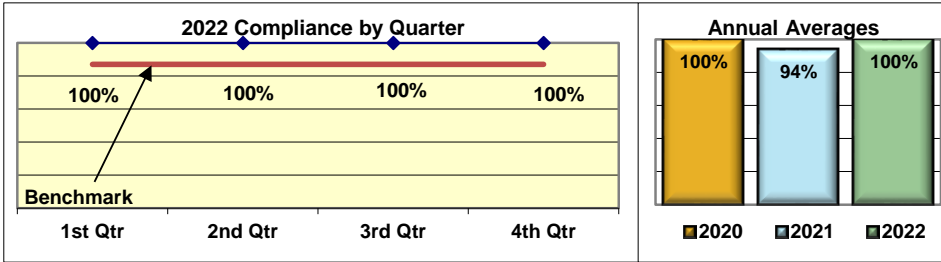
Annual Compliance Report 01/01/2022-12/31/2022

WALMART CLAIMS SERVICES

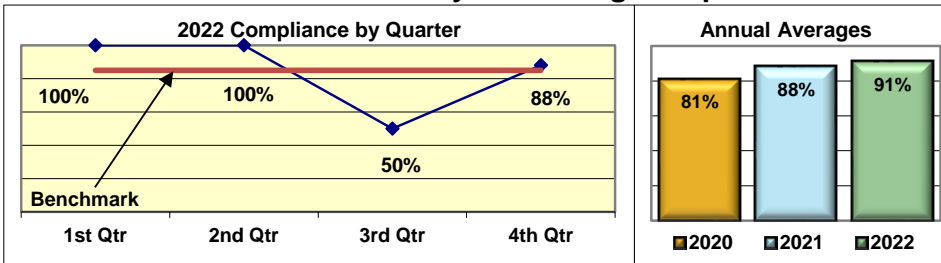
Lost Time First Report Filing Compliance



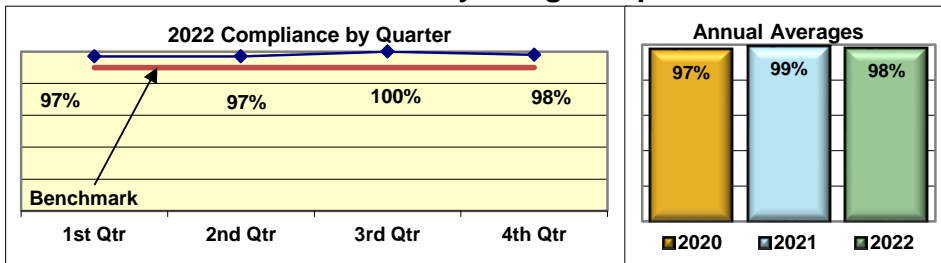
Initial Indemnity Payment Compliance



Initial Memorandum of Payment Filing Compliance



Initial Notice of Controversy Filing Compliance



Summary

Walmart Claims Services is a self-insured employer that administered its own claims in 2022 under the following name:

Walmart Associates Inc.

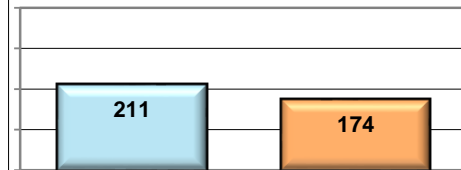
Utilization Analysis

Lost Time First Reports Received



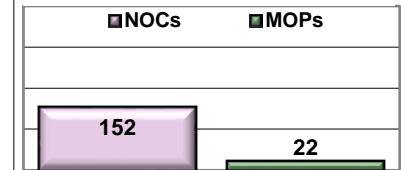
Activity on Lost Time First Reports

■ No Activity Required ■ Claims for Compensation



Activity on Claims for Compensation

■ NOCs ■ MOPs



Percent of Lost Time First Reports Denied
(Initial Indemnity NOCs / Lost Time First Reports)

39%

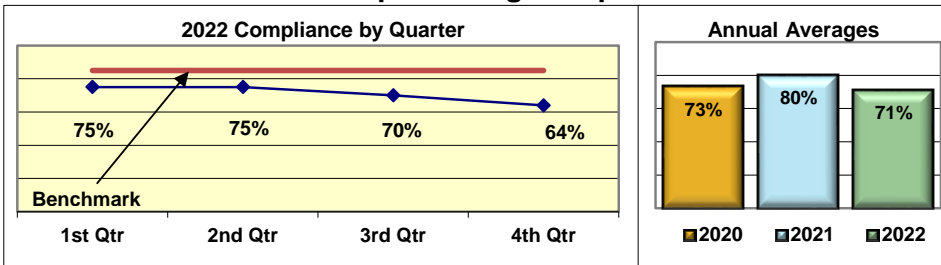
Percent of Claims for Compensation Denied
(Initial Indemnity NOCs / Claims for Compensation)

87%

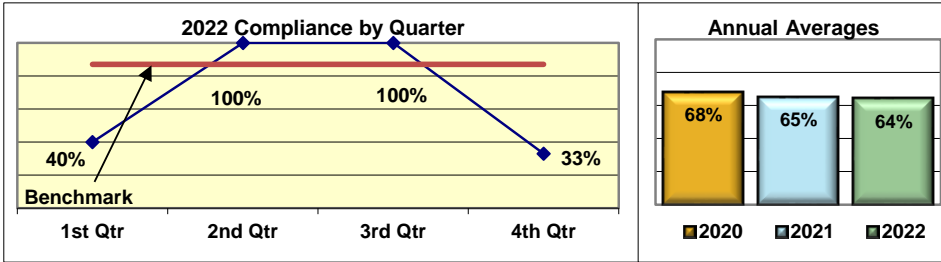
Annual Compliance Report 01/01/2022-12/31/2022

XL INSURANCE

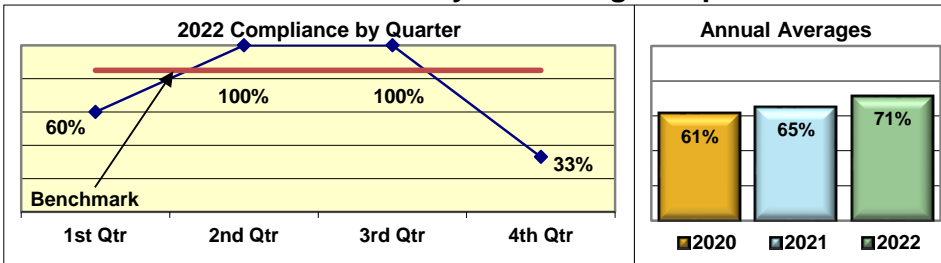
Lost Time First Report Filing Compliance



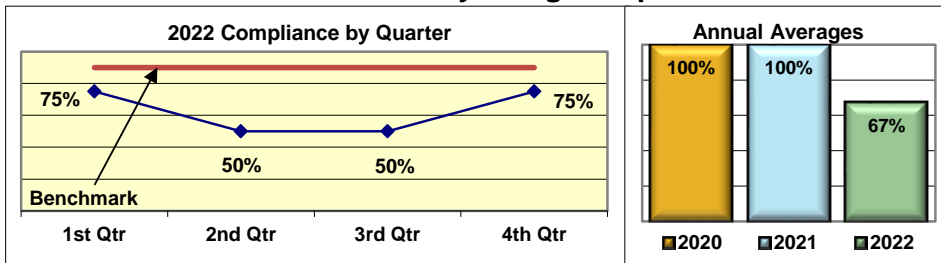
Initial Indemnity Payment Compliance



Initial Memorandum of Payment Filing Compliance



Initial Notice of Controversy Filing Compliance



Summary

XL Insurance is an insurer that used third parties to administer claims in 2022 under the following rating companies:


XL Insurance America
XL Specialty Insurance

XL Insurance used the following third parties in 2022:

Broadspire Services
CorVel Enterprise Comp.
Cottingham & Butler Claims Svcs.
ESIS
Gallagher Bassett Services
Sedgwick Claims Management Svcs.

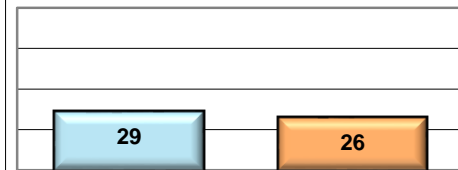
Utilization Analysis

Lost Time First Reports Received



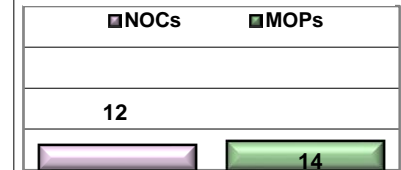
Activity on Lost Time First Reports

■ No Activity Required ■ Claims for Compensation



Activity on Claims for Compensation

■ NOCs ■ MOPs



Percent of Lost Time First Reports Denied
(Initial Indemnity NOCs / Lost Time First Reports)

22%

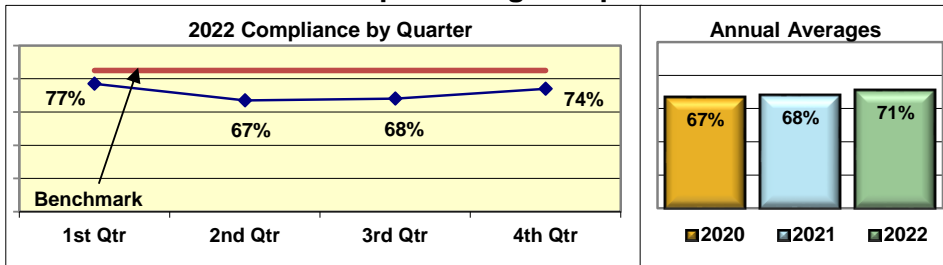
Percent of Claims for Compensation Denied
(Initial Indemnity NOCs / Claims for Compensation)

46%

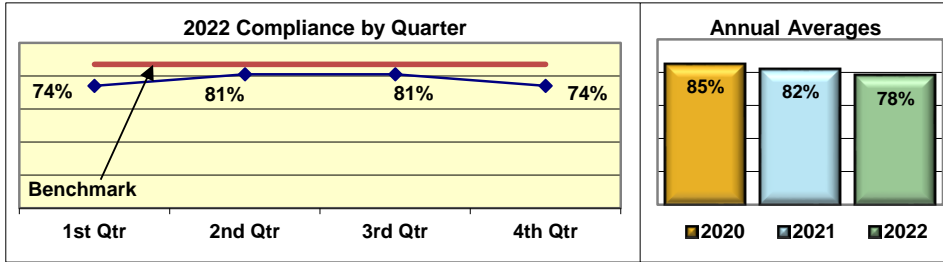
Annual Compliance Report 01/01/2022-12/31/2022

ZURICH INSURANCE

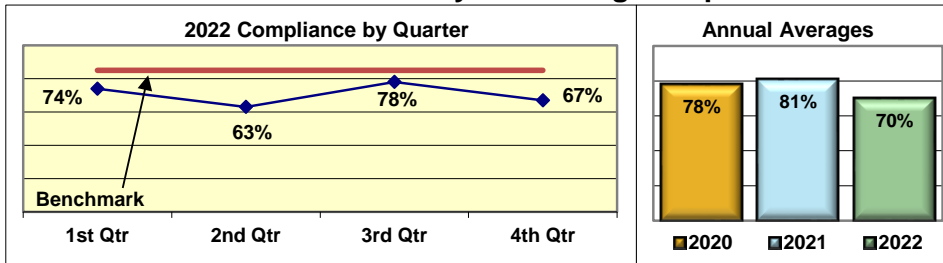
Lost Time First Report Filing Compliance



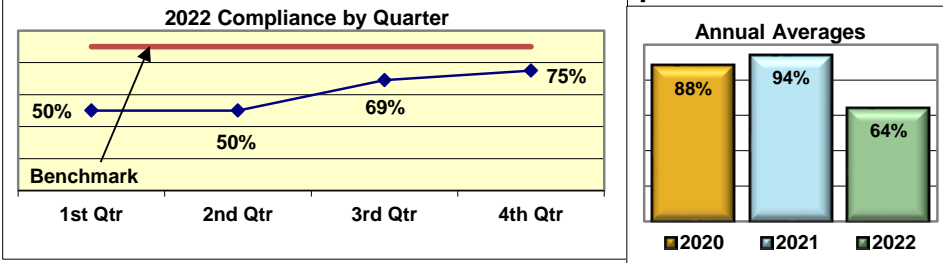
Initial Indemnity Payment Compliance



Initial Memorandum of Payment Filing Compliance



Initial Notice of Controversy Filing Compliance



Summary

Zurich Insurance is an insurer that administered its own claims and used third parties to administer claims in 2022 under the following rating companies:

- American Guarantee & Liability
- American Zurich Insurance
- Zurich American Insurance
- Zurich American Ins. Co. of Illinois

Zurich Insurance used the following third parties in 2022:

- Broadspire Services
- Cannon Cochran Management Svcs.
- Chesterfield Services
- Constitution State Services
- CorVel Enterprise Comp.
- Cottingham & Butler Claims Services
- ESIS
- Gallagher Bassett Services
- Sedgwick Claims Management Svcs.

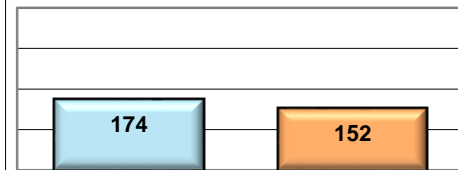
Utilization Analysis

Lost Time First Reports Received



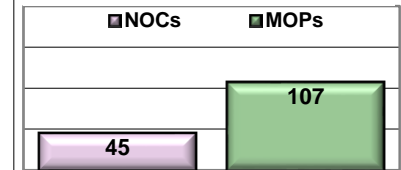
Activity on Lost Time First Reports

■ No Activity Required ■ Claims for Compensation



Activity on Claims for Compensation

■ NOCs ■ MOPs



Percent of Lost Time First Reports Denied
(Initial Indemnity NOCs / Lost Time First Reports)

14%

Percent of Claims for Compensation Denied
(Initial Indemnity NOCs / Claims for Compensation)

30%

INSURANCE GROUP COMPLIANCE
 Lost Time FROI and Initial Indemnity Payments
 Annual
 1/1/2022 - 12/31/2022

Insurance Company	Total Lost Time FROIs Filed	Lost Time FROIs Filed Timely	Compliance Percentage	Total Initial Indemnity Payments Made	Initial Indemnity Payments Made Timely	Compliance Percentage
ACADIA INSURANCE	FROIs Filed	Timely FROIs	Compliance	Payments Made	Timely Payments	Compliance
CA010 ACADIA INSURANCE	210	162	77%	75	70	93%
Total	210	162	77% ▼	75	70	93% ▲
ACADIA INSURANCE Group Total	210	162	77% ▼	75	70	93% ▲
ACCIDENT FUND INSURANCE	FROIs Filed	Timely FROIs	Compliance	Payments Made	Timely Payments	Compliance
ACCIDENT FUND INSURANCE	*	*	*	*	*	*
Total	*	*	*	*	*	*
ACCIDENT FUND INSURANCE TPA Administered Claims						
CA190 GALLAGHER BASSETT SERVICES	16	7	44%	4	0	0%
TPA Total	16	7	44% ▼	4	0	0% ▼
ACCIDENT FUND INSURANCE Group Total	16	7	44% ▼	4	0	0% ▼
ACUITY MUTUAL INSURANCE	FROIs Filed	Timely FROIs	Compliance	Payments Made	Timely Payments	Compliance
CA418 ACUITY MUTUAL INSURANCE	6	4	67%	2	2	100%
Total	6	4	67% ▼	2	2	100% ▲
ACUITY MUTUAL INSURANCE Group Total	6	4	67% ▼	2	2	100% ▲
AIG INSURANCE	FROIs Filed	Timely FROIs	Compliance	Payments Made	Timely Payments	Compliance
CA015 AIG CLAIMS, INC	6	2	33%	2	2	100%
Total	6	2	33% ▼	2	2	100% ▲
AIG INSURANCE TPA Administered Claims						
CA040 BROADSPIRE SERVICES	11	3	27%	7	4	57%
CA070 CANNON COCHRAN MANAGEMENT SERVICES	1	1	100%	No Filings	No Filings	No Filings
CA116 CORVEL ENTERPRISE COMP	14	4	29%	4	2	50%
CA117 COTTINGHAM & BUTLER CLAIMS SERVICES	1	1	100%	No Filings	No Filings	No Filings
CA160 ESIS	29	3	10%	22	3	14%
CA190 GALLAGHER BASSETT SERVICES	106	85	80%	31	27	87%
CA204 HELMSMAN MANAGEMENT SERVICES	100	81	81%	9	6	67%
CA300 SEDGWICK CLAIMS MANAGEMENT SERVICES	768	645	84%	272	266	98%
TPA Total	1030	823	80% ▼	345	308	89% ▲
AIG INSURANCE Group Total	1036	825	80% ▼	347	310	89% ▲
AIM MUTUAL GROUP	FROIs Filed	Timely FROIs	Compliance	Payments Made	Timely Payments	Compliance
CA472 AIM MUTUAL INSURANCE	29	13	45%	15	13	87%
Total	29	13	45% ▼	15	13	87% ▲
AIM MUTUAL GROUP Group Total	29	13	45% ▼	15	13	87% ▲

INSURANCE GROUP COMPLIANCE
 Lost Time FROI and Initial Indemnity Payments
 Annual
 1/1/2022 - 12/31/2022

Insurance Company	Total Lost Time FROIs Filed	Lost Time FROIs Filed Timely	Compliance Percentage	Total Initial Indemnity Payments Made	Initial Indemnity Payments Made Timely	Compliance Percentage
AMERICAN FINANCIAL GROUP	FROIs Filed	Timely FROIs	Compliance	Payments Made	Timely Payments	Compliance
CA192 GREAT AMERICAN ALLIANCE INSURANCE	2	0	0%	2	2	100%
CA193 GREAT AMERICAN INSURANCE	1	0	0%	2	1	50%
CA267 NATIONAL INTERSTATE INSURANCE	18	18	100%	7	6	86%
CA494 TRIUMPHE CASUALTY	1	1	100%	1	1	100%
Total	22	19	86% ▲	12	10	83% ▼
AMERICAN FINANCIAL GROUP TPA Administered Claims						
CA323 THE AMERICAN EQUITY UNDERWRITERS	6	2	33%	No Filings	No Filings	No Filings
TPA Total	6	2	33% ▼	No Filings	No Filings	No Filings
AMERICAN FINANCIAL GROUP Group Total	28	21	75% ▼	12	10	83% ▼
AMERISURE INSURANCE	FROIs Filed	Timely FROIs	Compliance	Payments Made	Timely Payments	Compliance
CA013 AMERISURE INSURANCE	*	*	*	*	*	*
Total	*	*	*	*	*	*
AMERISURE INSURANCE TPA Administered Claims						
CA190 GALLAGHER BASSETT SERVICES	5	2	40%	1	1	100%
TPA Total	5	2	40% ▼	1	1	100% ▲
AMERISURE INSURANCE Group Total	5	2	40% ▼	1	1	100% ▲
AMTRUST INSURANCE	FROIs Filed	Timely FROIs	Compliance	Payments Made	Timely Payments	Compliance
CA437 AMTRUST NORTH AMERICA	6	1	17%	5	1	20%
CA342 TECHNOLOGY INSURANCE	25	3	12%	19	9	47%
CA381 WESCO INSURANCE	44	9	20%	27	9	33%
Total	75	13	17% ▼	51	19	37% ▼
AMTRUST INSURANCE Group Total	75	13	17% ▼	51	19	37% ▼
ARCH INSURANCE	FROIs Filed	Timely FROIs	Compliance	Payments Made	Timely Payments	Compliance
ARCH INSURANCE	*	*	*	*	*	*
Total	*	*	*	*	*	*
ARCH INSURANCE TPA Administered Claims						
CA040 BROADSPIRE SERVICES	12	8	67%	7	7	100%
CA070 CANNON COCHRAN MANAGEMENT SERVICES	15	14	93%	8	8	100%
CA116 CORVEL ENTERPRISE COMP	33	11	33%	3	2	67%
CA117 COTTINGHAM & BUTLER CLAIMS SERVICES	10	7	70%	6	3	50%
CA160 ESIS	2	0	0%	1	0	0%
CA190 GALLAGHER BASSETT SERVICES	23	17	74%	7	5	71%
CA300 SEDGWICK CLAIMS MANAGEMENT SERVICES	21	15	71%	5	4	80%
TPA Total	116	72	62% ▼	37	29	78% ▼
ARCH INSURANCE Group Total	116	72	62% ▼	37	29	78% ▼

INSURANCE GROUP COMPLIANCE
 Lost Time FROI and Initial Indemnity Payments
 Annual
 1/1/2022 - 12/31/2022

Insurance Company	Total Lost Time FROIs Filed	Lost Time FROIs Filed Timely	Compliance Percentage	Total Initial Indemnity Payments Made	Initial Indemnity Payments Made Timely	Compliance Percentage
ARGONAUT INS GROUP	FROIs Filed	Timely FROIs	Compliance	Payments Made	Timely Payments	Compliance
CA020 ARGONAUT INSURANCE	2	1	50%	2	2	100%
Total	2	1	50% ▼	2	2	100% ▲
ARGONAUT INS GROUP Group Total	2	1	50% ▼	2	2	100% ▲
BATH IRON WORKS	FROIs Filed	Timely FROIs	Compliance	Payments Made	Timely Payments	Compliance
CA036 BATH IRON WORKS	61	56	92%	42	36	86%
Total	61	56	92% ▲	42	36	86% ▼
BATH IRON WORKS Group Total	61	56	92% ▲	42	36	86% ▼
BERKLEY CASUALTY	FROIs Filed	Timely FROIs	Compliance	Payments Made	Timely Payments	Compliance
CA485 BERKLEY CASUALTY	3	2	67%	4	2	50%
Total	3	2	67% ▼	4	2	50% ▼
BERKLEY CASUALTY Group Total	3	2	67% ▼	4	2	50% ▼
BERKSHIRE HATHAWAY GROUP	FROIs Filed	Timely FROIs	Compliance	Payments Made	Timely Payments	Compliance
CA037 BERKSHIRE HATHAWAY DIRECT INSURANCE	1	0	0%	No Filings	No Filings	No Filings
CA114 BERKSHIRE HATHAWAY HOMESTATE INSURANCE	6	1	17%	6	5	83%
CA474 NATIONAL LIABILITY AND FIRE INSURANCE	1	1	100%	2	1	50%
Total	8	2	25% ▼	8	6	75% ▼
BERKSHIRE HATHAWAY GROUP TPA Administered Claims						
CA190 GALLAGHER BASSETT SERVICES	2	0	0%	1	0	0%
TPA Total	2	0	0% ▼	1	0	0% ▼
BERKSHIRE HATHAWAY GROUP Group Total	10	2	20% ▼	9	6	67% ▼
BROADSPIRE SERVICES	FROIs Filed	Timely FROIs	Compliance	Payments Made	Timely Payments	Compliance
CA040 BROADSPIRE SERVICES	126	61	48%	50	36	72%
Total	126	61	48% ▼	50	36	72% ▼
BROADSPIRE SERVICES Group Total	126	61	48% ▼	50	36	72% ▼
CANNON COCHRAN MANAGEMENT SERVICES	FROIs Filed	Timely FROIs	Compliance	Payments Made	Timely Payments	Compliance
CA070 CANNON COCHRAN MANAGEMENT SERVICES	188	131	70%	78	60	77%
Total	188	131	70% ▼	78	60	77% ▼
CANNON COCHRAN MANAGEMENT SERVICES Group Total	188	131	70% ▼	78	60	77% ▼

INSURANCE GROUP COMPLIANCE
 Lost Time FROI and Initial Indemnity Payments
 Annual
 1/1/2022 - 12/31/2022

Insurance Company	Total Lost Time FROIs Filed	Lost Time FROIs Filed Timely	Compliance Percentage	Total Initial Indemnity Payments Made	Initial Indemnity Payments Made Timely	Compliance Percentage
CAROLINA CASUALTY INSURANCE	FROIs Filed	Timely FROIs	Compliance	Payments Made	Timely Payments	Compliance
CAROLINA CASUALTY INSURANCE CO	*	*	*	*	*	*
Total	*	*	*	*	*	*
CAROLINA CASUALTY INSURANCE TPA Administered Claims						
CA485 BERKLEY CASUALTY COMPANY	3	2	67%	3	1	33%
CA190 GALLAGHER BASSETT SERVICES	22	15	68%	6	5	83%
TPA Total	25	17	68% ▼	9	6	67% ▼
CAROLINA CASUALTY INSURANCE Group Total	25	17	68% ▼	9	6	67% ▼
CHESTERFIELD SERVICES	FROIs Filed	Timely FROIs	Compliance	Payments Made	Timely Payments	Compliance
CA080 CHESTERFIELD SERVICES	2	1	50%	2	2	100%
Total	2	1	50% ▼	2	2	100% ▲
CHESTERFIELD SERVICES Group Total	2	1	50% ▼	2	2	100% ▲
CHUBB INSURANCE	FROIs Filed	Timely FROIs	Compliance	Payments Made	Timely Payments	Compliance
ACE AMERICAN INSURANCE COMPANY	*	*	*	*	*	*
ACE INSURANCE	*	*	*	*	*	*
CA046 CHUBB INSURANCE	*	*	*	*	*	*
CA090 FEDERAL INSURANCE	*	*	*	*	*	*
INDEMNITY INS CO OF NORTH AMERICA	*	*	*	*	*	*
PACIFIC INDEMNITY CO	*	*	*	*	*	*
Total	*	*	*	*	*	*
CHUBB INSURANCE TPA Administered Claims						
CA040 BROADSPIRE SERVICES	3	2	67%	1	1	100%
CA070 CANNON COCHRAN MANAGEMENT SERVICES	6	5	83%	3	2	67%
CA110 CONSTITUTION STATE SERVICES	19	10	53%	12	10	83%
CA116 CORVEL ENTERPRISE COMP	62	29	47%	5	5	100%
CA117 COTTINGHAM & BUTLER CLAIMS SERVICES	1	1	100%	1	1	100%
CA160 ESIS	47	7	15%	38	12	32%
CA190 GALLAGHER BASSETT SERVICES	170	123	72%	70	51	73%
CA204 HELMSMAN MANAGEMENT SERVICES	3	0	0%	1	1	100%
CA295 RYDER SERVICES	3	1	33%	No Filings	No Filings	No Filings
CA300 SEDGWICK CLAIMS MANAGEMENT SERVICES	314	266	85%	65	57	88%
CA340 YORK RISK SERVICES	2	2	100%	No Filings	No Filings	No Filings
TPA Total	630	446	71% ▼	196	140	71% ▼
CHUBB INSURANCE Group Total	630	446	71% ▼	196	140	71% ▼

INSURANCE GROUP COMPLIANCE
Lost Time FROI and Initial Indemnity Payments
Annual
1/1/2022 - 12/31/2022

Insurance Company	Total Lost Time FROIs Filed	Lost Time FROIs Filed Timely	Compliance Percentage	Total Initial Indemnity Payments Made	Initial Indemnity Payments Made Timely	Compliance Percentage
CHURCH MUTUAL INSURANCE	FROIs Filed	Timely FROIs	Compliance	Payments Made	Timely Payments	Compliance
CA084 CHURCH MUTUAL INSURANCE	*	*	*	*	*	*
Total	*	*	*	*	*	*
CHURCH MUTUAL INSURANCE TPA Administered Claims						
CA160 ESIS	3	1	33%	3	2	67%
CA190 GALLAGHER BASSETT SERVICES	1	0	0%	1	1	100%
TPA Total	4	1	25% ▼	4	3	75% ▼
CHURCH MUTUAL INSURANCE Group Total	4	1	25% ▼	4	3	75% ▼
CIANBRO CORPORATION	FROIs Filed	Timely FROIs	Compliance	Payments Made	Timely Payments	Compliance
CA085 CIANBRO CORPORATION	1	1	100%	1	1	100%
Total	1	1	100% ▲	1	1	100% ▲
CIANBRO CORPORATION Group Total	1	1	100% ▲	1	1	100% ▲
CINCINNATI FINANCIAL GROUP	FROIs Filed	Timely FROIs	Compliance	Payments Made	Timely Payments	Compliance
CA438 CINCINNATI INSURANCE	13	7	54%	1	0	0%
Total	13	7	54% ▼	1	0	0% ▼
CINCINNATI FINANCIAL GROUP Group Total	13	7	54% ▼	1	0	0% ▼
CNA INSURANCE	FROIs Filed	Timely FROIs	Compliance	Payments Made	Timely Payments	Compliance
CA083 CNA CLAIMS PLUS	6	0	0%	5	5	100%
CA050 CONTINENTAL CASUALTY	1	1	100%	1	1	100%
CA271 NATIONAL FIRE INSURANCE	3	2	67%	3	3	100%
CA087 THE CONTINENTAL INSURANCE	10	3	30%	7	5	71%
CA314 TRANSPORTATION INSURANCE	3	0	0%	3	2	67%
Total	23	6	26% ▼	19	16	84% ▼
CNA INSURANCE TPA Administered Claims						
CA040 BROADSPIRE SERVICES	8	4	50%	2	2	100%
CA116 CORVEL ENTERPRISE COMP	3	1	33%	No Filings	No Filings	No Filings
CA190 GALLAGHER BASSETT SERVICES	3	3	100%	No Filings	No Filings	No Filings
TPA Total	14	8	57% ▼	2	2	100% ▲
CNA INSURANCE Group Total	37	14	38% ▼	21	18	86% ▼
CONSTITUTION STATE SERVICES	FROIs Filed	Timely FROIs	Compliance	Payments Made	Timely Payments	Compliance
CA110 CONSTITUTION STATE SERVICES	39	12	31%	21	14	67%
Total	39	12	31% ▼	21	14	67% ▼
CONSTITUTION STATE SERVICES Group Total	39	12	31% ▼	21	14	67% ▼

INSURANCE GROUP COMPLIANCE

Lost Time FROI and Initial Indemnity Payments

Annual

1/1/2022 - 12/31/2022

Insurance Company	Total Lost Time FROIs Filed	Lost Time FROIs Filed Timely	Compliance Percentage	Total Initial Indemnity Payments Made	Initial Indemnity Payments Made Timely	Compliance Percentage
CONTINENTAL INDEMNITY	FROIs Filed	Timely FROIs	Compliance	Payments Made	Timely Payments	Compliance
CA115 CONTINENTAL INDEMNITY	1	1	100%	1	1	100%
Total	1	1	100% ▲	1	1	100% ▲
CONTINENTAL INDEMNITY Group Total	1	1	100% ▲	1	1	100% ▲
CONTINENTAL WESTERN INSURANCE	FROIs Filed	Timely FROIs	Compliance	Payments Made	Timely Payments	Compliance
CA073 CONTINENTAL WESTERN INSURANCE	2	1	50%	No Filings	No Filings	No Filings
Total	2	1	50% ▼	No Filings	No Filings	No Filings
CONTINENTAL WESTERN INSURANCE Group Total	2	1	50% ▼	No Filings	No Filings	No Filings
CORVEL ENTERPRISE COMP	FROIs Filed	Timely FROIs	Compliance	Payments Made	Timely Payments	Compliance
CA116 CORVEL ENTERPRISE COMP	272	138	51%	58	45	78%
Total	272	138	51% ▼	58	45	78% ▼
CORVEL ENTERPRISE COMP Group Total	272	138	51% ▼	58	45	78% ▼
COTTINGHAM & BUTLER CLAIMS SERVICES	FROIs Filed	Timely FROIs	Compliance	Payments Made	Timely Payments	Compliance
CA117 COTTINGHAM & BUTLER CLAIMS SERVICES	33	25	76%	23	11	48%
Total	33	25	76% ▼	23	11	48% ▼
COTTINGHAM & BUTLER CLAIMS SERVICES Group Total	33	25	76% ▼	23	11	48% ▼
CREATIVE RISK SOLUTIONS	FROIs Filed	Timely FROIs	Compliance	Payments Made	Timely Payments	Compliance
CA147 CREATIVE RISK SOLUTIONS	3	0	0%	3	3	100%
Total	3	0	0% ▼	3	3	100% ▲
CREATIVE RISK SOLUTIONS Group Total	3	0	0% ▼	3	3	100% ▲
CROSS INSURANCE	FROIs Filed	Timely FROIs	Compliance	Payments Made	Timely Payments	Compliance
CA093 CROSS INSURANCE	1758	1651	94%	414	402	97%
Total	1758	1651	94% ▲	414	402	97% ▲
CROSS INSURANCE Group Total	1758	1651	94% ▲	414	402	97% ▲
EASTERN ALLIANCE INSURANCE	FROIs Filed	Timely FROIs	Compliance	Payments Made	Timely Payments	Compliance
CA141 EASTERN ALLIANCE INSURANCE	253	149	59%	83	67	81%
Total	253	149	59% ▼	83	67	81% ▼
EASTERN ALLIANCE INSURANCE Group Total	253	149	59% ▼	83	67	81% ▼
ELECTRIC INSURANCE	FROIs Filed	Timely FROIs	Compliance	Payments Made	Timely Payments	Compliance
CA150 ELECTRIC INSURANCE	*	*	*	*	*	*
Total	*	*	*	*	*	*
ELECTRIC INSURANCE TPA Administered Claims	FROIs Filed	Timely FROIs	Compliance	Payments Made	Timely Payments	Compliance
CA300 SEDGWICK CLAIMS MANAGEMENT SERVICES	18	14	78%	12	11	92%
TPA Total	18	14	78% ▼	12	11	92% ▲
ELECTRIC INSURANCE Group Total	18	14	78% ▼	12	11	92% ▲

Maine Workers' Compensation Board
 Lost Time FROI Filing Benchmark: 85%
 Initial Indemnity Payment Benchmark: 87%

▲ Indicates benchmark met or exceeded
 ▼ Indicates benchmark not met

INSURANCE GROUP COMPLIANCE
Lost Time FROI and Initial Indemnity Payments
Annual
1/1/2022 - 12/31/2022

Insurance Company	Total Lost Time FROIs Filed	Lost Time FROIs Filed Timely	Compliance Percentage	Total Initial Indemnity Payments Made	Initial Indemnity Payments Made Timely	Compliance Percentage
EMPLOYERS HOLDING GROUP	FROIs Filed	Timely FROIs	Compliance	Payments Made	Timely Payments	Compliance
CA480 EMPLOYERS ASSURANCE COMPANY	5	0	0%	No Filings	No Filings	No Filings
CA481 EMPLOYERS COMPENSATION INSURANCE	7	1	14%	1	0	0%
CA479 EMPLOYERS PREFERRED INSURANCE	13	1	8%	1	1	100%
Total	25	2	8% ▼	2	1	50% ▼
EMPLOYERS HOLDING GROUP Group Total	25	2	8% ▼	2	1	50% ▼
ESIS	FROIs Filed	Timely FROIs	Compliance	Payments Made	Timely Payments	Compliance
CA160 ESIS	97	13	13%	73	19	26%
Total	97	13	13% ▼	73	19	26% ▼
ESIS Group Total	97	13	13% ▼	73	19	26% ▼
EVEREST REINS HOLDINGS GROUP	FROIs Filed	Timely FROIs	Compliance	Payments Made	Timely Payments	Compliance
EVEREST REINS HOLDINGS	*	*	*	*	*	*
Total	*	*	*	*	*	*
EVEREST REINS HOLDINGS GROUP TPA Administered Claims						
CA190 GALLAGHER BASSETT SERVICES	13	7	54%	2	2	100%
CA300 SEDGWICK CLAIMS MANAGEMENT SERVICES	10	9	90%	No Filings	No Filings	No Filings
TPA Total	23	16	70% ▼	2	2	100% ▲
EVEREST REINS HOLDINGS GROUP Group Total	23	16	70% ▼	2	2	100% ▲
FAIRFAX FINANCIAL GROUP	FROIs Filed	Timely FROIs	Compliance	Payments Made	Timely Payments	Compliance
CA257 NORTH RIVER INSURANCE	*	*	*	*	*	*
CA375 UNITED STATES FIRE INSURANCE	2	0	0%	No Filings	No Filings	No Filings
Total	2	0	0% ▼	No Filings	No Filings	No Filings
FAIRFAX FINANCIAL GROUP TPA Administered Claims						
CA040 BROADSPIRE SERVICES	12	9	75%	2	1	50%
TPA Total	12	9	75% ▼	2	1	50% ▼
FAIRFAX FINANCIAL GROUP Group Total	14	9	64% ▼	2	1	50% ▼
FEDERATED MUTUAL INSURANCE	FROIs Filed	Timely FROIs	Compliance	Payments Made	Timely Payments	Compliance
CA091 FEDERATED MUTUAL INSURANCE	10	6	60%	5	4	80%
Total	10	6	60% ▼	5	4	80% ▼
FEDERATED MUTUAL INSURANCE Group Total	10	6	60% ▼	5	4	80% ▼
FRANKENMUTH INSURANCE	FROIs Filed	Timely FROIs	Compliance	Payments Made	Timely Payments	Compliance
CA095 FRANKENMUTH INSURANCE	1	0	0%	1	1	100%
Total	1	0	0% ▼	1	1	100% ▲
FRANKENMUTH INSURANCE Group Total	1	0	0% ▼	1	1	100% ▲

INSURANCE GROUP COMPLIANCE
 Lost Time FROI and Initial Indemnity Payments
 Annual
 1/1/2022 - 12/31/2022

Insurance Company	Total Lost Time FROIs Filed	Lost Time FROIs Filed Timely	Compliance Percentage	Total Initial Indemnity Payments Made	Initial Indemnity Payments Made Timely	Compliance Percentage
FUTURECOMP	FROIs Filed	Timely FROIs	Compliance	Payments Made	Timely Payments	Compliance
CA175 FUTURECOMP	166	156	94%	25	24	96%
Total	166	156	94% ▲	25	24	96% ▲
FUTURECOMP Group Total	166	156	94% ▲	25	24	96% ▲
GALLAGHER BASSETT SERVICES	FROIs Filed	Timely FROIs	Compliance	Payments Made	Timely Payments	Compliance
CA190 GALLAGHER BASSETT SERVICES	833	601	72%	268	182	68%
Total	833	601	72% ▼	268	182	68% ▼
GALLAGHER BASSETT SERVICES Group Total	833	601	72% ▼	268	182	68% ▼
GREAT DIVIDE INSURANCE	FROIs Filed	Timely FROIs	Compliance	Payments Made	Timely Payments	Compliance
CA189 GREAT DIVIDE INSURANCE	2	0	0%	No Filings	No Filings	No Filings
Total	2	0	0% ▼	No Filings	No Filings	No Filings
GREAT DIVIDE INSURANCE Group Total	2	0	0% ▼	No Filings	No Filings	No Filings
GUARD INSURANCE	FROIs Filed	Timely FROIs	Compliance	Payments Made	Timely Payments	Compliance
CA019 AMGUARD INSURANCE	20	12	60%	5	4	80%
CA140 EASTGUARD INSURANCE	5	4	80%	1	1	100%
CA272 NORGUARD INSURANCE	10	8	80%	No Filings	No Filings	No Filings
Total	35	24	69% ▼	6	5	83% ▼
GUARD INSURANCE Group Total	35	24	69% ▼	6	5	83% ▼
HANNAFORD BROTHERS	FROIs Filed	Timely FROIs	Compliance	Payments Made	Timely Payments	Compliance
CA496 DELHAIZE AMERICA LLC	90	67	74%	60	50	83%
CA201 HANNAFORD BROTHERS	178	128	72%	56	45	80%
Total	268	195	73% ▼	116	95	82% ▼
HANNAFORD BROTHERS Group Total	268	195	73% ▼	116	95	82% ▼
HANOVER INSURANCE	FROIs Filed	Timely FROIs	Compliance	Payments Made	Timely Payments	Compliance
CA430 ALLMERICA FINANCIAL ALLIANCE	1	0	0%	1	1	100%
CA428 ALLMERICA FINANCIAL BENEFIT INSURANCE	3	0	0%	No Filings	No Filings	No Filings
CA048 CITIZENS INSURANCE COMPANY OF AMERICA	5	4	80%	2	1	50%
CA429 HANOVER AMERICAN INSURANCE	6	0	0%	3	3	100%
CA202 HANOVER INSURANCE	11	4	36%	2	1	50%
CA228 MASSACHUSETTS BAY INSURANCE	3	0	0%	2	0	0%
Total	29	8	28% ▼	10	6	60% ▼
HANOVER INSURANCE TPA Administered Claims	FROIs Filed	Timely FROIs	Compliance	Payments Made	Timely Payments	Compliance
CA300 SEDGWICK CLAIMS MANAGEMENT SERVICES	2	0	0%	No Filings	No Filings	No Filings
TPA Total	2	0	0% ▼	No Filings	No Filings	No Filings
HANOVER INSURANCE Group Total	31	8	26% ▼	10	6	60% ▼

Maine Workers' Compensation Board
 Lost Time FROI Filing Benchmark: 85%
 Initial Indemnity Payment Benchmark: 87%

▲ Indicates benchmark met or exceeded
 ▼ Indicates benchmark not met

INSURANCE GROUP COMPLIANCE
 Lost Time FROI and Initial Indemnity Payments
 Annual
 1/1/2022 - 12/31/2022

Insurance Company	Total Lost Time FROIs Filed	Lost Time FROIs Filed Timely	Compliance Percentage	Total Initial Indemnity Payments Made	Initial Indemnity Payments Made Timely	Compliance Percentage
HARTFORD INSURANCE	FROIs Filed	Timely FROIs	Compliance	Payments Made	Timely Payments	Compliance
CA188 HARTFORD ACCIDENT & INDEMNITY	4	1	25%	2	2	100%
CA185 HARTFORD CASUALTY INSURANCE	10	7	70%	5	5	100%
CA203 HARTFORD FIRE INSURANCE	18	18	100%	6	6	100%
CA186 HARTFORD INSURANCE COMPANY OF THE MIDWEST	8	5	63%	2	2	100%
CA187 HARTFORD UNDERWRITERS INSURANCE	16	12	75%	4	3	75%
CA288 PROPERTY & CASUALTY INSURANCE COMPANY OF HARTFORD	36	18	50%	11	9	82%
CA296 SENTINEL INSURANCE	1	1	100%	No Filings	No Filings	No Filings
CA319 TRUMBULL INSURANCE	11	6	55%	5	2	40%
CA321 TWIN CITY FIRE INSURANCE	16	11	69%	5	4	80%
Total	120	79	66% ▼	40	33	83% ▼
HARTFORD INSURANCE TPA Administered Claims						
CA040 BROADSPIRE SERVICES	2	2	100%	No Filings	No Filings	No Filings
CA070 CANNON COCHRAN MANAGEMENT SERVICES	8	6	75%	5	4	80%
CA116 CORVEL ENTERPRISE COMP	4	3	75%	No Filings	No Filings	No Filings
CA190 GALLAGHER BASSETT SERVICES	1	0	0%	No Filings	No Filings	No Filings
CA300 SEDGWICK CLAIMS MANAGEMENT SERVICES	5	4	80%	1	1	100%
TPA Total	20	15	75% ▼	6	5	83% ▼
HARTFORD INSURANCE Group Total	140	94	67% ▼	46	38	83% ▼
HELMSMAN MANAGEMENT SERVICES	FROIs Filed	Timely FROIs	Compliance	Payments Made	Timely Payments	Compliance
CA204 HELMSMAN MANAGEMENT SERVICES	128	89	70%	18	13	72%
Total	128	89	70% ▼	18	13	72% ▼
HELMSMAN MANAGEMENT SERVICES Group Total	128	89	70% ▼	18	13	72% ▼
HOUSTON INT INS GROUP	FROIs Filed	Timely FROIs	Compliance	Payments Made	Timely Payments	Compliance
IMPERIUM INSURANCE	*	*	*	*	*	*
Total	*	*	*	*	*	*
HOUSTON INT INS GROUP TPA Administered Claims						
CA190 GALLAGHER BASSETT SERVICES	7	6	86%	1	1	100%
TPA Total	7	6	86% ▲	1	1	100% ▲
HOUSTON INT INS GROUP Group Total	7	6	86% ▲	1	1	100% ▲

INSURANCE GROUP COMPLIANCE
 Lost Time FROI and Initial Indemnity Payments
 Annual
 1/1/2022 - 12/31/2022

Insurance Company	Total Lost Time FROIs Filed	Lost Time FROIs Filed Timely	Compliance Percentage	Total Initial Indemnity Payments Made	Initial Indemnity Payments Made Timely	Compliance Percentage
LIBERTY MUTUAL INSURANCE	FROIs Filed	Timely FROIs	Compliance	Payments Made	Timely Payments	Compliance
CA003 AMERICAN FIRE & CASUALTY INSURANCE	2	1	50%	2	1	50%
CA380 EMPLOYERS INSURANCE OF WAUSAU	4	2	50%	1	1	100%
CA210 LIBERTY MUTUAL INSURANCE	261	147	56%	114	90	79%
CA406 OHIO CASUALTY INSURANCE	9	7	78%	3	2	67%
CA407 OHIO SECURITY INSURANCE	10	4	40%	6	3	50%
CA408 WEST AMERICAN INSURANCE	2	0	0%	No Filings	No Filings	No Filings
Total	288	161	56% ▼	126	97	77% ▼
LIBERTY MUTUAL INSURANCE TPA Administered Claims						
CA160 ESIS	8	0	0%	4	1	25%
CA190 GALLAGHER BASSETT SERVICES	1	1	100%	No Filings	No Filings	No Filings
CA300 SEDGWICK CLAIMS MANAGEMENT SERVICES	6	5	83%	1	1	100%
TPA Total	15	6	40% ▼	5	2	40% ▼
LIBERTY MUTUAL INSURANCE Group Total	303	167	55% ▼	131	99	76% ▼
MAINE AUTOMOBILE DEALERS ASSOCIATION	FROIs Filed	Timely FROIs	Compliance	Payments Made	Timely Payments	Compliance
CA220 MAINE AUTOMOBILE DEALERS ASSOCIATION	2	0	0%	1	0	0%
Total	2	0	0% ▼	1	0	0% ▼
MAINE AUTOMOBILE DEALERS ASSOCIATION Group Total	2	0	0% ▼	1	0	0% ▼
MAINE EMPLOYERS' MUTUAL INSURANCE	FROIs Filed	Timely FROIs	Compliance	Payments Made	Timely Payments	Compliance
CA260 MAINE EMPLOYERS' MUTUAL INSURANCE	4522	2947	65%	1287	1064	83%
Total	4522	2947	65% ▼	1287	1064	83% ▼
MAINE EMPLOYERS' MUTUAL INSURANCE TPA Administered Claims						
CA116 CORVEL ENTERPRISE COMP	4	0	0%	2	1	50%
TPA Total	4	0	0% ▼	2	1	50% ▼
MAINE EMPLOYERS' MUTUAL INSURANCE Group Total	4526	2947	65% ▼	1289	1065	83% ▼
MAINE HEALTHCARE ASSOCIATION	FROIs Filed	Timely FROIs	Compliance	Payments Made	Timely Payments	Compliance
CA234 MAINE HEALTHCARE ASSOCIATION	174	143	82%	73	68	93%
Total	174	143	82% ▼	73	68	93% ▲
MAINE HEALTHCARE ASSOCIATION Group Total	174	143	82% ▼	73	68	93% ▲
MAINE MOTOR TRANSPORT ASSOCIATION	FROIs Filed	Timely FROIs	Compliance	Payments Made	Timely Payments	Compliance
CA230 MAINE MOTOR TRANSPORT ASSOCIATION	129	123	95%	19	18	95%
Total	129	123	95% ▲	19	18	95% ▲
MAINE MOTOR TRANSPORT ASSOCIATION Group Total	129	123	95% ▲	19	18	95% ▲

Maine Workers' Compensation Board
 Lost Time FROI Filing Benchmark: 85%
 Initial Indemnity Payment Benchmark: 87%

▲ Indicates benchmark met or exceeded
 ▼ Indicates benchmark not met

INSURANCE GROUP COMPLIANCE
 Lost Time FROI and Initial Indemnity Payments
 Annual
 1/1/2022 - 12/31/2022

Insurance Company	Total Lost Time FROIs Filed	Lost Time FROIs Filed Timely	Compliance Percentage	Total Initial Indemnity Payments Made	Initial Indemnity Payments Made Timely	Compliance Percentage
MAINE MUNICIPAL ASSOCIATION	FROIs Filed	Timely FROIs	Compliance	Payments Made	Timely Payments	Compliance
CA225 MAINE MUNICIPAL ASSOCIATION	819	772	94%	135	125	93%
Total	819	772	94% ▲	135	125	93% ▲
MAINE MUNICIPAL ASSOCIATION Group Total	819	772	94% ▲	135	125	93% ▲
MAINE SCHOOL MANAGEMENT ASSOCIATION	FROIs Filed	Timely FROIs	Compliance	Payments Made	Timely Payments	Compliance
CA250 MAINE SCHOOL MANAGEMENT ASSOCIATION	281	251	89%	80	77	96%
Total	281	251	89% ▲	80	77	96% ▲
MAINE SCHOOL MANAGEMENT ASSOCIATION Group Total	281	251	89% ▲	80	77	96% ▲
MARKEL CORP GROUP	FROIs Filed	Timely FROIs	Compliance	Payments Made	Timely Payments	Compliance
STATE NATIONAL INSURANCE	*	*	*	*	*	*
Total	*	*	*	*	*	*
MARKEL CORP GROUP TPA Administered Claims						
CA070 CANNON COCHRAN MANAGEMENT SERVICES	6	1	17%	3	2	67%
CA300 SEDGWICK CLAIMS MANAGEMENT SERVICES	1	1	100%	1	1	100%
TPA Total	7	2	29% ▼	4	3	75% ▼
MARKEL CORP GROUP Group Total	7	2	29% ▼	4	3	75% ▼
MEADOWBROOK INSURANCE	FROIs Filed	Timely FROIs	Compliance	Payments Made	Timely Payments	Compliance
CA255 MEADOWBROOK INSURANCE	12	7	58%	6	6	100%
Total	12	7	58% ▼	6	6	100% ▲
MEADOWBROOK INSURANCE Group Total	12	7	58% ▼	6	6	100% ▲
MITSUI SUMITOMO INS CO OF AMERICA	FROIs Filed	Timely FROIs	Compliance	Payments Made	Timely Payments	Compliance
MITSUI SUMITOMO INS CO OF AMERICA	*	*	*	*	*	*
Total	*	*	*	*	*	*
MITSUI SUMITOMO INS CO OF AMERICA TPA Administered Claims						
CA070 CANNON COCHRAN MANAGEMENT SERVICES	2	2	100%	1	1	100%
TPA Total	2	2	100% ▲	1	1	100% ▲
MITSUI SUMITOMO INS CO OF AMERICA Group Total	2	2	100% ▲	1	1	100% ▲
NATIONWIDE INSURANCE	FROIs Filed	Timely FROIs	Compliance	Payments Made	Timely Payments	Compliance
CA198 HARLEYSVILLE WORSTER INSURANCE	1	0	0%	No Filings	No Filings	No Filings
CA477 NATIONWIDE GENERAL INSURANCE	1	0	0%	1	0	0%
CA478 NATIONWIDE INSURANCE	1	0	0%	1	0	0%
Total	3	0	0% ▼	2	0	0% ▼
NATIONWIDE INSURANCE Group Total	3	0	0% ▼	2	0	0% ▼

INSURANCE GROUP COMPLIANCE

Lost Time FROI and Initial Indemnity Payments

Annual

1/1/2022 - 12/31/2022

Insurance Company	Total Lost Time FROIs Filed	Lost Time FROIs Filed Timely	Compliance Percentage	Total Initial Indemnity Payments Made	Initial Indemnity Payments Made Timely	Compliance Percentage
NEXT LEVEL ADMINISTRATOR LLC	FROIs Filed	Timely FROIs	Compliance	Payments Made	Timely Payments	Compliance
CA433 NEXT LEVEL ADMINISTRATORS LLC	12	7	58%	6	3	50%
Total	12	7	58% ▼	6	3	50% ▼
NEXT LEVEL ADMINISTRATOR LLC TPA Administered Claims						
CA070 CANNON COCHRAN MANAGEMENT SERVICES	2	0	0%	1	0	0%
TPA Total	2	0	0% ▼	1	0	0% ▼
NEXT LEVEL ADMINISTRATOR LLC Group Total	14	7	50% ▼	7	3	43% ▼
NORTH AMERICAN RISK SERVICES	FROIs Filed	Timely FROIs	Compliance	Payments Made	Timely Payments	Compliance
CA268 NORTH AMERICAN RISK SERVICES	1	0	0%	No Filings	No Filings	No Filings
Total	1	0	0% ▼	No Filings	No Filings	No Filings
NORTH AMERICAN RISK SERVICES Group Total	1	0	0% ▼	No Filings	No Filings	No Filings
OLD REPUBLIC INSURANCE	FROIs Filed	Timely FROIs	Compliance	Payments Made	Timely Payments	Compliance
OLD REPUBLIC GENERAL INSURANCE CORP.	*	*	*	*	*	*
OLD REPUBLIC INSURANCE	*	*	*	*	*	*
Total	*	*	*	*	*	*
OLD REPUBLIC INSURANCE TPA Administered Claims						
CA070 CANNON COCHRAN MANAGEMENT SERVICES	8	4	50%	5	1	20%
CA110 CONSTITUTION STATE SERVICES	1	0	0%	No Filings	No Filings	No Filings
CA116 CORVEL ENTERPRISE COMP	32	25	78%	8	5	63%
CA160 ESIS	1	0	0%	No Filings	No Filings	No Filings
CA190 GALLAGHER BASSETT SERVICES	49	39	80%	15	13	87%
CA204 HELMSMAN MANAGEMENT SERVICES	4	1	25%	2	2	100%
CA280 RISK ENTERPRISE MANAGEMENT	1	0	0%	No Filings	No Filings	No Filings
CA300 SEDGWICK CLAIMS MANAGEMENT SERVICES	40	29	73%	11	9	82%
TPA Total	136	98	72% ▼	41	30	73% ▼
OLD REPUBLIC INSURANCE Group Total	136	98	72% ▼	41	30	73% ▼
PENNSYLVANIA MFG ASSN	FROIs Filed	Timely FROIs	Compliance	Payments Made	Timely Payments	Compliance
MANUFACTURERS ALLIANCE INSURANCE	*	*	*	*	*	*
PENNSYLVANIA MFG ASSN	*	*	*	*	*	*
PENNSYLVANIA MFG INDEMNITY CO	*	*	*	*	*	*
Total	*	*	*	*	*	*
PENNSYLVANIA MFG ASSN TPA Administered Claims						
CA190 GALLAGHER BASSETT SERVICES	52	31	60%	16	10	63%
CA323 THE AMERICAN EQUITY UNDERWRITERS	2	0	0%	No Filings	No Filings	No Filings
TPA Total	54	31	57% ▼	16	10	63% ▼
PENNSYLVANIA MFG ASSN Group Total	54	31	57% ▼	16	10	63% ▼

Maine Workers' Compensation Board
 Lost Time FROI Filing Benchmark: 85%
 Initial Indemnity Payment Benchmark: 87%

▲ Indicates benchmark met or exceeded
 ▼ Indicates benchmark not met

INSURANCE GROUP COMPLIANCE
 Lost Time FROI and Initial Indemnity Payments
 Annual
 1/1/2022 - 12/31/2022

Insurance Company	Total Lost Time FROIs Filed	Lost Time FROIs Filed Timely	Compliance Percentage	Total Initial Indemnity Payments Made	Initial Indemnity Payments Made Timely	Compliance Percentage
PROTECTIVE INSURANCE	FROIs Filed	Timely FROIs	Compliance	Payments Made	Timely Payments	Compliance
CA277 PROTECTIVE INSURANCE COMPANY	*	*	*	*	*	*
Total	*	*	*	*	*	*
PROTECTIVE INSURANCE TPA Administered Claims						
CA040 BROADSPIRE SERVICES	12	4	33%	5	2	40%
TPA Total	12	4	33% ▼	5	2	40% ▼
PROTECTIVE INSURANCE Group Total	12	4	33% ▼	5	2	40% ▼
QBE INSURANCE GROUP	FROIs Filed	Timely FROIs	Compliance	Payments Made	Timely Payments	Compliance
QBE INSURANCE GROUP	*	*	*	*	*	*
Total	*	*	*	*	*	*
QBE INSURANCE GROUP TPA Administered Claims						
CA190 GALLAGHER BASSETT SERVICES	2	1	50%	No Filings	No Filings	No Filings
CA268 NORTH AMERICAN RISK SERVICES	1	0	0%	No Filings	No Filings	No Filings
CA300 SEDGWICK CLAIMS MANAGEMENT SERVICES	24	9	38%	8	5	63%
TPA Total	27	10	37% ▼	8	5	63% ▼
QBE INSURANCE GROUP Group Total	27	10	37% ▼	8	5	63% ▼
RISK ENTERPRISE MANAGEMENT	FROIs Filed	Timely FROIs	Compliance	Payments Made	Timely Payments	Compliance
CA280 RISK ENTERPRISE MANAGEMENT	1	0	0%	No Filings	No Filings	No Filings
Total	1	0	0% ▼	No Filings	No Filings	No Filings
RISK ENTERPRISE MANAGEMENT Group Total	1	0	0% ▼	No Filings	No Filings	No Filings
RYDER SERVICES	FROIs Filed	Timely FROIs	Compliance	Payments Made	Timely Payments	Compliance
CA295 RYDER SERVICES	3	1	33%	No Filings	No Filings	No Filings
Total	3	1	33% ▼	No Filings	No Filings	No Filings
RYDER SERVICES Group Total	3	1	33% ▼	No Filings	No Filings	No Filings

INSURANCE GROUP COMPLIANCE
Lost Time FROI and Initial Indemnity Payments
Annual
1/1/2022 - 12/31/2022

Insurance Company	Total Lost Time FROIs Filed	Lost Time FROIs Filed Timely	Compliance Percentage	Total Initial Indemnity Payments Made	Initial Indemnity Payments Made Timely	Compliance Percentage
SAFETY NATIONAL CASUALTY CORP	FROIs Filed	Timely FROIs	Compliance	Payments Made	Timely Payments	Compliance
SAFETY NATIONAL CASUALTY CORP	*	*	*	*	*	*
Total	*	*	*	*	*	*
SAFETY NATIONAL CASUALTY CORP TPA Administered Claims						
CA040 BROADSPIRE SERVICES	14	5	36%	5	4	80%
CA070 CANNON COCHRAN MANAGEMENT SERVICES	6	4	67%	No Filings	No Filings	No Filings
CA110 CONSTITUTION STATE SERVICES	3	1	33%	No Filings	No Filings	No Filings
CA116 CORVEL ENTERPRISE COMP	25	11	44%	4	2	50%
CA190 GALLAGHER BASSETT SERVICES	47	41	87%	9	7	78%
CA204 HELMSMAN MANAGEMENT SERVICES	4	0	0%	1	1	100%
CA300 SEDGWICK CLAIMS MANAGEMENT SERVICES	54	38	70%	9	8	89%
TPA Total	153	100	65% ▼	28	22	79% ▼
SAFETY NATIONAL CASUALTY CORP Group Total	153	100	65% ▼	28	22	79% ▼
SAGAMORE INSURANCE	FROIs Filed	Timely FROIs	Compliance	Payments Made	Timely Payments	Compliance
SAGAMORE INSURANCE	*	*	*	*	*	*
Total	*	*	*	*	*	*
SAGAMORE INSURANCE TPA Administered Claims						
CA040 BROADSPIRE SERVICES	5	3	60%	3	2	67%
TPA Total	5	3	60% ▼	3	2	67% ▼
SAGAMORE INSURANCE Group Total	5	3	60% ▼	3	2	67% ▼
SEDGWICK CLAIMS MANAGEMENT SERVICES	FROIs Filed	Timely FROIs	Compliance	Payments Made	Timely Payments	Compliance
CA300 SEDGWICK CLAIMS MANAGEMENT SERVICES	1534	1245	81%	439	404	92%
Total	1534	1245	81% ▼	439	404	92% ▲
SEDGWICK CLAIMS MANAGEMENT SERVICES Group Total	1534	1245	81% ▼	439	404	92% ▲
SENTRY INSURANCE	FROIs Filed	Timely FROIs	Compliance	Payments Made	Timely Payments	Compliance
CA207 FLORISTS MUTUAL INSURANCE	5	4	80%	1	1	100%
CA426 MIDDLESEX INSURANCE COMPANY	14	7	50%	8	7	88%
CA402 SENTRY CASUALTY	41	17	41%	17	8	47%
CA305 SENTRY INSURANCE	26	17	65%	10	8	80%
Total	86	45	52% ▼	36	24	67% ▼
SENTRY INSURANCE Group Total	86	45	52% ▼	36	24	67% ▼

INSURANCE GROUP COMPLIANCE
 Lost Time FROI and Initial Indemnity Payments
 Annual
 1/1/2022 - 12/31/2022

Insurance Company	Total Lost Time FROIs Filed	Lost Time FROIs Filed Timely	Compliance Percentage	Total Initial Indemnity Payments Made	Initial Indemnity Payments Made Timely	Compliance Percentage
SERVICE AMERICAN INDEMNITY	FROIs Filed	Timely FROIs	Compliance	Payments Made	Timely Payments	Compliance
SERVICE AMERICAN INDEMNITY	*	*	*	*	*	*
Total	*	*	*	*	*	*
SERVICE AMERICAN INDEMNITY TPA Administered Claims						
CA040 BROADSPIRE SERVICES	30	14	47%	10	6	60%
TPA Total	30	14	47% ▼	10	6	60% ▼
SERVICE AMERICAN INDEMNITY Group Total	30	14	47% ▼	10	6	60% ▼
SOMPO JAPAN INSURANCE	FROIs Filed	Timely FROIs	Compliance	Payments Made	Timely Payments	Compliance
SOMPO JAPAN INSURANCE COMPANY OF AMERICA	*	*	*	*	*	*
Total	*	*	*	*	*	*
SOMPO JAPAN INSURANCE TPA Administered Claims						
CA190 GALLAGHER BASSETT SERVICES	3	2	67%	1	1	100%
TPA Total	3	2	67% ▼	1	1	100% ▲
SOMPO JAPAN INSURANCE Group Total	3	2	67% ▼	1	1	100% ▲
STARNET INSURANCE	FROIs Filed	Timely FROIs	Compliance	Payments Made	Timely Payments	Compliance
CA190 STARNET INSURANCE	*	*	*	*	*	*
Total	*	*	*	*	*	*
STARNET INSURANCE TPA Administered Claims						
CA485 BERKLEY CASUALTY COMPANY	No Filings	No Filings	No Filings	1	1	100%
TPA Total	No Filings	No Filings	No Filings	1	1	100% ▲
STARNET INSURANCE Group Total	No Filings	No Filings	No Filings	1	1	100% ▲
STARR INDEMNITY INSURANCE	FROIs Filed	Timely FROIs	Compliance	Payments Made	Timely Payments	Compliance
STARR INDEMNITY INSURANCE	*	*	*	*	*	*
Total	*	*	*	*	*	*
STARR INDEMNITY INSURANCE TPA Administered Claims						
CA040 BROADSPIRE SERVICES	1	0	0%	1	1	100%
CA160 ESIS	1	0	0%	1	0	0%
CA190 GALLAGHER BASSETT SERVICES	49	30	61%	14	9	64%
CA300 SEDGWICK CLAIMS MANAGEMENT SERVICES	36	31	86%	9	8	89%
TPA Total	87	61	70% ▼	25	18	72% ▼
STARR INDEMNITY INSURANCE Group Total	87	61	70% ▼	25	18	72% ▼

INSURANCE GROUP COMPLIANCE
 Lost Time FROI and Initial Indemnity Payments
 Annual
 1/1/2022 - 12/31/2022

Insurance Company	Total Lost Time FROIs Filed	Lost Time FROIs Filed Timely	Compliance Percentage	Total Initial Indemnity Payments Made	Initial Indemnity Payments Made Timely	Compliance Percentage
STARSTONE NATIONAL INSURANCE	FROIs Filed	Timely FROIs	Compliance	Payments Made	Timely Payments	Compliance
STARSTONE NATIONAL INSURANCE	*	*	*	*	*	*
Total	*	*	*	*	*	*
STARSTONE NATIONAL INSURANCE TPA Administered Claims						
CA070 CANNON COCHRAN MANAGEMENT SERVICES	3	1	33%	1	0	0%
CA117 COTTINGHAM & BUTLER CLAIMS SERVICES	8	6	75%	6	3	50%
TPA Total	11	7	64% ▼	7	3	43% ▼
STARSTONE NATIONAL INSURANCE Group Total	11	7	64% ▼	7	3	43% ▼
STATE OF MAINE WORKERS' COMPENSATION TRUST	FROIs Filed	Timely FROIs	Compliance	Payments Made	Timely Payments	Compliance
CA307 STATE OF MAINE WORKERS' COMPENSATION TRUST	699	597	85%	109	103	94%
Total	699	597	85% ▲	109	103	94% ▲
STATE OF MAINE WORKERS' COMPENSATION TRUST Group Total	699	597	85% ▲	109	103	94% ▲
SYNERNET	FROIs Filed	Timely FROIs	Compliance	Payments Made	Timely Payments	Compliance
CA320 SYNERNET	1166	1113	95%	362	353	98%
Total	1166	1113	95% ▲	362	353	98% ▲
SYNERNET Group Total	1166	1113	95% ▲	362	353	98% ▲
THE AMERICAN EQUITY UNDERWRITERS	FROIs Filed	Timely FROIs	Compliance	Payments Made	Timely Payments	Compliance
CA323 THE AMERICAN EQUITY UNDERWRITERS	8	2	25%	No Filings	No Filings	No Filings
Total	8	2	25% ▼	No Filings	No Filings	No Filings
THE AMERICAN EQUITY UNDERWRITERS Group Total	8	2	25% ▼	No Filings	No Filings	No Filings
TOKIO MARINE INSURANCE	FROIs Filed	Timely FROIs	Compliance	Payments Made	Timely Payments	Compliance
CA414 TOKIO MARINE AMERICA INSURANCE	2	0	0%	1	0	0%
Total	2	0	0% ▼	1	0	0% ▼
TOKIO MARINE INSURANCE Group Total	2	0	0% ▼	1	0	0% ▼

Maine Workers' Compensation Board
 Lost Time FROI Filing Benchmark: 85%
 Initial Indemnity Payment Benchmark: 87%

▲ Indicates benchmark met or exceeded
 ▼ Indicates benchmark not met

INSURANCE GROUP COMPLIANCE
Lost Time FROI and Initial Indemnity Payments
Annual
1/1/2022 - 12/31/2022

Insurance Company	Total Lost Time FROIs Filed	Lost Time FROIs Filed Timely	Compliance Percentage	Total Initial Indemnity Payments Made	Initial Indemnity Payments Made Timely	Compliance Percentage
TRAVELERS INSURANCE	FROIs Filed	Timely FROIs	Compliance	Payments Made	Timely Payments	Compliance
CA072 CHARTER OAK FIRE INSURANCE	75	22	29%	53	41	77%
CA164 FARMINGTON CASUALTY	6	2	33%	3	1	33%
CA284 PHOENIX INSURANCE	3	1	33%	3	1	33%
CA306 STANDARD FIRE INSURANCE	71	33	46%	34	31	91%
CA347 TRAVELERS CASUALTY & SURETY	6	3	50%	4	1	25%
CA348 TRAVELERS CASUALTY INSURANCE COMPANY OF AMERICA	10	1	10%	9	7	78%
CA349 TRAVELERS COMMERCIAL CASUALTY	11	2	18%	12	11	92%
CA343 TRAVELERS INDEMNITY COMPANY	1	1	100%	No Filings	No Filings	No Filings
CA346 TRAVELERS INDEMNITY COMPANY OF AMERICA	3	1	33%	2	2	100%
CA345 TRAVELERS PROPERTY CASUALTY INSURANCE	12	3	25%	7	6	86%
Total	198	69	35% ▼	127	101	80% ▼
TRAVELERS INSURANCE TPA Administered Claims						
CA110 CONSTITUTION STATE SERVICES	6	1	17%	3	1	33%
CA117 COTTINGHAM & BUTLER CLAIMS SERVICES	No Filings	No Filings	No Filings	1	1	100%
CA190 GALLAGHER BASSETT SERVICES	1	1	100%	1	1	100%
CA300 SEDGWICK CLAIMS MANAGEMENT SERVICES	4	3	75%	3	3	100%
TPA Total	11	5	45% ▼	8	6	75% ▼
TRAVELERS INSURANCE Group Total	209	74	35% ▼	135	107	79% ▼
TYSON FOODS INC	FROIs Filed	Timely FROIs	Compliance	Payments Made	Timely Payments	Compliance
CA435 TYSON FOODS INC	7	1	14%	2	2	100%
Total	7	1	14% ▼	2	2	100% ▲
TYSON FOODS INC Group Total	7	1	14% ▼	2	2	100% ▲
UTICA MUTUAL INSURANCE	FROIs Filed	Timely FROIs	Compliance	Payments Made	Timely Payments	Compliance
CA324 UTICA MUTUAL INSURANCE	3	2	67%	2	2	100%
Total	3	2	67% ▼	2	2	100% ▲
UTICA MUTUAL INSURANCE Group Total	3	2	67% ▼	2	2	100% ▲
VANLINER INSURANCE	FROIs Filed	Timely FROIs	Compliance	Payments Made	Timely Payments	Compliance
CA379 VANLINER INSURANCE	9	7	78%	4	3	75%
Total	9	7	78% ▼	4	3	75% ▼
VANLINER INSURANCE Group Total	9	7	78% ▼	4	3	75% ▼
WALMART CLAIMS SERVICES	FROIs Filed	Timely FROIs	Compliance	Payments Made	Timely Payments	Compliance
CA100 WALMART CLAIMS SERVICES	385	369	96%	22	22	100%
Total	385	369	96% ▲	22	22	100% ▲
WALMART CLAIMS SERVICES Group Total	385	369	96% ▲	22	22	100% ▲

Maine Workers' Compensation Board
Lost Time FROI Filing Benchmark: 85%
Initial Indemnity Payment Benchmark: 87%

▲ Indicates benchmark met or exceeded
▼ Indicates benchmark not met

INSURANCE GROUP COMPLIANCE
Lost Time FROI and Initial Indemnity Payments
Annual
1/1/2022 - 12/31/2022

Insurance Company	Total Lost Time FROIs Filed	Lost Time FROIs Filed Timely	Compliance Percentage	Total Initial Indemnity Payments Made	Initial Indemnity Payments Made Timely	Compliance Percentage
XL INSURANCE	FROIs Filed	Timely FROIs	Compliance	Payments Made	Timely Payments	Compliance
CA384 XL INSURANCE	*	*	*	*	*	*
Total	*	*	*	*	*	*
XL INSURANCE TPA Administered Claims						
CA040 BROADSPIRE SERVICES	4	1	25%	1	1	100%
CA116 CORVEL ENTERPRISE COMP	1	0	0%	No Filings	No Filings	No Filings
CA117 COTTINGHAM & BUTLER CLAIMS SERVICES	4	3	75%	2	0	0%
CA160 ESIS	2	0	0%	1	0	0%
CA190 GALLAGHER BASSETT SERVICES	15	13	87%	4	3	75%
CA300 SEDGWICK CLAIMS MANAGEMENT SERVICES	29	22	76%	6	5	83%
TPA Total	55	39	71% ▼	14	9	64% ▼
XL INSURANCE Group Total	55	39	71% ▼	14	9	64% ▼
YORK RISK SERVICES	FROIs Filed	Timely FROIs	Compliance	Payments Made	Timely Payments	Compliance
CA340 YORK RISK SERVICES	2	2	100%	No Filings	No Filings	No Filings
Total	2	2	100% ▲	No Filings	No Filings	No Filings
YORK RISK SERVICES Group Total	2	2	100% ▲	No Filings	No Filings	No Filings
ZURICH INSURANCE	FROIs Filed	Timely FROIs	Compliance	Payments Made	Timely Payments	Compliance
CA021 AMERICAN GUARANTEE & LIABILITY	9	8	89%	4	4	100%
CA022 AMERICAN ZURICH	87	68	78%	20	18	90%
CA400 ZURICH AMERICAN INSURANCE	31	18	58%	12	9	75%
Total	127	94	74% ▼	36	31	86% ▼
ZURICH INSURANCE TPA Administered Claims						
CA040 BROADSPIRE SERVICES	7	2	29%	4	4	100%
CA080 CHESTERFIELD SERVICES	2	1	50%	2	2	100%
CA116 CORVEL ENTERPRISE COMP	44	22	50%	18	14	78%
CA117 COTTINGHAM & BUTLER CLAIMS SERVICES	9	7	78%	7	3	43%
CA417 CREATIVE RISK SOLUTIONS	3	0	0%	3	3	100%
CA160 ESIS	4	2	50%	3	1	33%
CA190 GALLAGHER BASSETT SERVICES	96	76	79%	30	22	73%
CA300 SEDGWICK CLAIMS MANAGEMENT SERVICES	34	29	85%	4	3	75%
TPA Total	199	139	70% ▼	71	52	73% ▼
ZURICH INSURANCE Group Total	326	233	71% ▼	107	83	78% ▼

INSURANCE GROUP COMPLIANCE
Initial MOP and Initial Indemnity NOC Filings
Annual 2022
1/1/2022 - 12/31/2022

Insurance Company	Total Initial MOPs Filed	Initial MOPs Filed Timely	Compliance Percentage	Total Initial Indemnity NOCs Filed	Initial Indemnity NOCs Filed Timely	Compliance Percentage
ACADIA INSURANCE	MOPs Filed	Timely MOPs	Compliance	NOCs Filed	Timely NOCs	Compliance
CA010 ACADIA INSURANCE	75	69	92%	32	28	88%
Total	75	69	92% ▲	32	28	88% ▼
ACADIA INSURANCE Group Total	75	69	92% ▲	32	28	88% ▼
ACCIDENT FUND INSURANCE	MOPs Filed	Timely MOPs	Compliance	NOCs Filed	Timely NOCs	Compliance
ACCIDENT FUND INSURANCE	*	*	*	*	*	*
Total	*	*	*	*	*	*
ACCIDENT FUND INSURANCE TPA Administered Claims						
CA190 GALLAGHER BASSETT SERVICES	4	1	25%	7	7	100%
TPA Total	4	1	25% ▼	7	7	100% ▲
ACCIDENT FUND INSURANCE Group Total	4	1	25% ▼	7	7	100% ▲
ACUITY MUTUAL INSURANCE	MOPs Filed	Timely MOPs	Compliance	NOCs Filed	Timely NOCs	Compliance
CA418 ACUITY MUTUAL INSURANCE	2	2	100%	1	1	100%
Total	2	2	100% ▲	1	1	100% ▲
ACUITY MUTUAL INSURANCE Group Total	2	2	100% ▲	1	1	100% ▲
AIG INSURANCE	MOPs Filed	Timely MOPs	Compliance	NOCs Filed	Timely NOCs	Compliance
CA015 AIG CLAIMS, INC	2	2	100%	2	2	100%
Total	2	2	100% ▲	2	2	100% ▲
AIG INSURANCE TPA Administered Claims						
CA040 BROADSPIRE SERVICES	7	4	57%	2	2	100%
CA070 CANNON COCHRAN MANAGEMENT SERVICES	No Filings	No Filings	No Filings	No Filings	No Filings	No Filings
CA116 CORVEL ENTERPRISE COMP	4	1	25%	3	2	67%
CA117 COTTINGHAM & BUTLER CLAIMS SERVICES	No Filings	No Filings	No Filings	No Filings	No Filings	No Filings
CA160 ESIS	22	3	14%	No Filings	No Filings	No Filings
CA190 GALLAGHER BASSETT SERVICES	31	24	77%	17	17	100%
CA204 HELMSMAN MANAGEMENT SERVICES	9	7	78%	53	48	91%
CA300 SEDGWICK CLAIMS MANAGEMENT SERVICES	272	258	95%	83	79	95%
TPA Total	345	297	86% ▲	158	148	94% ▲
AIG INSURANCE Group Total	347	299	86% ▲	160	150	94% ▲
AIM MUTUAL GROUP	MOPs Filed	Timely MOPs	Compliance	NOCs Filed	Timely NOCs	Compliance
CA472 AIM MUTUAL INSURANCE	15	13	87%	5	5	100%
Total	15	13	87% ▲	5	5	100% ▲
AIM MUTUAL GROUP Group Total	15	13	87% ▲	5	5	100% ▲

INSURANCE GROUP COMPLIANCE
Initial MOP and Initial Indemnity NOC Filings
Annual 2022
1/1/2022 - 12/31/2022

Insurance Company	Total Initial MOPs Filed	Initial MOPs Filed Timely	Compliance Percentage	Total Initial Indemnity NOCs Filed	Initial Indemnity NOCs Filed Timely	Compliance Percentage
AMERICAN FINANCIAL GROUP	MOPs Filed	Timely MOPs	Compliance	NOCs Filed	Timely NOCs	Compliance
CA192 GREAT AMERICAN ALLIANCE INSURANCE	2	0	0%	No Filings	No Filings	No Filings
CA193 GREAT AMERICAN INSURANCE	2	0	0%	No Filings	No Filings	No Filings
CA267 NATIONAL INTERSTATE INSURANCE	7	7	100%	5	5	100%
CA494 TRIUMPHE CASUALTY	1	1	100%	No Filings	No Filings	No Filings
Total	12	8	67% ▼	5	5	100% ▲
AMERICAN FINANCIAL GROUP TPA Administered Claims						
CA323 THE AMERICAN EQUITY UNDERWRITERS	No Filings	No Filings	No Filings	No Filings	No Filings	No Filings
TPA Total	No Filings	No Filings	No Filings	No Filings	No Filings	No Filings
AMERICAN FINANCIAL GROUP Group Total	12	8	67% ▼	5	5	100% ▲
AMERISURE INSURANCE	MOPs Filed	Timely MOPs	Compliance	NOCs Filed	Timely NOCs	Compliance
CA013 AMERISURE INSURANCE	*	*	*	*	*	*
Total	*	*	*	*	*	*
AMERISURE INSURANCE TPA Administered Claims						
CA190 GALLAGHER BASSETT SERVICES	1	1	100%	No Filings	No Filings	No Filings
TPA Total	1	1	100% ▲	No Filings	No Filings	No Filings
AMERISURE INSURANCE Group Total	1	1	100% ▲	No Filings	No Filings	No Filings
AMTRUST INSURANCE	MOPs Filed	Timely MOPs	Compliance	NOCs Filed	Timely NOCs	Compliance
CA437 AMTRUST NORTH AMERICA	5	2	40%	1	1	100%
CA342 TECHNOLOGY INSURANCE	19	8	42%	3	2	67%
CA381 WESCO INSURANCE	27	10	37%	7	3	43%
Total	51	20	39% ▼	11	6	55% ▼
AMTRUST INSURANCE Group Total	51	20	39% ▼	11	6	55% ▼
ARCH INSURANCE	MOPs Filed	Timely MOPs	Compliance	NOCs Filed	Timely NOCs	Compliance
ARCH INSURANCE	*	*	*	*	*	*
Total	*	*	*	*	*	*
ARCH INSURANCE TPA Administered Claims						
CA040 BROADSPIRE SERVICES	7	7	100%	2	2	100%
CA070 CANNON COCHRAN MANAGEMENT SERVICES	8	7	88%	2	2	100%
CA116 CORVEL ENTERPRISE COMP	3	2	67%	8	7	88%
CA117 COTTINGHAM & BUTLER CLAIMS SERVICES	6	4	67%	2	0	0%
CA160 ESIS	1	0	0%	No Filings	No Filings	No Filings
CA190 GALLAGHER BASSETT SERVICES	7	4	57%	3	3	100%
CA300 SEDGWICK CLAIMS MANAGEMENT SERVICES	5	4	80%	5	4	80%
TPA Total	37	28	76% ▼	22	18	82% ▼
ARCH INSURANCE Group Total	37	28	76% ▼	22	18	82% ▼

INSURANCE GROUP COMPLIANCE
Initial MOP and Initial Indemnity NOC Filings
Annual 2022
1/1/2022 - 12/31/2022

Insurance Company	Total Initial MOPs Filed	Initial MOPs Filed Timely	Compliance Percentage	Total Initial Indemnity NOCs Filed	Initial Indemnity NOCs Filed Timely	Compliance Percentage
ARGONAUT INS GROUP	MOPs Filed	Timely MOPs	Compliance	NOCs Filed	Timely NOCs	Compliance
CA020 ARGONAUT INSURANCE	2	2	100%	No Filings	No Filings	No Filings
Total	2	2	100% ▲	No Filings	No Filings	No Filings
ARGONAUT INS GROUP Group Total	2	2	100% ▲	No Filings	No Filings	No Filings
BATH IRON WORKS	MOPs Filed	Timely MOPs	Compliance	NOCs Filed	Timely NOCs	Compliance
CA036 BATH IRON WORKS	42	41	98%	5	5	100%
Total	42	41	98% ▲	5	5	100% ▲
BATH IRON WORKS Group Total	42	41	98% ▲	5	5	100% ▲
BERKLEY CASUALTY	MOPs Filed	Timely MOPs	Compliance	NOCs Filed	Timely NOCs	Compliance
CA485 BERKLEY CASUALTY	4	0	0%	No Filings	No Filings	No Filings
Total	4	0	0% ▼	No Filings	No Filings	No Filings
BERKLEY CASUALTY Group Total	4	0	0% ▼	No Filings	No Filings	No Filings
BERKSHIRE HATHAWAY GROUP	MOPs Filed	Timely MOPs	Compliance	NOCs Filed	Timely NOCs	Compliance
CA037 BERKSHIRE HATHAWAY DIRECT INSURANCE	No Filings	No Filings	No Filings	No Filings	No Filings	No Filings
CA114 BERKSHIRE HATHAWAY HOMESTATE INSURANCE	6	0	0%	No Filings	No Filings	No Filings
CA474 NATIONAL LIABILITY AND FIRE INSURANCE	2	0	0%	No Filings	No Filings	No Filings
Total	8	0	0% ▼	No Filings	No Filings	No Filings
BERKSHIRE HATHAWAY GROUP TPA Administered Claims						
CA190 GALLAGHER BASSETT SERVICES	1	0	0%	No Filings	No Filings	No Filings
TPA Total	1	0	0% ▼	No Filings	No Filings	No Filings
BERKSHIRE HATHAWAY GROUP Group Total	9	0	0% ▼	No Filings	No Filings	No Filings
BROADSPIRE SERVICES	MOPs Filed	Timely MOPs	Compliance	NOCs Filed	Timely NOCs	Compliance
CA040 BROADSPIRE SERVICES	50	33	66%	29	24	83%
Total	50	33	66% ▼	29	24	83% ▼
BROADSPIRE SERVICES Group Total	50	33	66% ▼	29	24	83% ▼
CANNON COCHRAN MANAGEMENT SERVICES	MOPs Filed	Timely MOPs	Compliance	NOCs Filed	Timely NOCs	Compliance
CA070 CANNON COCHRAN MANAGEMENT SERVICES	78	52	67%	33	31	94%
Total	78	52	67% ▼	33	31	94% ▲
CANNON COCHRAN MANAGEMENT SERVICES Group Total	78	52	67% ▼	33	31	94% ▲

INSURANCE GROUP COMPLIANCE
Initial MOP and Initial Indemnity NOC Filings
Annual 2022
1/1/2022 - 12/31/2022

Insurance Company	Total Initial MOPs Filed	Initial MOPs Filed Timely	Compliance Percentage	Total Initial Indemnity NOCs Filed	Initial Indemnity NOCs Filed Timely	Compliance Percentage
CAROLINA CASUALTY INSURANCE	MOPs Filed	Timely MOPs	Compliance	NOCs Filed	Timely NOCs	Compliance
CAROLINA CASUALTY INSURANCE CO	*	*	*	*	*	*
Total	*	*	*	*	*	*
CAROLINA CASUALTY INSURANCE TPA Administered Claims						
CA485 BERKLEY CASUALTY COMPANY	3	0	0%	No Filings	No Filings	No Filings
CA190 GALLAGHER BASSETT SERVICES	6	5	83%	5	5	100%
TPA Total	9	5	56% ▼	5	5	100% ▲
CAROLINA CASUALTY INSURANCE Group Total	9	5	56% ▼	5	5	100% ▲
CHESTERFIELD SERVICES	MOPs Filed	Timely MOPs	Compliance	NOCs Filed	Timely NOCs	Compliance
CA080 CHESTERFIELD SERVICES	2	2	100%	No Filings	No Filings	No Filings
Total	2	2	100% ▲	No Filings	No Filings	No Filings
CHESTERFIELD SERVICES Group Total	2	2	100% ▲	No Filings	No Filings	No Filings
CHUBB INSURANCE	MOPs Filed	Timely MOPs	Compliance	NOCs Filed	Timely NOCs	Compliance
ACE AMERICAN INSURANCE COMPANY	*	*	*	*	*	*
ACE INSURANCE	*	*	*	*	*	*
CA046 CHUBB INSURANCE	*	*	*	*	*	*
CA090 FEDERAL INSURANCE	*	*	*	*	*	*
INDEMNITY INS CO OF NORTH AMERICA	*	*	*	*	*	*
PACIFIC INDEMNITY CO	*	*	*	*	*	*
Total	*	*	*	*	*	*
CHUBB INSURANCE TPA Administered Claims						
CA040 BROADSPIRE SERVICES	1	1	100%	1	1	100%
CA070 CANNON COCHRAN MANAGEMENT SERVICES	3	2	67%	1	1	100%
CA110 CONSTITUTION STATE SERVICES	12	9	75%	6	5	83%
CA116 CORVEL ENTERPRISE COMP	5	4	80%	22	16	73%
CA117 COTTINGHAM & BUTLER CLAIMS SERVICES	1	1	100%	No Filings	No Filings	No Filings
CA160 ESIS	38	13	34%	3	3	100%
CA190 GALLAGHER BASSETT SERVICES	70	48	69%	30	26	87%
CA204 HELMSMAN MANAGEMENT SERVICES	1	0	0%	No Filings	No Filings	No Filings
CA295 RYDER SERVICES	No Filings	No Filings	No Filings	No Filings	No Filings	No Filings
CA300 SEDGWICK CLAIMS MANAGEMENT SERVICES	65	59	91%	56	53	95%
CA340 YORK RISK SERVICES	No Filings	No Filings	No Filings	No Filings	No Filings	No Filings
TPA Total	196	137	70% ▼	119	105	88% ▼
CHUBB INSURANCE Group Total	196	137	70% ▼	119	105	88% ▼

INSURANCE GROUP COMPLIANCE
Initial MOP and Initial Indemnity NOC Filings
Annual 2022
1/1/2022 - 12/31/2022

Insurance Company	Total Initial MOPs Filed	Initial MOPs Filed Timely	Compliance Percentage	Total Initial Indemnity NOCs Filed	Initial Indemnity NOCs Filed Timely	Compliance Percentage
CHURCH MUTUAL INSURANCE	MOPs Filed	Timely MOPs	Compliance	NOCs Filed	Timely NOCs	Compliance
CA084 CHURCH MUTUAL INSURANCE	*	*	*	*	*	*
Total	*	*	*	*	*	*
CHURCH MUTUAL INSURANCE TPA Administered Claims						
CA160 ESIS	3	2	67%	No Filings	No Filings	No Filings
CA190 GALLAGHER BASSETT SERVICES	1	0	0%	No Filings	No Filings	No Filings
TPA Total	4	2	50% ▼	No Filings	No Filings	No Filings
CHURCH MUTUAL INSURANCE Group Total	4	2	50% ▼	No Filings	No Filings	No Filings
CIANBRO CORPORATION	MOPs Filed	Timely MOPs	Compliance	NOCs Filed	Timely NOCs	Compliance
CA085 CIANBRO CORPORATION	1	1	100%	No Filings	No Filings	No Filings
Total	1	1	100% ▲	No Filings	No Filings	No Filings
CIANBRO CORPORATION Group Total	1	1	100% ▲	No Filings	No Filings	No Filings
CINCINNATI FINANCIAL GROUP	MOPs Filed	Timely MOPs	Compliance	NOCs Filed	Timely NOCs	Compliance
CA438 CINCINNATI INSURANCE	1	0	0%	4	3	75%
Total	1	0	0% ▼	4	3	75% ▼
CINCINNATI FINANCIAL GROUP Group Total	1	0	0% ▼	4	3	75% ▼
CNA INSURANCE	MOPs Filed	Timely MOPs	Compliance	NOCs Filed	Timely NOCs	Compliance
CA083 CNA CLAIMS PLUS	5	5	100%	No Filings	No Filings	No Filings
CA050 CONTINENTAL CASUALTY	1	1	100%	No Filings	No Filings	No Filings
CA271 NATIONAL FIRE INSURANCE	3	3	100%	No Filings	No Filings	No Filings
CA087 THE CONTINENTAL INSURANCE	7	5	71%	2	1	50%
CA314 TRANSPORTATION INSURANCE	3	3	100%	No Filings	No Filings	No Filings
Total	19	17	89% ▲	2	1	50% ▼
CNA INSURANCE TPA Administered Claims						
CA040 BROADSPIRE SERVICES	2	2	100%	3	3	100%
CA116 CORVEL ENTERPRISE COMP	No Filings	No Filings	No Filings	1	0	0%
CA190 GALLAGHER BASSETT SERVICES	No Filings	No Filings	No Filings	No Filings	No Filings	No Filings
TPA Total	2	2	100% ▲	4	3	75% ▼
CNA INSURANCE Group Total	21	19	90% ▲	6	4	67% ▼
CONSTITUTION STATE SERVICES	MOPs Filed	Timely MOPs	Compliance	NOCs Filed	Timely NOCs	Compliance
CA110 CONSTITUTION STATE SERVICES	21	13	62%	9	7	78%
Total	21	13	62% ▼	9	7	78% ▼
CONSTITUTION STATE SERVICES Group Total	21	13	62% ▼	9	7	78% ▼

INSURANCE GROUP COMPLIANCE
Initial MOP and Initial Indemnity NOC Filings
Annual 2022
1/1/2022 - 12/31/2022

Insurance Company	Total Initial MOPs Filed	Initial MOPs Filed Timely	Compliance Percentage	Total Initial Indemnity NOCs Filed	Initial Indemnity NOCs Filed Timely	Compliance Percentage
CONTINENTAL INDEMNITY	MOPs Filed	Timely MOPs	Compliance	NOCs Filed	Timely NOCs	Compliance
CA115 CONTINENTAL INDEMNITY	1	1	100%	No Filings	No Filings	No Filings
Total	1	1	100% ▲	No Filings	No Filings	No Filings
CONTINENTAL INDEMNITY Group Total	1	1	100% ▲	No Filings	No Filings	No Filings
CONTINENTAL WESTERN INSURANCE	MOPs Filed	Timely MOPs	Compliance	NOCs Filed	Timely NOCs	Compliance
CA073 CONTINENTAL WESTERN INSURANCE	No Filings	No Filings	No Filings	No Filings	No Filings	No Filings
Total	No Filings	No Filings	No Filings	No Filings	No Filings	No Filings
CONTINENTAL WESTERN INSURANCE Group Total	No Filings	No Filings	No Filings	No Filings	No Filings	No Filings
CORVEL ENTERPRISE COMP	MOPs Filed	Timely MOPs	Compliance	NOCs Filed	Timely NOCs	Compliance
CA116 CORVEL ENTERPRISE COMP	58	38	66%	64	47	73%
Total	58	38	66% ▼	64	47	73% ▼
CORVEL ENTERPRISE COMP Group Total	58	38	66% ▼	64	47	73% ▼
COTTINGHAM & BUTLER CLAIMS SERVICES	MOPs Filed	Timely MOPs	Compliance	NOCs Filed	Timely NOCs	Compliance
CA117 COTTINGHAM & BUTLER CLAIMS SERVICES	23	8	35%	4	1	25%
Total	23	8	35% ▼	4	1	25% ▼
COTTINGHAM & BUTLER CLAIMS SERVICES Group Total	23	8	35% ▼	4	1	25% ▼
CREATIVE RISK SOLUTIONS	MOPs Filed	Timely MOPs	Compliance	NOCs Filed	Timely NOCs	Compliance
CA417 CREATIVE RISK SOLUTIONS	3	2	67%	No Filings	No Filings	No Filings
Total	3	2	67% ▼	No Filings	No Filings	No Filings
CREATIVE RISK SOLUTIONS Group Total	3	2	67% ▼	No Filings	No Filings	No Filings
CROSS INSURANCE	MOPs Filed	Timely MOPs	Compliance	NOCs Filed	Timely NOCs	Compliance
CA093 CROSS INSURANCE	414	394	95%	526	524	100%
Total	414	394	95% ▲	526	524	100% ▲
CROSS INSURANCE Group Total	414	394	95% ▲	526	524	100% ▲
EASTERN ALLIANCE INSURANCE	MOPs Filed	Timely MOPs	Compliance	NOCs Filed	Timely NOCs	Compliance
CA141 EASTERN ALLIANCE INSURANCE	83	66	80%	17	15	88%
Total	83	66	80% ▼	17	15	88% ▼
EASTERN ALLIANCE INSURANCE Group Total	83	66	80% ▼	17	15	88% ▼
ELECTRIC INSURANCE	MOPs Filed	Timely MOPs	Compliance	NOCs Filed	Timely NOCs	Compliance
CA150 ELECTRIC INSURANCE	*	*	*	*	*	*
Total	*	*	*	*	*	*
ELECTRIC INSURANCE TPA Administered Claims						
CA300 SEDGWICK CLAIMS MANAGEMENT SERVICES	12	9	75%	2	2	100%
TPA Total	12	9	75% ▼	2	2	100% ▲
ELECTRIC INSURANCE Group Total	12	9	75% ▼	2	2	100% ▲

INSURANCE GROUP COMPLIANCE
Initial MOP and Initial Indemnity NOC Filings
Annual 2022
1/1/2022 - 12/31/2022

Insurance Company	Total Initial MOPs Filed	Initial MOPs Filed Timely	Compliance Percentage	Total Initial Indemnity NOCs Filed	Initial Indemnity NOCs Filed Timely	Compliance Percentage
EMPLOYERS HOLDING GROUP	MOPs Filed	Timely MOPs	Compliance	NOCs Filed	Timely NOCs	Compliance
CA480 EMPLOYERS ASSURANCE COMPANY	No Filings	No Filings	No Filings	1	0	0%
CA481 EMPLOYERS COMPENSATION INSURANCE	1	0	0%	1	0	0%
CA479 EMPLOYERS PREFERRED INSURANCE	1	1	100%	3	1	33%
Total	2	1	50% ▼	5	1	20% ▼
EMPLOYERS HOLDING GROUP Group Total	2	1	50% ▼	5	1	20% ▼
ESIS	MOPs Filed	Timely MOPs	Compliance	NOCs Filed	Timely NOCs	Compliance
CA160 ESIS	73	19	26%	7	4	57%
Total	73	19	26% ▼	7	4	57% ▼
ESIS Group Total	73	19	26% ▼	7	4	57% ▼
EVEREST REINS HOLDINGS GROUP	MOPs Filed	Timely MOPs	Compliance	NOCs Filed	Timely NOCs	Compliance
EVEREST REINS HOLDINGS	*	*	*	*	*	*
Total	*	*	*	*	*	*
EVEREST REINS HOLDINGS GROUP TPA Administered Claims						
CA190 GALLAGHER BASSETT SERVICES	2	2	100%	5	5	100%
CA300 SEDGWICK CLAIMS MANAGEMENT SERVICES	No Filings	No Filings	No Filings	3	3	100%
TPA Total	2	2	100% ▲	8	8	100% ▲
EVEREST REINS HOLDINGS GROUP Group Total	2	2	100% ▲	8	8	100% ▲
FAIRFAX FINANCIAL GROUP	MOPs Filed	Timely MOPs	Compliance	NOCs Filed	Timely NOCs	Compliance
CA257 NORTH RIVER INSURANCE	*	*	*	*	*	*
CA375 UNITED STATES FIRE INSURANCE	No Filings	No Filings	No Filings	No Filings	No Filings	No Filings
Total	No Filings	No Filings	No Filings	No Filings	No Filings	No Filings
FAIRFAX FINANCIAL GROUP TPA Administered Claims						
CA040 BROADSPIRE SERVICES	2	1	50%	7	6	86%
TPA Total	2	1	50% ▼	7	6	86% ▼
FAIRFAX FINANCIAL GROUP Group Total	2	1	50% ▼	7	6	86% ▼
FEDERATED MUTUAL INSURANCE	MOPs Filed	Timely MOPs	Compliance	NOCs Filed	Timely NOCs	Compliance
CA091 FEDERATED MUTUAL INSURANCE	5	2	40%	2	1	50%
Total	5	2	40% ▼	2	1	50% ▼
FEDERATED MUTUAL INSURANCE Group Total	5	2	40% ▼	2	1	50% ▼
FRANKENMUTH INSURANCE	MOPs Filed	Timely MOPs	Compliance	NOCs Filed	Timely NOCs	Compliance
CA095 FRANKENMUTH INSURANCE	1	1	100%	No Filings	No Filings	No Filings
Total	1	1	100% ▲	No Filings	No Filings	No Filings
FRANKENMUTH INSURANCE Group Total	1	1	100% ▲	No Filings	No Filings	No Filings

INSURANCE GROUP COMPLIANCE
Initial MOP and Initial Indemnity NOC Filings
Annual 2022
1/1/2022 - 12/31/2022

Insurance Company	Total Initial MOPs Filed	Initial MOPs Filed Timely	Compliance Percentage	Total Initial Indemnity NOCs Filed	Initial Indemnity NOCs Filed Timely	Compliance Percentage
FUTURECOMP	MOPs Filed	Timely MOPs	Compliance	NOCs Filed	Timely NOCs	Compliance
CA175 FUTURECOMP	25	22	88%	39	38	97%
Total	25	22	88% ▲	39	38	97% ▲
FUTURECOMP Group Total	25	22	88% ▲	39	38	97% ▲
GALLAGHER BASSETT SERVICES	MOPs Filed	Timely MOPs	Compliance	NOCs Filed	Timely NOCs	Compliance
CA190 GALLAGHER BASSETT SERVICES	268	179	67%	121	112	93%
Total	268	179	67% ▼	121	112	93% ▲
GALLAGHER BASSETT SERVICES Group Total	268	179	67% ▼	121	112	93% ▲
GREAT DIVIDE INSURANCE	MOPs Filed	Timely MOPs	Compliance	NOCs Filed	Timely NOCs	Compliance
CA189 GREAT DIVIDE INSURANCE	No Filings	No Filings	No Filings	No Filings	No Filings	No Filings
Total	No Filings	No Filings	No Filings	No Filings	No Filings	No Filings
GREAT DIVIDE INSURANCE Group Total	No Filings	No Filings	No Filings	No Filings	No Filings	No Filings
GUARD INSURANCE	MOPs Filed	Timely MOPs	Compliance	NOCs Filed	Timely NOCs	Compliance
CA019 AMGUARD INSURANCE	5	1	20%	No Filings	No Filings	No Filings
CA140 EASTGUARD INSURANCE	1	1	100%	No Filings	No Filings	No Filings
CA272 NORGUARD INSURANCE	No Filings	No Filings	No Filings	2	1	50%
Total	6	2	33% ▼	2	1	50% ▼
GUARD INSURANCE Group Total	6	2	33% ▼	2	1	50% ▼
HANNAFORD BROTHERS	MOPs Filed	Timely MOPs	Compliance	NOCs Filed	Timely NOCs	Compliance
CA496 DELHAIZE AMERICA LLC	60	48	80%	11	9	82%
CA201 HANNAFORD BROTHERS	56	44	79%	32	29	91%
Total	116	92	79% ▼	43	38	88% ▼
HANNAFORD BROTHERS Group Total	116	92	79% ▼	43	38	88% ▼
HANOVER INSURANCE	MOPs Filed	Timely MOPs	Compliance	NOCs Filed	Timely NOCs	Compliance
CA430 ALLMERICA FINANCIAL ALLIANCE	1	1	100%	No Filings	No Filings	No Filings
CA428 ALLMERICA FINANCIAL BENEFIT INSURANCE	No Filings	No Filings	No Filings	No Filings	No Filings	No Filings
CA048 CITIZENS INSURANCE COMPANY OF AMERICA	2	1	50%	1	1	100%
CA429 HANOVER AMERICAN INSURANCE	3	3	100%	2	1	50%
CA202 HANOVER INSURANCE	2	1	50%	3	3	100%
CA228 MASSACHUSETTS BAY INSURANCE	2	0	0%	No Filings	No Filings	No Filings
Total	10	6	60% ▼	6	5	83% ▼
HANOVER INSURANCE TPA Administered Claims						
CA300 SEDGWICK CLAIMS MANAGEMENT SERVICES	No Filings	No Filings	No Filings	No Filings	No Filings	No Filings
TPA Total	No Filings	No Filings	No Filings	No Filings	No Filings	No Filings
HANOVER INSURANCE Group Total	10	6	60% ▼	6	5	83% ▼

INSURANCE GROUP COMPLIANCE
Initial MOP and Initial Indemnity NOC Filings
Annual 2022
1/1/2022 - 12/31/2022

Insurance Company	Total Initial MOPs Filed	Initial MOPs Filed Timely	Compliance Percentage	Total Initial Indemnity NOCs Filed	Initial Indemnity NOCs Filed Timely	Compliance Percentage
HARTFORD INSURANCE	MOPs Filed	Timely MOPs	Compliance	NOCs Filed	Timely NOCs	Compliance
CA188 HARTFORD ACCIDENT & INDEMNITY	2	1	50%	1	1	100%
CA185 HARTFORD CASUALTY INSURANCE	5	5	100%	2	2	100%
CA203 HARTFORD FIRE INSURANCE	6	6	100%	4	4	100%
CA186 HARTFORD INSURANCE COMPANY OF THE MIDWEST	2	2	100%	2	2	100%
CA187 HARTFORD UNDERWRITERS INSURANCE	4	3	75%	7	6	86%
CA288 PROPERTY & CASUALTY INSURANCE COMPANY OF HARTFORD	11	9	82%	8	5	63%
CA296 SENTINEL INSURANCE	No Filings	No Filings	No Filings	1	1	100%
CA319 TRUMBULL INSURANCE	5	2	40%	1	1	100%
CA321 TWIN CITY FIRE INSURANCE	5	3	60%	5	5	100%
Total	40	31	78% ▼	31	27	87% ▼
HARTFORD INSURANCE TPA Administered Claims						
CA040 BROADSPIRE SERVICES	No Filings	No Filings	No Filings	1	0	0%
CA070 CANNON COCHRAN MANAGEMENT SERVICES	5	3	60%	3	3	100%
CA116 CORVEL ENTERPRISE COMP	No Filings	No Filings	No Filings	No Filings	No Filings	No Filings
CA190 GALLAGHER BASSETT SERVICES	No Filings	No Filings	No Filings	No Filings	No Filings	No Filings
CA300 SEDGWICK CLAIMS MANAGEMENT SERVICES	1	1	100%	1	1	100%
TPA Total	6	4	67% ▼	5	4	80% ▼
HARTFORD INSURANCE Group Total	46	35	76% ▼	36	31	86% ▼
HELMSMAN MANAGEMENT SERVICES	MOPs Filed	Timely MOPs	Compliance	NOCs Filed	Timely NOCs	Compliance
CA204 HELMSMAN MANAGEMENT SERVICES	18	11	61%	63	58	92%
Total	18	11	61% ▼	63	58	92% ▲
HELMSMAN MANAGEMENT SERVICES Group Total	18	11	61% ▼	63	58	92% ▲
HOUSTON INT INS GROUP	MOPs Filed	Timely MOPs	Compliance	NOCs Filed	Timely NOCs	Compliance
IMPERIUM INSURANCE	*	*	*	*	*	*
Total	*	*	*	*	*	*
HOUSTON INT INS GROUP TPA Administered Claims						
CA190 GALLAGHER BASSETT SERVICES	1	1	100%	1	1	100%
TPA Total	1	1	100% ▲	1	1	100% ▲
HOUSTON INT INS GROUP Group Total	1	1	100% ▲	1	1	100% ▲

INSURANCE GROUP COMPLIANCE
Initial MOP and Initial Indemnity NOC Filings
Annual 2022
1/1/2022 - 12/31/2022

Insurance Company	Total Initial MOPs Filed	Initial MOPs Filed Timely	Compliance Percentage	Total Initial Indemnity NOCs Filed	Initial Indemnity NOCs Filed Timely	Compliance Percentage
LIBERTY MUTUAL INSURANCE	MOPs Filed	Timely MOPs	Compliance	NOCs Filed	Timely NOCs	Compliance
CA003 AMERICAN FIRE & CASUALTY INSURANCE	2	2	100%	No Filings	No Filings	No Filings
CA380 EMPLOYERS INSURANCE OF WAUSAU	1	1	100%	2	2	100%
CA210 LIBERTY MUTUAL INSURANCE	114	94	82%	52	45	87%
CA406 OHIO CASUALTY INSURANCE	3	2	67%	4	4	100%
CA407 OHIO SECURITY INSURANCE	6	3	50%	No Filings	No Filings	No Filings
CA408 WEST AMERICAN INSURANCE	No Filings	No Filings	No Filings	1	1	100%
Total	126	102	81% ▼	59	52	88% ▼
LIBERTY MUTUAL INSURANCE TPA Administered Claims						
CA160 ESIS	4	0	0%	2	0	0%
CA190 GALLAGHER BASSETT SERVICES	No Filings	No Filings	No Filings	No Filings	No Filings	No Filings
CA300 SEDGWICK CLAIMS MANAGEMENT SERVICES	1	1	100%	1	1	100%
TPA Total	5	1	20% ▼	3	1	33% ▼
LIBERTY MUTUAL INSURANCE Group Total	131	103	79% ▼	62	53	85% ▼
MAINE AUTOMOBILE DEALERS ASSOCIATION	MOPs Filed	Timely MOPs	Compliance	NOCs Filed	Timely NOCs	Compliance
CA220 MAINE AUTOMOBILE DEALERS ASSOCIATION	1	0	0%	1	0	0%
Total	1	0	0% ▼	1	0	0% ▼
MAINE AUTOMOBILE DEALERS ASSOCIATION Group Total	1	0	0% ▼	1	0	0% ▼
MAINE EMPLOYERS' MUTUAL INSURANCE	MOPs Filed	Timely MOPs	Compliance	NOCs Filed	Timely NOCs	Compliance
CA260 MAINE EMPLOYERS' MUTUAL INSURANCE	1287	966	75%	909	817	90%
Total	1287	966	75% ▼	909	817	90% ▲
MAINE EMPLOYERS' MUTUAL INSURANCE TPA Administered Claims						
CA116 CORVEL ENTERPRISE COMP	2	1	50%	1	1	100%
TPA Total	2	1	50% ▼	1	1	100% ▲
MAINE EMPLOYERS' MUTUAL INSURANCE Group Total	1289	967	75% ▼	910	818	90% ▲
MAINE HEALTHCARE ASSOCIATION	MOPs Filed	Timely MOPs	Compliance	NOCs Filed	Timely NOCs	Compliance
CA234 MAINE HEALTHCARE ASSOCIATION	73	69	95%	21	20	95%
Total	73	69	95% ▲	21	20	95% ▲
MAINE HEALTHCARE ASSOCIATION Group Total	73	69	95% ▲	21	20	95% ▲
MAINE MOTOR TRANSPORT ASSOCIATION	MOPs Filed	Timely MOPs	Compliance	NOCs Filed	Timely NOCs	Compliance
CA230 MAINE MOTOR TRANSPORT ASSOCIATION	19	19	100%	22	21	95%
Total	19	19	100% ▲	22	21	95% ▲
MAINE MOTOR TRANSPORT ASSOCIATION Group Total	19	19	100% ▲	22	21	95% ▲

INSURANCE GROUP COMPLIANCE
Initial MOP and Initial Indemnity NOC Filings
Annual 2022
1/1/2022 - 12/31/2022

Insurance Company	Total Initial MOPs Filed	Initial MOPs Filed Timely	Compliance Percentage	Total Initial Indemnity NOCs Filed	Initial Indemnity NOCs Filed Timely	Compliance Percentage
MAINE MUNICIPAL ASSOCIATION	MOPs Filed	Timely MOPs	Compliance	NOCs Filed	Timely NOCs	Compliance
CA225 MAINE MUNICIPAL ASSOCIATION	135	123	91%	279	269	96%
Total	135	123	91% ▲	279	269	96% ▲
MAINE MUNICIPAL ASSOCIATION Group Total	135	123	91% ▲	279	269	96% ▲
MAINE SCHOOL MANAGEMENT ASSOCIATION	MOPs Filed	Timely MOPs	Compliance	NOCs Filed	Timely NOCs	Compliance
CA250 MAINE SCHOOL MANAGEMENT ASSOCIATION	80	77	96%	38	37	97%
Total	80	77	96% ▲	38	37	97% ▲
MAINE SCHOOL MANAGEMENT ASSOCIATION Group Total	80	77	96% ▲	38	37	97% ▲
MARKEL CORP GROUP	MOPs Filed	Timely MOPs	Compliance	NOCs Filed	Timely NOCs	Compliance
STATE NATIONAL INSURANCE	*	*	*	*	*	*
Total	*	*	*	*	*	*
MARKEL CORP GROUP TPA Administered Claims						
CA070 CANNON COCHRAN MANAGEMENT SERVICES	3	1	33%	No Filings	No Filings	No Filings
CA300 SEDGWICK CLAIMS MANAGEMENT SERVICES	1	1	100%	No Filings	No Filings	No Filings
TPA Total	4	2	50% ▼	No Filings	No Filings	No Filings
MARKEL CORP GROUP Group Total	4	2	50% ▼	No Filings	No Filings	No Filings
MEADOWBROOK INSURANCE	MOPs Filed	Timely MOPs	Compliance	NOCs Filed	Timely NOCs	Compliance
CA255 MEADOWBROOK INSURANCE	6	6	100%	No Filings	No Filings	No Filings
Total	6	6	100% ▲	No Filings	No Filings	No Filings
MEADOWBROOK INSURANCE Group Total	6	6	100% ▲	No Filings	No Filings	No Filings
MITSUI SUMITOMO INS CO OF AMERICA	MOPs Filed	Timely MOPs	Compliance	NOCs Filed	Timely NOCs	Compliance
MITSUI SUMITOMO INS CO OF AMERICA	*	*	*	*	*	*
Total	*	*	*	*	*	*
MITSUI SUMITOMO INS CO OF AMERICA TPA Administered Claims						
CA070 CANNON COCHRAN MANAGEMENT SERVICES	1	1	100%	1	1	100%
TPA Total	1	1	100% ▲	1	1	100% ▲
MITSUI SUMITOMO INS CO OF AMERICA Group Total	1	1	100% ▲	1	1	100% ▲
NATIONWIDE INSURANCE	MOPs Filed	Timely MOPs	Compliance	NOCs Filed	Timely NOCs	Compliance
CA198 HARLEYSVILLE WORSTER INSURANCE	No Filings	No Filings	No Filings	No Filings	No Filings	No Filings
CA477 NATIONWIDE GENERAL INSURANCE	1	0	0%	No Filings	No Filings	No Filings
CA478 NATIONWIDE INSURANCE	1	0	0%	No Filings	No Filings	No Filings
Total	2	0	0% ▼	No Filings	No Filings	No Filings
NATIONWIDE INSURANCE Group Total	2	0	0% ▼	No Filings	No Filings	No Filings

INSURANCE GROUP COMPLIANCE
Initial MOP and Initial Indemnity NOC Filings
Annual 2022
1/1/2022 - 12/31/2022

Insurance Company	Total Initial MOPs Filed	Initial MOPs Filed Timely	Compliance Percentage	Total Initial Indemnity NOCs Filed	Initial Indemnity NOCs Filed Timely	Compliance Percentage
NEXT LEVEL ADMINISTRATOR LLC CA433 NEXT LEVEL ADMINISTRATORS LLC	MOPs Filed 6	Timely MOPs 0	Compliance 0%	NOCs Filed 1	Timely NOCs 0	Compliance 0%
Total	6	0	0% ▼	1	0	0% ▼
NEXT LEVEL ADMINISTRATOR LLC TPA Administered Claims CA070 CANNON COCHRAN MANAGEMENT SERVICES	1	0	0%	No Filings	No Filings	No Filings
TPA Total	1	0	0% ▼	No Filings	No Filings	No Filings
NEXT LEVEL ADMINISTRATOR LLC Group Total	7	0	0% ▼	1	0	0% ▼
NORTH AMERICAN RISK SERVICES CA268 NORTH AMERICAN RISK SERVICES	MOPs Filed No Filings	Timely MOPs No Filings	Compliance No Filings	NOCs Filed No Filings	Timely NOCs No Filings	Compliance No Filings
Total	No Filings	No Filings	No Filings	No Filings	No Filings	No Filings
NORTH AMERICAN RISK SERVICES Group Total	No Filings	No Filings	No Filings	No Filings	No Filings	No Filings
OLD REPUBLIC INSURANCE OLD REPUBLIC GENERAL INSURANCE CORP. OLD REPUBLIC INSURANCE	MOPs Filed * *	Timely MOPs * *	Compliance * *	NOCs Filed * *	Timely NOCs * *	Compliance * *
Total	*	*	*	*	*	*
OLD REPUBLIC INSURANCE TPA Administered Claims CA070 CANNON COCHRAN MANAGEMENT SERVICES CA110 CONSTITUTION STATE SERVICES CA116 CORVEL ENTERPRISE COMP CA160 ESIS CA190 GALLAGHER BASSETT SERVICES CA204 HELMSMAN MANAGEMENT SERVICES CA280 RISK ENTERPRISE MANAGEMENT CA300 SEDGWICK CLAIMS MANAGEMENT SERVICES	5 No Filings 8 No Filings 15 2 No Filings 11	0 No Filings 4 No Filings 13 1 No Filings 9	0% No Filings 50% No Filings 87% 50% No Filings 82%	4 No Filings 9 1 11 1 1 6	2 No Filings 8 1 11 1 0 6	50% No Filings 89% 100% 100% 100% 0% 100%
TPA Total	41	27	66% ▼	33	29	88% ▼
OLD REPUBLIC INSURANCE Group Total	41	27	66% ▼	33	29	88% ▼
PENNSYLVANIA MFG ASSN MANUFACTURERS ALLIANCE INSURANCE PENNSYLVANIA MFG ASSN PENNSYLVANIA MFG INDEMNITY CO	MOPs Filed * * *	Timely MOPs * * *	Compliance * * *	NOCs Filed * * *	Timely NOCs * * *	Compliance * * *
Total	*	*	*	*	*	*
PENNSYLVANIA MFG ASSN TPA Administered Claims CA190 GALLAGHER BASSETT SERVICES CA323 THE AMERICAN EQUITY UNDERWRITERS	16 No Filings	12 No Filings	75% No Filings	4 No Filings	3 No Filings	75% No Filings
TPA Total	16	12	75% ▼	4	3	75% ▼
PENNSYLVANIA MFG ASSN Group Total	16	12	75% ▼	4	3	75% ▼

INSURANCE GROUP COMPLIANCE
Initial MOP and Initial Indemnity NOC Filings
Annual 2022
1/1/2022 - 12/31/2022

Insurance Company	Total Initial MOPs Filed	Initial MOPs Filed Timely	Compliance Percentage	Total Initial Indemnity NOCs Filed	Initial Indemnity NOCs Filed Timely	Compliance Percentage
PROTECTIVE INSURANCE	MOPs Filed	Timely MOPs	Compliance	NOCs Filed	Timely NOCs	Compliance
CA277 PROTECTIVE INSURANCE COMPANY	*	*	*	*	*	*
Total	*	*	*	*	*	*
PROTECTIVE INSURANCE TPA Administered Claims						
CA040 BROADSPIRE SERVICES	5	2	40%	2	1	50%
TPA Total	5	2	40% ▼	2	1	50% ▼
PROTECTIVE INSURANCE Group Total	5	2	40% ▼	2	1	50% ▼
QBE INSURANCE GROUP	MOPs Filed	Timely MOPs	Compliance	NOCs Filed	Timely NOCs	Compliance
QBE INSURANCE GROUP	*	*	*	*	*	*
Total	*	*	*	*	*	*
QBE INSURANCE GROUP TPA Administered Claims						
CA190 GALLAGHER BASSETT SERVICES	No Filings	No Filings	No Filings	No Filings	No Filings	No Filings
CA268 NORTH AMERICAN RISK SERVICES	No Filings	No Filings	No Filings	No Filings	No Filings	No Filings
CA300 SEDGWICK CLAIMS MANAGEMENT SERVICES	8	5	63%	2	2	100%
TPA Total	8	5	63% ▼	2	2	100% ▲
QBE INSURANCE GROUP Group Total	8	5	63% ▼	2	2	100% ▲
RISK ENTERPRISE MANAGEMENT	MOPs Filed	Timely MOPs	Compliance	NOCs Filed	Timely NOCs	Compliance
CA280 RISK ENTERPRISE MANAGEMENT	No Filings	No Filings	No Filings	1	0	0%
Total	No Filings	No Filings	No Filings	1	0	0% ▼
RISK ENTERPRISE MANAGEMENT Group Total	No Filings	No Filings	No Filings	1	0	0% ▼
RYDER SERVICES	MOPs Filed	Timely MOPs	Compliance	NOCs Filed	Timely NOCs	Compliance
CA295 RYDER SERVICES	No Filings	No Filings	No Filings	No Filings	No Filings	No Filings
Total	No Filings	No Filings	No Filings	No Filings	No Filings	No Filings
RYDER SERVICES Group Total	No Filings	No Filings	No Filings	No Filings	No Filings	No Filings
SAFETY NATIONAL CASUALTY CORP	MOPs Filed	Timely MOPs	Compliance	NOCs Filed	Timely NOCs	Compliance
SAFETY NATIONAL CASUALTY CORP	*	*	*	*	*	*
Total	*	*	*	*	*	*
SAFETY NATIONAL CASUALTY CORP TPA Administered Claims						
CA040 BROADSPIRE SERVICES	5	4	80%	2	2	100%
CA070 CANNON COCHRAN MANAGEMENT SERVICES	No Filings	No Filings	No Filings	2	2	100%
CA110 CONSTITUTION STATE SERVICES	No Filings	No Filings	No Filings	2	1	50%
CA116 CORVEL ENTERPRISE COMP	4	2	50%	4	3	75%
CA190 GALLAGHER BASSETT SERVICES	9	8	89%	7	6	86%
CA204 HELMSMAN MANAGEMENT SERVICES	1	1	100%	No Filings	No Filings	No Filings
CA300 SEDGWICK CLAIMS MANAGEMENT SERVICES	9	8	89%	8	8	100%
TPA Total	28	23	82% ▼	25	22	88% ▼
SAFETY NATIONAL CASUALTY CORP Group Total	28	23	82% ▼	25	22	88% ▼

Maine Workers' Compensation Board
Initial MOP Filing Benchmark: 85%
Initial Indemnity NOC Benchmark: 90%

▲ Indicates benchmark met or exceeded
▼ Indicates benchmark not met

INSURANCE GROUP COMPLIANCE
Initial MOP and Initial Indemnity NOC Filings
Annual 2022
1/1/2022 - 12/31/2022

Insurance Company	Total Initial MOPs Filed	Initial MOPs Filed Timely	Compliance Percentage	Total Initial Indemnity NOCs Filed	Initial Indemnity NOCs Filed Timely	Compliance Percentage
SAGAMORE INSURANCE	MOPs Filed	Timely MOPs	Compliance	NOCs Filed	Timely NOCs	Compliance
SAGAMORE INSURANCE	*	*	*	*	*	*
Total	*	*	*	*	*	*
SAGAMORE INSURANCE TPA Administered Claims						
CA040 BROADSPIRE SERVICES	3	1	33%	1	1	100%
TPA Total	3	1	33% ▼	1	1	100% ▲
SAGAMORE INSURANCE Group Total	3	1	33% ▼	1	1	100% ▲
SEDGWICK CLAIMS MANAGEMENT SERVICES	MOPs Filed	Timely MOPs	Compliance	NOCs Filed	Timely NOCs	Compliance
CA300 SEDGWICK CLAIMS MANAGEMENT SERVICES	439	396	90%	224	206	92%
Total	439	396	90% ▲	224	206	92% ▲
SEDGWICK CLAIMS MANAGEMENT SERVICES Group Total	439	396	90% ▲	224	206	92% ▲
SENTRY INSURANCE	MOPs Filed	Timely MOPs	Compliance	NOCs Filed	Timely NOCs	Compliance
CA207 FLORISTS MUTUAL INSURANCE	1	1	100%	No Filings	No Filings	No Filings
CA426 MIDDLESEX INSURANCE COMPANY	8	7	88%	1	1	100%
CA402 SENTRY CASUALTY	17	7	41%	5	3	60%
CA305 SENTRY INSURANCE	10	8	80%	3	3	100%
Total	36	23	64% ▼	9	7	78% ▼
SENTRY INSURANCE Group Total	36	23	64% ▼	9	7	78% ▼
SERVICE AMERICAN INDEMNITY	MOPs Filed	Timely MOPs	Compliance	NOCs Filed	Timely NOCs	Compliance
SERVICE AMERICAN INDEMNITY	*	*	*	*	*	*
Total	*	*	*	*	*	*
SERVICE AMERICAN INDEMNITY TPA Administered Claims						
CA040 BROADSPIRE SERVICES	10	5	50%	3	3	100%
TPA Total	10	5	50% ▼	3	3	100% ▲
SERVICE AMERICAN INDEMNITY Group Total	10	5	50% ▼	3	3	100% ▲
SOMPO JAPAN INSURANCE	MOPs Filed	Timely MOPs	Compliance	NOCs Filed	Timely NOCs	Compliance
SOMPO JAPAN INSURANCE COMPANY OF AMERICA	*	*	*	*	*	*
Total	*	*	*	*	*	*
SOMPO JAPAN INSURANCE TPA Administered Claims						
CA190 GALLAGHER BASSETT SERVICES	1	1	100%	No Filings	No Filings	No Filings
TPA Total	1	1	100% ▲	No Filings	No Filings	No Filings
SOMPO JAPAN INSURANCE Group Total	1	1	100% ▲	No Filings	No Filings	No Filings

INSURANCE GROUP COMPLIANCE
Initial MOP and Initial Indemnity NOC Filings
Annual 2022
1/1/2022 - 12/31/2022

Insurance Company	Total Initial MOPs Filed	Initial MOPs Filed Timely	Compliance Percentage	Total Initial Indemnity NOCs Filed	Initial Indemnity NOCs Filed Timely	Compliance Percentage
STARNET INSURANCE CA190 STARNET INSURANCE	MOPs Filed *	Timely MOPs *	Compliance *	NOCs Filed *	Timely NOCs *	Compliance *
Total	*	*	*	*	*	*
STARNET INSURANCE TPA Administered Claims CA485 BERKLEY CASUALTY COMPANY	1	0	0%	No Filings	No Filings	No Filings
TPA Total	1	0	0% ▼	No Filings	No Filings	No Filings
STARNET INSURANCE Group Total	1	0	0% ▼	No Filings	No Filings	No Filings
STARR INDEMNITY INSURANCE STARR INDEMNITY INSURANCE	MOPs Filed *	Timely MOPs *	Compliance *	NOCs Filed *	Timely NOCs *	Compliance *
Total	*	*	*	*	*	*
STARR INDEMNITY INSURANCE TPA Administered Claims CA040 BROADSPIRE SERVICES	1	1	100%	No Filings	No Filings	No Filings
CA160 ESIS	1	0	0%	No Filings	No Filings	No Filings
CA190 GALLAGHER BASSETT SERVICES	14	8	57%	9	9	100%
CA300 SEDGWICK CLAIMS MANAGEMENT SERVICES	9	8	89%	4	3	75%
TPA Total	25	17	68% ▼	13	12	92% ▲
STARR INDEMNITY INSURANCE Group Total	25	17	68% ▼	13	12	92% ▲
STARSTONE NATIONAL INSURANCE STARSTONE NATIONAL INSURANCE	MOPs Filed *	Timely MOPs *	Compliance *	NOCs Filed *	Timely NOCs *	Compliance *
Total	*	*	*	*	*	*
STARSTONE NATIONAL INSURANCE TPA Administered Claims CA070 CANNON COCHRAN MANAGEMENT SERVICES	1	0	0%	No Filings	No Filings	No Filings
CA117 COTTINGHAM & BUTLER CLAIMS SERVICES	6	0	0%	No Filings	No Filings	No Filings
TPA Total	7	0	0% ▼	No Filings	No Filings	No Filings
STARSTONE NATIONAL INSURANCE Group Total	7	0	0% ▼	No Filings	No Filings	No Filings
STATE OF MAINE WORKERS' COMPENSATION TRUST CA307 STATE OF MAINE WORKERS' COMPENSATION TRUST	MOPs Filed 109	Timely MOPs 84	Compliance 77%	NOCs Filed 198	Timely NOCs 193	Compliance 97%
Total	109	84	77% ▼	198	193	97% ▲
STATE OF MAINE WORKERS' COMPENSATION TRUST Group Total	109	84	77% ▼	198	193	97% ▲
SYNERNET CA320 SYNERNET	MOPs Filed 362	Timely MOPs 320	Compliance 88%	NOCs Filed 146	Timely NOCs 144	Compliance 99%
Total	362	320	88% ▲	146	144	99% ▲
SYNERNET Group Total	362	320	88% ▲	146	144	99% ▲

INSURANCE GROUP COMPLIANCE
Initial MOP and Initial Indemnity NOC Filings
Annual 2022
1/1/2022 - 12/31/2022

Insurance Company	Total Initial MOPs Filed	Initial MOPs Filed Timely	Compliance Percentage	Total Initial Indemnity NOCs Filed	Initial Indemnity NOCs Filed Timely	Compliance Percentage
THE AMERICAN EQUITY UNDERWRITERS	MOPs Filed	Timely MOPs	Compliance	NOCs Filed	Timely NOCs	Compliance
CA323 THE AMERICAN EQUITY UNDERWRITERS	No Filings	No Filings	No Filings	No Filings	No Filings	No Filings
Total	No Filings	No Filings	No Filings	No Filings	No Filings	No Filings
THE AMERICAN EQUITY UNDERWRITERS Group Total	No Filings	No Filings	No Filings	No Filings	No Filings	No Filings
TOKIO MARINE INSURANCE	MOPs Filed	Timely MOPs	Compliance	NOCs Filed	Timely NOCs	Compliance
CA114 TOKIO MARINE AMERICA INSURANCE	1	0	0%	1	0	0%
Total	1	0	0% ▼	1	0	0% ▼
TOKIO MARINE INSURANCE Group Total	1	0	0% ▼	1	0	0% ▼
TRAVELERS INSURANCE	MOPs Filed	Timely MOPs	Compliance	NOCs Filed	Timely NOCs	Compliance
CA072 CHARTER OAK FIRE INSURANCE	53	33	62%	12	10	83%
CA164 FARMINGTON CASUALTY	3	1	33%	2	2	100%
CA284 PHOENIX INSURANCE	3	1	33%	No Filings	No Filings	No Filings
CA306 STANDARD FIRE INSURANCE	34	25	74%	16	15	94%
CA347 TRAVELERS CASUALTY & SURETY	4	1	25%	2	1	50%
CA348 TRAVELERS CASUALTY INSURANCE COMPANY OF AMERICA	9	3	33%	No Filings	No Filings	No Filings
CA349 TRAVELERS COMMERCIAL CASUALTY	12	9	75%	No Filings	No Filings	No Filings
CA343 TRAVELERS INDEMNITY COMPANY	No Filings	No Filings	No Filings	No Filings	No Filings	No Filings
CA346 TRAVELERS INDEMNITY COMPANY OF AMERICA	2	2	100%	No Filings	No Filings	No Filings
CA345 TRAVELERS PROPERTY CASUALTY INSURANCE	7	4	57%	3	3	100%
Total	127	79	62% ▼	35	31	89% ▼
TRAVELERS INSURANCE TPA Administered Claims						
CA110 CONSTITUTION STATE SERVICES	3	1	33%	No Filings	No Filings	No Filings
CA117 COTTINGHAM & BUTLER CLAIMS SERVICES	1	1	100%	No Filings	No Filings	No Filings
CA190 GALLAGHER BASSETT SERVICES	1	0	0%	No Filings	No Filings	No Filings
CA300 SEDGWICK CLAIMS MANAGEMENT SERVICES	3	3	100%	1	0	0%
TPA Total	8	5	63% ▼	1	0	0% ▼
TRAVELERS INSURANCE Group Total	135	84	62% ▼	36	31	86% ▼
TYSON FOODS INC	MOPs Filed	Timely MOPs	Compliance	NOCs Filed	Timely NOCs	Compliance
CA435 TYSON FOODS INC	2	2	100%	4	4	100%
Total	2	2	100% ▲	4	4	100% ▲
TYSON FOODS INC Group Total	2	2	100% ▲	4	4	100% ▲
UTICA MUTUAL INSURANCE	MOPs Filed	Timely MOPs	Compliance	NOCs Filed	Timely NOCs	Compliance
CA324 UTICA MUTUAL INSURANCE	2	0	0%	No Filings	No Filings	No Filings
Total	2	0	0% ▼	No Filings	No Filings	No Filings
UTICA MUTUAL INSURANCE Group Total	2	0	0% ▼	No Filings	No Filings	No Filings

INSURANCE GROUP COMPLIANCE
Initial MOP and Initial Indemnity NOC Filings
Annual 2022
1/1/2022 - 12/31/2022

Insurance Company	Total Initial MOPs Filed	Initial MOPs Filed Timely	Compliance Percentage	Total Initial Indemnity NOCs Filed	Initial Indemnity NOCs Filed Timely	Compliance Percentage
VANLINER INSURANCE	MOPs Filed	Timely MOPs	Compliance	NOCs Filed	Timely NOCs	Compliance
CA379 VANLINER INSURANCE	4	3	75%	1	1	100%
Total	4	3	75% ▼	1	1	100% ▲
VANLINER INSURANCE Group Total	4	3	75% ▼	1	1	100% ▲
WALMART CLAIMS SERVICES	MOPs Filed	Timely MOPs	Compliance	NOCs Filed	Timely NOCs	Compliance
CA100 WALMART CLAIMS SERVICES	22	20	91%	152	149	98%
Total	22	20	91% ▲	152	149	98% ▲
WALMART CLAIMS SERVICES Group Total	22	20	91% ▲	152	149	98% ▲
XL INSURANCE	MOPs Filed	Timely MOPs	Compliance	NOCs Filed	Timely NOCs	Compliance
CA384 XL INSURANCE	*	*	*	*	*	*
Total	*	*	*	*	*	*
XL INSURANCE TPA Administered Claims						
CA040 BROADSPIRE SERVICES	1	1	100%	1	0	0%
CA116 CORVEL ENTERPRISE COMP	No Filings	No Filings	No Filings	1	0	0%
CA117 COTTINGHAM & BUTLER CLAIMS SERVICES	2	0	0%	2	1	50%
CA160 ESIS	1	0	0%	No Filings	No Filings	No Filings
CA190 GALLAGHER BASSETT SERVICES	4	4	100%	2	2	100%
CA300 SEDGWICK CLAIMS MANAGEMENT SERVICES	6	5	83%	6	5	83%
TPA Total	14	10	71% ▼	12	8	67% ▼
XL INSURANCE Group Total	14	10	71% ▼	12	8	67% ▼
YORK RISK SERVICES	MOPs Filed	Timely MOPs	Compliance	NOCs Filed	Timely NOCs	Compliance
CA340 YORK RISK SERVICES	No Filings	No Filings	No Filings	No Filings	No Filings	No Filings
Total	No Filings	No Filings	No Filings	No Filings	No Filings	No Filings
YORK RISK SERVICES Group Total	No Filings	No Filings	No Filings	No Filings	No Filings	No Filings

INSURANCE GROUP COMPLIANCE
Initial MOP and Initial Indemnity NOC Filings
Annual 2022
1/1/2022 - 12/31/2022

Insurance Company	Total Initial MOPs Filed	Initial MOPs Filed Timely	Compliance Percentage	Total Initial Indemnity NOCs Filed	Initial Indemnity NOCs Filed Timely	Compliance Percentage
ZURICH INSURANCE	MOPs Filed	Timely MOPs	Compliance	NOCs Filed	Timely NOCs	Compliance
CA021 AMERICAN GUARANTEE & LIABILITY	4	4	100%	2	2	100%
CA022 AMERICAN ZURICH	20	17	85%	20	14	70%
CA400 ZURICH AMERICAN INSURANCE	12	10	83%	2	1	50%
Total	36	31	86% ▲	24	17	71% ▼
ZURICH INSURANCE TPA Administered Claims						
CA040 BROADSPIRE SERVICES	4	3	75%	2	1	50%
CA080 CHESTERFIELD SERVICES	2	2	100%	No Filings	No Filings	No Filings
CA116 CORVEL ENTERPRISE COMP	18	12	67%	4	0	0%
CA117 COTTINGHAM & BUTLER CLAIMS SERVICES	7	2	29%	No Filings	No Filings	No Filings
CA417 CREATIVE RISK SOLUTIONS	3	2	67%	No Filings	No Filings	No Filings
CA160 ESIS	3	1	33%	1	0	0%
CA190 GALLAGHER BASSETT SERVICES	30	19	63%	8	5	63%
CA300 SEDGWICK CLAIMS MANAGEMENT SERVICES	4	3	75%	6	6	100%
TPA Total	71	44	62% ▼	21	12	57% ▼
ZURICH INSURANCE Group Total	107	75	70% ▼	45	29	64% ▼

IN-STATE GROUP COMPLIANCE

Lost Time FROI and Initial Indemnity Payments

Annual

1/1/2022 - 12/31/2022

		Total Lost Time FROIs Filed	Lost Time FROIs Filed Timely	Compliance Percentage	Total Initial Indemnity Payments Made	Initial Indemnity Payments Made Timely	Compliance Percentage
ACADIA INSURANCE		FROIs Filed	Timely FROIs	Compliance	Payments Made	Timely Payments	Compliance
CA010	Group Total	210	162	77% ▼	75	70	93% ▲
BATH IRON WORKS		FROIs Filed	Timely FROIs	Compliance	Payments Made	Timely Payments	Compliance
CA036	Group Total	61	56	92% ▲	42	36	86% ▼
CANNON COCHRAN MANAGEMENT SERVICES		FROIs Filed	Timely FROIs	Compliance	Payments Made	Timely Payments	Compliance
CA070	Group Total	188	131	70% ▼	78	60	77% ▼
CIANBRO CORPORATION		FROIs Filed	Timely FROIs	Compliance	Payments Made	Timely Payments	Compliance
CA085	Group Total	1	1	100% ▲	1	1	100% ▲
CROSS INSURANCE		FROIs Filed	Timely FROIs	Compliance	Payments Made	Timely Payments	Compliance
CA093	Group Total	1758	1651	94% ▲	414	402	97% ▲
FRANKENMUTH INSURANCE		FROIs Filed	Timely FROIs	Compliance	Payments Made	Timely Payments	Compliance
CA095	Group Total	1	0	0% ▼	1	1	100% ▲
FUTURECOMP		FROIs Filed	Timely FROIs	Compliance	Payments Made	Timely Payments	Compliance
CA175	Group Total	166	156	94% ▲	25	24	96% ▲
HANNAFORD BROTHERS		FROIs Filed	Timely FROIs	Compliance	Payments Made	Timely Payments	Compliance
CA201	Group Total	268	195	73% ▼	116	95	82% ▼
MAINE AUTOMOBILE DEALERS ASSOCIATION		FROIs Filed	Timely FROIs	Compliance	Payments Made	Timely Payments	Compliance
CA220	Group Total	2	0	0% ▼	1	0	0% ▼
MAINE EMPLOYERS' MUTUAL INSURANCE		FROIs Filed	Timely FROIs	Compliance	Payments Made	Timely Payments	Compliance
CA260	Group Total	4526	2947	65% ▼	1289	1065	83% ▼
MAINE HEALTHCARE ASSOCIATION		FROIs Filed	Timely FROIs	Compliance	Payments Made	Timely Payments	Compliance
CA234	Group Total	174	143	82% ▼	73	68	93% ▲
MAINE MOTOR TRANSPORT ASSOCIATION		FROIs Filed	Timely FROIs	Compliance	Payments Made	Timely Payments	Compliance
CA230	Group Total	129	123	95% ▲	19	18	95% ▲
MAINE MUNICIPAL ASSOCIATION		FROIs Filed	Timely FROIs	Compliance	Payments Made	Timely Payments	Compliance
CA225	Group Total	819	772	94% ▲	135	125	93% ▲
MAINE SCHOOL MANAGEMENT ASSOCIATION		FROIs Filed	Timely FROIs	Compliance	Payments Made	Timely Payments	Compliance
CA250	Group Total	281	251	89% ▲	80	77	96% ▲

IN-STATE GROUP COMPLIANCE

Lost Time FROI and Initial Indemnity Payments

Annual

1/1/2022 - 12/31/2022

		Total Lost Time FROIs Filed	Lost Time FROIs Filed Timely	Compliance Percentage	Total Initial Indemnity Payments Made	Initial Indemnity Payments Made Timely	Compliance Percentage
SEDGWICK CLAIMS MANAGEMENT SERVICES		FROIs Filed	Timely FROIs	Compliance	Payments Made	Timely Payments	Compliance
CA300	Group Total	1534	1245	81% ▼	439	404	92% ▲
STATE OF MAINE WORKERS' COMPENSATION TRUST		FROIs Filed	Timely FROIs	Compliance	Payments Made	Timely Payments	Compliance
CA307	Group Total	699	597	85% ▲	109	103	94% ▲
SYNERNET		FROIs Filed	Timely FROIs	Compliance	Payments Made	Timely Payments	Compliance
CA320	Group Total	1166	1113	95% ▲	362	353	98% ▲
		FROIs Filed	Timely FROIs	Compliance	Payments Made	Timely Payments	Compliance
TOTAL IN-STATE		11,973	9,458	79% ▼	3,259	2,902	89% ▼

Maine Workers' Compensation Board

Lost Time FROI Filing Benchmark: 85%

Initial Indemnity Payment Benchmark: 87%

* Indicates no claims activity

▲ Indicates benchmark met or exceeded

▼ Indicates benchmark not met

IN-STATE GROUP COMPLIANCE
Initial MOP and Initial Indemnity NOC Filings
Annual
1/1/2022 - 12/31/2022

		Total Initial MOPs Filed	Initial MOPs Filed Timely	Compliance Percentage	Total Initial Indemnity NOCs Filed	Initial Indemnity NOCs Filed Timely	Compliance Percentage
ACADIA INSURANCE		MOPs Filed	Timely MOPs	Compliance	NOCs Filed	Timely NOCs	Compliance
CA010	Group Total	75	69	92% ▲	32	28	88% ▼
BATH IRON WORKS		MOPs Filed	Timely MOPs	Compliance	NOCs Filed	Timely NOCs	Compliance
CA036	Group Total	42	41	98% ▲	5	5	100% ▲
CANNON COCHRAN MANAGEMENT SERVICES		MOPs Filed	Timely MOPs	Compliance	NOCs Filed	Timely NOCs	Compliance
CA070	Group Total	78	52	67% ▼	33	31	94% ▲
CIANBRO CORPORATION		MOPs Filed	Timely MOPs	Compliance	NOCs Filed	Timely NOCs	Compliance
CA085	Group Total	1	1	100% ▲	No Filings	No Filings	No Filings
CROSS INSURANCE		MOPs Filed	Timely MOPs	Compliance	NOCs Filed	Timely NOCs	Compliance
CA093	Group Total	414	394	95% ▲	526	524	100% ▲
FRANKENMUTH INSURANCE		MOPs Filed	Timely MOPs	Compliance	NOCs Filed	Timely NOCs	Compliance
CA095	Group Total	1	1	100% ▲	No Filings	No Filings	No Filings
FUTURECOMP		MOPs Filed	Timely MOPs	Compliance	NOCs Filed	Timely NOCs	Compliance
CA175	Group Total	25	22	88% ▲	39	38	97% ▲
HANNAFORD BROTHERS		MOPs Filed	Timely MOPs	Compliance	NOCs Filed	Timely NOCs	Compliance
CA201	Group Total	116	92	79% ▼	43	38	88% ▼
MAINE AUTOMOBILE DEALERS ASSOCIATION		MOPs Filed	Timely MOPs	Compliance	NOCs Filed	Timely NOCs	Compliance
CA220	Group Total	1	0	0% ▼	1	0	0% ▼
MAINE EMPLOYERS' MUTUAL INSURANCE		MOPs Filed	Timely MOPs	Compliance	NOCs Filed	Timely NOCs	Compliance
CA260	Group Total	1289	967	75% ▼	910	818	90% ▲
MAINE HEALTHCARE ASSOCIATION		MOPs Filed	Timely MOPs	Compliance	NOCs Filed	Timely NOCs	Compliance
CA234	Group Total	73	69	95% ▲	21	20	95% ▲
MAINE MOTOR TRANSPORT ASSOCIATION		MOPs Filed	Timely MOPs	Compliance	NOCs Filed	Timely NOCs	Compliance
CA230	Group Total	19	19	100% ▲	22	21	95% ▲
MAINE MUNICIPAL ASSOCIATION		MOPs Filed	Timely MOPs	Compliance	NOCs Filed	Timely NOCs	Compliance
CA225	Group Total	135	123	91% ▲	279	269	96% ▲

IN-STATE GROUP COMPLIANCE

Initial MOP and Initial Indemnity NOC Filings

Annual

1/1/2022 - 12/31/2022

		Total Initial MOPs Filed	Initial MOPs Filed Timely	Compliance Percentage	Total Initial Indemnity NOCs Filed	Initial Indemnity NOCs Filed Timely	Compliance Percentage
MAINE SCHOOL MANAGEMENT ASSOCIATION		MOPs Filed	Timely MOPs	Compliance	NOCs Filed	Timely NOCs	Compliance
CA250	Group Total	80	77	96% ▲	38	37	97% ▲
SEDGWICK CLAIMS MANAGEMENT SERVICES		MOPs Filed	Timely MOPs	Compliance	NOCs Filed	Timely NOCs	Compliance
CA300	Group Total	439	396	90% ▲	224	206	92% ▲
STATE OF MAINE WORKERS' COMPENSATION TRUST		MOPs Filed	Timely MOPs	Compliance	NOCs Filed	Timely NOCs	Compliance
CA307	Group Total	109	84	77% ▼	198	193	97% ▲
SYNERNET		MOPs Filed	Timely MOPs	Compliance	NOCs Filed	Timely NOCs	Compliance
CA320	Group Total	362	320	88% ▲	146	144	99% ▲
		MOPs Filed	Timely MOPs	Compliance	NOCs Filed	Timely NOCs	Compliance
TOTAL IN-STATE		3,249	2,696	83% ▼	2,517	2,372	94% ▲

Maine Workers' Compensation Board

Initial MOP Filing Benchmark: 85%

Initial Indemnity NOC Benchmark: 90%

* Indicates no claims activity

▲ Indicates benchmark met or exceeded

▼ Indicates benchmark not met

OUT-OF-STATE GROUP COMPLIANCE
 Lost Time FROI and Initial Indemnity Payments
 Annual
 1/1/2022 - 12/31/2022

		Total Lost Time FROIs Filed	Lost Time FROIs Filed Timely	Compliance Percentage	Total Initial Indemnity Payments Made	Initial Indemnity Payments Made Timely	Compliance Percentage
ACCIDENT FUND INSURANCE		FROIs Filed	Timely FROIs	Compliance	Payments Made	Timely Payments	Compliance
	Group Total	16	7	44% ▼	4	0	0% ▼
ACUITY MUTUAL INSURANCE		FROIs Filed	Timely FROIs	Compliance	Payments Made	Timely Payments	Compliance
CA418	Group Total	6	4	67% ▼	2	2	100% ▲
AIG INSURANCE		FROIs Filed	Timely FROIs	Compliance	Payments Made	Timely Payments	Compliance
CA015	Group Total	1036	825	80% ▼	347	310	89% ▲
AIM MUTUAL GROUP		FROIs Filed	Timely FROIs	Compliance	Payments Made	Timely Payments	Compliance
CA472	Group Total	29	13	45% ▼	15	13	87% ▲
AMERICAN FINANCIAL GROUP		FROIs Filed	Timely FROIs	Compliance	Payments Made	Timely Payments	Compliance
	Group Total	28	21	75% ▼	12	10	83% ▼
AMERISURE INSURANCE		FROIs Filed	Timely FROIs	Compliance	Payments Made	Timely Payments	Compliance
CA013	Group Total	5	2	40% ▼	1	1	100% ▲
AMTRUST INSURANCE		FROIs Filed	Timely FROIs	Compliance	Payments Made	Timely Payments	Compliance
	Group Total	75	13	17% ▼	51	19	37% ▼
ARCH INSURANCE		FROIs Filed	Timely FROIs	Compliance	Payments Made	Timely Payments	Compliance
	Group Total	116	72	62% ▼	37	29	78% ▼
ARGONAUT INS GROUP		FROIs Filed	Timely FROIs	Compliance	Payments Made	Timely Payments	Compliance
CA020	Group Total	2	1	50% ▼	2	2	100% ▲
BERKSHIRE HATHAWAY GROUP		FROIs Filed	Timely FROIs	Compliance	Payments Made	Timely Payments	Compliance
	Group Total	10	2	20% ▼	9	6	67% ▼
BROADSPIRE SERVICES		FROIs Filed	Timely FROIs	Compliance	Payments Made	Timely Payments	Compliance
CA040	Group Total	126	61	48% ▼	50	36	72% ▼
CAROLINA CASUALTY INS CO		FROIs Filed	Timely FROIs	Compliance	Payments Made	Timely Payments	Compliance
	Group Total	25	17	68% ▼	9	6	67% ▼
CHESTERFIELD SERVICES		FROIs Filed	Timely FROIs	Compliance	Payments Made	Timely Payments	Compliance
CA080	Group Total	2	1	50% ▼	2	2	100% ▲
CHUBB INSURANCE		FROIs Filed	Timely FROIs	Compliance	Payments Made	Timely Payments	Compliance
	Group Total	630	446	71% ▼	196	140	71% ▼

OUT-OF-STATE GROUP COMPLIANCE
Lost Time FROI and Initial Indemnity Payments
Annual
1/1/2022 - 12/31/2022

		Total Lost Time FROIs Filed	Lost Time FROIs Filed Timely	Compliance Percentage	Total Initial Indemnity Payments Made	Initial Indemnity Payments Made Timely	Compliance Percentage
CHURCH MUTUAL INSURANCE		FROIs Filed	Timely FROIs	Compliance	Payments Made	Timely Payments	Compliance
CA084	Group Total	4	1	25% ▼	4	3	75% ▼
CINCINNATI FINANCIAL GROUP		FROIs Filed	Timely FROIs	Compliance	Payments Made	Timely Payments	Compliance
CA438	Group Total	13	7	54% ▼	1	0	0% ▼
CNA INSURANCE		FROIs Filed	Timely FROIs	Compliance	Payments Made	Timely Payments	Compliance
	Group Total	37	14	38% ▼	21	18	86% ▼
CONSTITUTION STATE SERVICES		FROIs Filed	Timely FROIs	Compliance	Payments Made	Timely Payments	Compliance
CA110	Group Total	39	12	31% ▼	21	14	67% ▼
CONTINENTAL INDEMNITY		FROIs Filed	Timely FROIs	Compliance	Payments Made	Timely Payments	Compliance
CA115	Group Total	1	1	100% ▲	1	1	100% ▲
CONTINENTAL WESTERN INSURANCE		FROIs Filed	Timely FROIs	Compliance	Payments Made	Timely Payments	Compliance
CA073	Group Total	2	1	50% ▼	No Filings	No Filings	No Filings
CORVEL ENTERPRISE COMP		FROIs Filed	Timely FROIs	Compliance	Payments Made	Timely Payments	Compliance
CA116	Group Total	272	138	51% ▼	58	45	78% ▼
COTTINGHAM & BUTLER CLAIMS SERVICES		FROIs Filed	Timely FROIs	Compliance	Payments Made	Timely Payments	Compliance
CA117	Group Total	33	25	76% ▼	23	11	48% ▼
CREATIVE RISK SOLUTIONS		FROIs Filed	Timely FROIs	Compliance	Payments Made	Timely Payments	Compliance
CA417	Group Total	3	0	0% ▼	3	3	100% ▲
EASTERN ALLIANCE INSURANCE		FROIs Filed	Timely FROIs	Compliance	Payments Made	Timely Payments	Compliance
CA141	Group Total	253	149	59% ▼	83	67	81% ▼
ELECTRIC INSURANCE		FROIs Filed	Timely FROIs	Compliance	Payments Made	Timely Payments	Compliance
CA150	Group Total	18	14	78% ▼	12	11	92% ▲
EMPLOYERS HOLDING GROUP		FROIs Filed	Timely FROIs	Compliance	Payments Made	Timely Payments	Compliance
	Group Total	25	2	8% ▼	2	1	50% ▼
ESIS		FROIs Filed	Timely FROIs	Compliance	Payments Made	Timely Payments	Compliance
CA160	Group Total	97	13	13% ▼	73	19	26% ▼
EVEREST REINS HOLDINGS GROUP		FROIs Filed	Timely FROIs	Compliance	Payments Made	Timely Payments	Compliance
	Group Total	23	16	70% ▼	2	2	100% ▲
FAIRFAX FINANCIAL GROUP		FROIs Filed	Timely FROIs	Compliance	Payments Made	Timely Payments	Compliance
	Group Total	14	9	64% ▼	2	1	50% ▼

Maine Workers' Compensation Board
Lost Time FROI Filing Benchmark: 85%
Initial Indemnity Payment Benchmark: 87%

* Indicates no claims activity
▲ Indicates benchmark met or exceeded
▼ Indicates benchmark not met

OUT-OF-STATE GROUP COMPLIANCE
 Lost Time FROI and Initial Indemnity Payments
 Annual
 1/1/2022 - 12/31/2022

		Total Lost Time FROIs Filed	Lost Time FROIs Filed Timely	Compliance Percentage	Total Initial Indemnity Payments Made	Initial Indemnity Payments Made Timely	Compliance Percentage
FEDERATED MUTUAL INSURANCE		FROIs Filed	Timely FROIs	Compliance	Payments Made	Timely Payments	Compliance
CA091	Group Total	10	6	60% ▼	5	4	80% ▼
GALLAGHER BASSETT SERVICES		FROIs Filed	Timely FROIs	Compliance	Payments Made	Timely Payments	Compliance
CA190	Group Total	833	601	72% ▼	268	182	68% ▼
GREAT DIVIDE INSURANCE		FROIs Filed	Timely FROIs	Compliance	Payments Made	Timely Payments	Compliance
CA189	Group Total	2	0	0% ▼	No Filings	No Filings	No Filings
GUARD INSURANCE		FROIs Filed	Timely FROIs	Compliance	Payments Made	Timely Payments	Compliance
	Group Total	35	24	69% ▼	6	5	83% ▼
HANOVER INSURANCE		FROIs Filed	Timely FROIs	Compliance	Payments Made	Timely Payments	Compliance
	Group Total	31	8	26% ▼	10	6	60% ▼
HARTFORD INSURANCE		FROIs Filed	Timely FROIs	Compliance	Payments Made	Timely Payments	Compliance
	Group Total	140	94	67% ▼	46	38	83% ▼
HELMSMAN MANAGEMENT SERVICES		FROIs Filed	Timely FROIs	Compliance	Payments Made	Timely Payments	Compliance
CA204	Group Total	128	89	70% ▼	18	13	72% ▼
HOUSTON INT INS GROUP		FROIs Filed	Timely FROIs	Compliance	Payments Made	Timely Payments	Compliance
	Group Total	7	6	86% ▲	1	1	100% ▲
LIBERTY MUTUAL INSURANCE		FROIs Filed	Timely FROIs	Compliance	Payments Made	Timely Payments	Compliance
	Group Total	303	167	55% ▼	131	99	76% ▼
MARKEL CORP GROUP		FROIs Filed	Timely FROIs	Compliance	Payments Made	Timely Payments	Compliance
	Group Total	7	2	29% ▼	4	3	75% ▼
MEADOWBROOK INSURANCE		FROIs Filed	Timely FROIs	Compliance	Payments Made	Timely Payments	Compliance
CA255	Group Total	12	7	58% ▼	6	6	100% ▲
MITSUI SUMITOMO INS CO OF AMERICA		FROIs Filed	Timely FROIs	Compliance	Payments Made	Timely Payments	Compliance
	Group Total	2	2	100% ▲	1	1	100% ▲
NATIONWIDE INSURANCE		FROIs Filed	Timely FROIs	Compliance	Payments Made	Timely Payments	Compliance
	Group Total	3	0	0% ▼	2	0	0% ▼
NEXT LEVEL ADMINISTRATOR LLC		FROIs Filed	Timely FROIs	Compliance	Payments Made	Timely Payments	Compliance
CA433	Group Total	14	7	50% ▼	7	3	43% ▼
NORTH AMERICAN RISK		FROIs Filed	Timely FROIs	Compliance	Payments Made	Timely Payments	Compliance
CA268	Group Total	1	0	0% ▼	No Filings	No Filings	No Filings

Maine Workers' Compensation Board
 Lost Time FROI Filing Benchmark: 85%
 Initial Indemnity Payment Benchmark: 87%

* Indicates no claims activity
 ▲ Indicates benchmark met or exceeded
 ▼ Indicates benchmark not met

OUT-OF-STATE GROUP COMPLIANCE
Lost Time FROI and Initial Indemnity Payments
Annual
1/1/2022 - 12/31/2022

		Total Lost Time FROIs Filed	Lost Time FROIs Filed Timely	Compliance Percentage	Total Initial Indemnity Payments Made	Initial Indemnity Payments Made Timely	Compliance Percentage
OLD REPUBLIC INSURANCE		FROIs Filed	Timely FROIs	Compliance	Payments Made	Timely Payments	Compliance
	Group Total	136	98	72% ▼	41	30	73% ▼
PENNSYLVANIA MFG ASSN		FROIs Filed	Timely FROIs	Compliance	Payments Made	Timely Payments	Compliance
	Group Total	54	31	57% ▼	16	10	63% ▼
PROTECTIVE INSURANCE		FROIs Filed	Timely FROIs	Compliance	Payments Made	Timely Payments	Compliance
CA277	Group Total	12	4	33% ▼	5	2	40% ▼
QBE INSURANCE GROUP		FROIs Filed	Timely FROIs	Compliance	Payments Made	Timely Payments	Compliance
	Group Total	27	10	37% ▼	8	5	63% ▼
RISK ENTERPRISE MANAGEMENT		FROIs Filed	Timely FROIs	Compliance	Payments Made	Timely Payments	Compliance
CA280	Group Total	1	0	0% ▼	No Filings	No Filings	No Filings
RYDER SERVICES		FROIs Filed	Timely FROIs	Compliance	Payments Made	Timely Payments	Compliance
CA295	Group Total	3	1	33% ▼	No Filings	No Filings	No Filings
SAFETY NATIONAL CASUALTY CORP		FROIs Filed	Timely FROIs	Compliance	Payments Made	Timely Payments	Compliance
	Group Total	153	100	65% ▼	28	22	79% ▼
SAGAMORE INSURANCE		FROIs Filed	Timely FROIs	Compliance	Payments Made	Timely Payments	Compliance
	Group Total	5	3	60% ▼	3	2	67% ▼
SENTRY INSURANCE		FROIs Filed	Timely FROIs	Compliance	Payments Made	Timely Payments	Compliance
	Group Total	86	45	52% ▼	36	24	67% ▼
SERVICE AMERICAN INDEMNITY		FROIs Filed	Timely FROIs	Compliance	Payments Made	Timely Payments	Compliance
	Group Total	30	14	47% ▼	10	6	60% ▼
SOMPO JAPAN INSURANCE		FROIs Filed	Timely FROIs	Compliance	Payments Made	Timely Payments	Compliance
	Group Total	3	2	67% ▼	1	1	100% ▲
STARNET INSURANCE		FROIs Filed	Timely FROIs	Compliance	Payments Made	Timely Payments	Compliance
CA190	Group Total	No Filings	No Filings	No Filings	1	1	100% ▲
STARR INDEMNITY INSURANCE		FROIs Filed	Timely FROIs	Compliance	Payments Made	Timely Payments	Compliance
	Group Total	87	61	70% ▼	25	18	72% ▼
STARSTONE NATIONAL INSURANCE		FROIs Filed	Timely FROIs	Compliance	Payments Made	Timely Payments	Compliance
	Group Total	11	7	64% ▼	7	3	43% ▼
THE AMERICAN EQUITY UNDERWRITERS		FROIs Filed	Timely FROIs	Compliance	Payments Made	Timely Payments	Compliance
CA323	Group Total	8	2	25% ▼	No Filings	No Filings	No Filings

Maine Workers' Compensation Board
Lost Time FROI Filing Benchmark: 85%
Initial Indemnity Payment Benchmark: 87%

* Indicates no claims activity
▲ Indicates benchmark met or exceeded
▼ Indicates benchmark not met

OUT-OF-STATE GROUP COMPLIANCE
Lost Time FROI and Initial Indemnity Payments
Annual
1/1/2022 - 12/31/2022

		Total Lost Time FROIs Filed	Lost Time FROIs Filed Timely	Compliance Percentage	Total Initial Indemnity Payments Made	Initial Indemnity Payments Made Timely	Compliance Percentage
TOKIO MARINE INSURANCE		FROIs Filed	Timely FROIs	Compliance	Payments Made	Timely Payments	Compliance
CA414	Group Total	2	0	0% ▼	1	0	0% ▼
TRAVELERS INSURANCE		FROIs Filed	Timely FROIs	Compliance	Payments Made	Timely Payments	Compliance
Group Total		209	74	35% ▼	135	107	79% ▼
TYSON FOODS INC		FROIs Filed	Timely FROIs	Compliance	Payments Made	Timely Payments	Compliance
CA435	Group Total	7	1	14% ▼	2	2	100% ▲
UTICA MUTUAL INSURANCE		FROIs Filed	Timely FROIs	Compliance	Payments Made	Timely Payments	Compliance
CA324	Group Total	3	2	67% ▼	2	2	100% ▲
VANLINER INSURANCE		FROIs Filed	Timely FROIs	Compliance	Payments Made	Timely Payments	Compliance
CA379	Group Total	9	7	78% ▼	4	3	75% ▼
WALMART CLAIMS SERVICES		FROIs Filed	Timely FROIs	Compliance	Payments Made	Timely Payments	Compliance
CA100	Group Total	385	369	96% ▲	22	22	100% ▲
XL INSURANCE		FROIs Filed	Timely FROIs	Compliance	Payments Made	Timely Payments	Compliance
CA384	Group Total	55	39	71% ▼	14	9	64% ▼
YORK RISK SERVICES		FROIs Filed	Timely FROIs	Compliance	Payments Made	Timely Payments	Compliance
CA340	Group Total	2	2	100% ▲	No Filings	No Filings	No Filings
ZURICH INSURANCE		FROIs Filed	Timely FROIs	Compliance	Payments Made	Timely Payments	Compliance
Group Total		326	232	71% ▼	107	83	78% ▼
TOTAL OUT-OF-STATE		FROIs Filed	Timely FROIs	Compliance	Payments Made	Timely Payments	Compliance
		6,072	4,014	67% ▼	2,016	1,524	76% ▼

OUT-OF-STATE GROUP COMPLIANCE

Initial MOP and Initial Indemnity NOC Filings

Annual

1/1/2022 - 12/31/2022

		Total Initial MOPs Filed	Initial MOPs Filed Timely	Compliance Percentage	Total Initial Indemnity NOCs Filed	Initial Indemnity NOCs Filed Timely	Compliance Percentage
ACCIDENT FUND INSURANCE		MOPs Filed	Timely MOPs	Compliance	NOCs Filed	Timely NOCs	Compliance
Group Total		4	1	25% ▼	7	7	100% ▲
ACUITY MUTUAL INSURANCE		MOPs Filed	Timely MOPs	Compliance	NOCs Filed	Timely NOCs	Compliance
CA418	Group Total	2	2	100% ▲	1	1	100% ▲
AIG INSURANCE		MOPs Filed	Timely MOPs	Compliance	NOCs Filed	Timely NOCs	Compliance
CA015	Group Total	347	299	86% ▲	160	150	94% ▲
AIM MUTUAL GROUP		MOPs Filed	Timely MOPs	Compliance	NOCs Filed	Timely NOCs	Compliance
CA472	Group Total	15	13	87% ▲	5	5	100% ▲
AMERICAN FINANCIAL GROUP		MOPs Filed	Timely MOPs	Compliance	NOCs Filed	Timely NOCs	Compliance
Group Total		12	8	67% ▼	5	5	100% ▲
AMERISURE INSURANCE		MOPs Filed	Timely MOPs	Compliance	NOCs Filed	Timely NOCs	Compliance
CA013	Group Total	1	1	100% ▲	No Filings	No Filings	No Filings
AMTRUST INSURANCE		MOPs Filed	Timely MOPs	Compliance	NOCs Filed	Timely NOCs	Compliance
Group Total		51	20	39% ▼	11	6	55% ▼
ARCH INSURANCE		MOPs Filed	Timely MOPs	Compliance	NOCs Filed	Timely NOCs	Compliance
Group Total		37	28	76% ▼	22	18	82% ▼
ARGONAUT INS GROUP		MOPs Filed	Timely MOPs	Compliance	NOCs Filed	Timely NOCs	Compliance
CA020	Group Total	2	2	100% ▲	No Filings	No Filings	No Filings
BERKSHIRE HATHAWAY GROUP		MOPs Filed	Timely MOPs	Compliance	NOCs Filed	Timely NOCs	Compliance
Group Total		9	0	0% ▼	No Filings	No Filings	No Filings
BROADSPIRE SERVICES		MOPs Filed	Timely MOPs	Compliance	NOCs Filed	Timely NOCs	Compliance
CA040	Group Total	50	33	66% ▼	29	24	83% ▼
CAROLINA CASUALTY INS CO		MOPs Filed	Timely MOPs	Compliance	NOCs Filed	Timely NOCs	Compliance
Group Total		9	5	56% ▼	5	5	100% ▲
CHESTERFIELD SERVICES		MOPs Filed	Timely MOPs	Compliance	NOCs Filed	Timely NOCs	Compliance
CA080	Group Total	2	2	100% ▲	No Filings	No Filings	No Filings

Maine Workers' Compensation Board

Initial MOP Filing Benchmark: 85%

Initial Indemnity NOC Benchmark: 90%

* Indicates no claims activity

▲ Indicates benchmark met or exceeded

▼ Indicates benchmark not met

OUT-OF-STATE GROUP COMPLIANCE

Initial MOP and Initial Indemnity NOC Filings

Annual

1/1/2022 - 12/31/2022

		Total Initial MOPs Filed	Initial MOPs Filed Timely	Compliance Percentage	Total Initial Indemnity NOCs Filed	Initial Indemnity NOCs Filed Timely	Compliance Percentage
CHUBB INSURANCE		MOPs Filed	Timely MOPs	Compliance	NOCs Filed	Timely NOCs	Compliance
	Group Total	196	137	70% ▼	119	105	88% ▼
CHURCH MUTUAL INSURANCE		MOPs Filed	Timely MOPs	Compliance	NOCs Filed	Timely NOCs	Compliance
CA084	Group Total	4	2	50% ▼	No Filings	No Filings	No Filings
CINCINNATI FINANCIAL GROUP		MOPs Filed	Timely MOPs	Compliance	NOCs Filed	Timely NOCs	Compliance
CA438	Group Total	1	0	0% ▼	4	3	75% ▼
CNA INSURANCE		MOPs Filed	Timely MOPs	Compliance	NOCs Filed	Timely NOCs	Compliance
	Group Total	21	19	90% ▲	6	4	67% ▼
CONSTITUTION STATE SERVICES		MOPs Filed	Timely MOPs	Compliance	NOCs Filed	Timely NOCs	Compliance
CA110	Group Total	21	13	62% ▼	9	7	78% ▼
CONTINENTAL INDEMNITY		MOPs Filed	Timely MOPs	Compliance	NOCs Filed	Timely NOCs	Compliance
CA115	Group Total	1	1	100% ▲	No Filings	No Filings	No Filings
CONTINENTAL WESTERN INSURANCE		MOPs Filed	Timely MOPs	Compliance	NOCs Filed	Timely NOCs	Compliance
CA073	Group Total	No Filings	No Filings	No Filings	No Filings	No Filings	No Filings
CORVEL ENTERPRISE COMP		MOPs Filed	Timely MOPs	Compliance	NOCs Filed	Timely NOCs	Compliance
CA116	Group Total	58	38	66% ▼	64	47	73% ▼
COTTINGHAM & BUTLER CLAIMS SERVICES		MOPs Filed	Timely MOPs	Compliance	NOCs Filed	Timely NOCs	Compliance
CA117	Group Total	23	8	35% ▼	4	1	25% ▼
CREATIVE RISK SOLUTIONS		MOPs Filed	Timely MOPs	Compliance	NOCs Filed	Timely NOCs	Compliance
CA417	Group Total	3	2	67% ▼	No Filings	No Filings	No Filings
EASTERN ALLIANCE INSURANCE		MOPs Filed	Timely MOPs	Compliance	NOCs Filed	Timely NOCs	Compliance
CA141	Group Total	83	66	80% ▼	17	15	88% ▼
ELECTRIC INSURANCE		MOPs Filed	Timely MOPs	Compliance	NOCs Filed	Timely NOCs	Compliance
CA150	Group Total	12	9	75% ▼	2	2	100% ▲
EMPLOYERS HOLDING GROUP		MOPs Filed	Timely MOPs	Compliance	NOCs Filed	Timely NOCs	Compliance
	Group Total	2	1	50% ▼	5	1	20% ▼

Maine Workers' Compensation Board

Initial MOP Filing Benchmark: 85%

Initial Indemnity NOC Benchmark: 90%

* Indicates no claims activity

▲ Indicates benchmark met or exceeded

▼ Indicates benchmark not met

OUT-OF-STATE GROUP COMPLIANCE

Initial MOP and Initial Indemnity NOC Filings

Annual

1/1/2022 - 12/31/2022

		Total Initial MOPs Filed	Initial MOPs Filed Timely	Compliance Percentage	Total Initial Indemnity NOCs Filed	Initial Indemnity NOCs Filed Timely	Compliance Percentage
ESIS		MOPs Filed	Timely MOPs	Compliance	NOCs Filed	Timely NOCs	Compliance
CA160	Group Total	73	19	26% ▼	7	4	57% ▼
EVEREST REINS HOLDINGS GROUP		MOPs Filed	Timely MOPs	Compliance	NOCs Filed	Timely NOCs	Compliance
	Group Total	2	2	100% ▲	8	8	100% ▲
FAIRFAX FINANCIAL GROUP		MOPs Filed	Timely MOPs	Compliance	NOCs Filed	Timely NOCs	Compliance
	Group Total	2	1	50% ▼	7	6	86% ▼
FEDERATED MUTUAL INSURANCE		MOPs Filed	Timely MOPs	Compliance	NOCs Filed	Timely NOCs	Compliance
CA091	Group Total	5	2	40% ▼	2	1	50% ▼
GALLAGHER BASSETT SERVICES		MOPs Filed	Timely MOPs	Compliance	NOCs Filed	Timely NOCs	Compliance
CA190	Group Total	268	179	67% ▼	121	112	93% ▲
GREAT DIVIDE INSURANCE		MOPs Filed	Timely MOPs	Compliance	NOCs Filed	Timely NOCs	Compliance
CA189	Group Total	No Filings	No Filings	No Filings	No Filings	No Filings	No Filings
GUARD INSURANCE		MOPs Filed	Timely MOPs	Compliance	NOCs Filed	Timely NOCs	Compliance
	Group Total	6	2	33% ▼	2	1	50% ▼
HANOVER INSURANCE		MOPs Filed	Timely MOPs	Compliance	NOCs Filed	Timely NOCs	Compliance
	Group Total	10	6	60% ▼	6	5	83% ▼
HARTFORD INSURANCE		MOPs Filed	Timely MOPs	Compliance	NOCs Filed	Timely NOCs	Compliance
	Group Total	46	35	76% ▼	36	31	86% ▼
HELMSMAN MANAGEMENT SERVICES		MOPs Filed	Timely MOPs	Compliance	NOCs Filed	Timely NOCs	Compliance
CA204	Group Total	18	11	61% ▼	63	58	92% ▲
HOUSTON INT INS GROUP		MOPs Filed	Timely MOPs	Compliance	NOCs Filed	Timely NOCs	Compliance
	Group Total	1	1	100% ▲	1	1	100% ▲
LIBERTY MUTUAL INSURANCE		MOPs Filed	Timely MOPs	Compliance	NOCs Filed	Timely NOCs	Compliance
	Group Total	131	103	79% ▼	62	53	85% ▼
MARKEL CORP GROUP		MOPs Filed	Timely MOPs	Compliance	NOCs Filed	Timely NOCs	Compliance
	Group Total	4	2	50% ▼	No Filings	No Filings	No Filings

OUT-OF-STATE GROUP COMPLIANCE

Initial MOP and Initial Indemnity NOC Filings

Annual

1/1/2022 - 12/31/2022

		Total Initial MOPs Filed	Initial MOPs Filed Timely	Compliance Percentage	Total Initial Indemnity NOCs Filed	Initial Indemnity NOCs Filed Timely	Compliance Percentage
MEADOWBROOK INSURANCE		MOPs Filed	Timely MOPs	Compliance	NOCs Filed	Timely NOCs	Compliance
CA255	Group Total	6	6	100% ▲	No Filings	No Filings	No Filings
MITSUI SUMITOMO INS CO OF AMERICA		MOPs Filed	Timely MOPs	Compliance	NOCs Filed	Timely NOCs	Compliance
	Group Total	1	1	100% ▲	1	1	100% ▲
NATIONWIDE INSURANCE		MOPs Filed	Timely MOPs	Compliance	NOCs Filed	Timely NOCs	Compliance
	Group Total	2	0	0% ▼	No Filings	No Filings	No Filings
NEXT LEVEL ADMINISTRATOR LLC		MOPs Filed	Timely MOPs	Compliance	NOCs Filed	Timely NOCs	Compliance
CA433	Group Total	7	0	0% ▼	1	0	0% ▼
NORTH AMERICAN RISK		MOPs Filed	Timely MOPs	Compliance	NOCs Filed	Timely NOCs	Compliance
CA268	Group Total	No Filings	No Filings	No Filings	No Filings	No Filings	No Filings
OLD REPUBLIC INSURANCE		MOPs Filed	Timely MOPs	Compliance	NOCs Filed	Timely NOCs	Compliance
	Group Total	41	27	66% ▼	33	29	88% ▼
PENNSYLVANIA MFG ASSN		MOPs Filed	Timely MOPs	Compliance	NOCs Filed	Timely NOCs	Compliance
	Group Total	16	12	75% ▼	4	3	75% ▼
PROTECTIVE INSURANCE		MOPs Filed	Timely MOPs	Compliance	NOCs Filed	Timely NOCs	Compliance
CA277	Group Total	5	2	40% ▼	2	1	50% ▼
QBE INSURANCE GROUP		MOPs Filed	Timely MOPs	Compliance	NOCs Filed	Timely NOCs	Compliance
	Group Total	8	5	63% ▼	2	2	100% ▲
RISK ENTERPRISE MANAGEMENT		MOPs Filed	Timely MOPs	Compliance	NOCs Filed	Timely NOCs	Compliance
CA280	Group Total	No Filings	No Filings	No Filings	1	0	0% ▼
RYDER SERVICES		MOPs Filed	Timely MOPs	Compliance	NOCs Filed	Timely NOCs	Compliance
CA295	Group Total	No Filings	No Filings	No Filings	No Filings	No Filings	No Filings
SAFETY NATIONAL CASUALTY CORP		MOPs Filed	Timely MOPs	Compliance	NOCs Filed	Timely NOCs	Compliance
	Group Total	28	23	82% ▼	25	22	88% ▼
SAGAMORE INSURANCE		MOPs Filed	Timely MOPs	Compliance	NOCs Filed	Timely NOCs	Compliance
	Group Total	3	1	33% ▼	1	1	100% ▲

Maine Workers' Compensation Board

Initial MOP Filing Benchmark: 85%

Initial Indemnity NOC Benchmark: 90%

* Indicates no claims activity

▲ Indicates benchmark met or exceeded

▼ Indicates benchmark not met

OUT-OF-STATE GROUP COMPLIANCE

Initial MOP and Initial Indemnity NOC Filings

Annual

1/1/2022 - 12/31/2022

		Total Initial MOPs Filed	Initial MOPs Filed Timely	Compliance Percentage	Total Initial Indemnity NOCs Filed	Initial Indemnity NOCs Filed Timely	Compliance Percentage
SENTRY INSURANCE		MOPs Filed	Timely MOPs	Compliance	NOCs Filed	Timely NOCs	Compliance
Group Total		36	23	64% ▼	9	7	78% ▼
SERVICE AMERICAN INDEMNITY		MOPs Filed	Timely MOPs	Compliance	NOCs Filed	Timely NOCs	Compliance
Group Total		10	5	50% ▼	3	3	100% ▲
SOMPO JAPAN INSURANCE		MOPs Filed	Timely MOPs	Compliance	NOCs Filed	Timely NOCs	Compliance
Group Total		1	1	100% ▲	No Filings	No Filings	No Filings
STARNET INSURANCE		MOPs Filed	Timely MOPs	Compliance	NOCs Filed	Timely NOCs	Compliance
CA190	Group Total	1	0	0% ▼	No Filings	No Filings	No Filings
STARR INDEMNITY INSURANCE		MOPs Filed	Timely MOPs	Compliance	NOCs Filed	Timely NOCs	Compliance
Group Total		25	17	68% ▼	13	12	92% ▲
STARSTONE NATIONAL INSURANCE		MOPs Filed	Timely MOPs	Compliance	NOCs Filed	Timely NOCs	Compliance
Group Total		7	0	0% ▼	No Filings	No Filings	No Filings
THE AMERICAN EQUITY UNDERWRITERS		MOPs Filed	Timely MOPs	Compliance	NOCs Filed	Timely NOCs	Compliance
CA323	Group Total	No Filings	No Filings	No Filings	No Filings	No Filings	No Filings
TOKIO MARINE INSURANCE		MOPs Filed	Timely MOPs	Compliance	NOCs Filed	Timely NOCs	Compliance
CA414	Group Total	1	0	0% ▼	1	0	0% ▼
TRAVELERS INSURANCE		MOPs Filed	Timely MOPs	Compliance	NOCs Filed	Timely NOCs	Compliance
Group Total		135	84	62% ▼	36	31	86% ▼
TYSON FOODS INC		MOPs Filed	Timely MOPs	Compliance	NOCs Filed	Timely NOCs	Compliance
CA435	Group Total	2	2	100% ▲	4	4	100% ▲
UTICA MUTUAL INSURANCE		MOPs Filed	Timely MOPs	Compliance	NOCs Filed	Timely NOCs	Compliance
CA324	Group Total	2	0	0% ▼	No Filings	No Filings	No Filings
VANLINER INSURANCE		MOPs Filed	Timely MOPs	Compliance	NOCs Filed	Timely NOCs	Compliance
CA379	Group Total	4	3	75% ▼	1	1	100% ▲
WALMART CLAIMS SERVICES		MOPs Filed	Timely MOPs	Compliance	NOCs Filed	Timely NOCs	Compliance
CA100	Group Total	22	20	91% ▲	152	149	98% ▲

OUT-OF-STATE GROUP COMPLIANCE

Initial MOP and Initial Indemnity NOC Filings

Annual

1/1/2022 - 12/31/2022

		Total Initial MOPs Filed	Initial MOPs Filed Timely	Compliance Percentage	Total Initial Indemnity NOCs Filed	Initial Indemnity NOCs Filed Timely	Compliance Percentage
XL INSURANCE		MOPs Filed	Timely MOPs	Compliance	NOCs Filed	Timely NOCs	Compliance
CA384	Group Total	14	10	71% ▼	12	8	67% ▼
YORK RISK SERVICES		MOPs Filed	Timely MOPs	Compliance	NOCs Filed	Timely NOCs	Compliance
CA340	Group Total	No Filings	No Filings	No Filings	No Filings	No Filings	No Filings
ZURICH INSURANCE		MOPs Filed	Timely MOPs	Compliance	NOCs Filed	Timely NOCs	Compliance
Group Total		107	75	70% ▼	45	29	64% ▼
		MOPs Filed	Timely MOPs	Compliance	NOCs Filed	Timely NOCs	Compliance
TOTAL OUT-OF-STATE		2,016	1,452	72% ▼	1,136	999	88% ▼

Maine Workers' Compensation Board

Initial MOP Filing Benchmark: 85%

Initial Indemnity NOC Benchmark: 90%

* Indicates no claims activity

▲ Indicates benchmark met or exceeded

▼ Indicates benchmark not met

TYPE OF INSURER GROUP COMPLIANCE
Lost Time FROI Filings and Initial Indemnity Payments
Annual
1/1/2022 - 12/31/2022

INSURANCE COMPANY		Total Lost Time FROIs Filed	Lost Time FROIs Filed Timely	Compliance Percentage	Total Initial Indemnity Payments Made	Initial Indemnity Payments Made Timely	Compliance Percentage
CA010	ACADIA INSURANCE	210	162	77%	75	70	93%
CA418	ACUITY MUTUAL INSURANCE	6	4	67%	2	2	100%
CA015	AIG CLAIMS, INC	6	2	33%	2	2	100%
CA472	AIM MUTUAL INSURANCE	29	13	45%	15	13	87%
CA430	ALLMERICA FINANCIAL ALLIANCE	1	0	0%	1	1	100%
CA428	ALLMERICA FINANCIAL BENEFIT INSURANCE	3	0	0%	No filings	No filings	No filings
CA003	AMERICAN FIRE & CASUALTY INSURANCE	2	1	50%	2	1	50%
CA021	AMERICAN GUARANTEE & LIABILITY	9	8	89%	4	4	100%
CA022	AMERICAN ZURICH	87	68	77%	20	18	90%
CA019	AMGUARD INSURANCE	20	12	60%	5	4	80%
CA437	AMTRUST NORTH AMERICA	6	1	17%	5	1	20%
CA020	ARGONAUT INSURANCE	2	1	50%	2	2	100%
CA037	BERKSHIRE HATHAWAY DIRECT INSURANCE	1	0	0%	No filings	No filings	No filings
CA114	BERKSHIRE HATHAWAY HOMESTATE INSURANCE	6	1	17%	6	5	83%
CA072	CHARTER OAK FIRE INSURANCE	75	22	29%	53	41	77%
CA438	CINCINNATI INSURANCE	13	7	54%	1	0	0%
CA048	CITIZENS INSURANCE COMPANY OF AMERICA	5	4	80%	2	1	50%
CA083	CNA CLAIMS PLUS	6	0	0%	5	5	100%
CA050	CONTINENTAL CASUALTY	1	1	100%	1	1	100%
CA115	CONTINENTAL INDEMNITY	1	1	100%	1	1	100%
CA073	CONTINENTAL WESTERN INSURANCE	2	1	50%	No filings	No filings	No filings
CA141	EASTERN ALLIANCE INSURANCE	253	149	59%	83	67	81%
CA140	EASTGUARD INSURANCE	5	4	80%	1	1	100%
CA480	EMPLOYERS ASSURANCE COMPANY	5	0	0%	No filings	No filings	No filings
CA481	EMPLOYERS COMPENSATION INSURANCE	7	1	14%	1	0	0%
CA380	EMPLOYERS INSURANCE OF WAUSAU	4	2	50%	1	1	100%

Maine Workers' Compensation Board
Lost Time FROI Filing Benchmark: 85%
Initial Indemnity Payment Benchmark: 87%

TYPE OF INSURER GROUP COMPLIANCE
Lost Time FROI Filings and Initial Indemnity Payments
Annual
1/1/2022 - 12/31/2022

INSURANCE COMPANY		Total Lost Time FROIs Filed	Lost Time FROIs Filed Timely	Compliance Percentage	Total Initial Indemnity Payments Made	Initial Indemnity Payments Made Timely	Compliance Percentage
CA479	EMPLOYERS PREFERRED INSURANCE	13	1	8%	1	1	100%
CA164	FARMINGTON CASUALTY	6	2	33%	3	1	33%
CA091	FEDERATED MUTUAL INSURANCE	10	6	60%	5	4	80%
CA207	FLORISTS MUTUAL INSURANCE	5	4	80%	1	1	100%
CA095	FRANKENMUTH INSURANCE	1	0	0%	1	1	100%
CA192	GREAT AMERICAN ALLIANCE INSURANCE	2	0	0%	2	2	100%
CA193	GREAT AMERICAN INSURANCE	1	0	0%	2	1	50%
CA189	GREAT DIVIDE INSURANCE	2	0	0%	No filings	No filings	No filings
CA429	HANOVER AMERICAN INSURANCE	6	0	0%	3	3	100%
CA202	HANOVER INSURANCE	11	4	36%	2	1	50%
CA198	HARLEYSVILLE WORSTER INSURANCE	1	0	0%	No filings	No filings	No filings
CA188	HARTFORD ACCIDENT & INDEMNITY	4	1	25%	2	2	100%
CA185	HARTFORD CASUALTY INSURANCE	10	7	70%	5	5	100%
CA203	HARTFORD FIRE INSURANCE	18	18	100%	6	6	100%
CA186	HARTFORD INSURANCE COMPANY OF THE MIDWEST	8	5	63%	2	2	100%
CA187	HARTFORD UNDERWRITERS INSURANCE	16	12	75%	4	3	75%
CA210	LIBERTY MUTUAL INSURANCE	261	147	56%	114	90	79%
CA260	MAINE EMPLOYERS' MUTUAL INSURANCE	4,522	2,947	65%	1,287	1,064	83%
CA228	MASSACHUSETTS BAY INSURANCE	3	0	0%	2	0	0%
CA255	MEADOWBROOK INSURANCE	12	7	58%	6	6	100%
CA426	MIDDLESEX INSURANCE COMPANY	14	7	50%	8	7	88%
CA271	NATIONAL FIRE INSURANCE	3	2	67%	3	3	100%
CA267	NATIONAL INTERSTATE INSURANCE COMPANY	18	18	100%	7	6	86%
CA474	NATIONAL LIABILITY AND FIRE INSURANCE	1	1	100%	2	1	50%
CA477	NATIONWIDE GENERAL INSURANCE	1	0	0%	1	0	0%
CA478	NATIONWIDE INSURANCE CO OF AMERICA	1	0	0%	1	0	0%

TYPE OF INSURER GROUP COMPLIANCE
Lost Time FROI Filings and Initial Indemnity Payments
Annual
1/1/2022 - 12/31/2022

		Total Lost Time FROIs Filed	Lost Time FROIs Filed Timely	Compliance Percentage	Total Initial Indemnity Payments Made	Initial Indemnity Payments Made Timely	Compliance Percentage
INSURANCE COMPANY							
CA433	NEXT LEVEL ADMINISTRATOR LLC	12	7	58%	6	3	50%
CA272	NORGUARD INSURANCE	10	8	80%	No filings	No filings	No filings
CA406	OHIO CASUALTY INSURANCE	9	7	78%	3	2	67%
CA407	OHIO SECURITY INSURANCE	10	4	40%	6	3	50%
CA284	PHOENIX INSURANCE	3	1	33%	3	1	33%
CA288	PROPERTY & CASUALTY INSURANCE COMPANY OF HARTFORD	36	18	50%	11	9	82%
CA296	SENTINEL INSURANCE	1	1	100%	No filings	No filings	No filings
CA402	SENTRY CASUALTY	41	17	41%	17	8	47%
CA305	SENTRY INSURANCE	26	17	65%	10	8	80%
CA306	STANDARD FIRE INSURANCE	71	33	46%	34	31	91%
CA342	TECHNOLOGY INSURANCE	25	3	12%	19	9	47%
CA087	THE CONTINENTAL INSURANCE	10	3	30%	7	5	71%
CA414	TOKIO MARINE AMERICA INSURANCE	2	0	0%	1	0	0%
CA314	TRANSPORTATION INSURANCE	3	0	0%	3	2	67%
CA347	TRAVELERS CASUALTY & SURETY	6	3	50%	4	1	25%
CA348	TRAVELERS CASUALTY INSURANCE COMPANY OF AMERICA	10	1	10%	9	7	78%
CA349	TRAVELERS COMMERCIAL CASUALTY	11	2	18%	12	11	92%
CA343	TRAVELERS INDEMNITY COMPANY	1	1	100%	No filings	No filings	No filings
CA346	TRAVELERS INDEMNITY COMPANY OF AMERICA	3	1	33%	2	2	100%
CA345	TRAVELERS PROPERTY CASUALTY INSURANCE	12	3	25%	7	6	86%
CA494	TRIUMPHE CASUALTY	1	1	100%	1	1	100%
CA319	TRUMBULL INSURANCE	11	6	55%	5	2	40%
CA321	TWIN CITY FIRE INSURANCE	16	11	69%	5	4	80%
CA375	UNITED STATES FIRE INSURANCE	2	0	0%	No filings	No filings	No filings

Maine Workers' Compensation Board

Lost Time FROI Filing Benchmark: 85%

Initial Indemnity Payment Benchmark: 87%

TYPE OF INSURER GROUP COMPLIANCE
Lost Time FROI Filings and Initial Indemnity Payments
Annual
1/1/2022 - 12/31/2022

		Total Lost Time FROIs Filed	Lost Time FROIs Filed Timely	Compliance Percentage	Total Initial Indemnity Payments Made	Initial Indemnity Payments Made Timely	Compliance Percentage
INSURANCE COMPANY							
CA324	UTICA MUTUAL INSURANCE	3	2	67%	2	2	100%
CA379	VANLINER INSURANCE	9	7	78%	4	3	75%
CA381	WESCO INSURANCE	44	9	20%	27	9	33%
CA408	WEST AMERICAN INSURANCE	2	0	0%	No filings	No filings	No filings
CA400	ZURICH AMERICAN INSURANCE	31	18	58%	12	9	75%
	Total:	6,133	3,835	63%	1,969	1,590	81%
SELF INSURED SELF ADMINISTERED							
CA036	BATH IRON WORKS	61	56	92%	42	36	86%
CA085	CIANBRO CORPORATION	1	1	100%	1	1	100%
CA496	DELHAIZE AMERICA LLC	90	67	74%	60	50	83%
CA201	HANNAFORD BROTHERS	178	128	72%	56	45	80%
CA220	MAINE AUTOMOBILE DEALERS ASSOCIATION	2	0	0%	1	0	0%
CA234	MAINE HEALTHCARE ASSOCIATION	174	143	82%	73	68	93%
CA230	MAINE MOTOR TRANSPORT ASSOCIATION	129	123	95%	19	18	95%
CA225	MAINE MUNICIPAL ASSOCIATION	819	772	94%	135	125	93%
CA250	MAINE SCHOOL MANAGEMENT ASSOCIATION	281	251	89%	80	77	96%
CA307	STATE OF MAINE WORKERS' COMPENSATION TRUST	699	597	85%	109	103	94%
CA435	TYSON FOODS INC	7	1	14%	2	2	100%
CA100	WALMART CLAIMS SERVICES	385	369	96%	22	22	100%
	Total:	2,826	2,508	89%	600	547	91%
TPAS ADMINISTERING FOR INSURERS							
CA485	BERKLEY CASUALTY COMPANY	3	2	67%	4	2	50%
CA040	BROADSPIRE SERVICES	126	61	48%	50	36	72%
CA070	CANNON COCHRAN MANAGEMENT SERVICES	60	41	68%	28	19	68%
CA080	CHESTERFIELD SERVICES	2	1	50%	2	2	100%
CA110	CONSTITUTION STATE SERVICES	39	12	31%	21	14	67%

Maine Workers' Compensation Board
Lost Time FROI Filing Benchmark: 85%
Initial Indemnity Payment Benchmark: 87%

TYPE OF INSURER GROUP COMPLIANCE
Lost Time FROI Filings and Initial Indemnity Payments
Annual
1/1/2022 - 12/31/2022

		Total Lost Time FROIs Filed	Lost Time FROIs Filed Timely	Compliance Percentage	Total Initial Indemnity Payments Made	Initial Indemnity Payments Made Timely	Compliance Percentage
TPAS ADMINISTERING FOR INSURERS							
CA116	CORVEL ENTERPRISE COMP	223	106	48%	44	31	70%
CA117	COTTINGHAM & BUTLER CLAIMS SERVICES	33	25	76%	23	11	48%
CA417	CREATIVE RISK SOLUTIONS	3	0	0%	3	3	100%
CA160	ESIS	97	13	13%	73	19	26%
CA190	GALLAGHER BASSETT SERVICES	686	502	73%	214	159	74%
CA204	HELMSMAN MANAGEMENT SERVICES	111	82	74%	13	10	77%
CA268	NORTH AMERICAN RISK SERVICES	1	0	0%	No filings	No filings	No filings
CA280	RISK ENTERPRISE MANAGEMENT	1	0	0%	No filings	No filings	No filings
CA295	RYDER SERVICES	3	1	33%	No filings	No filings	No filings
CA300	SEDGWICK CLAIMS MANAGEMENT SERVICES	1,368	1,121	82%	408	382	94%
CA323	THE AMERICAN EQUITY UNDERWRITERS	8	2	25%	No filings	No filings	No filings
CA340	YORK RISK SERVICES	2	2	100%	No filings	No filings	No filings
	Total:	2,766	1,971	71%	883	688	78%
TPAS ADMINISTERING FOR SELF INSURED							
CA070	CANNON COCHRAN MANAGEMENT SERVICES	128	90	70%	50	41	82%
CA116	CORVEL ENTERPRISE COMP	49	32	65%	14	14	100%
CA093	CROSS INSURANCE	1,758	1,651	94%	414	402	97%
CA175	FUTURECOMP	166	156	94%	25	24	96%
CA190	GALLAGHER BASSETT SERVICES	147	99	67%	54	23	43%
CA204	HELMSMAN MANAGEMENT SERVICES	17	7	41%	5	3	60%
CA300	SEDGWICK CLAIMS MANAGEMENT SERVICES	166	124	75%	31	22	71%
CA320	SYNERNET	1,166	1,113	95%	362	353	98%
	Total:	3,597	3,272	91%	955	882	92%
	Grand Total:	15,326	11,590	76%	4,406	3,706	84%

Maine Workers' Compensation Board
Lost Time FROI Filing Benchmark: 85%
Initial Indemnity Payment Benchmark: 87%

TYPE OF INSURER GROUP COMPLIANCE
Initial MOP and Initial Indemnity NOC Filings
Annual
1/1/2022 - 12/31/2022

		Total Initial MOPs Filed	Initial MOPs Filed Timely	Compliance Percentage	Total Initial Indemnity NOCs Filed	Initial Indemnity NOCs Filed Timely	Compliance Percentage
INSURANCE COMPANY							
CA010	ACADIA INSURANCE	75	69	92%	32	28	88%
CA418	ACUITY MUTUAL INSURANCE	2	2	100%	1	1	100%
CA015	AIG CLAIMS, INC	2	2	100%	2	2	100%
CA472	AIM MUTUAL INSURANCE	15	13	87%	5	5	100%
CA430	ALLMERICA FINANCIAL ALLIANCE	1	1	100%	No filings	No filings	No filings
CA428	ALLMERICA FINANCIAL BENEFIT INSURANCE	No filings	No filings	No filings	No filings	No filings	No filings
CA003	AMERICAN FIRE & CASUALTY INSURANCE	2	2	100%	No filings	No filings	No filings
CA021	AMERICAN GUARANTEE & LIABILITY	4	4	100%	2	2	100%
CA022	AMERICAN ZURICH	20	17	86%	20	14	70%
CA019	AMGUARD INSURANCE	5	1	20%	No filings	No filings	No filings
CA437	AMTRUST NORTH AMERICA	5	2	40%	1	1	100%
CA020	ARGONAUT INSURANCE	2	2	100%	No filings	No filings	No filings
CA114	BERKSHIRE HATHAWAY DIRECT INSURANCE	No filings	No filings	No filings	No filings	No filings	No filings
CA114	BERKSHIRE HATHAWAY HOMESTATE INSURANCE	6	0	0%	No filings	No filings	No filings
CA072	CHARTER OAK FIRE INSURANCE	53	33	62%	12	10	83%
CA438	CINCINNATI INSURANCE	1	0	0%	4	3	75%
CA048	CITIZENS INSURANCE COMPANY OF AMERICA	2	1	50%	1	1	100%
CA083	CNA CLAIMS PLUS	5	5	100%	No filings	No filings	No filings
CA050	CONTINENTAL CASUALTY	1	1	100%	No filings	No filings	No filings
CA115	CONTINENTAL INDEMNITY	1	1	100%	No filings	No filings	No filings
CA073	CONTINENTAL WESTERN INSURANCE	No filings	No filings	No filings	No filings	No filings	No filings
CA141	EASTERN ALLIANCE INSURANCE	83	66	80%	17	15	88%
CA140	EASTGUARD INSURANCE	1	1	100%	No filings	No filings	No filings
CA480	EMPLOYERS ASSURANCE COMPANY	No filings	No filings	No filings	1	0	0%
CA481	EMPLOYERS COMPENSATION INSURANCE	1	0	0%	1	0	0%
CA380	EMPLOYERS INSURANCE OF WAUSAU	1	1	100%	2	2	100%

Maine Workers' Compensation Board

MOP Filing Benchmark: 85%

Initial Indemnity NOC Benchmark: 90%

TYPE OF INSURER GROUP COMPLIANCE
Initial MOP and Initial Indemnity NOC Filings
Annual
1/1/2022 - 12/31/2022

		Total Initial MOPs Filed	Initial MOPs Filed Timely	Compliance Percentage	Total Initial Indemnity NOCs Filed	Initial Indemnity NOCs Filed Timely	Compliance Percentage
INSURANCE COMPANY							
CA479	EMPLOYERS PREFERRED INSURANCE	1	1	100%	3	1	33%
CA164	FARMINGTON CASUALTY	3	1	33%	2	2	100%
CA091	FEDERATED MUTUAL INSURANCE	5	2	40%	2	1	50%
CA207	FLORISTS MUTUAL INSURANCE	1	1	100%	No filings	No filings	No filings
CA095	FRANKENMUTH INSURANCE	1	1	100%	No filings	No filings	No filings
CA192	GREAT AMERICAN ALLIANCE INSURANCE	2	0	0%	No filings	No filings	No filings
CA193	GREAT AMERICAN INSURANCE	2	0	0%	No filings	No filings	No filings
CA189	GREAT DIVIDE INSURANCE	No filings	No filings	No filings	No filings	No filings	No filings
CA429	HANOVER AMERICAN INSURANCE	3	3	100%	2	1	50%
CA202	HANOVER INSURANCE	2	1	50%	3	3	100%
CA198	HARLEYSVILLE WORCESTER INSURANCE	No filings	No filings	No filings	No filings	No filings	No filings
CA188	HARTFORD ACCIDENT & INDEMNITY	2	1	50%	1	1	100%
CA185	HARTFORD CASUALTY INSURANCE	5	5	100%	2	2	100%
CA203	HARTFORD FIRE INSURANCE	6	6	100%	4	4	100%
CA186	HARTFORD INSURANCE COMPANY OF THE MIDWEST	2	2	100%	2	2	100%
CA187	HARTFORD UNDERWRITERS INSURANCE	4	3	75%	7	6	86%
CA210	LIBERTY MUTUAL INSURANCE	114	94	82%	52	45	87%
CA260	MAINE EMPLOYERS' MUTUAL INSURANCE	1,287	966	75%	909	817	90%
CA228	MASSACHUSETTS BAY INSURANCE	2	0	0%	No filings	No filings	No filings
CA255	MEADOWBROOK INSURANCE	6	6	100%	No filings	No filings	No filings
CA426	MIDDLESEX INSURANCE COMPANY	8	7	88%	1	1	100%
CA271	NATIONAL FIRE INSURANCE	3	3	100%	No filings	No filings	No filings
CA267	NATIONAL INTERSTATE INSURANCE COMPANY	7	7	100%	5	5	100%
CA474	NATIONAL LIABILITY AND FIRE INSURANCE	2	0	0%	No filings	No filings	No filings
CA477	NATIONWIDE GENERAL INSURANCE	1	0	0%	No filings	No filings	No filings
CA478	NATIONWIDE INSURANCE CO OF AMERICA	1	0	0%	No filings	No filings	No filings

Maine Workers' Compensation Board

MOP Filing Benchmark: 85%

Initial Indemnity NOC Benchmark: 90%

TYPE OF INSURER GROUP COMPLIANCE
Initial MOP and Initial Indemnity NOC Filings
Annual
1/1/2022 - 12/31/2022

		Total Initial MOPs Filed	Initial MOPs Filed Timely	Compliance Percentage	Total Initial Indemnity NOCs Filed	Initial Indemnity NOCs Filed Timely	Compliance Percentage
INSURANCE COMPANY							
CA433	NEXT LEVEL ADMINISTRATOR LLC	6	0	0%	1	0	0%
CA272	NORGUARD INSURANCE	No filings	No filings	No filings	2	1	50%
CA406	OHIO CASUALTY INSURANCE	3	2	67%	4	4	100%
CA407	OHIO SECURITY INSURANCE	6	3	50%	No filings	No filings	No filings
CA284	PHOENIX INSURANCE	3	1	33%	No filings	No filings	No filings
CA288	PROPERTY & CASUALTY INSURANCE COMPANY OF HARTFORD	11	9	82%	8	5	63%
CA296	SENTINEL INSURANCE	No filings	No filings	No filings	1	1	100%
CA402	SENTRY CASUALTY	17	7	41%	5	3	60%
CA305	SENTRY INSURANCE	10	8	80%	3	3	100%
CA306	STANDARD FIRE INSURANCE	34	25	74%	16	15	94%
CA342	TECHNOLOGY INSURANCE	19	8	42%	3	2	67%
CA087	THE CONTINENTAL INSURANCE	7	5	71%	2	1	50%
CA414	TOKIO MARINE AMERICA INSURANCE	1	0	0%	1	0	0%
CA314	TRANSPORTATION INSURANCE	3	3	100%	No filings	No filings	No filings
CA347	TRAVELERS CASUALTY & SURETY	4	1	25%	2	1	50%
CA348	TRAVELERS CASUALTY INSURANCE COMPANY OF AMERICA	9	3	33%	No filings	No filings	No filings
CA349	TRAVELERS COMMERCIAL CASUALTY	12	9	75%	No filings	No filings	No filings
CA343	TRAVELERS INDEMNITY COMPANY	No filings	No filings	No filings	No filings	No filings	No filings
CA346	TRAVELERS INDEMNITY COMPANY OF AMERICA	2	2	100%	No filings	No filings	No filings
CA345	TRAVELERS PROPERTY CASUALTY INSURANCE	7	4	57%	3	3	100%
CA494	TRIUMPH CASUALTY	1	1	100%	No filings	No filings	No filings
CA319	TRUMBULL INSURANCE	5	2	40%	1	1	100%
CA321	TWIN CITY FIRE INSURANCE	5	3	60%	5	5	100%
CA375	UNITED STATES FIRE INSURANCE	No filings	No filings	No filings	No filings	No filings	No filings

Maine Workers' Compensation Board

MOP Filing Benchmark: 85%

Initial Indemnity NOC Benchmark: 90%

TYPE OF INSURER GROUP COMPLIANCE
Initial MOP and Initial Indemnity NOC Filings
Annual
1/1/2022 - 12/31/2022

		Total Initial MOPs Filed	Initial MOPs Filed Timely	Compliance Percentage	Total Initial Indemnity NOCs Filed	Initial Indemnity NOCs Filed Timely	Compliance Percentage
INSURANCE COMPANY							
CA324	UTICA MUTUAL INSURANCE	2	0	0%	No filings	No filings	No filings
CA379	VANLINER INSURANCE	4	3	75%	1	1	100%
CA381	WESCO INSURANCE	27	10	37%	7	3	43%
CA408	WEST AMERICAN INSURANCE	No filings	No filings	No filings	1	1	100%
CA400	ZURICH AMERICAN INSURANCE	12	10	83%	2	1	50%
	Total:	1,969	1,454	74%	1,164	1,026	88%
SELF INSURED SELF ADMINISTERED							
CA036	BATH IRON WORKS	42	41	98%	5	5	100%
CA085	CIANBRO CORPORATION	1	1	100%	No filings	No filings	No filings
CA496	DELHAIZE AMERICA LLC	60	48	80%	11	9	82%
CA201	HANNAFORD BROTHERS	56	44	79%	32	29	91%
CA220	MAINE AUTOMOBILE DEALERS ASSOCIATION	1	0	0%	1	0	0%
CA234	MAINE HEALTHCARE ASSOCIATION	73	69	95%	21	20	95%
CA230	MAINE MOTOR TRANSPORT ASSOCIATION	19	19	100%	22	21	95%
CA225	MAINE MUNICIPAL ASSOCIATION	135	123	91%	279	269	96%
CA250	MAINE SCHOOL MANAGEMENT ASSOCIATION	80	77	96%	38	37	97%
CA307	STATE OF MAINE WORKERS' COMPENSATION TRUST	109	84	77%	198	193	97%
CA435	TYSON FOODS INC	2	2	100%	4	4	100%
CA100	WALMART CLAIMS SERVICES	22	20	91%	152	149	98%
	Total:	600	528	88%	763	736	96%
TPAS ADMINISTERING FOR INSURERS							
CA485	BERKLEY CASUALTY COMPANY	4	0	0%	No filings	No filings	No filings
CA040	BROADSPIRE SERVICES	50	33	66%	29	24	83%
CA070	CANNON COCHRAN MANAGEMENT SERVICES	28	14	50%	14	12	86%
CA080	CHESTERFIELD SERVICES	2	2	100%	No filings	No filings	No filings
CA110	CONSTITUTION STATE SERVICES	21	13	62%	9	7	78%

Maine Workers' Compensation Board

MOP Filing Benchmark: 85%

Initial Indemnity NOC Benchmark: 90%

TYPE OF INSURER GROUP COMPLIANCE
Initial MOP and Initial Indemnity NOC Filings
Annual
1/1/2022 - 12/31/2022

		Total Initial MOPs Filed	Initial MOPs Filed Timely	Compliance Percentage	Total Initial Indemnity NOCs Filed	Initial Indemnity NOCs Filed Timely	Compliance Percentage
TPAS ADMINISTERING FOR INSURERS							
CA116	CORVEL ENTERPRISE COMP	44	26	59%	53	37	70%
CA117	COTTINGHAM & BUTLER CLAIMS SERVICES	23	8	35%	4	1	25%
CA417	CREATIVE RISK SOLUTIONS	3	2	67%	No filings	No filings	No filings
CA160	ESIS	73	19	26%	7	4	57%
CA190	GALLAGHER BASSETT SERVICES	214	151	71%	109	100	92%
CA204	HELMSMAN MANAGEMENT SERVICES	13	9	69%	54	49	91%
CA268	NORTH AMERICAN RISK SERVICES	No filings	No filings	No filings	No filings	No filings	No filings
CA280	RISK ENTERPRISE MANAGEMENT	No filings	No filings	No filings	1	0	0%
CA295	RYDER SERVICES	No filings	No filings	No filings	No filings	No filings	No filings
CA300	SEDGWICK CLAIMS MANAGEMENT SERVICES	408	374	92%	185	174	94%
CA323	THE AMERICAN EQUITY UNDERWRITERS	No filings	No filings	No filings	No filings	No filings	No filings
CA340	YORK RISK SERVICES	No filings	No filings	No filings	No filings	No filings	No filings
	Total:	883	651	74%	465	408	88%
TPAS ADMINISTERING FOR SELF INSURED							
CA070	CANNON COCHRAN MANAGEMENT SERVICES	50	38	76%	19	19	100%
CA116	CORVEL ENTERPRISE COMP	14	12	86%	11	10	91%
CA093	CROSS INSURANCE	414	394	95%	526	524	100%
CA175	FUTURECOMP	25	22	88%	39	38	97%
CA190	GALLAGHER BASSETT SERVICES	54	28	52%	12	12	100%
CA204	HELMSMAN MANAGEMENT SERVICES	5	2	40%	9	9	100%
CA300	SEDGWICK CLAIMS MANAGEMENT SERVICES	31	22	71%	39	32	82%
CA320	SYNERNET	362	320	88%	146	144	99%
	Total:	955	838	88%	801	788	98%
	Grand Total:	4,406	3,470	79%	3,194	2,959	93%

Maine Workers' Compensation Board

MOP Filing Benchmark: 85%

Initial Indemnity NOC Benchmark: 90%

INSURANCE GROUP COMPLIANCE
 Wage Statements and Fringe Benefit Forms
 Annual
 1/1/2022 - 12/31/2022

Insurance Company	Total Wage Statement(s) Due	Wage Statement(s) Filed Timely	Compliance Percentage	Total Fringe Benefit Form(s) Due	Fringe Benefit Form(s) Filed Timely	Compliance Percentage
ACADIA INSURANCE	Wage(s) Due	Timely Wage(s)	Compliance	Fringe(s) Due	Timely Fringe(s)	Compliance
CA010 ACADIA INSURANCE	129	110	85%	129	109	84%
Total	129	110	85% ▲	129	109	84% ▲
ACADIA INSURANCE Group Total	129	110	85% ▲	129	109	84% ▲
ACCIDENT FUND INSURANCE	Wage(s) Due	Timely Wage(s)	Compliance	Fringe(s) Due	Timely Fringe(s)	Compliance
ACCIDENT FUND INSURANCE	*	*	*	*	*	*
Total	*	*	*	*	*	*
ACCIDENT FUND INSURANCE TPA Administered Claims						
CA190 GALLAGHER BASSETT SERVICES	14	6	43%	14	9	64%
TPA Total	14	6	43% ▼	14	9	64% ▼
ACCIDENT FUND INSURANCE Group Total	14	6	43% ▼	14	9	64% ▼
ACUITY MUTUAL INSURANCE	Wage(s) Due	Timely Wage(s)	Compliance	Fringe(s) Due	Timely Fringe(s)	Compliance
CA418 ACUITY MUTUAL INSURANCE	3	2	67%	3	2	67%
Total	3	2	67% ▼	3	2	67% ▼
ACUITY MUTUAL INSURANCE Group Total	3	2	67% ▼	3	2	67% ▼
AIG INSURANCE	Wage(s) Due	Timely Wage(s)	Compliance	Fringe(s) Due	Timely Fringe(s)	Compliance
CA015 AIG CLAIMS, INC	5	2	40%	5	1	20%
Total	5	2	40% ▼	5	1	20% ▼
AIG INSURANCE TPA Administered Claims						
CA040 BROADSPIRE SERVICES	8	2	25%	8	1	13%
CA070 CANNON COCHRAN MANAGEMENT SERVICES	1	1	100%	1	1	100%
CA116 CORVEL ENTERPRISE COMP	8	2	25%	8	2	25%
CA160 ESIS	23	2	9%	23	0	0%
CA190 GALLAGHER BASSETT SERVICES	63	50	79%	63	50	79%
CA204 HELMSMAN MANAGEMENT SERVICES	72	50	69%	72	48	67%
CA300 SEDGWICK CLAIMS MANAGEMENT SERVICES	383	356	93%	383	359	94%
TPA Total	558	463	83% ▲	558	461	83% ▲
AIG INSURANCE Group Total	563	465	83% ▲	563	462	82% ▲
AIM MUTUAL GROUP	Wage(s) Due	Timely Wage(s)	Compliance	Fringe(s) Due	Timely Fringe(s)	Compliance
CA472 AIM MUTUAL INSURANCE	21	9	43%	21	9	43%
Total	21	9	43% ▼	21	9	43% ▼
AIM MUTUAL GROUP Group Total	21	9	43% ▼	21	9	43% ▼

INSURANCE GROUP COMPLIANCE
 Wage Statements and Fringe Benefit Forms
 Annual
 1/1/2022 - 12/31/2022

Insurance Company	Total Wage Statement(s) Due	Wage Statement(s) Filed Timely	Compliance Percentage	Total Fringe Benefit Form(s) Due	Fringe Benefit Form(s) Filed Timely	Compliance Percentage
AMERICAN FINANCIAL GROUP	Wage(s) Due	Timely Wage(s)	Compliance	Fringe(s) Due	Timely Fringe(s)	Compliance
CA192 GREAT AMERICAN ALLIANCE INSURANCE	3	1	33%	3	2	67%
CA267 NATIONAL INTERSTATE INSURANCE COMPANY	12	12	100%	12	12	100%
Total	15	13	87% ▲	15	14	93% ▲
AMERICAN FINANCIAL GROUP Group Total	15	13	87% ▲	15	14	93% ▲
AMERISURE INSURANCE	Wage(s) Due	Timely Wage(s)	Compliance	Fringe(s) Due	Timely Fringe(s)	Compliance
CA013 AMERISURE INSURANCE	*	*	*	*	*	*
Total	*	*	*	*	*	*
AMERISURE INSURANCE TPA Administered Claims						
CA190 GALLAGHER BASSETT SERVICES	2	2	100%	2	2	100%
TPA Total	2	2	100% ▲	2	2	100% ▲
AMERISURE INSURANCE Group Total	2	2	100% ▲	2	2	100% ▲
AMTRUST INSURANCE	Wage(s) Due	Timely Wage(s)	Compliance	Fringe(s) Due	Timely Fringe(s)	Compliance
CA437 SECURITY NATIONAL INSURANCE	6	2	33%	6	0	0%
CA342 TECHNOLOGY INSURANCE	23	4	17%	23	3	13%
CA381 WESCO INSURANCE	39	4	10%	39	3	8%
Total	68	10	15% ▼	68	6	9% ▼
AMTRUST INSURANCE Group Total	68	10	15% ▼	68	6	9% ▼
ARCH INSURANCE	Wage(s) Due	Timely Wage(s)	Compliance	Fringe(s) Due	Timely Fringe(s)	Compliance
ARCH INSURANCE	*	*	*	*	*	*
Total	*	*	*	*	*	*
ARCH INSURANCE TPA Administered Claims						
CA040 BROADSPIRE SERVICES	9	5	56%	9	2	22%
CA070 CANNON COCHRAN MANAGEMENT SERVICES	9	8	89%	9	8	89%
CA116 CORVEL ENTERPRISE COMP	31	12	39%	31	10	32%
CA117 COTTINGHAM & BUTLER CLAIMS SERVICES	8	7	88%	8	6	75%
CA160 ESIS	1	0	0%	1	0	0%
CA190 GALLAGHER BASSETT SERVICES	12	5	42%	12	7	58%
CA300 SEDGWICK CLAIMS MANAGEMENT SERVICES	11	8	73%	11	8	73%
TPA Total	81	45	56% ▼	81	41	51% ▼
ARCH INSURANCE Group Total	81	45	56% ▼	81	41	51% ▼
ARGONAUT INS GROUP	Wage(s) Due	Timely Wage(s)	Compliance	Fringe(s) Due	Timely Fringe(s)	Compliance
CA020 ARGONAUT INSURANCE	2	1	50%	2	0	0%
Total	2	1	50% ▼	2	0	0% ▼
ARGONAUT INS GROUP Group Total	2	1	50% ▼	2	0	0% ▼

INSURANCE GROUP COMPLIANCE
 Wage Statements and Fringe Benefit Forms
 Annual
 1/1/2022 - 12/31/2022

Insurance Company	Total Wage Statement(s) Due	Wage Statement(s) Filed Timely	Compliance Percentage	Total Fringe Benefit Form(s) Due	Fringe Benefit Form(s) Filed Timely	Compliance Percentage
BATH IRON WORKS	Wage(s) Due	Timely Wage(s)	Compliance	Fringe(s) Due	Timely Fringe(s)	Compliance
CA036 BATH IRON WORKS	49	43	88%	49	43	88%
Total	49	43	88% ▲	49	43	88% ▲
BATH IRON WORKS Group Total	49	43	88% ▲	49	43	88% ▲
BERKLEY CASUALTY COMPANY	Wage(s) Due	Timely Wage(s)	Compliance	Fringe(s) Due	Timely Fringe(s)	Compliance
CA485 BERKLEY CASUALTY COMPANY	3	0	0%	3	0	0%
Total	3	0	0% ▼	3	0	0% ▼
BERKLEY CASUALTY COMPANY Group Total	3	0	0% ▼	3	0	0% ▼
BERKSHIRE HATHAWAY GROUP	Wage(s) Due	Timely Wage(s)	Compliance	Fringe(s) Due	Timely Fringe(s)	Compliance
CA114 BERKSHIRE HATHAWAY HOMESTATE INSURANCE	5	0	0%	5	0	0%
Total	5	0	0% ▼	5	0	0% ▼
BERKSHIRE HATHAWAY GROUP TPA Administered Claims						
CA190 GALLAGHER BASSETT SERVICES	1	1	100%	1	1	100%
TPA Total	1	1	100% ▲	1	1	100% ▲
BERKSHIRE HATHAWAY GROUP Group Total	6	1	17% ▼	6	1	17% ▼
BROADSPIRE SERVICES	Wage(s) Due	Timely Wage(s)	Compliance	Fringe(s) Due	Timely Fringe(s)	Compliance
CA040 BROADSPIRE SERVICES	89	47	53%	89	39	44%
Total	89	47	53% ▼	89	39	44% ▼
BROADSPIRE SERVICES Group Total	89	47	53% ▼	89	39	44% ▼
CANNON COCHRAN MANAGEMENT SERVICES	Wage(s) Due	Timely Wage(s)	Compliance	Fringe(s) Due	Timely Fringe(s)	Compliance
CA070 CANNON COCHRAN MANAGEMENT SERVICES	125	95	76%	125	92	74%
Total	125	95	76% ▲	125	92	74% ▼
CANNON COCHRAN MANAGEMENT SERVICES Group Total	125	95	76% ▲	125	92	74% ▼
CAROLINA CASUALTY INS CO	Wage(s) Due	Timely Wage(s)	Compliance	Fringe(s) Due	Timely Fringe(s)	Compliance
CAROLINA CASUALTY INS CO	*	*	*	*	*	*
Total	*	*	*	*	*	*
CAROLINA CASUALTY INS CO TPA Administered Claims						
CA485 BERKLEY CASUALTY COMPANY	3	0	0%	3	0	0%
CA190 GALLAGHER BASSETT SERVICES	15	8	53%	15	9	60%
TPA Total	18	8	44% ▼	18	9	50% ▼
CAROLINA CASUALTY INS CO Group Total	18	8	44% ▼	18	9	50% ▼
CHESTERFIELD SERVICES	Wage(s) Due	Timely Wage(s)	Compliance	Fringe(s) Due	Timely Fringe(s)	Compliance
CA080 CHESTERFIELD SERVICES, INC	1	1	100%	1	1	100%
Total	1	1	100% ▲	1	1	100% ▲
CHESTERFIELD SERVICES Group Total	1	1	100% ▲	1	1	100% ▲

INSURANCE GROUP COMPLIANCE
Wage Statements and Fringe Benefit Forms
Annual
1/1/2022 - 12/31/2022

Insurance Company	Total Wage Statement(s) Due	Wage Statement(s) Filed Timely	Compliance Percentage	Total Fringe Benefit Form(s) Due	Fringe Benefit Form(s) Filed Timely	Compliance Percentage
CHUBB INSURANCE	Wage(s) Due	Timely Wage(s)	Compliance	Fringe(s) Due	Timely Fringe(s)	Compliance
ACE AMERICAN INSURANCE COMPANY	*	*	*	*	*	*
ACE INSURANCE	*	*	*	*	*	*
CA046 CHUBB INSURANCE	*	*	*	*	*	*
CA090 FEDERAL INSURANCE	*	*	*	*	*	*
INDEMNITY INS CO OF NORTH AMERICA	*	*	*	*	*	*
PACIFIC INDEMNITY CO	*	*	*	*	*	*
Total	*	*	*	*	*	*
CHUBB INSURANCE TPA Administered Claims						
CA040 BROADSPIRE SERVICES	3	1	33%	3	0	0%
CA070 CANNON COCHRAN MANAGEMENT SERVICES	5	4	80%	5	3	60%
CA110 CONSTITUTION STATE SERVICES	17	9	53%	17	6	35%
CA116 CORVEL ENTERPRISE COMP	38	21	55%	38	21	55%
CA117 COTTINGHAM & BUTLER CLAIMS SERVICES	1	1	100%	1	1	100%
CA160 ESIS	43	16	37%	43	13	30%
CA190 GALLAGHER BASSETT SERVICES	115	85	74%	115	89	77%
CA300 SEDGWICK CLAIMS MANAGEMENT SERVICES	159	141	89%	159	137	86%
TPA Total	381	278	73% ▼	381	270	71% ▼
CHUBB INSURANCE Group Total	381	278	73% ▼	381	270	71% ▼
CHURCH MUTUAL INSURANCE	Wage(s) Due	Timely Wage(s)	Compliance	Fringe(s) Due	Timely Fringe(s)	Compliance
CA084 CHURCH MUTUAL INSURANCE	*	*	*	*	*	*
Total	*	*	*	*	*	*
CHURCH MUTUAL INSURANCE TPA Administered Claims						
CA160 ESIS	3	0	0%	3	0	0%
CA190 GALLAGHER BASSETT SERVICES	1	0	0%	1	0	0%
TPA Total	4	0	0% ▼	4	0	0% ▼
CHURCH MUTUAL INSURANCE Group Total	4	0	0% ▼	4	0	0% ▼
CINCINNATI FINANCIAL GROUP	Wage(s) Due	Timely Wage(s)	Compliance	Fringe(s) Due	Timely Fringe(s)	Compliance
CA438 CINCINNATI INSURANCE	4	1	25%	4	0	0%
Total	4	1	25% ▼	4	0	0% ▼
CINCINNATI FINANCIAL GROUP Group Total	4	1	25% ▼	4	0	0% ▼

INSURANCE GROUP COMPLIANCE
 Wage Statements and Fringe Benefit Forms
 Annual
 1/1/2022 - 12/31/2022

Insurance Company	Total Wage Statement(s) Due	Wage Statement(s) Filed Timely	Compliance Percentage	Total Fringe Benefit Form(s) Due	Fringe Benefit Form(s) Filed Timely	Compliance Percentage
CNA INSURANCE	Wage(s) Due	Timely Wage(s)	Compliance	Fringe(s) Due	Timely Fringe(s)	Compliance
CA083 CNA CLAIMS PLUS	6	5	83%	6	5	83%
CA050 CONTINENTAL CASUALTY	1	1	100%	1	1	100%
CA271 NATIONAL FIRE INSURANCE	3	2	67%	3	2	67%
CA087 THE CONTINENTAL INSURANCE	9	6	67%	9	6	67%
CA314 TRANSPORTATION INSURANCE	3	2	67%	3	2	67%
Total	22	16	73% ▼	22	16	73% ▼
CNA INSURANCE TPA Administered Claims						
CA040 BROADSPIRE SERVICES	6	4	67%	6	3	50%
CA116 CORVEL ENTERPRISE COMP	1	0	0%	1	0	0%
TPA Total	7	4	57% ▼	7	3	43% ▼
CNA INSURANCE Group Total	29	20	69% ▼	29	19	66% ▼
CONSTITUTION STATE SERVICES	Wage(s) Due	Timely Wage(s)	Compliance	Fringe(s) Due	Timely Fringe(s)	Compliance
CA110 CONSTITUTION STATE SERVICES	35	20	57%	35	16	46%
Total	35	20	57% ▼	35	16	46% ▼
CONSTITUTION STATE SERVICES Group Total	35	20	57% ▼	35	16	46% ▼
CONTINENTAL INDEMNITY	Wage(s) Due	Timely Wage(s)	Compliance	Fringe(s) Due	Timely Fringe(s)	Compliance
CA115 CONTINENTAL INDEMNITY	1	1	100%	1	1	100%
Total	1	1	100% ▲	1	1	100% ▲
CONTINENTAL INDEMNITY Group Total	1	1	100% ▲	1	1	100% ▲
CONTINENTAL WESTERN INSURANCE	Wage(s) Due	Timely Wage(s)	Compliance	Fringe(s) Due	Timely Fringe(s)	Compliance
CA073 CONTINENTAL WESTERN INSURANCE	1	0	0%	1	0	0%
Total	1	0	0% ▼	1	0	0% ▼
CONTINENTAL WESTERN INSURANCE Group Total	1	0	0% ▼	1	0	0% ▼
CORVEL ENTERPRISE COMP	Wage(s) Due	Timely Wage(s)	Compliance	Fringe(s) Due	Timely Fringe(s)	Compliance
CA116 CORVEL ENTERPRISE COMP	177	103	58%	177	100	56%
Total	177	103	58% ▼	177	100	56% ▼
CORVEL ENTERPRISE COMP Group Total	177	103	58% ▼	177	100	56% ▼
COTTINGHAM & BUTLER CLAIMS SERVICES	Wage(s) Due	Timely Wage(s)	Compliance	Fringe(s) Due	Timely Fringe(s)	Compliance
CA117 COTTINGHAM & BUTLER CLAIMS SERVICES	26	19	73%	26	18	69%
Total	26	19	73% ▼	26	18	69% ▼
COTTINGHAM & BUTLER CLAIMS SERVICES Group Total	26	19	73% ▼	26	18	69% ▼

INSURANCE GROUP COMPLIANCE
Wage Statements and Fringe Benefit Forms
Annual
1/1/2022 - 12/31/2022

Insurance Company	Total Wage Statement(s) Due	Wage Statement(s) Filed Timely	Compliance Percentage	Total Fringe Benefit Form(s) Due	Fringe Benefit Form(s) Filed Timely	Compliance Percentage
CREATIVE RISK SOLUTIONS	Wage(s) Due	Timely Wage(s)	Compliance	Fringe(s) Due	Timely Fringe(s)	Compliance
CA417 CREATIVE RISK SOLUTIONS	2	2	100%	2	0	0%
Total	2	2	100% ▲	2	0	0% ▼
CREATIVE RISK SOLUTIONS Group Total	2	2	100% ▲	2	0	0% ▼
CROSS INSURANCE	Wage(s) Due	Timely Wage(s)	Compliance	Fringe(s) Due	Timely Fringe(s)	Compliance
CA093 CROSS INSURANCE	1401	1212	87%	1401	1218	87%
Total	1401	1212	87% ▲	1401	1218	87% ▲
CROSS INSURANCE Group Total	1401	1212	87% ▲	1401	1218	87% ▲
EASTERN ALLIANCE INSURANCE	Wage(s) Due	Timely Wage(s)	Compliance	Fringe(s) Due	Timely Fringe(s)	Compliance
CA141 EASTERN ALLIANCE INSURANCE	107	71	66%	107	67	63%
Total	107	71	66% ▼	107	67	63% ▼
EASTERN ALLIANCE INSURANCE Group Total	107	71	66% ▼	107	67	63% ▼
ELECTRIC INSURANCE	Wage(s) Due	Timely Wage(s)	Compliance	Fringe(s) Due	Timely Fringe(s)	Compliance
CA150 ELECTRIC INSURANCE	*	*	*	*	*	*
Total	*	*	*	*	*	*
ELECTRIC INSURANCE TPA Administered Claims						
CA300 SEDGWICK CLAIMS MANAGEMENT SERVICES	14	14	100%	14	14	100%
TPA Total	14	14	100% ▲	14	14	100% ▲
ELECTRIC INSURANCE Group Total	14	14	100% ▲	14	14	100% ▲
EMPLOYERS HOLDING GROUP	Wage(s) Due	Timely Wage(s)	Compliance	Fringe(s) Due	Timely Fringe(s)	Compliance
CA480 EMPLOYERS ASSURANCE COMPANY	1	0	0%	1	0	0%
CA481 EMPLOYERS COMPENSATION INSURANCE	2	0	0%	2	0	0%
CA479 EMPLOYERS PREFERRED INSURANCE	4	1	25%	4	0	0%
Total	7	1	14% ▼	7	0	0% ▼
EMPLOYERS HOLDING GROUP Group Total	7	1	14% ▼	7	0	0% ▼
ESIS	Wage(s) Due	Timely Wage(s)	Compliance	Fringe(s) Due	Timely Fringe(s)	Compliance
CA160 ESIS	82	22	27%	82	14	17%
Total	82	22	27% ▼	82	14	17% ▼
ESIS Group Total	82	22	27% ▼	82	14	17% ▼

INSURANCE GROUP COMPLIANCE
Wage Statements and Fringe Benefit Forms
Annual
1/1/2022 - 12/31/2022

Insurance Company	Total Wage Statement(s) Due	Wage Statement(s) Filed Timely	Compliance Percentage	Total Fringe Benefit Form(s) Due	Fringe Benefit Form(s) Filed Timely	Compliance Percentage
EVEREST REINS HOLDINGS GROUP	Wage(s) Due	Timely Wage(s)	Compliance	Fringe(s) Due	Timely Fringe(s)	Compliance
EVEREST REINS HOLDINGS	*	*	*	*	*	*
Total	*	*	*	*	*	*
EVEREST REINS HOLDINGS GROUP TPA Administered Claims						
CA190 GALLAGHER BASSETT SERVICES	11	6	55%	11	7	64%
CA300 SEDGWICK CLAIMS MANAGEMENT SERVICES	6	4	67%	6	6	100%
TPA Total	17	10	59% ▼	17	13	76% ▼
EVEREST REINS HOLDINGS GROUP Group Total	17	10	59% ▼	17	13	76% ▼
FAIRFAX FINANCIAL GROUP	Wage(s) Due	Timely Wage(s)	Compliance	Fringe(s) Due	Timely Fringe(s)	Compliance
CA257 NORTH RIVER INSURANCE	*	*	*	*	*	*
CA375 UNITED STATES FIRE INSURANCE	*	*	*	*	*	*
Total	*	*	*	*	*	*
FAIRFAX FINANCIAL GROUP TPA Administered Claims						
CA040 BROADSPIRE SERVICES	10	9	90%	10	9	90%
TPA Total	10	9	90% ▲	10	9	90% ▲
FAIRFAX FINANCIAL GROUP Group Total	10	9	90% ▲	10	9	90% ▲
FEDERATED MUTUAL INSURANCE	Wage(s) Due	Timely Wage(s)	Compliance	Fringe(s) Due	Timely Fringe(s)	Compliance
CA091 FEDERATED MUTUAL INSURANCE	7	4	57%	7	3	43%
Total	7	4	57% ▼	7	3	43% ▼
FEDERATED MUTUAL INSURANCE Group Total	7	4	57% ▼	7	3	43% ▼
FRANKENMUTH INSURANCE	Wage(s) Due	Timely Wage(s)	Compliance	Fringe(s) Due	Timely Fringe(s)	Compliance
CA095 FRANKENMUTH INSURANCE	1	1	100%	1	0	0%
Total	1	1	100% ▲	1	0	0% ▼
FRANKENMUTH INSURANCE Group Total	1	1	100% ▲	1	0	0% ▼
FUTURECOMP	Wage(s) Due	Timely Wage(s)	Compliance	Fringe(s) Due	Timely Fringe(s)	Compliance
CA175 FUTURECOMP	99	80	81%	99	83	84%
Total	99	80	81% ▲	99	83	84% ▲
FUTURECOMP Group Total	99	80	81% ▲	99	83	84% ▲
GALLAGHER BASSETT SERVICES	Wage(s) Due	Timely Wage(s)	Compliance	Fringe(s) Due	Timely Fringe(s)	Compliance
CA190 GALLAGHER BASSETT SERVICES	489	320	65%	489	336	69%
Total	489	320	65% ▼	489	336	69% ▼
GALLAGHER BASSETT SERVICES Group Total	489	320	65% ▼	489	336	69% ▼

INSURANCE GROUP COMPLIANCE
Wage Statements and Fringe Benefit Forms
Annual
1/1/2022 - 12/31/2022

Insurance Company	Total Wage Statement(s) Due	Wage Statement(s) Filed Timely	Compliance Percentage	Total Fringe Benefit Form(s) Due	Fringe Benefit Form(s) Filed Timely	Compliance Percentage
GUARD INSURANCE						
CA019 AMGUARD INSURANCE	6	0	0%	6	0	0%
CA140 EASTGUARD INSURANCE	2	0	0%	2	0	0%
CA272 NORGUARD INSURANCE	1	0	0%	1	0	0%
Total	9	0	0% ▼	9	0	0% ▼
GUARD INSURANCE Group Total	9	0	0% ▼	9	0	0% ▼
HANNAFORD BROTHERS						
CA496 DELHAIZE AMERICA LLC	68	44	65%	68	39	57%
CA201 HANNAFORD BROTHERS	120	56	47%	120	45	38%
Total	188	100	53% ▼	188	84	45% ▼
HANNAFORD BROTHERS Group Total	188	100	53% ▼	188	84	45% ▼
HANOVER INSURANCE						
CA430 ALLMERICA FINANCIAL ALLIANCE	1	1	100%	1	1	100%
CA048 CITIZENS INSURANCE COMPANY OF AMERICA	4	1	25%	4	0	0%
CA429 HANOVER AMERICAN INSURANCE	6	5	83%	6	4	67%
CA202 HANOVER INSURANCE	6	1	17%	6	1	17%
CA228 MASSACHUSETTS BAY INSURANCE	3	1	33%	3	1	33%
Total	20	9	45% ▼	20	7	35% ▼
HANOVER INSURANCE TPA Administered Claims						
CA300 SEDGWICK CLAIMS MANAGEMENT SERVICES	1	0	0%	1	0	0%
TPA Total	1	0	0% ▼	1	0	0% ▼
HANOVER INSURANCE Group Total	21	9	43% ▼	21	7	33% ▼

INSURANCE GROUP COMPLIANCE
Wage Statements and Fringe Benefit Forms
Annual
1/1/2022 - 12/31/2022

Insurance Company	Total Wage Statement(s) Due	Wage Statement(s) Filed Timely	Compliance Percentage	Total Fringe Benefit Form(s) Due	Fringe Benefit Form(s) Filed Timely	Compliance Percentage
HARTFORD INSURANCE	Wage(s) Due	Timely Wage(s)	Compliance	Fringe(s) Due	Timely Fringe(s)	Compliance
CA188 HARTFORD ACCIDENT & INDEMNITY	4	3	75%	4	3	75%
CA185 HARTFORD CASUALTY INSURANCE	8	7	88%	8	6	75%
CA203 HARTFORD FIRE INSURANCE	11	9	82%	11	9	82%
CA186 HARTFORD INSURANCE COMPANY OF THE MIDWEST	4	3	75%	4	3	75%
CA187 HARTFORD UNDERWRITERS INSURANCE	15	10	67%	15	11	73%
CA288 PROPERTY & CASUALTY INSURANCE COMPANY OF HARTFORD	24	18	75%	24	19	79%
CA296 SENTINEL INSURANCE	1	1	100%	1	1	100%
CA319 TRUMBULL INSURANCE	7	6	86%	7	6	86%
CA321 TWIN CITY FIRE INSURANCE	7	6	86%	7	6	86%
Total	81	63	78% ▲	81	64	79% ▲
HARTFORD INSURANCE TPA Administered Claims						
CA040 BROADSPIRE SERVICES	1	0	0%	1	0	0%
CA070 CANNON COCHRAN MANAGEMENT SERVICES	9	5	56%	9	5	56%
CA116 CORVEL ENTERPRISE COMP	2	0	0%	2	0	0%
CA300 SEDGWICK CLAIMS MANAGEMENT SERVICES	3	3	100%	3	3	100%
TPA Total	15	8	53% ▼	15	8	53% ▼
HARTFORD INSURANCE Group Total	96	71	74% ▼	96	72	75% ▼
HELMSMAN MANAGEMENT SERVICES	Wage(s) Due	Timely Wage(s)	Compliance	Fringe(s) Due	Timely Fringe(s)	Compliance
CA204 HELMSMAN MANAGEMENT SERVICES	103	66	64%	103	70	68%
Total	103	66	64% ▼	103	70	68% ▼
HELMSMAN MANAGEMENT SERVICES Group Total	103	66	64% ▼	103	70	68% ▼
HOUSTON INT INS GROUP	Wage(s) Due	Timely Wage(s)	Compliance	Fringe(s) Due	Timely Fringe(s)	Compliance
IMPERIUM INSURANCE	*	*	*	*	*	*
Total	*	*	*	*	*	*
HOUSTON INT INS GROUP TPA Administered Claims						
CA190 GALLAGHER BASSETT SERVICES	3	2	67%	3	2	67%
TPA Total	3	2	67% ▼	3	2	67% ▼
HOUSTON INT INS GROUP Group Total	3	2	67% ▼	3	2	67% ▼

INSURANCE GROUP COMPLIANCE
Wage Statements and Fringe Benefit Forms
Annual
1/1/2022 - 12/31/2022

Insurance Company	Total Wage Statement(s) Due	Wage Statement(s) Filed Timely	Compliance Percentage	Total Fringe Benefit Form(s) Due	Fringe Benefit Form(s) Filed Timely	Compliance Percentage
LIBERTY MUTUAL INSURANCE	Wage(s) Due	Timely Wage(s)	Compliance	Fringe(s) Due	Timely Fringe(s)	Compliance
CA003 AMERICAN FIRE & CASUALTY INSURANCE	2	2	100%	2	2	100%
CA380 EMPLOYERS INSURANCE OF WAUSAU	2	0	0%	2	0	0%
CA210 LIBERTY MUTUAL INSURANCE	188	133	71%	188	122	65%
CA406 OHIO CASUALTY INSURANCE	9	7	78%	9	7	78%
CA407 OHIO SECURITY INSURANCE	7	5	71%	7	5	71%
CA408 WEST AMERICAN INSURANCE	1	0	0%	1	0	0%
Total	209	147	70% ▼	209	136	65% ▼
LIBERTY MUTUAL INSURANCE TPA Administered Claims						
CA160 ESIS	7	2	29%	7	1	14%
CA300 SEDGWICK CLAIMS MANAGEMENT SERVICES	4	3	75%	4	2	50%
TPA Total	11	5	45% ▼	11	3	27% ▼
LIBERTY MUTUAL INSURANCE Group Total	220	152	69% ▼	220	139	63% ▼
MAINE AUTOMOBILE DEALERS ASSOCIATION	Wage(s) Due	Timely Wage(s)	Compliance	Fringe(s) Due	Timely Fringe(s)	Compliance
CA220 MAINE AUTOMOBILE DEALERS ASSOCIATION	2	0	0%	2	0	0%
Total	2	0	0% ▼	2	0	0% ▼
MAINE AUTOMOBILE DEALERS ASSOCIATION Group Total	2	0	0% ▼	2	0	0% ▼
MAINE EMPLOYERS' MUTUAL INSURANCE	Wage(s) Due	Timely Wage(s)	Compliance	Fringe(s) Due	Timely Fringe(s)	Compliance
CA260 MAINE EMPLOYERS' MUTUAL INSURANCE	2470	909	37%	2470	900	36%
Total	2470	909	37% ▼	2470	900	36% ▼
MAINE EMPLOYERS' MUTUAL INSURANCE TPA Administered Claims						
CA116 CORVEL ENTERPRISE COMP	4	0	0%	4	0	0%
TPA Total	4	0	0% ▼	4	0	0% ▼
MAINE EMPLOYERS' MUTUAL INSURANCE Group Total	2474	909	37% ▼	2474	900	36% ▼
MAINE HEALTHCARE ASSOCIATION	Wage(s) Due	Timely Wage(s)	Compliance	Fringe(s) Due	Timely Fringe(s)	Compliance
CA234 MAINE HEALTHCARE ASSOCIATION	95	82	86%	95	82	86%
Total	95	82	86% ▲	95	82	86% ▲
MAINE HEALTHCARE ASSOCIATION Group Total	95	82	86% ▲	95	82	86% ▲
MAINE MOTOR TRANSPORT ASSOCIATION	Wage(s) Due	Timely Wage(s)	Compliance	Fringe(s) Due	Timely Fringe(s)	Compliance
CA230 MAINE MOTOR TRANSPORT ASSOCIATION	88	83	94%	88	83	94%
Total	88	83	94% ▲	88	83	94% ▲
MAINE MOTOR TRANSPORT ASSOCIATION Group Total	88	83	94% ▲	88	83	94% ▲

INSURANCE GROUP COMPLIANCE
Wage Statements and Fringe Benefit Forms
Annual
1/1/2022 - 12/31/2022

Insurance Company	Total Wage Statement(s) Due	Wage Statement(s) Filed Timely	Compliance Percentage	Total Fringe Benefit Form(s) Due	Fringe Benefit Form(s) Filed Timely	Compliance Percentage
MAINE MUNICIPAL ASSOCIATION	Wage(s) Due	Timely Wage(s)	Compliance	Fringe(s) Due	Timely Fringe(s)	Compliance
CA225 MAINE MUNICIPAL ASSOCIATION	558	471	84%	558	466	84%
Total	558	471	84% ▲	558	466	84% ▲
MAINE MUNICIPAL ASSOCIATION Group Total	558	471	84% ▲	558	466	84% ▲
MAINE SCHOOL MANAGEMENT ASSOCIATION	Wage(s) Due	Timely Wage(s)	Compliance	Fringe(s) Due	Timely Fringe(s)	Compliance
CA250 MAINE SCHOOL MANAGEMENT ASSOCIATION	132	103	78%	132	101	77%
Total	132	103	78% ▲	132	101	77% ▲
MAINE SCHOOL MANAGEMENT ASSOCIATION Group Total	132	103	78% ▲	132	101	77% ▲
MARKEL CORP GROUP	Wage(s) Due	Timely Wage(s)	Compliance	Fringe(s) Due	Timely Fringe(s)	Compliance
STATE NATIONAL INSURANCE	*	*	*	*	*	*
Total	*	*	*	*	*	*
MARKEL CORP GROUP TPA Administered Claims						
CA070 CANNON COCHRAN MANAGEMENT SERVICES	4	2	50%	4	2	50%
CA300 SEDGWICK CLAIMS MANAGEMENT SERVICES	1	1	100%	1	1	100%
TPA Total	5	3	60% ▼	5	3	60% ▼
MARKEL CORP GROUP Group Total	5	3	60% ▼	5	3	60% ▼
MEADOWBROOK INSURANCE	Wage(s) Due	Timely Wage(s)	Compliance	Fringe(s) Due	Timely Fringe(s)	Compliance
CA255 MEADOWBROOK INSURANCE	7	7	100%	7	7	100%
Total	7	7	100% ▲	7	7	100% ▲
MEADOWBROOK INSURANCE Group Total	7	7	100% ▲	7	7	100% ▲
MITSUI SUMITOMO INS CO OF AMERICA	Wage(s) Due	Timely Wage(s)	Compliance	Fringe(s) Due	Timely Fringe(s)	Compliance
MITSUI SUMITOMO INS CO OF AMERICA	*	*	*	*	*	*
Total	*	*	*	*	*	*
MITSUI SUMITOMO INS CO OF AMERICA TPA Administered Claims						
CA070 CANNON COCHRAN MANAGEMENT SERVICES	1	1	100%	1	1	100%
TPA Total	1	1	100% ▲	1	1	100% ▲
MITSUI SUMITOMO INS CO OF AMERICA Group Total	1	1	100% ▲	1	1	100% ▲
NATIONWIDE INSURANCE	Wage(s) Due	Timely Wage(s)	Compliance	Fringe(s) Due	Timely Fringe(s)	Compliance
CA477 NATIONWIDE GENERAL INSURANCE	1	1	100%	1	1	100%
CA478 NATIONWIDE INSURANCE CO OF AMERICA	1	0	0%	1	0	0%
Total	2	1	50% ▼	2	1	50% ▼
NATIONWIDE INSURANCE Group Total	2	1	50% ▼	2	1	50% ▼

INSURANCE GROUP COMPLIANCE
Wage Statements and Fringe Benefit Forms
Annual
1/1/2022 - 12/31/2022

Insurance Company	Total Wage Statement(s) Due	Wage Statement(s) Filed Timely	Compliance Percentage	Total Fringe Benefit Form(s) Due	Fringe Benefit Form(s) Filed Timely	Compliance Percentage
NEXT LEVEL ADMINISTRATOR LLC	Wage(s) Due	Timely Wage(s)	Compliance	Fringe(s) Due	Timely Fringe(s)	Compliance
CA433 NEXT LEVEL ADMINISTRATOR LLC	7	3	43%	7	4	57%
Total	7	3	43% ▼	7	4	57% ▼
NEXT LEVEL ADMINISTRATOR LLC TPA Administered Claims						
CA070 CANNON COCHRAN MANAGEMENT SERVICES	1	0	0%	1	0	0%
TPA Total	1	0	0% ▼	1	0	0% ▼
NEXT LEVEL ADMINISTRATOR LLC Group Total	8	3	38% ▼	8	4	50% ▼
OLD REPUBLIC INSURANCE	Wage(s) Due	Timely Wage(s)	Compliance	Fringe(s) Due	Timely Fringe(s)	Compliance
OLD REPUBLIC GENERAL INSURANCE CORP.	*	*	*	*	*	*
OLD REPUBLIC INSURANCE	*	*	*	*	*	*
Total	*	*	*	*	*	*
OLD REPUBLIC INSURANCE TPA Administered Claims						
CA070 CANNON COCHRAN MANAGEMENT SERVICES	9	5	56%	9	5	56%
CA110 CONSTITUTION STATE SERVICES	1	0	0%	1	0	0%
CA116 CORVEL ENTERPRISE COMP	20	17	85%	20	17	85%
CA160 ESIS	1	0	0%	1	0	0%
CA190 GALLAGHER BASSETT SERVICES	36	20	56%	36	23	64%
CA204 HELMSMAN MANAGEMENT SERVICES	3	2	67%	3	2	67%
CA280 RISK ENTERPRISE MANAGEMENT	1	0	0%	1	0	0%
CA300 SEDGWICK CLAIMS MANAGEMENT SERVICES	21	18	86%	21	17	81%
TPA Total	92	62	67% ▼	92	64	70% ▼
OLD REPUBLIC INSURANCE Group Total	92	62	67% ▼	92	64	70% ▼
PENNSYLVANIA MFG ASSN	Wage(s) Due	Timely Wage(s)	Compliance	Fringe(s) Due	Timely Fringe(s)	Compliance
MANUFACTURERS ALLIANCE INSURANCE	*	*	*	*	*	*
PENNSYLVANIA MFG ASSN	*	*	*	*	*	*
PENNSYLVANIA MFG INDEMNITY CO	*	*	*	*	*	*
Total	*	*	*	*	*	*
PENNSYLVANIA MFG ASSN TPA Administered Claims						
CA190 GALLAGHER BASSETT SERVICES	27	15	56%	27	19	70%
TPA Total	27	15	56% ▼	27	19	70% ▼
PENNSYLVANIA MFG ASSN Group Total	27	15	56% ▼	27	19	70% ▼

INSURANCE GROUP COMPLIANCE
 Wage Statements and Fringe Benefit Forms
 Annual
 1/1/2022 - 12/31/2022

Insurance Company	Total Wage Statement(s) Due	Wage Statement(s) Filed Timely	Compliance Percentage	Total Fringe Benefit Form(s) Due	Fringe Benefit Form(s) Filed Timely	Compliance Percentage
PROTECTIVE INSURANCE	Wage(s) Due	Timely Wage(s)	Compliance	Fringe(s) Due	Timely Fringe(s)	Compliance
CA277 PROTECTIVE INSURANCE COMPANY	*	*	*	*	*	*
Total	*	*	*	*	*	*
PROTECTIVE INSURANCE TPA Administered Claims						
CA040 BROADSPIRE SERVICES	8	2	25%	8	2	25%
TPA Total	8	2	25% ▼	8	2	25% ▼
PROTECTIVE INSURANCE Group Total	8	2	25% ▼	8	2	25% ▼
QBE INSURANCE GROUP	Wage(s) Due	Timely Wage(s)	Compliance	Fringe(s) Due	Timely Fringe(s)	Compliance
CA268 NORTH AMERICAN RISK SERVICES	*	*	*	*	*	*
QBE INSURANCE GROUP	*	*	*	*	*	*
Total	*	*	*	*	*	*
QBE INSURANCE GROUP TPA Administered Claims						
CA300 SEDGWICK CLAIMS MANAGEMENT SERVICES	9	4	44%	9	4	44%
TPA Total	9	4	44% ▼	9	4	44% ▼
QBE INSURANCE GROUP Group Total	9	4	44% ▼	9	4	44% ▼
RISK ENTERPRISE MANAGEMENT	Wage(s) Due	Timely Wage(s)	Compliance	Fringe(s) Due	Timely Fringe(s)	Compliance
CA280 RISK ENTERPRISE MANAGEMENT	1	0	0%	1	0	0%
Total	1	0	0% ▼	1	0	0% ▼
RISK ENTERPRISE MANAGEMENT Group Total	1	0	0% ▼	1	0	0% ▼
SAFETY NATIONAL CASUALTY CORP	Wage(s) Due	Timely Wage(s)	Compliance	Fringe(s) Due	Timely Fringe(s)	Compliance
SAFETY NATIONAL CASUALTY CORP	*	*	*	*	*	*
Total	*	*	*	*	*	*
SAFETY NATIONAL CASUALTY CORP TPA Administered Claims						
CA040 BROADSPIRE SERVICES	8	6	75%	8	5	63%
CA070 CANNON COCHRAN MANAGEMENT SERVICES	2	2	100%	2	2	100%
CA110 CONSTITUTION STATE SERVICES	3	1	33%	3	0	0%
CA116 CORVEL ENTERPRISE COMP	14	5	36%	14	4	29%
CA190 GALLAGHER BASSETT SERVICES	21	17	81%	21	17	81%
CA204 HELMSMAN MANAGEMENT SERVICES	2	0	0%	2	0	0%
CA300 SEDGWICK CLAIMS MANAGEMENT SERVICES	25	23	92%	25	21	84%
TPA Total	75	54	72% ▼	75	49	65% ▼
SAFETY NATIONAL CASUALTY CORP Group Total	75	54	72% ▼	75	49	65% ▼

INSURANCE GROUP COMPLIANCE
Wage Statements and Fringe Benefit Forms
Annual
1/1/2022 - 12/31/2022

Insurance Company	Total Wage Statement(s) Due	Wage Statement(s) Filed Timely	Compliance Percentage	Total Fringe Benefit Form(s) Due	Fringe Benefit Form(s) Filed Timely	Compliance Percentage
SAGAMORE INSURANCE	Wage(s) Due	Timely Wage(s)	Compliance	Fringe(s) Due	Timely Fringe(s)	Compliance
SAGAMORE INSURANCE	*	*	*	*	*	*
Total	*	*	*	*	*	*
SAGAMORE INSURANCE TPA Administered Claims						
CA040 BROADSPIRE SERVICES	4	2	50%	4	2	50%
TPA Total	4	2	50% ▼	4	2	50% ▼
SAGAMORE INSURANCE Group Total	4	2	50% ▼	4	2	50% ▼
SEDGWICK CLAIMS MANAGEMENT SERVICES	Wage(s) Due	Timely Wage(s)	Compliance	Fringe(s) Due	Timely Fringe(s)	Compliance
CA300 SEDGWICK CLAIMS MANAGEMENT SERVICES	786	696	89%	786	697	89%
Total	786	696	89% ▲	786	697	89% ▲
SEDGWICK CLAIMS MANAGEMENT SERVICES Group Total	786	696	89% ▲	786	697	89% ▲
SENTRY INSURANCE	Wage(s) Due	Timely Wage(s)	Compliance	Fringe(s) Due	Timely Fringe(s)	Compliance
CA207 FLORISTS MUTUAL INSURANCE	3	3	100%	3	3	100%
CA426 MIDDLESEX INSURANCE COMPANY	10	9	90%	10	9	90%
CA402 SENTRY CASUALTY	27	19	70%	27	19	70%
CA305 SENTRY INSURANCE	16	13	81%	16	13	81%
CA308 SENTRY SELECT INSURANCE	*	*	*	*	*	*
Total	56	44	79% ▲	56	44	79% ▲
SENTRY INSURANCE Group Total	56	44	79% ▲	56	44	79% ▲
SOMPO JAPAN INSURANCE	Wage(s) Due	Timely Wage(s)	Compliance	Fringe(s) Due	Timely Fringe(s)	Compliance
SOMPO JAPAN INSURANCE COMPANY OF AMERICA	*	*	*	*	*	*
Total	*	*	*	*	*	*
SOMPO JAPAN INSURANCE TPA Administered Claims						
CA190 GALLAGHER BASSETT SERVICES	3	1	33%	3	1	33%
TPA Total	3	1	33% ▼	3	1	33% ▼
SOMPO JAPAN INSURANCE Group Total	3	1	33% ▼	3	1	33% ▼
STARR INDEMNITY INSURANCE	Wage(s) Due	Timely Wage(s)	Compliance	Fringe(s) Due	Timely Fringe(s)	Compliance
STARR INDEMNITY INSURANCE	*	*	*	*	*	*
Total	*	*	*	*	*	*
STARR INDEMNITY INSURANCE TPA Administered Claims						
CA040 BROADSPIRE SERVICES	1	0	0%	1	0	0%
CA190 GALLAGHER BASSETT SERVICES	29	17	59%	29	19	66%
CA300 SEDGWICK CLAIMS MANAGEMENT SERVICES	18	11	61%	18	13	72%
TPA Total	48	28	58% ▼	48	32	67% ▼
STARR INDEMNITY INSURANCE Group Total	48	28	58% ▼	48	32	67% ▼

INSURANCE GROUP COMPLIANCE
Wage Statements and Fringe Benefit Forms
Annual
1/1/2022 - 12/31/2022

Insurance Company	Total Wage Statement(s) Due	Wage Statement(s) Filed Timely	Compliance Percentage	Total Fringe Benefit Form(s) Due	Fringe Benefit Form(s) Filed Timely	Compliance Percentage
STARSTONE NATIONAL INSURANCE	Wage(s) Due	Timely Wage(s)	Compliance	Fringe(s) Due	Timely Fringe(s)	Compliance
STARSTONE NATIONAL INSURANCE	*	*	*	*	*	*
Total	*	*	*	*	*	*
STARSTONE NATIONAL INSURANCE TPA Administered Claims						
CA070 CANNON COCHRAN MANAGEMENT SERVICES	1	0	0%	1	0	0%
CA117 COTTINGHAM & BUTLER CLAIMS SERVICES	6	5	83%	6	5	83%
TPA Total	7	5	71% ▼	7	5	71% ▼
STARSTONE NATIONAL INSURANCE Group Total	7	5	71% ▼	7	5	71% ▼
STATE OF MAINE WORKERS' COMPENSATION TRUST	Wage(s) Due	Timely Wage(s)	Compliance	Fringe(s) Due	Timely Fringe(s)	Compliance
CA307 STATE OF MAINE WORKERS' COMPENSATION TRUST	516	465	90%	516	462	90%
Total	516	465	90% ▲	516	462	90% ▲
STATE OF MAINE WORKERS' COMPENSATION TRUST Group Total	516	465	90% ▲	516	462	90% ▲
SYNERNET	Wage(s) Due	Timely Wage(s)	Compliance	Fringe(s) Due	Timely Fringe(s)	Compliance
CA320 SYNERNET	600	479	80%	600	451	75%
Total	600	479	80% ▲	600	451	75% ▼
SYNERNET Group Total	600	479	80% ▲	600	451	75% ▼
TOKIO MARINE INSURANCE	Wage(s) Due	Timely Wage(s)	Compliance	Fringe(s) Due	Timely Fringe(s)	Compliance
CA414 TOKIO MARINE AMERICA INSURANCE	2	0	0%	2	0	0%
Total	2	0	0% ▼	2	0	0% ▼
TOKIO MARINE INSURANCE Group Total	2	0	0% ▼	2	0	0% ▼

INSURANCE GROUP COMPLIANCE
Wage Statements and Fringe Benefit Forms
Annual
1/1/2022 - 12/31/2022

Insurance Company	Total Wage Statement(s) Due	Wage Statement(s) Filed Timely	Compliance Percentage	Total Fringe Benefit Form(s) Due	Fringe Benefit Form(s) Filed Timely	Compliance Percentage
TRAVELERS INSURANCE	Wage(s) Due	Timely Wage(s)	Compliance	Fringe(s) Due	Timely Fringe(s)	Compliance
CA072 CHARTER OAK FIRE INSURANCE	76	32	42%	76	29	38%
CA164 FARMINGTON CASUALTY	6	1	17%	6	1	17%
CA284 PHOENIX INSURANCE	3	1	33%	3	1	33%
CA306 STANDARD FIRE INSURANCE	53	27	51%	53	25	47%
CA347 TRAVELERS CASUALTY & SURETY	5	0	0%	5	0	0%
CA348 TRAVELERS CASUALTY INSURANCE COMPANY OF AMERICA	7	5	71%	7	3	43%
CA349 TRAVELERS COMMERCIAL CASUALTY	10	5	50%	10	4	40%
CA343 TRAVELERS INDEMNITY COMPANY	1	0	0%	1	0	0%
CA346 TRAVELERS INDEMNITY COMPANY OF AMERICA	3	1	33%	3	1	33%
CA345 TRAVELERS PROPERTY CASUALTY INSURANCE	10	4	40%	10	2	20%
Total	174	76	44% ▼	174	66	38% ▼
TRAVELERS INSURANCE TPA Administered Claims						
CA110 CONSTITUTION STATE SERVICES	3	3	100%	3	3	100%
CA190 GALLAGHER BASSETT SERVICES	1	1	100%	1	1	100%
CA300 SEDGWICK CLAIMS MANAGEMENT SERVICES	4	2	50%	4	2	50%
TPA Total	8	6	75% ▲	8	6	75% ▼
TRAVELERS INSURANCE Group Total	182	82	45% ▼	182	72	40% ▼
TYSON FOODS INC	Wage(s) Due	Timely Wage(s)	Compliance	Fringe(s) Due	Timely Fringe(s)	Compliance
CA435 TYSON FOODS INC	7	2	29%	7	2	29%
Total	7	2	29% ▼	7	2	29% ▼
TYSON FOODS INC Group Total	7	2	29% ▼	7	2	29% ▼
UTICA MUTUAL INSURANCE	Wage(s) Due	Timely Wage(s)	Compliance	Fringe(s) Due	Timely Fringe(s)	Compliance
CA324 UTICA MUTUAL INSURANCE	1	1	100%	1	0	0%
Total	1	1	100% ▲	1	0	0% ▼
UTICA MUTUAL INSURANCE Group Total	1	1	100% ▲	1	0	0% ▼
VANLINER INSURANCE	Wage(s) Due	Timely Wage(s)	Compliance	Fringe(s) Due	Timely Fringe(s)	Compliance
CA379 VANLINER INSURANCE	6	4	67%	6	4	67%
Total	6	4	67% ▼	6	4	67% ▼
VANLINER INSURANCE Group Total	6	4	67% ▼	6	4	67% ▼
WALMART CLAIMS SERVICES	Wage(s) Due	Timely Wage(s)	Compliance	Fringe(s) Due	Timely Fringe(s)	Compliance
CA100 WALMART CLAIMS SERVICES	234	132	56%	234	125	53%
Total	234	132	56% ▼	234	125	53% ▼
WALMART CLAIMS SERVICES Group Total	234	132	56% ▼	234	125	53% ▼

INSURANCE GROUP COMPLIANCE
Wage Statements and Fringe Benefit Forms
Annual
1/1/2022 - 12/31/2022

Insurance Company	Total Wage Statement(s) Due	Wage Statement(s) Filed Timely	Compliance Percentage	Total Fringe Benefit Form(s) Due	Fringe Benefit Form(s) Filed Timely	Compliance Percentage
XL INSURANCE	Wage(s) Due	Timely Wage(s)	Compliance	Fringe(s) Due	Timely Fringe(s)	Compliance
CA384 XL INSURANCE	*	*	*	*	*	*
Total	*	*	*	*	*	*
XL INSURANCE TPA Administered Claims						
CA040 BROADSPIRE SERVICES	3	1	33%	3	1	33%
CA116 CORVEL ENTERPRISE COMP	1	0	0%	1	0	0%
CA117 COTTINGHAM & BUTLER CLAIMS SERVICES	4	1	25%	4	1	25%
CA160 ESIS	1	0	0%	1	0	0%
CA190 GALLAGHER BASSETT SERVICES	9	7	78%	9	7	78%
CA300 SEDGWICK CLAIMS MANAGEMENT SERVICES	17	13	76%	17	13	76%
TPA Total	35	22	63% ▼	35	22	63% ▼
XL INSURANCE Group Total	35	22	63% ▼	35	22	63% ▼
ZURICH INSURANCE	Wage(s) Due	Timely Wage(s)	Compliance	Fringe(s) Due	Timely Fringe(s)	Compliance
CA021 AMERICAN GUARANTEE & LIABILITY	7	4	57%	7	4	57%
CA022 AMERICAN ZURICH	56	38	68%	56	37	66%
CA400 ZURICH AMERICAN INSURANCE	17	13	76%	17	13	76%
Total	80	55	69% ▼	80	54	68% ▼
ZURICH INSURANCE TPA Administered Claims						
CA040 BROADSPIRE SERVICES	6	2	33%	6	1	17%
CA080 CHESTERFIELD SERVICES	1	1	100%	1	1	100%
CA116 CORVEL ENTERPRISE COMP	24	15	63%	24	15	63%
CA117 COTTINGHAM & BUTLER CLAIMS SERVICES	7	5	71%	7	5	71%
CA417 CREATIVE RISK SOLUTIONS	2	2	100%	2	0	0%
CA160 ESIS	3	2	67%	3	0	0%
CA190 GALLAGHER BASSETT SERVICES	52	27	52%	52	27	52%
CA300 SEDGWICK CLAIMS MANAGEMENT SERVICES	15	11	73%	15	12	80%
TPA Total	110	65	59% ▼	110	61	55% ▼
ZURICH INSURANCE Group Total	190	120	63% ▼	190	115	61% ▼