



QUARTERLY COMPLIANCE REPORT

STATE OF MAINE
WORKERS' COMPENSATION BOARD

Fourth Quarter 2022
October 1, 2022 - December 31, 2022

Office of Monitoring, Audit &
Enforcement

John C. Rohde
Executive Director

27 State House Station
Augusta, Maine 04333-0027

**State of Maine
Workers' Compensation Board
Quarterly Compliance Report
Fourth Quarter 2022**

Table of Contents

1.	Executive Summary	Pages 1-2
2.	Lost Time First Report of Injury Filings	Page 3
3.	Initial Indemnity Payments	Page 4
4.	Initial Memorandum of Payment Filings	Page 5
5.	Initial Indemnity Notice of Controversy Filings	Page 6
6.	Wage Information	Page 7

Table of Charts

1.	Lost Time First Report of Injury Filings Timeliness Distribution	Page 3
2.	Lost Time First Report of Injury Filings Quarterly Compliance	Page 3
3.	Lost Time First Report of Injury Filings Compliance Trend	Page 3
4.	Initial Indemnity Payments Timeliness Distribution	Page 4
5.	Initial Indemnity Payments Quarterly Compliance	Page 4
6.	Initial Indemnity Payments Compliance Trend	Page 4
7.	Initial Memorandum of Payment Filings Timeliness Distribution	Page 5
8.	Initial Memorandum of Payment Filings Quarterly Compliance	Page 5
9.	Initial Memorandum of Payment Filings Compliance Trend	Page 5
10.	Initial Indemnity Notice of Controversy Filings Timeliness Distribution	Page 6
11.	Initial Indemnity Notice of Controversy Filings Quarterly Compliance	Page 6
12.	Initial Indemnity Notice of Controversy Filings Compliance Trend	Page 6
13.	Wage Statement Timeliness Distribution	Page 7
14.	Fringe Benefits Worksheet(s) Timeliness Distribution	Page 7

Appendices

A.	Insurance Group Compliance Lost Time FROI Filings and Initial Indemnity Payments	Pages A1-A15
B.	Insurance Group Compliance Initial MOP and Initial Indemnity NOC Filings	Pages B1-B15
C.	Insurance Group Compliance Wage Statements and Fringe Benefit Form Filings	Pages C1-C13

Executive Summary

On April 11, 2022 the Maine Workers Compensation Board of Directors approved the 2022 Fourth Quarter (October 1, 2022 - December 31, 2022) Compliance Report. This report represents the efforts of the Office of Monitoring, Audit and Enforcement and insurers, self-insurers, and third-party administrators (collectively “insurers”).

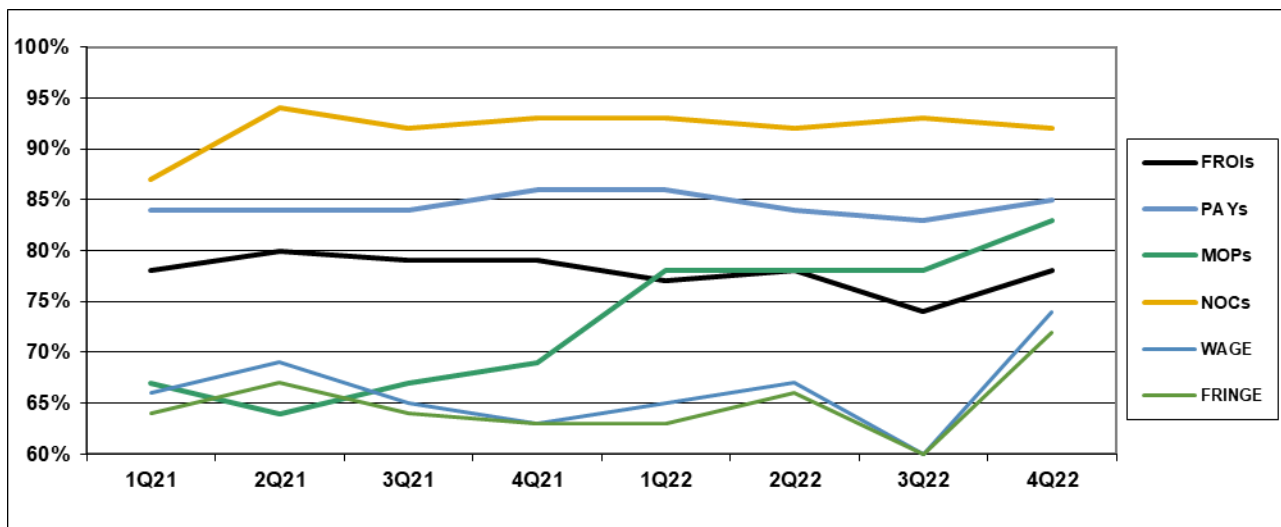
I. COMPLIANCE OVERVIEW

The Reconciliation Report was sent to 105 insurers on January 20, 2023; 83 responded, 12 were not required to respond and 10 did not respond.

The 4Q22 report represents results based upon data received by February 22, 2023. The results are:

	Number of Days	Benchmark	1Q21	2Q21	3Q21	4Q21	1Q22	2Q22	3Q22	4Q22
FROIs	7	85%	78%	80%	79%	79%	77%	78%	74%	78%
PAYs	14	87%	84%	84%	84%	86%	86%	84%	83%	85%
MOPs	17	85%	67%	64%	67%	69%	78%	78%	78%	83%
NOCs	14	90%	87%	94%	92%	93%	93%	92%	93%	92%
WAGE	30	75%	66%	69%	65%	63%	65%	67%	60%	74%
FRINGE	30	75%	64%	67%	64%	63%	63%	66%	60%	72%

Compliance Benchmark Tracking



II. CAVEATS & EXPLANATIONS

A. General

- Question marks (“?”) within this report indicate that the insurer did not provide all of the data required to measure compliance in that particular area.

B. Lost Time First Report of Injury (FROI) Filings

- Compliance with this benchmark exists when the FROI is filed (accepted EDI transaction, with or without errors) within 7 days after the employer receives notice or knowledge of an employee injury that has caused the employee to lose a day’s work.

C. Initial Indemnity Payments (PAYs)

- Compliance with this benchmark exists when the check is mailed within the later of (i) 14 days after the employer’s notice or knowledge of incapacity or (ii) the first day of compensability plus 6 days.
- If an employer continues to pay the employee’s salary, payments are deemed timely for purposes of compliance if made consistent with the employer’s usual payroll practice.

D. Initial Memorandum of Payment (MOP) Filings

- Compliance with this benchmark exists when the MOP is received within 17 days of the employer’s notice or knowledge of incapacity.

E. Initial Indemnity Notice of Controversy (NOC) Filings

- Compliance with this benchmark exists when the NOC is filed (accepted EDI transaction, with or without errors) within 14 days after the employer receives notice or knowledge of the incapacity or death. Measurement excludes filings submitted with full denial reason codes 3A-3H (No Coverage).

F. Wage Information

- Compliance with the benchmark (WCB-2 and WCB-2B forms) exists when the wage information is filed within 30 days of the employer receiving notice or knowledge of incapacity.

III. COMPLETED AUDITS

The Board conducts compliance audits of insurers to ensure that all obligations under the Workers’ Compensation Act are met. The functions of the audit program include, but are not limited to: ensuring that all reporting requirements of the Board are met, auditing the timeliness of benefit payments, auditing the accuracy of indemnity payments, evaluating claims-handling techniques, and determining whether claims are unreasonably contested.

The following Audits were finalized in 4th Quarter 2022:

Auditee (alpha order)	Total Penalties
ESIS	\$55,000.00
Hannaford Brothers Company	\$20,000.00
Liberty Mutual Group	\$16,550.00
Maine Municipal Association	\$3,000.00

LOST TIME FIRST REPORT OF INJURY FILINGS

Chart 1: Timeliness Distribution

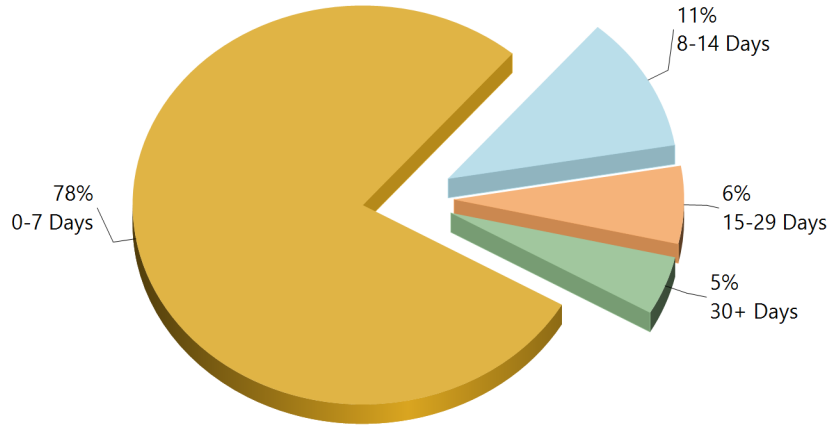


Table 1: Received Within

0-7 Days	2,704	78%
8-14 Days	383	11%
15-29 Days	218	6%
30+ Days	165	5%
? Days	0	0%
Total	3,470	100%

*The percentages may not always add to 100% due to rounding

Chart 2: Quarterly Compliance

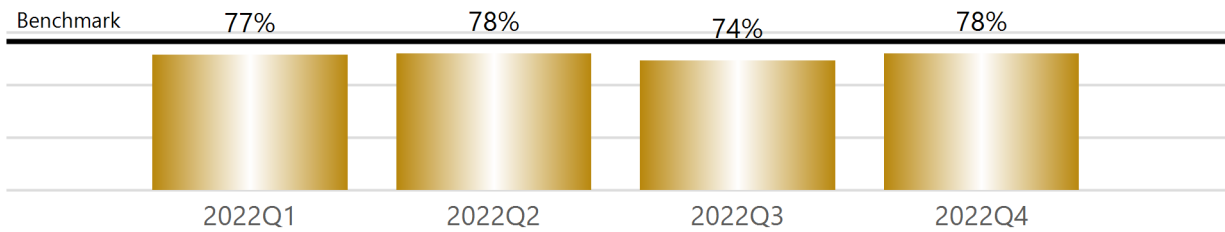
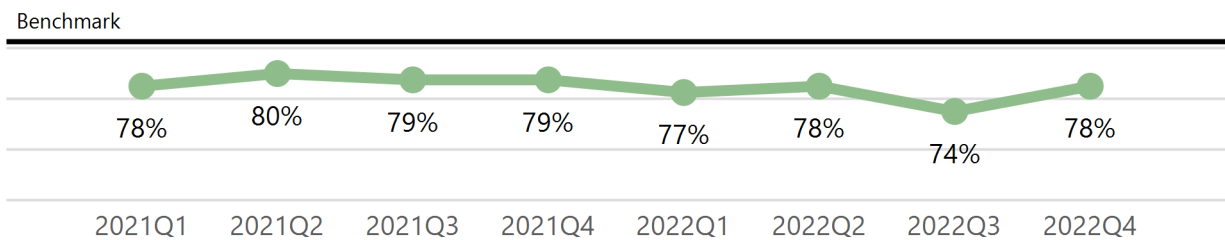


Chart 3: Compliance Trend



INITIAL INDEMNITY PAYMENTS

Chart 4: Timeliness Distribution

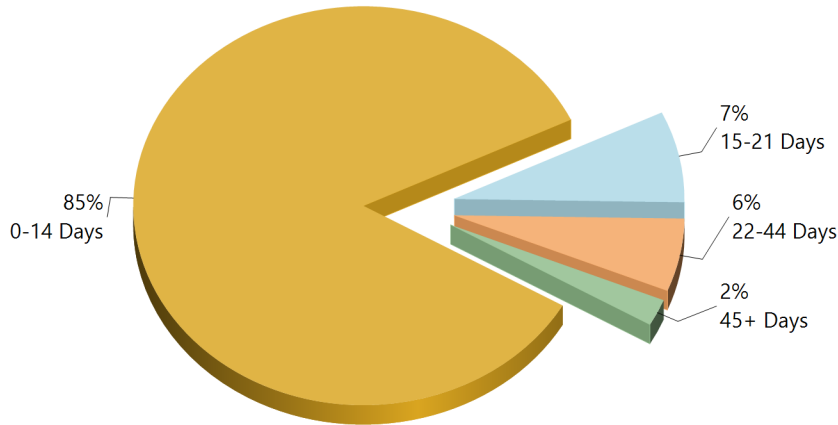


Table 2: Made Within

0-14 Days	859	85%
15-21 Days	75	7%
22-44 Days	60	6%
45+ Days	22	2%
? Days	0	0%
Total	1,016	100%

*The percentages may not always add to 100% due to rounding

Initial indemnity payments are monitored to ensure that payments are initiated within the time limits established in Section 205. As a result of these efforts, \$25,350 was issued to claimants in penalties and there is another \$3,700 in penalties awaiting resolution.

Chart 5: Quarterly Compliance

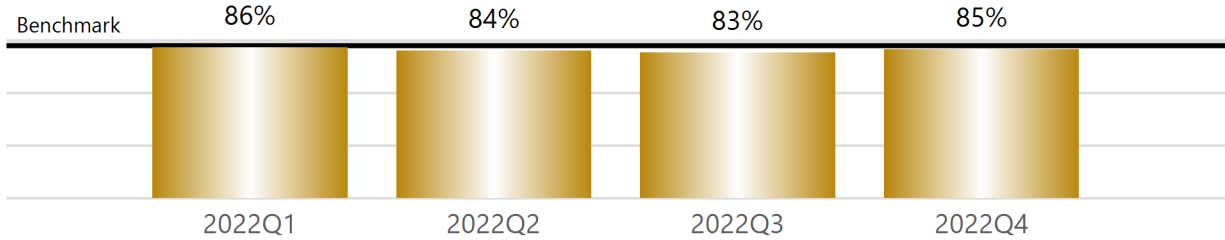
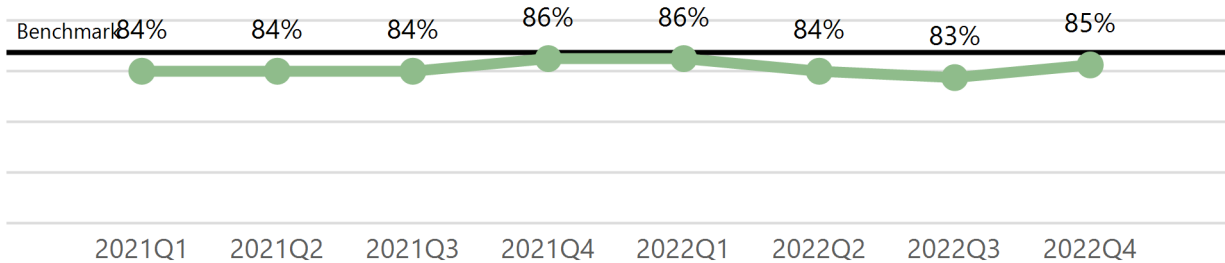


Chart 6: Compliance Trend



INITIAL MEMORANDUM OF PAYMENT FILINGS

Chart 7: Timeliness Distribution

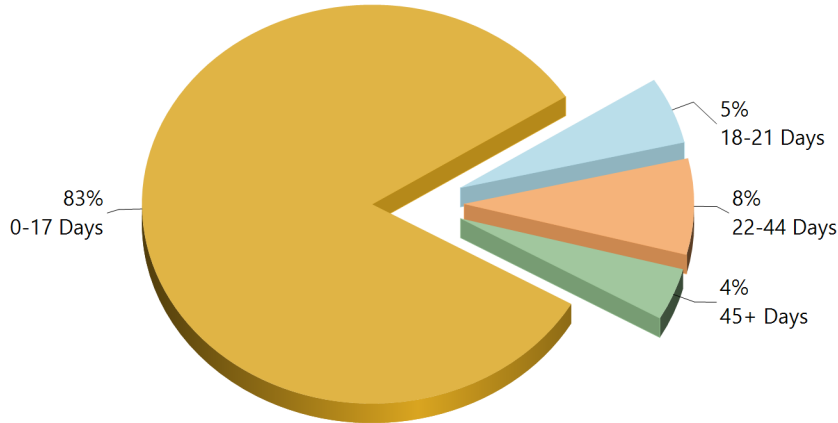


Table 3: Received Within

0-17 Days	839	83%
18-21 Days	55	5%
22-44 Days	79	8%
45+ Days	43	4%
? Days	0	0%
Total	1,016	100%

*The percentages may not always add to 100% due to rounding

Chart 8: Quarterly Compliance

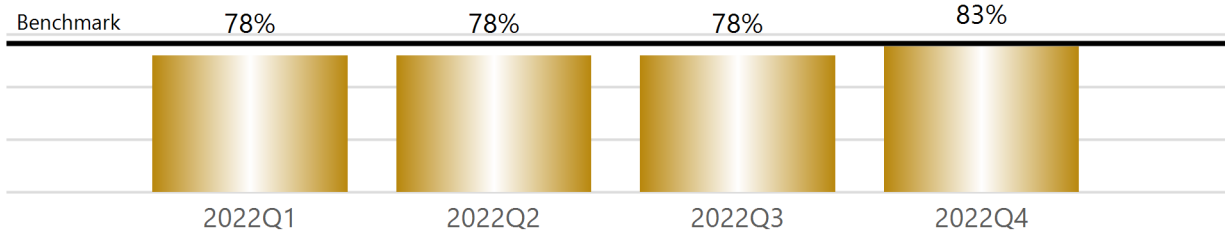
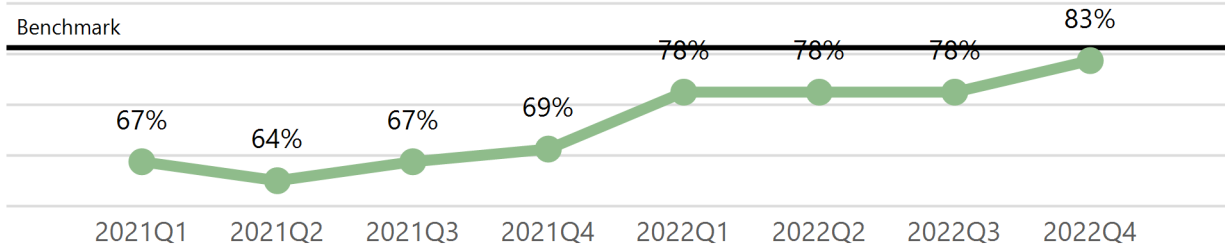


Chart 9: Compliance Trend



INITIAL INDEMNITY NOTICE OF CONTROVERSY FILINGS

Chart 10: Timeliness Distribution

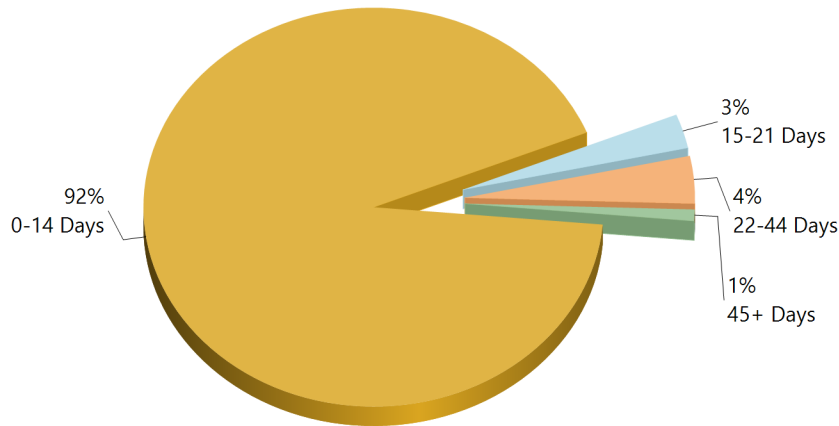


Table 4: Received Within

0-14 Days	603	92%
15-21 Days	18	3%
22-44 Days	25	4%
45+ Days	6	1%
? Days	0	0%
Total	652	100%

*The percentages may not always add to 100% due to rounding

Chart 11: Quarterly Compliance

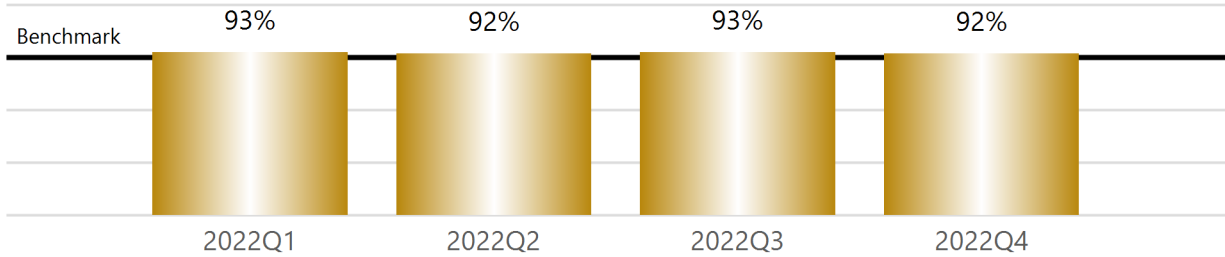
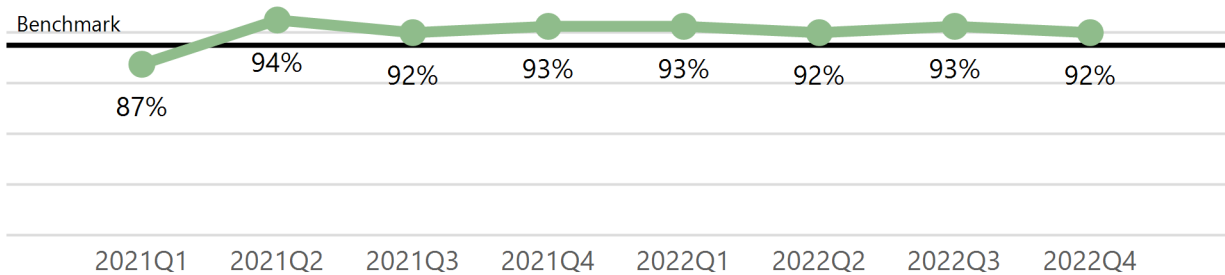


Chart 12: Compliance Trend



WAGE INFORMATION

Chart 13: Wage Statements Due Distribution

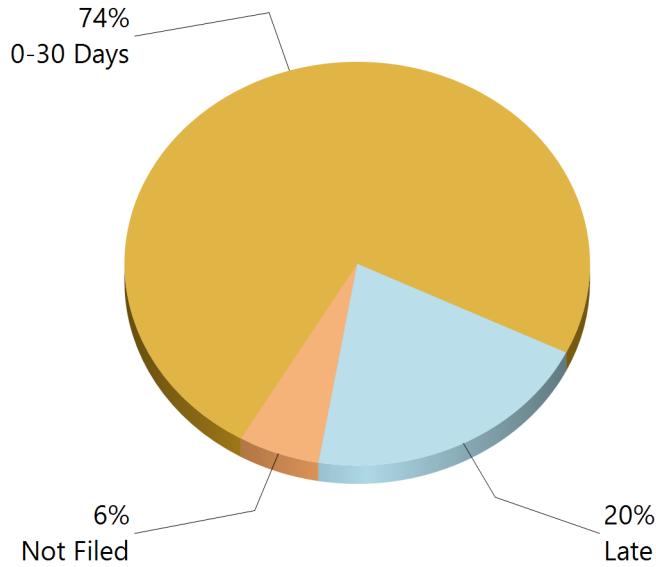


Table 5: Wage Statements Due

0-30 Days	1,579	74%
Late	436	20%
Not Filed	121	6%
Total	2,136	100%

*The percentages may not always add to 100% due to rounding

Wage Statement(s) Received: 1,156 (81%) of the 1,420 Wage Statement(s) that were received this quarter were filed timely, 264 (19%) were filed late.

Chart 14: Fringe Benefit Worksheets Due Distribution

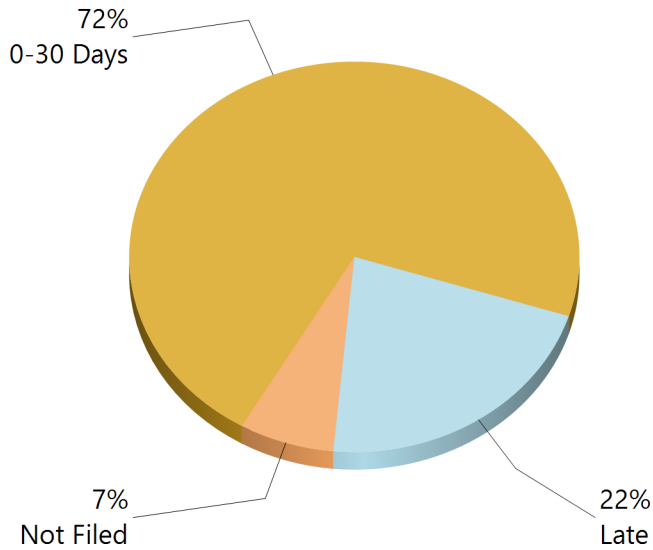


Table 6: Fringe Worksheets Due

0-30 Days	1,529	72%
Late	461	22%
Not Filed	146	7%
Total	2,136	100%

*The percentages may not always add to 100% due to rounding

Fringe Benefit Worksheet(s) Received: 1,115 (80%) of the 1,390 Fringe Benefit Worksheet(s) received this quarter were filed timely, 275 (20%) were filed late.

Appendix A

**Insurance Group Compliance
Lost Time FROI Filings and
Initial Indemnity Payments
Fourth Quarter
10/1/2022 - 12/31/2022**

INSURANCE GROUP COMPLIANCE

Lost Time FROI and Initial Indemnity Payments

Fourth Quarter 2022

10/1/2022 - 12/31/2022

Insurance Company	Total Lost Time FROIs Filed	Lost Time FROIs Filed Timely	Compliance Percentage	Total Initial Indemnity Payments Made	Initial Indemnity Payments Made Timely	Compliance Percentage
ACADIA INSURANCE	FROIs Filed	Timely FROIs	Compliance	Payments Made	Timely Payments	Compliance
CA010 ACADIA INSURANCE	54	45	83%	17	14	82%
Total	54	45	83% ▼	17	14	82% ▼
ACADIA INSURANCE Group Total	54	45	83% ▼	17	14	82% ▼
ACCIDENT FUND INSURANCE	FROIs Filed	Timely FROIs	Compliance	Payments Made	Timely Payments	Compliance
ACCIDENT FUND INSURANCE	*	*	*	*	*	*
Total	*	*	*	*	*	*
ACCIDENT FUND INSURANCE TPA Administered Claims						
CA190 GALLAGHER BASSETT SERVICES	2	0	0%	2	0	0%
TPA Total	2	0	0% ▼	2	0	0% ▼
ACCIDENT FUND INSURANCE Group Total	2	0	0% ▼	2	0	0% ▼
ACUITY MUTUAL INSURANCE	FROIs Filed	Timely FROIs	Compliance	Payments Made	Timely Payments	Compliance
CA418 ACUITY MUTUAL INSURANCE	2	1	50%	1	1	100%
Total	2	1	50% ▼	1	1	100% ▲
ACUITY MUTUAL INSURANCE Group Total	2	1	50% ▼	1	1	100% ▲
AIG INSURANCE	FROIs Filed	Timely FROIs	Compliance	Payments Made	Timely Payments	Compliance
CA015 AIG CLAIMS, INC	*	*	*	*	*	*
Total	*	*	*	*	*	*
AIG INSURANCE TPA Administered Claims						
CA040 BROADSPIRE SERVICES	2	1	50%	1	1	100%
CA116 CORVEL ENTERPRISE COMP	7	0	0%	2	1	50%
CA160 ESIS	6	2	33%	4	1	25%
CA190 GALLAGHER BASSETT SERVICES	37	30	81%	9	8	89%
CA204 HELMSMAN MANAGEMENT SERVICES	17	10	59%	3	2	67%
CA300 SEDGWICK CLAIMS MANAGEMENT SERVICES	160	136	85%	54	53	98%
TPA Total	229	179	78% ▼	73	66	90% ▲
AIG INSURANCE Group Total	229	179	78% ▼	73	66	90% ▲
AIM MUTUAL GROUP	FROIs Filed	Timely FROIs	Compliance	Payments Made	Timely Payments	Compliance
CA472 AIM MUTUAL INSURANCE	7	2	29%	4	3	75%
Total	7	2	29% ▼	4	3	75% ▼
AIM MUTUAL GROUP Group Total	7	2	29% ▼	4	3	75% ▼

INSURANCE GROUP COMPLIANCE

Lost Time FROI and Initial Indemnity Payments

Fourth Quarter 2022

10/1/2022 - 12/31/2022

Insurance Company	Total Lost Time FROIs Filed	Lost Time FROIs Filed Timely	Compliance Percentage	Total Initial Indemnity Payments Made	Initial Indemnity Payments Made Timely	Compliance Percentage
AMERICAN FINANCIAL GROUP	FROIs Filed	Timely FROIs	Compliance	Payments Made	Timely Payments	Compliance
CA192 GREAT AMERICAN ALLIANCE	No Filings	No Filings	No Filings	1	1	100%
CA267 NATIONAL INTERSTATE INSURANCE COMPANY	8	8	100%	1	1	100%
CA494 TRIUMPHE CASUALTY	1	1	100%	1	1	100%
Total	9	9	100% ▲	3	3	100% ▲
AMERICAN FINANCIAL GROUP TPA Administered Claims						
CA323 THE AMERICAN EQUITY UNDERWRITERS	1	1	100%	No Filings	No Filings	No Filings
TPA Total	1	1	100% ▲	No Filings	No Filings	No Filings
AMERICAN FINANCIAL GROUP Group Total	10	10	100% ▲	3	3	100% ▲
AMTRUST INSURANCE	FROIs Filed	Timely FROIs	Compliance	Payments Made	Timely Payments	Compliance
CA437 SECURITY NATIONAL INSURANCE	2	1	50%	1	0	0%
CA342 TECHNOLOGY INSURANCE	8	1	13%	7	2	29%
CA381 WESCO INSURANCE	14	2	14%	11	5	45%
Total	24	4	17% ▼	19	7	37% ▼
AMTRUST INSURANCE Group Total	24	4	17% ▼	19	7	37% ▼
ARCH INSURANCE	FROIs Filed	Timely FROIs	Compliance	Payments Made	Timely Payments	Compliance
ARCH INSURANCE	*	*	*	*	*	*
Total	*	*	*	*	*	*
ARCH INSURANCE TPA Administered Claims						
CA040 BROADSPIRE SERVICES	5	4	80%	1	1	100%
CA070 CANNON COCHRAN MANAGEMENT SERVICES	6	6	100%	4	4	100%
CA116 CORVEL ENTERPRISE COMP	5	2	40%	No Filings	No Filings	No Filings
CA117 COTTINGHAM & BUTLER CLAIMS SERVICES	1	0	0%	1	1	100%
CA160 ESIS	1	0	0%	1	0	0%
CA190 GALLAGHER BASSETT SERVICES	7	5	71%	2	1	50%
CA300 SEDGWICK CLAIMS MANAGEMENT SERVICES	5	3	60%	1	1	100%
TPA Total	30	20	67% ▼	10	8	80% ▼
ARCH INSURANCE Group Total	30	20	67% ▼	10	8	80% ▼
BATH IRON WORKS	FROIs Filed	Timely FROIs	Compliance	Payments Made	Timely Payments	Compliance
CA036 BATH IRON WORKS	17	16	94%	10	8	80%
Total	17	16	94% ▲	10	8	80% ▼
BATH IRON WORKS Group Total	17	16	94% ▲	10	8	80% ▼
BERKLEY CASUALTY CO	FROIs Filed	Timely FROIs	Compliance	Payments Made	Timely Payments	Compliance
CA485 BERKLEY CASUALTY CO	No Filings	No Filings	No Filings	1	0	0%
Total	No Filings	No Filings	No Filings	1	0	0% ▼
BERKLEY CASUALTY CO Group Total	No Filings	No Filings	No Filings	1	0	0% ▼

Maine Workers' Compensation Board
 Lost Time FROI Filing Benchmark: 85%
 Initial Indemnity Payment Benchmark: 87%

▲ Indicates benchmark met or exceeded
 ▼ Indicates benchmark not met

INSURANCE GROUP COMPLIANCE

Lost Time FROI and Initial Indemnity Payments

Fourth Quarter 2022

10/1/2022 - 12/31/2022

Insurance Company	Total Lost Time FROIs Filed	Lost Time FROIs Filed Timely	Compliance Percentage	Total Initial Indemnity Payments Made	Initial Indemnity Payments Made Timely	Compliance Percentage
BERKSHIRE HATHAWAY INSURANCE	FROIs Filed	Timely FROIs	Compliance	Payments Made	Timely Payments	Compliance
CA114 BERKSHIRE HATHAWAY HOMESTATE INSURANCE	1	0	0%	3	2	67%
Total	1	0	0% ▼	3	2	67% ▼
BERKSHIRE HATHAWAY INSURANCE Group Total	1	0	0% ▼	3	2	67% ▼
BROADSPIRE SERVICES	FROIs Filed	Timely FROIs	Compliance	Payments Made	Timely Payments	Compliance
CA040 BROADSPIRE SERVICES	30	15	50%	9	8	89%
Total	30	15	50% ▼	9	8	89% ▲
BROADSPIRE SERVICES Group Total	30	15	50% ▼	9	8	89% ▲
CANNON COCHRAN MANAGEMENT SERVICES	FROIs Filed	Timely FROIs	Compliance	Payments Made	Timely Payments	Compliance
CA070 CANNON COCHRAN MANAGEMENT SERVICES	42	32	76%	18	18	100%
Total	42	32	76% ▼	18	18	100% ▲
CANNON COCHRAN MANAGEMENT SERVICES Group Total	42	32	76% ▼	18	18	100% ▲
CAROLINA CASUALTY INSURANCE	FROIs Filed	Timely FROIs	Compliance	Payments Made	Timely Payments	Compliance
CAROLINA CASUALTY INSURANCE	*	*	*	*	*	*
Total	*	*	*	*	*	*
CAROLINA CASUALTY INSURANCE TPA Administered Claims	FROIs Filed	Timely FROIs	Compliance	Payments Made	Timely Payments	Compliance
CA485 BERKLEY CASUALTY CO	No Filings	No Filings	No Filings	1	0	0%
CA190 GALLAGHER BASSETT SERVICES	6	5	83%	No Filings	No Filings	No Filings
TPA Total	6	5	83% ▼	1	0	0% ▼
CAROLINA CASUALTY INSURANCE Group Total	6	5	83% ▼	1	0	0% ▼
CHESTERFIELD SERVICES	FROIs Filed	Timely FROIs	Compliance	Payments Made	Timely Payments	Compliance
CA080 CHESTERFIELD SERVICES	1	0	0%	1	1	100%
Total	1	0	0% ▼	1	1	100% ▲
CHESTERFIELD SERVICES Group Total	1	0	0% ▼	1	1	100% ▲

INSURANCE GROUP COMPLIANCE

Lost Time FROI and Initial Indemnity Payments

Fourth Quarter 2022

10/1/2022 - 12/31/2022

Insurance Company	Total Lost Time FROIs Filed	Lost Time FROIs Filed Timely	Compliance Percentage	Total Initial Indemnity Payments Made	Initial Indemnity Payments Made Timely	Compliance Percentage
CHUBB INSURANCE	FROIs Filed	Timely FROIs	Compliance	Payments Made	Timely Payments	Compliance
ACE AMERICAN INSURANCE COMPANY	*	*	*	*	*	*
CA046 CHUBB INSURANCE	*	*	*	*	*	*
CA090 FEDERAL INSURANCE	*	*	*	*	*	*
CA268 NORTH AMERICAN RISK SERVICES	*	*	*	*	*	*
Total	*	*	*	*	*	*
CHUBB INSURANCE TPA Administered Claims						
CA070 CANNON COCHRAN MANAGEMENT SERVICES	1	0	0%	No Filings	No Filings	No Filings
CA110 CONSTITUTION STATE SERVICES	2	2	100%	2	2	100%
CA116 CORVEL ENTERPRISE COMP	13	9	69%	No Filings	No Filings	No Filings
CA160 ESIS	8	2	25%	6	2	33%
CA190 GALLAGHER BASSETT SERVICES	42	32	76%	20	12	60%
CA204 HELMSMAN MANAGEMENT SERVICES	1	0	0%	No Filings	No Filings	No Filings
CA300 SEDGWICK CLAIMS MANAGEMENT SERVICES	66	58	88%	17	13	76%
TPA Total	133	103	77% ▼	45	29	64% ▼
CHUBB INSURANCE Group Total	133	103	77% ▼	45	29	64% ▼
CHURCH MUTUAL INSURANCE	FROIs Filed	Timely FROIs	Compliance	Payments Made	Timely Payments	Compliance
CA084 CHURCH MUTUAL INSURANCE	*	*	*	*	*	*
Total	*	*	*	*	*	*
CHURCH MUTUAL INSURANCE TPA Administered Claims						
CA160 ESIS	No Filings	No Filings	No Filings	1	0	0%
TPA Total	No Filings	No Filings	No Filings	1	0	0% ▼
CHURCH MUTUAL INSURANCE Group Total	No Filings	No Filings	No Filings	1	0	0% ▼
CINCINNATI INSURANCE	FROIs Filed	Timely FROIs	Compliance	Payments Made	Timely Payments	Compliance
CA438 CINCINNATI INSURANCE	4	4	100%	No Filings	No Filings	No Filings
Total	4	4	100% ▲	No Filings	No Filings	No Filings
CINCINNATI INSURANCE Group Total	4	4	100% ▲	No Filings	No Filings	No Filings
CNA INSURANCE	FROIs Filed	Timely FROIs	Compliance	Payments Made	Timely Payments	Compliance
CA083 CNA CLAIMS PLUS	2	0	0%	2	2	100%
CA271 NATIONAL FIRE INSURANCE	1	0	0%	1	1	100%
Total	3	0	0% ▼	3	3	100% ▲
CNA INSURANCE TPA Administered Claims						
CA040 BROADSPIRE SERVICES	1	0	0%	1	1	100%
CA116 CORVEL ENTERPRISE COMP	3	1	33%	No Filings	No Filings	No Filings
CA190 GALLAGHER BASSETT SERVICES	1	1	100%	No Filings	No Filings	No Filings
TPA Total	5	2	40% ▼	1	1	100% ▲
CNA INSURANCE Group Total	8	2	25% ▼	4	4	100% ▲

Maine Workers' Compensation Board
 Lost Time FROI Filing Benchmark: 85%
 Initial Indemnity Payment Benchmark: 87%

▲ Indicates benchmark met or exceeded
 ▼ Indicates benchmark not met

INSURANCE GROUP COMPLIANCE

Lost Time FROI and Initial Indemnity Payments

Fourth Quarter 2022

10/1/2022 - 12/31/2022

Insurance Company	Total Lost Time FROIs Filed	Lost Time FROIs Filed Timely	Compliance Percentage	Total Initial Indemnity Payments Made	Initial Indemnity Payments Made Timely	Compliance Percentage
CONSTITUTION STATE SERVICES	FROIs Filed	Timely FROIs	Compliance	Payments Made	Timely Payments	Compliance
CA110 CONSTITUTION STATE SERVICES	6	2	33%	5	3	60%
Total	6	2	33% ▼	5	3	60% ▼
CONSTITUTION STATE SERVICES Group Total						
6	2	33% ▼	5	3	60% ▼	
CORVEL ENTERPRISE COMP	FROIs Filed	Timely FROIs	Compliance	Payments Made	Timely Payments	Compliance
CA116 CORVEL ENTERPRISE COMP	73	40	55%	13	11	85%
Total	73	40	55% ▼	13	11	85% ▼
CORVEL ENTERPRISE COMP Group Total						
73	40	55% ▼	13	11	85% ▼	
COTTINGHAM & BUTLER CLAIMS SERVICES	FROIs Filed	Timely FROIs	Compliance	Payments Made	Timely Payments	Compliance
CA117 COTTINGHAM & BUTLER CLAIMS SERVICES	4	2	50%	2	1	50%
Total	4	2	50% ▼	2	1	50% ▼
COTTINGHAM & BUTLER CLAIMS SERVICES Group Total						
4	2	50% ▼	2	1	50% ▼	
CROSS INSURANCE	FROIs Filed	Timely FROIs	Compliance	Payments Made	Timely Payments	Compliance
CA093 CROSS INSURANCE	335	322	96%	70	67	96%
Total	335	322	96% ▲	70	67	96% ▲
CROSS INSURANCE Group Total						
335	322	96% ▲	70	67	96% ▲	
EASTERN ALLIANCE INSURANCE	FROIs Filed	Timely FROIs	Compliance	Payments Made	Timely Payments	Compliance
CA141 EASTERN ALLIANCE INSURANCE	70	36	51%	20	14	70%
Total	70	36	51% ▼	20	14	70% ▼
EASTERN ALLIANCE INSURANCE Group Total						
70	36	51% ▼	20	14	70% ▼	
ELECTRIC INSURANCE	FROIs Filed	Timely FROIs	Compliance	Payments Made	Timely Payments	Compliance
CA150 ELECTRIC INSURANCE	*	*	*	*	*	*
Total	*	*	*	*	*	*
ELECTRIC INSURANCE TPA Administered Claims						
CA300 SEDGWICK CLAIMS MANAGEMENT SERVICES	2	1	50%	1	1	100%
TPA Total	2	1	50% ▼	1	1	100% ▲
ELECTRIC INSURANCE Group Total						
2	1	50% ▼	1	1	100% ▲	
EMPLOYERS HOLDING INSURANCE	FROIs Filed	Timely FROIs	Compliance	Payments Made	Timely Payments	Compliance
CA480 EMPLOYERS ASSURANCE COMPANY	2	0	0%	No Filings	No Filings	No Filings
CA481 EMPLOYERS COMPENSATION INSURANCE	1	1	100%	1	0	0%
CA479 EMPLOYERS PREFERRED INSURANCE	5	0	0%	No Filings	No Filings	No Filings
Total	8	1	13% ▼	1	0	0% ▼
EMPLOYERS HOLDING INSURANCE Group Total						
8	1	13% ▼	1	0	0% ▼	

Maine Workers' Compensation Board
 Lost Time FROI Filing Benchmark: 85%
 Initial Indemnity Payment Benchmark: 87%

▲ Indicates benchmark met or exceeded
 ▼ Indicates benchmark not met

INSURANCE GROUP COMPLIANCE

Lost Time FROI and Initial Indemnity Payments

Fourth Quarter 2022

10/1/2022 - 12/31/2022

Insurance Company	Total Lost Time FROIs Filed	Lost Time FROIs Filed Timely	Compliance Percentage	Total Initial Indemnity Payments Made	Initial Indemnity Payments Made Timely	Compliance Percentage
ESIS	FROIs Filed	Timely FROIs	Compliance	Payments Made	Timely Payments	Compliance
CA160 ESIS	17	4	24%	14	3	21%
Total	17	4	24% ▼	14	3	21% ▼
ESIS Group Total	17	4	24% ▼	14	3	21% ▼
EVEREST REINS HOLDINGS GROUP	FROIs Filed	Timely FROIs	Compliance	Payments Made	Timely Payments	Compliance
EVEREST REINS HOLDINGS	*	*	*	*	*	*
Total	*	*	*	*	*	*
EVEREST REINS HOLDINGS GROUP TPA Administered Claims						
CA190 GALLAGHER BASSETT SERVICES	1	0	0%	1	1	100%
CA300 SEDGWICK CLAIMS MANAGEMENT SERVICES	3	3	100%	No Filings	No Filings	No Filings
TPA Total	4	3	75% ▼	1	1	100% ▲
EVEREST REINS HOLDINGS GROUP Group Total	4	3	75% ▼	1	1	100% ▲
FAIRFAX FINANCIAL GROUP	FROIs Filed	Timely FROIs	Compliance	Payments Made	Timely Payments	Compliance
CA257 NORTH RIVER INSURANCE	*	*	*	*	*	*
Total	*	*	*	*	*	*
FAIRFAX FINANCIAL GROUP TPA Administered Claims						
CA040 BROADSPIRE SERVICES	1	1	100%	No Filings	No Filings	No Filings
TPA Total	1	1	100% ▲	No Filings	No Filings	No Filings
FAIRFAX FINANCIAL GROUP Group Total	1	1	100% ▲	No Filings	No Filings	No Filings
FEDERATED MUTUAL INSURANCE	FROIs Filed	Timely FROIs	Compliance	Payments Made	Timely Payments	Compliance
CA091 FEDERATED MUTUAL INSURANCE	3	3	100%	1	1	100%
Total	3	3	100% ▲	1	1	100% ▲
FEDERATED MUTUAL INSURANCE Group Total	3	3	100% ▲	1	1	100% ▲
FRANKENMUTH INSURANCE	FROIs Filed	Timely FROIs	Compliance	Payments Made	Timely Payments	Compliance
CA095 FRANKENMUTH INSURANCE	No Filings	No Filings	No Filings	1	1	100%
Total	No Filings	No Filings	No Filings	1	1	100% ▲
FRANKENMUTH INSURANCE Group Total	No Filings	No Filings	No Filings	1	1	100% ▲
FUTURECOMP	FROIs Filed	Timely FROIs	Compliance	Payments Made	Timely Payments	Compliance
CA175 FUTURECOMP	32	29	91%	5	5	100%
Total	32	29	91% ▲	5	5	100% ▲
FUTURECOMP Group Total	32	29	91% ▲	5	5	100% ▲
GALLAGHER BASSETT SERVICES	FROIs Filed	Timely FROIs	Compliance	Payments Made	Timely Payments	Compliance
CA190 GALLAGHER BASSETT SERVICES	220	174	79%	64	41	64%
Total	220	174	79% ▼	64	41	64% ▼
GALLAGHER BASSETT SERVICES Group Total	220	174	79% ▼	64	41	64% ▼

Maine Workers' Compensation Board
 Lost Time FROI Filing Benchmark: 85%
 Initial Indemnity Payment Benchmark: 87%

▲ Indicates benchmark met or exceeded
 ▼ Indicates benchmark not met

INSURANCE GROUP COMPLIANCE

Lost Time FROI and Initial Indemnity Payments

Fourth Quarter 2022

10/1/2022 - 12/31/2022

Insurance Company	Total Lost Time FROIs Filed	Lost Time FROIs Filed Timely	Compliance Percentage	Total Initial Indemnity Payments Made	Initial Indemnity Payments Made Timely	Compliance Percentage
GREAT DIVIDE INSURANCE	FROIs Filed	Timely FROIs	Compliance	Payments Made	Timely Payments	Compliance
CA189 GREAT DIVIDE INSURANCE	1	0	0%	No Filings	No Filings	No Filings
Total	1	0	0% ▼	No Filings	No Filings	No Filings
GREAT DIVIDE INSURANCE Group Total	1	0	0% ▼	No Filings	No Filings	No Filings
GUARD INSURANCE	FROIs Filed	Timely FROIs	Compliance	Payments Made	Timely Payments	Compliance
CA019 AMGUARD INSURANCE	2	1	50%	No Filings	No Filings	No Filings
CA140 EASTGUARD INSURANCE	1	1	100%	No Filings	No Filings	No Filings
CA272 NORGUARD INSURANCE	2	2	100%	No Filings	No Filings	No Filings
Total	5	4	80% ▼	No Filings	No Filings	No Filings
GUARD INSURANCE Group Total	5	4	80% ▼	No Filings	No Filings	No Filings
HANNAFORD BROTHERS	FROIs Filed	Timely FROIs	Compliance	Payments Made	Timely Payments	Compliance
CA496 DELHAIZE AMERICA LLC	51	38	75%	35	30	86%
CA201 HANNAFORD BROTHERS	14	12	86%	8	7	88%
Total	65	50	77% ▼	43	37	86% ▼
HANNAFORD BROTHERS Group Total	65	50	77% ▼	43	37	86% ▼
HANOVER INSURANCE	FROIs Filed	Timely FROIs	Compliance	Payments Made	Timely Payments	Compliance
CA428 ALLMERICA FINANCIAL BENEFIT INSURANCE	2	0	0%	No Filings	No Filings	No Filings
CA429 HANOVER AMERICAN INSURANCE	1	0	0%	No Filings	No Filings	No Filings
CA202 HANOVER INSURANCE	5	0	0%	1	0	0%
CA228 MASSACHUSETTS BAY INSURANCE	1	0	0%	1	0	0%
Total	9	0	0% ▼	2	0	0% ▼
HANOVER INSURANCE Group Total	9	0	0% ▼	2	0	0% ▼

INSURANCE GROUP COMPLIANCE

Lost Time FROI and Initial Indemnity Payments

Fourth Quarter 2022

10/1/2022 - 12/31/2022

Insurance Company	Total Lost Time FROIs Filed	Lost Time FROIs Filed Timely	Compliance Percentage	Total Initial Indemnity Payments Made	Initial Indemnity Payments Made Timely	Compliance Percentage
HARTFORD INSURANCE	FROIs Filed	Timely FROIs	Compliance	Payments Made	Timely Payments	Compliance
CA185 HARTFORD CASUALTY INSURANCE	2	1	50%	No Filings	No Filings	No Filings
CA203 HARTFORD FIRE INSURANCE	5	5	100%	3	3	100%
CA186 HARTFORD INSURANCE COMPANY OF THE MIDWEST	1	1	100%	No Filings	No Filings	No Filings
CA187 HARTFORD UNDERWRITERS INSURANCE	3	2	67%	2	1	50%
CA288 PROPERTY & CASUALTY INSURANCE COMPANY OF HARTFORD	9	3	33%	1	1	100%
CA319 TRUMBULL INSURANCE	3	2	67%	3	2	67%
CA321 TWIN CITY FIRE INSURANCE	3	3	100%	1	1	100%
Total	26	17	65% ▼	10	8	80% ▼
HARTFORD INSURANCE TPA Administered Claims						
CA040 BROADSPIRE SERVICES	No Filings	No Filings	No Filings	No Filings	No Filings	No Filings
CA070 CANNON COCHRAN MANAGEMENT SERVICES	3	2	67%	No Filings	No Filings	No Filings
CA116 CORVEL ENTERPRISE COMP	1	1	100%	No Filings	No Filings	No Filings
CA300 SEDGWICK CLAIMS MANAGEMENT SERVICES	1	1	100%	1	1	100%
TPA Total	5	4	80% ▼	1	1	100% ▲
HARTFORD INSURANCE Group Total	31	21	68% ▼	11	9	82% ▼
HELMSMAN MANAGEMENT SERVICES	FROIs Filed	Timely FROIs	Compliance	Payments Made	Timely Payments	Compliance
CA204 HELMSMAN MANAGEMENT SERVICES	20	11	55%	3	2	67%
Total	20	11	55% ▼	3	2	67% ▼
HELMSMAN MANAGEMENT SERVICES Group Total	20	11	55% ▼	3	2	67% ▼
HOUSTON INTERNATIONAL INSURANCE	FROIs Filed	Timely FROIs	Compliance	Payments Made	Timely Payments	Compliance
IMPERIUM INSURANCE	*	*	*	*	*	*
Total	*	*	*	*	*	*
HOUSTON INTERNATIONAL INSURANCE TPA Administered Claims						
CA190 GALLAGHER BASSETT SERVICES	5	4	80%	1	1	100%
TPA Total	5	4	80% ▼	1	1	100% ▲
HOUSTON INTERNATIONAL INSURANCE Group Total	5	4	80% ▼	1	1	100% ▲

INSURANCE GROUP COMPLIANCE

Lost Time FROI and Initial Indemnity Payments

Fourth Quarter 2022

10/1/2022 - 12/31/2022

Insurance Company	Total Lost Time FROIs Filed	Lost Time FROIs Filed Timely	Compliance Percentage	Total Initial Indemnity Payments Made	Initial Indemnity Payments Made Timely	Compliance Percentage
LIBERTY MUTUAL INSURANCE	FROIs Filed	Timely FROIs	Compliance	Payments Made	Timely Payments	Compliance
CA380 EMPLOYERS INSURANCE OF WAUSAU	1	1	100%	1	1	100%
CA210 LIBERTY MUTUAL INSURANCE	61	30	49%	30	23	77%
CA406 OHIO CASUALTY INSURANCE	1	1	100%	1	0	0%
CA407 OHIO SECURITY INSURANCE	4	1	25%	2	1	50%
CA408 WEST AMERICAN INSURANCE	1	0	0%	No Filings	No Filings	No Filings
Total	68	33	49% ▼	34	25	74% ▼
LIBERTY MUTUAL INSURANCE TPA Administered Claims						
CA160 ESIS	1	0	0%	1	0	0%
CA300 SEDGWICK CLAIMS MANAGEMENT SERVICES	4	3	75%	1	1	100%
TPA Total	5	3	60% ▼	2	1	50% ▼
LIBERTY MUTUAL INSURANCE Group Total	73	36	49% ▼	36	26	72% ▼
MAINE EMPLOYERS' MUTUAL INSURANCE	FROIs Filed	Timely FROIs	Compliance	Payments Made	Timely Payments	Compliance
CA260 MAINE EMPLOYERS' MUTUAL INSURANCE	1045	738	71%	300	267	89%
Total	1045	738	71% ▼	300	267	89% ▲
MAINE EMPLOYERS' MUTUAL INSURANCE TPA Administered Claims						
CA116 CORVEL ENTERPRISE COMP	2	0	0%	1	1	100%
TPA Total	2	0	0% ▼	1	1	100% ▲
MAINE EMPLOYERS' MUTUAL INSURANCE Group Total	1047	738	70% ▼	301	268	89% ▲
MAINE HEALTHCARE ASSOCIATION	FROIs Filed	Timely FROIs	Compliance	Payments Made	Timely Payments	Compliance
CA234 MAINE HEALTHCARE ASSOCIATION	61	52	85%	25	23	92%
Total	61	52	85% ▲	25	23	92% ▲
MAINE HEALTHCARE ASSOCIATION Group Total	61	52	85% ▲	25	23	92% ▲
MAINE MOTOR TRANSPORT ASSOCIATION	FROIs Filed	Timely FROIs	Compliance	Payments Made	Timely Payments	Compliance
CA230 MAINE MOTOR TRANSPORT ASSOCIATION	30	30	100%	3	3	100%
Total	30	30	100% ▲	3	3	100% ▲
MAINE MOTOR TRANSPORT ASSOCIATION Group Total	30	30	100% ▲	3	3	100% ▲
MAINE MUNICIPAL ASSOCIATION	FROIs Filed	Timely FROIs	Compliance	Payments Made	Timely Payments	Compliance
CA225 MAINE MUNICIPAL ASSOCIATION	174	169	97%	40	35	88%
Total	174	169	97% ▲	40	35	88% ▲
MAINE MUNICIPAL ASSOCIATION Group Total	174	169	97% ▲	40	35	88% ▲
MAINE SCHOOL MANAGEMENT ASSOCIATION	FROIs Filed	Timely FROIs	Compliance	Payments Made	Timely Payments	Compliance
CA250 MAINE SCHOOL MANAGEMENT ASSOCIATION	66	57	86%	17	17	100%
Total	66	57	86% ▲	17	17	100% ▲
MAINE SCHOOL MANAGEMENT ASSOCIATION Group Total	66	57	86% ▲	17	17	100% ▲

Maine Workers' Compensation Board
 Lost Time FROI Filing Benchmark: 85%
 Initial Indemnity Payment Benchmark: 87%

▲ Indicates benchmark met or exceeded
 ▼ Indicates benchmark not met

INSURANCE GROUP COMPLIANCE

Lost Time FROI and Initial Indemnity Payments

Fourth Quarter 2022

10/1/2022 - 12/31/2022

Insurance Company	Total Lost Time FROIs Filed	Lost Time FROIs Filed Timely	Compliance Percentage	Total Initial Indemnity Payments Made	Initial Indemnity Payments Made Timely	Compliance Percentage
MARKEL CORP GROUP	FROIs Filed	Timely FROIs	Compliance	Payments Made	Timely Payments	Compliance
CA434 MARKEL SERVICE INCORPORATED	*	*	*	*	*	*
Total	*	*	*	*	*	*
MARKEL CORP GROUP TPA Administered Claims						
CA070 CANNON COCHRAN MANAGEMENT SERVICES	1	0	0%	1	1	100%
TPA Total	1	0	0% ▼	1	1	100% ▲
MARKEL CORP GROUP Group Total	1	0	0% ▼	1	1	100% ▲
MEADOWBROOK INSURANCE	FROIs Filed	Timely FROIs	Compliance	Payments Made	Timely Payments	Compliance
CA255 MEADOWBROOK INSURANCE	5	2	40%	2	2	100%
Total	5	2	40% ▼	2	2	100% ▲
MEADOWBROOK INSURANCE Group Total	5	2	40% ▼	2	2	100% ▲
mitsui sumitomo ins co of america	FROIs Filed	Timely FROIs	Compliance	Payments Made	Timely Payments	Compliance
MITSUI SUMITOMO INS CO OF AMERICA	*	*	*	*	*	*
Total	*	*	*	*	*	*
mitsui sumitomo ins co of america TPA Administered Claims						
CA070 CANNON COCHRAN MANAGEMENT SERVICES	1	1	100%	1	1	100%
TPA Total	1	1	100% ▲	1	1	100% ▲
MITSUI SUMITOMO INS CO OF AMERICA Group Total	1	1	100% ▲	1	1	100% ▲
NATIONWIDE INSURANCE	FROIs Filed	Timely FROIs	Compliance	Payments Made	Timely Payments	Compliance
CA477 NATIONWIDE INSURANCE OF AMERICA	1	0	0%	1	0	0%
Total	1	0	0% ▼	1	0	0% ▼
NATIONWIDE INSURANCE Group Total	1	0	0% ▼	1	0	0% ▼
NEXT LEVEL ADMINISTRATOR LLC	FROIs Filed	Timely FROIs	Compliance	Payments Made	Timely Payments	Compliance
CA433 NEXT LEVEL ADMINISTRATOR LLC	4	3	75%	2	0	0%
Total	4	3	75% ▼	2	0	0% ▼
NEXT LEVEL ADMINISTRATOR LLC Group Total	4	3	75% ▼	2	0	0% ▼

INSURANCE GROUP COMPLIANCE

Lost Time FROI and Initial Indemnity Payments

Fourth Quarter 2022

10/1/2022 - 12/31/2022

Insurance Company	Total Lost Time FROIs Filed	Lost Time FROIs Filed Timely	Compliance Percentage	Total Initial Indemnity Payments Made	Initial Indemnity Payments Made Timely	Compliance Percentage
OLD REPUBLIC INSURANCE	FROIs Filed	Timely FROIs	Compliance	Payments Made	Timely Payments	Compliance
OLD REPUBLIC INSURANCE	*	*	*	*	*	*
Total	*	*	*	*	*	*
OLD REPUBLIC INSURANCE TPA Administered Claims						
CA070 CANNON COCHRAN MANAGEMENT SERVICES	2	2	100%	No Filings	No Filings	No Filings
CA116 CORVEL ENTERPRISE COMP	6	5	83%	1	1	100%
CA190 GALLAGHER BASSETT SERVICES	14	14	100%	1	1	100%
CA204 HELMSMAN MANAGEMENT SERVICES	1	1	100%	No Filings	No Filings	No Filings
CA300 SEDGWICK CLAIMS MANAGEMENT SERVICES	8	5	63%	2	1	50%
TPA Total	31	27	87% ▲	4	3	75% ▼
OLD REPUBLIC INSURANCE Group Total	31	27	87% ▲	4	3	75% ▼
PENNSYLVANIA MFG ASSN	FROIs Filed	Timely FROIs	Compliance	Payments Made	Timely Payments	Compliance
MANUFACTURERS ALLIANCE INSURANCE	*	*	*	*	*	*
PENNSYLVANIA MFG ASSN	*	*	*	*	*	*
PENNSYLVANIA MFG INDEMNITY CO	*	*	*	*	*	*
Total	*	*	*	*	*	*
PENNSYLVANIA MFG ASSN TPA Administered Claims						
CA190 GALLAGHER BASSETT SERVICES	8	7	88%	2	1	50%
CA323 THE AMERICAN EQUITY UNDERWRITERS	1	0	0%	No Filings	No Filings	No Filings
TPA Total	9	7	78% ▼	2	1	50% ▼
PENNSYLVANIA MFG ASSN Group Total	9	7	78% ▼	2	1	50% ▼
PROTECTIVE INSURANCE	FROIs Filed	Timely FROIs	Compliance	Payments Made	Timely Payments	Compliance
CA277 PROTECTIVE INSURANCE COMPANY	*	*	*	*	*	*
Total	*	*	*	*	*	*
PROTECTIVE INSURANCE TPA Administered Claims						
CA040 BROADSPIRE SERVICES	9	3	33%	4	3	75%
TPA Total	9	3	33% ▼	4	3	75% ▼
PROTECTIVE INSURANCE Group Total	9	3	33% ▼	4	3	75% ▼
QBE INSURANCE GROUP	FROIs Filed	Timely FROIs	Compliance	Payments Made	Timely Payments	Compliance
QBE INSURANCE GROUP	*	*	*	*	*	*
Total	*	*	*	*	*	*
QBE INSURANCE GROUP TPA Administered Claims						
CA300 SEDGWICK CLAIMS MANAGEMENT SERVICES	6	5	83%	2	1	50%
TPA Total	6	5	83% ▼	2	1	50% ▼
QBE INSURANCE GROUP Group Total	6	5	83% ▼	2	1	50% ▼

INSURANCE GROUP COMPLIANCE

Lost Time FROI and Initial Indemnity Payments

Fourth Quarter 2022

10/1/2022 - 12/31/2022

Insurance Company	Total Lost Time FROIs Filed	Lost Time FROIs Filed Timely	Compliance Percentage	Total Initial Indemnity Payments Made	Initial Indemnity Payments Made Timely	Compliance Percentage
SAFETY NATIONAL CASUALTY CORP	FROIs Filed	Timely FROIs	Compliance	Payments Made	Timely Payments	Compliance
SAFETY NATIONAL CASUALTY CORP	*	*	*	*	*	*
Total	*	*	*	*	*	*
SAFETY NATIONAL CASUALTY CORP TPA Administered Claims						
CA040 BROADSPIRE SERVICES	4	1	25%	1	1	100%
CA070 CANNON COCHRAN MANAGEMENT SERVICES	1	0	0%	No Filings	No Filings	No Filings
CA110 CONSTITUTION STATE SERVICES	1	0	0%	No Filings	No Filings	No Filings
CA116 CORVEL ENTERPRISE COMP	5	1	20%	No Filings	No Filings	No Filings
CA190 GALLAGHER BASSETT SERVICES	11	10	91%	1	1	100%
CA204 HELMSMAN MANAGEMENT SERVICES	1	0	0%	No Filings	No Filings	No Filings
CA300 SEDGWICK CLAIMS MANAGEMENT SERVICES	9	4	44%	No Filings	No Filings	No Filings
TPA Total	32	16	50% ▼	2	2	100% ▲
SAFETY NATIONAL CASUALTY CORP Group Total	32	16	50% ▼	2	2	100% ▲
SEDGWICK CLAIMS MANAGEMENT SERVICES	FROIs Filed	Timely FROIs	Compliance	Payments Made	Timely Payments	Compliance
CA300 SEDGWICK CLAIMS MANAGEMENT SERVICES	326	271	83%	88	78	89%
Total	326	271	83% ▼	88	78	89% ▲
SEDGWICK CLAIMS MANAGEMENT SERVICES Group Total	326	271	83% ▼	88	78	89% ▲
SENTRY INSURANCE	FROIs Filed	Timely FROIs	Compliance	Payments Made	Timely Payments	Compliance
CA207 FLORISTS MUTUAL INSURANCE	1	1	100%	No Filings	No Filings	No Filings
CA426 MIDDLESEX INSURANCE COMPANY	2	1	50%	1	1	100%
CA402 SENTRY CASUALTY	2	2	100%	1	1	100%
CA305 SENTRY INSURANCE	7	4	57%	3	3	100%
Total	12	8	67% ▼	5	5	100% ▲
SENTRY INSURANCE Group Total	12	8	67% ▼	5	5	100% ▲
SERVICE AMERICAN INDEMNITY	FROIs Filed	Timely FROIs	Compliance	Payments Made	Timely Payments	Compliance
SERVICE AMERICAN INDEMNITY	*	*	*	*	*	*
Total	*	*	*	*	*	*
SERVICE AMERICAN INDEMNITY TPA Administered Claims						
CA040 BROADSPIRE SERVICES	3	2	67%	No Filings	No Filings	No Filings
TPA Total	3	2	67% ▼	No Filings	No Filings	No Filings
SERVICE AMERICAN INDEMNITY Group Total	3	2	67% ▼	No Filings	No Filings	No Filings

INSURANCE GROUP COMPLIANCE

Lost Time FROI and Initial Indemnity Payments

Fourth Quarter 2022

10/1/2022 - 12/31/2022

Insurance Company	Total Lost Time FROIs Filed	Lost Time FROIs Filed Timely	Compliance Percentage	Total Initial Indemnity Payments Made	Initial Indemnity Payments Made Timely	Compliance Percentage
SOMPO JAPAN INSURANCE	FROIs Filed	Timely FROIs	Compliance	Payments Made	Timely Payments	Compliance
SOMPO JAPAN INSURANCE COMPANY OF AMERICA	*	*	*	*	*	*
Total	*	*	*	*	*	*
SOMPO JAPAN INSURANCE TPA Administered Claims						
CA190 GALLAGHER BASSETT SERVICES	1	1	100%	No Filings	No Filings	No Filings
TPA Total	1	1	100% ▲	No Filings	No Filings	No Filings
SOMPO JAPAN INSURANCE Group Total	1	1	100% ▲	No Filings	No Filings	No Filings
STARR INDEMNITY INSURANCE	FROIs Filed	Timely FROIs	Compliance	Payments Made	Timely Payments	Compliance
STARR INDEMNITY INSURANCE	*	*	*	*	*	*
Total	*	*	*	*	*	*
STARR INDEMNITY INSURANCE TPA Administered Claims						
CA160 ESIS	*	*	*	*	*	*
CA190 GALLAGHER BASSETT SERVICES	12	6	50%	4	3	75%
CA300 SEDGWICK CLAIMS MANAGEMENT SERVICES	6	5	83%	2	2	100%
TPA Total	18	11	61% ▼	6	5	83% ▼
STARR INDEMNITY INSURANCE Group Total	18	11	61% ▼	6	5	83% ▼
STARSTONE NATIONAL INSURANCE	FROIs Filed	Timely FROIs	Compliance	Payments Made	Timely Payments	Compliance
STARSTONE NATIONAL INSURANCE	*	*	*	*	*	*
Total	*	*	*	*	*	*
STARSTONE NATIONAL INSURANCE TPA Administered Claims						
CA070 CANNON COCHRAN MANAGEMENT SERVICES	1	0	0%	No Filings	No Filings	No Filings
TPA Total	1	0	0% ▼	No Filings	No Filings	No Filings
STARSTONE NATIONAL INSURANCE Group Total	1	0	0% ▼	No Filings	No Filings	No Filings
STATE OF MAINE WORKERS' COMPENSATION TRUST	FROIs Filed	Timely FROIs	Compliance	Payments Made	Timely Payments	Compliance
CA307 STATE OF MAINE WORKERS' COMPENSATION TRUST	125	107	86%	28	24	86%
Total	125	107	86% ▲	28	24	86% ▼
STATE OF MAINE WORKERS' COMPENSATION TRUST Group Total	125	107	86% ▲	28	24	86% ▼
SYNERNET	FROIs Filed	Timely FROIs	Compliance	Payments Made	Timely Payments	Compliance
CA320 SYNERNET	270	257	95%	77	74	96%
Total	270	257	95% ▲	77	74	96% ▲
SYNERNET Group Total	270	257	95% ▲	77	74	96% ▲
THE AMERICAN EQUITY UNDERWRITERS	FROIs Filed	Timely FROIs	Compliance	Payments Made	Timely Payments	Compliance
CA323 THE AMERICAN EQUITY UNDERWRITERS	2	1	50%	No Filings	No Filings	No Filings
Total	2	1	50% ▼	No Filings	No Filings	No Filings
THE AMERICAN EQUITY UNDERWRITERS Group Total	2	1	50% ▼	No Filings	No Filings	No Filings

Maine Workers' Compensation Board
 Lost Time FROI Filing Benchmark: 85%
 Initial Indemnity Payment Benchmark: 87%

▲ Indicates benchmark met or exceeded
 ▼ Indicates benchmark not met

INSURANCE GROUP COMPLIANCE

Lost Time FROI and Initial Indemnity Payments

Fourth Quarter 2022

10/1/2022 - 12/31/2022

Insurance Company	Total Lost Time FROIs Filed	Lost Time FROIs Filed Timely	Compliance Percentage	Total Initial Indemnity Payments Made	Initial Indemnity Payments Made Timely	Compliance Percentage
TRAVELERS INSURANCE	FROIs Filed	Timely FROIs	Compliance	Payments Made	Timely Payments	Compliance
CA072 CHARTER OAK FIRE INSURANCE	14	6	43%	6	6	100%
CA306 STANDARD FIRE INSURANCE	23	8	35%	17	14	82%
CA347 TRAVELERS CASUALTY & SURETY	1	0	0%	No Filings	No Filings	No Filings
CA348 TRAVELERS CASUALTY INSURANCE COMPANY OF AMERICA	3	1	33%	2	2	100%
CA349 TRAVELERS COMMERCIAL CASUALTY	5	1	20%	5	5	100%
CA346 TRAVELERS INDEMNITY COMPANY OF AMERICA	1	0	0%	1	1	100%
CA345 TRAVELERS PROPERTY CASUALTY INSURANCE	1	1	100%	1	1	100%
Total	48	17	35% ▼	32	29	91% ▲
TRAVELERS INSURANCE TPA Administered Claims						
CA300 SEDGWICK CLAIMS MANAGEMENT SERVICES	1	1	100%	1	1	100%
TPA Total	1	1	100% ▲	1	1	100% ▲
TRAVELERS INSURANCE Group Total	49	18	37% ▼	33	30	91% ▲
UTICA MUTUAL INSURANCE	FROIs Filed	Timely FROIs	Compliance	Payments Made	Timely Payments	Compliance
CA324 UTICA MUTUAL INSURANCE	1	1	100%	No Filings	No Filings	No Filings
Total	1	1	100% ▲	No Filings	No Filings	No Filings
UTICA MUTUAL INSURANCE Group Total	1	1	100% ▲	No Filings	No Filings	No Filings
VANLINER INSURANCE	FROIs Filed	Timely FROIs	Compliance	Payments Made	Timely Payments	Compliance
CA379 VANLINER INSURANCE	5	4	80%	1	0	0%
Total	5	4	80% ▼	1	0	0% ▼
VANLINER INSURANCE Group Total	5	4	80% ▼	1	0	0% ▼
WALMART CLAIMS SERVICES	FROIs Filed	Timely FROIs	Compliance	Payments Made	Timely Payments	Compliance
CA100 WALMART CLAIMS SERVICES	108	106	98%	8	8	100%
Total	108	106	98% ▲	8	8	100% ▲
WALMART CLAIMS SERVICES Group Total	108	106	98% ▲	8	8	100% ▲
XL INSURANCE	FROIs Filed	Timely FROIs	Compliance	Payments Made	Timely Payments	Compliance
CA384 XL INSURANCE	*	*	*	*	*	*
Total	*	*	*	*	*	*
XL INSURANCE TPA Administered Claims						
CA116 CORVEL ENTERPRISE COMP	1	0	0%	No Filings	No Filings	No Filings
CA117 COTTINGHAM & BUTLER CLAIMS SERVICES	1	1	100%	No Filings	No Filings	No Filings
CA160 ESIS	1	0	0%	1	0	0%
CA190 GALLAGHER BASSETT SERVICES	3	2	67%	No Filings	No Filings	No Filings
CA300 SEDGWICK CLAIMS MANAGEMENT SERVICES	5	4	80%	2	1	50%
TPA Total	11	7	64% ▼	3	1	33% ▼
XL INSURANCE Group Total	11	7	64% ▼	3	1	33% ▼

Maine Workers' Compensation Board
 Lost Time FROI Filing Benchmark: 85%
 Initial Indemnity Payment Benchmark: 87%

▲ Indicates benchmark met or exceeded
 ▼ Indicates benchmark not met

INSURANCE GROUP COMPLIANCE

Lost Time FROI and Initial Indemnity Payments

Fourth Quarter 2022

10/1/2022 - 12/31/2022

Insurance Company	Total Lost Time FROIs Filed	Lost Time FROIs Filed Timely	Compliance Percentage	Total Initial Indemnity Payments Made	Initial Indemnity Payments Made Timely	Compliance Percentage
ZURICH INSURANCE	FROIs Filed	Timely FROIs	Compliance	Payments Made	Timely Payments	Compliance
CA021 AMERICAN GUARANTEE & LIABILITY	3	3	100%	1	1	100%
CA022 AMERICAN ZURICH	21	17	81%	5	5	100%
CA400 ZURICH AMERICAN INSURANCE	7	5	71%	3	1	33%
Total	31	25	81% ▼	9	7	78% ▼
ZURICH INSURANCE TPA Administered Claims						
CA040 BROADSPIRE SERVICES	3	1	33%	1	1	100%
CA080 CHESTERFIELD SERVICES	1	0	0%	1	1	100%
CA116 CORVEL ENTERPRISE COMP	18	14	78%	5	4	80%
CA117 COTTINGHAM & BUTLER CLAIMS SERVICES	2	1	50%	1	0	0%
CA190 GALLAGHER BASSETT SERVICES	31	23	74%	10	7	70%
CA300 SEDGWICK CLAIMS MANAGEMENT SERVICES	7	5	71%	No Filings	No Filings	No Filings
TPA Total	62	44	71% ▼	18	13	72% ▼
ZURICH INSURANCE Group Total	93	69	74% ▼	27	20	74% ▼

Maine Workers' Compensation Board

Lost Time FROI Filing Benchmark: 85%

Initial Indemnity Payment Benchmark: 87%

▲ Indicates benchmark met or exceeded

▼ Indicates benchmark not met

Appendix B

**Insurance Group Compliance
Initial MOP and Initial Indemnity NOC Filings
Fourth Quarter
10/1/2022 - 12/31/2022**

INSURANCE GROUP COMPLIANCE
Initial MOP and Initial Indemnity NOC Filings
Fourth Quarter 2022
10/1/2022 - 12/31/2022

Insurance Company	Total Initial MOPs Filed	Initial MOPs Filed Timely	Compliance Percentage	Total Initial Indemnity NOCs Filed	Initial Indemnity NOCs Filed Timely	Compliance Percentage
ACADIA INSURANCE	MOPs Filed	Timely MOPs	Compliance	NOCs Filed	Timely NOCs	Compliance
CA010 ACADIA INSURANCE	17	15	88%	9	8	89%
Total	17	15	88% ▲	9	8	89% ▼
ACADIA INSURANCE Group Total	17	15	88% ▲	9	8	89% ▼
ACCIDENT FUND INSURANCE	MOPs Filed	Timely MOPs	Compliance	NOCs Filed	Timely NOCs	Compliance
ACCIDENT FUND INSURANCE	*	*	*	*	*	*
Total	*	*	*	*	*	*
ACCIDENT FUND INSURANCE TPA Administered Claims						
CA190 GALLAGHER BASSETT SERVICES	2	1	50%	No Filings	No Filings	No Filings
TPA Total	2	1	50% ▼	No Filings	No Filings	No Filings
ACCIDENT FUND INSURANCE Group Total	2	1	50% ▼	No Filings	No Filings	No Filings
ACUITY MUTUAL INSURANCE	MOPs Filed	Timely MOPs	Compliance	NOCs Filed	Timely NOCs	Compliance
CA418 ACUITY MUTUAL INSURANCE	1	1	100%	No Filings	No Filings	No Filings
Total	1	1	100% ▲	No Filings	No Filings	No Filings
ACUITY MUTUAL INSURANCE Group Total	1	1	100% ▲	No Filings	No Filings	No Filings
AIG INSURANCE	MOPs Filed	Timely MOPs	Compliance	NOCs Filed	Timely NOCs	Compliance
CA015 AIG CLAIMS, INC	*	*	*	*	*	*
Total	*	*	*	*	*	*
AIG INSURANCE TPA Administered Claims						
CA040 BROADSPIRE SERVICES	1	1	100%	No Filings	No Filings	No Filings
CA116 CORVEL ENTERPRISE COMP	2	0	0%	1	1	100%
CA160 ESIS	4	3	75%	No Filings	No Filings	No Filings
CA190 GALLAGHER BASSETT SERVICES	9	7	78%	4	4	100%
CA204 HELMSMAN MANAGEMENT SERVICES	3	3	100%	4	4	100%
CA300 SEDGWICK CLAIMS MANAGEMENT SERVICES	54	52	96%	18	18	100%
TPA Total	73	66	90% ▲	27	27	100% ▲
AIG INSURANCE Group Total	73	66	90% ▲	27	27	100% ▲
AIM MUTUAL GROUP	MOPs Filed	Timely MOPs	Compliance	NOCs Filed	Timely NOCs	Compliance
CA472 AIM MUTUAL INSURANCE	4	3	75%	2	2	100%
Total	4	3	75% ▼	2	2	100% ▲
AIM MUTUAL GROUP Group Total	4	3	75% ▼	2	2	100% ▲

INSURANCE GROUP COMPLIANCE
Initial MOP and Initial Indemnity NOC Filings
Fourth Quarter 2022
10/1/2022 - 12/31/2022

Insurance Company	Total Initial MOPs Filed	Initial MOPs Filed Timely	Compliance Percentage	Total Initial Indemnity NOCs Filed	Initial Indemnity NOCs Filed Timely	Compliance Percentage
AMERICAN FINANCIAL GROUP	MOPs Filed	Timely MOPs	Compliance	NOCs Filed	Timely NOCs	Compliance
CA192 GREAT AMERICAN ALLIANCE	1	0	0%	No Filings	No Filings	No Filings
CA267 NATIONAL INTERSTATE INSURANCE COMPANY	1	1	100%	2	2	100%
CA494 TRIUMPHE CASUALTY	1	1	100%	No Filings	No Filings	No Filings
Total	3	2	67% ▼	2	2	100% ▲
AMERICAN FINANCIAL GROUP TPA Administered Claims						
CA323 THE AMERICAN EQUITY UNDERWRITERS	No Filings	No Filings	No Filings	No Filings	No Filings	No Filings
TPA Total	No Filings	No Filings	No Filings	No Filings	No Filings	No Filings
AMERICAN FINANCIAL GROUP Group Total	3	2	67% ▼	2	2	100% ▲
AMTRUST INSURANCE	MOPs Filed	Timely MOPs	Compliance	NOCs Filed	Timely NOCs	Compliance
CA437 SECURITY NATIONAL INSURANCE	1	1	100%	1	1	100%
CA342 TECHNOLOGY INSURANCE	7	4	57%	3	2	67%
CA381 WESCO INSURANCE	11	4	36%	2	1	50%
Total	19	9	47% ▼	6	4	67% ▼
AMTRUST INSURANCE Group Total	19	9	47% ▼	6	4	67% ▼
ARCH INSURANCE	MOPs Filed	Timely MOPs	Compliance	NOCs Filed	Timely NOCs	Compliance
ARCH INSURANCE	*	*	*	*	*	*
Total	*	*	*	*	*	*
ARCH INSURANCE TPA Administered Claims						
CA040 BROADSPIRE SERVICES	1	1	100%	2	2	100%
CA070 CANNON COCHRAN MANAGEMENT SERVICES	4	4	100%	1	1	100%
CA116 CORVEL ENTERPRISE COMP	No Filings	No Filings	No Filings	3	3	100%
CA117 COTTINGHAM & BUTLER CLAIMS SERVICES	1	1	100%	No Filings	No Filings	No Filings
CA160 ESIS	1	0	0%	No Filings	No Filings	No Filings
CA190 GALLAGHER BASSETT SERVICES	2	1	50%	No Filings	No Filings	No Filings
CA300 SEDGWICK CLAIMS MANAGEMENT SERVICES	1	1	100%	1	1	100%
TPA Total	10	8	80% ▼	7	7	100% ▲
ARCH INSURANCE Group Total	10	8	80% ▼	7	7	100% ▲
BATH IRON WORKS	MOPs Filed	Timely MOPs	Compliance	NOCs Filed	Timely NOCs	Compliance
CA036 BATH IRON WORKS	10	9	90%	No Filings	No Filings	No Filings
Total	10	9	90% ▲	No Filings	No Filings	No Filings
BATH IRON WORKS Group Total	10	9	90% ▲	No Filings	No Filings	No Filings
BERKLEY CASUALTY CO	MOPs Filed	Timely MOPs	Compliance	NOCs Filed	Timely NOCs	Compliance
CA485 BERKLEY CASUALTY CO	1	0	0%	No Filings	No Filings	No Filings
Total	1	0	0% ▼	No Filings	No Filings	No Filings
BERKLEY CASUALTY CO Group Total	1	0	0% ▼	No Filings	No Filings	No Filings

INSURANCE GROUP COMPLIANCE
Initial MOP and Initial Indemnity NOC Filings
Fourth Quarter 2022
10/1/2022 - 12/31/2022

Insurance Company	Total Initial MOPs Filed	Initial MOPs Filed Timely	Compliance Percentage	Total Initial Indemnity NOCs Filed	Initial Indemnity NOCs Filed Timely	Compliance Percentage
BERKSHIRE HATHAWAY INSURANCE	MOPs Filed	Timely MOPs	Compliance	NOCs Filed	Timely NOCs	Compliance
CA114 BERKSHIRE HATHAWAY HOMESTATE INSURANCE	3	0	0%	No Filings	No Filings	No Filings
Total	3	0	0% ▼	No Filings	No Filings	No Filings
BERKSHIRE HATHAWAY INSURANCE Group Total	3	0	0% ▼	No Filings	No Filings	No Filings
BROADSPIRE SERVICES	MOPs Filed	Timely MOPs	Compliance	NOCs Filed	Timely NOCs	Compliance
CA040 BROADSPIRE SERVICES	9	7	78%	10	9	90%
Total	9	7	78% ▼	10	9	90% ▲
BROADSPIRE SERVICES Group Total	9	7	78% ▼	10	9	90% ▲
CANNON COCHRAN MANAGEMENT SERVICES	MOPs Filed	Timely MOPs	Compliance	NOCs Filed	Timely NOCs	Compliance
CA070 CANNON COCHRAN MANAGEMENT SERVICES	18	18	100%	8	8	100%
Total	18	18	100% ▲	8	8	100% ▲
CANNON COCHRAN MANAGEMENT SERVICES Group Total	18	18	100% ▲	8	8	100% ▲
CAROLINA CASUALTY INSURANCE	MOPs Filed	Timely MOPs	Compliance	NOCs Filed	Timely NOCs	Compliance
CAROLINA CASUALTY INSURANCE	*	*	*	*	*	*
Total	*	*	*	*	*	*
CAROLINA CASUALTY INSURANCE TPA Administered Claims	MOPs Filed	Timely MOPs	Compliance	NOCs Filed	Timely NOCs	Compliance
CA485 BERKLEY CASUALTY CO	1	0	0%	No Filings	No Filings	No Filings
CA190 GALLAGHER BASSETT SERVICES	No Filings	No Filings	No Filings	No Filings	No Filings	No Filings
TPA Total	1	0	0% ▼	No Filings	No Filings	No Filings
CAROLINA CASUALTY INSURANCE Group Total	1	0	0% ▼	No Filings	No Filings	No Filings
CHESTERFIELD SERVICES	MOPs Filed	Timely MOPs	Compliance	NOCs Filed	Timely NOCs	Compliance
CA080 CHESTERFIELD SERVICES	1	1	100%	No Filings	No Filings	No Filings
Total	1	1	100% ▲	No Filings	No Filings	No Filings
CHESTERFIELD SERVICES Group Total	1	1	100% ▲	No Filings	No Filings	No Filings

INSURANCE GROUP COMPLIANCE
Initial MOP and Initial Indemnity NOC Filings
Fourth Quarter 2022
10/1/2022 - 12/31/2022

Insurance Company	Total Initial MOPs Filed	Initial MOPs Filed Timely	Compliance Percentage	Total Initial Indemnity NOCs Filed	Initial Indemnity NOCs Filed Timely	Compliance Percentage
CHUBB INSURANCE	MOPs Filed	Timely MOPs	Compliance	NOCs Filed	Timely NOCs	Compliance
ACE AMERICAN INSURANCE COMPANY	*	*	*	*	*	*
CA046 CHUBB INSURANCE	*	*	*	*	*	*
CA090 FEDERAL INSURANCE	*	*	*	*	*	*
CA268 NORTH AMERICAN RISK SERVICES	*	*	*	*	*	*
Total	*	*	*	*	*	*
CHUBB INSURANCE TPA Administered Claims						
CA070 CANNON COCHRAN MANAGEMENT SERVICES	No Filings	No Filings	No Filings	No Filings	No Filings	No Filings
CA110 CONSTITUTION STATE SERVICES	2	2	100%	No Filings	No Filings	No Filings
CA116 CORVEL ENTERPRISE COMP	No Filings	No Filings	No Filings	3	1	33%
CA160 ESIS	6	3	50%	No Filings	No Filings	No Filings
CA190 GALLAGHER BASSETT SERVICES	20	10	50%	5	4	80%
CA204 HELMSMAN MANAGEMENT SERVICES	No Filings	No Filings	No Filings	No Filings	No Filings	No Filings
CA300 SEDGWICK CLAIMS MANAGEMENT SERVICES	17	15	88%	11	11	100%
TPA Total	45	30	67% ▼	19	16	84% ▼
CHUBB INSURANCE Group Total	45	30	67% ▼	19	16	84% ▼
CHURCH MUTUAL INSURANCE	MOPs Filed	Timely MOPs	Compliance	NOCs Filed	Timely NOCs	Compliance
CA084 CHURCH MUTUAL INSURANCE	*	*	*	*	*	*
Total	*	*	*	*	*	*
CHURCH MUTUAL INSURANCE TPA Administered Claims						
CA160 ESIS	1	0	0%	No Filings	No Filings	No Filings
TPA Total	1	0	0% ▼	No Filings	No Filings	No Filings
CHURCH MUTUAL INSURANCE Group Total	1	0	0% ▼	No Filings	No Filings	No Filings
CINCINNATI INSURANCE	MOPs Filed	Timely MOPs	Compliance	NOCs Filed	Timely NOCs	Compliance
CA438 CINCINNATI INSURANCE	No Filings	No Filings	No Filings	1	1	100%
Total	No Filings	No Filings	No Filings	1	1	100% ▲
CINCINNATI INSURANCE Group Total	No Filings	No Filings	No Filings	1	1	100% ▲
CNA INSURANCE	MOPs Filed	Timely MOPs	Compliance	NOCs Filed	Timely NOCs	Compliance
CA083 CNA CLAIMS PLUS	2	2	100%	No Filings	No Filings	No Filings
CA271 NATIONAL FIRE INSURANCE	1	1	100%	No Filings	No Filings	No Filings
Total	3	3	100% ▲	No Filings	No Filings	No Filings
CNA INSURANCE TPA Administered Claims						
CA040 BROADSPIRE SERVICES	1	1	100%	No Filings	No Filings	No Filings
CA116 CORVEL ENTERPRISE COMP	No Filings	No Filings	No Filings	1	0	0%
CA190 GALLAGHER BASSETT SERVICES	No Filings	No Filings	No Filings	No Filings	No Filings	No Filings
TPA Total	1	1	100% ▲	1	0	0% ▼
CNA INSURANCE Group Total	4	4	100% ▲	1	0	0% ▼

INSURANCE GROUP COMPLIANCE
Initial MOP and Initial Indemnity NOC Filings
Fourth Quarter 2022
10/1/2022 - 12/31/2022

Insurance Company	Total Initial MOPs Filed	Initial MOPs Filed Timely	Compliance Percentage	Total Initial Indemnity NOCs Filed	Initial Indemnity NOCs Filed Timely	Compliance Percentage
CONSTITUTION STATE SERVICES	MOPs Filed	Timely MOPs	Compliance	NOCs Filed	Timely NOCs	Compliance
CA110 CONSTITUTION STATE SERVICES	5	4	80%	1	0	0%
Total	5	4	80% ▼	1	0	0% ▼
CONSTITUTION STATE SERVICES Group Total	5	4	80% ▼	1	0	0% ▼
CORVEL ENTERPRISE COMP	MOPs Filed	Timely MOPs	Compliance	NOCs Filed	Timely NOCs	Compliance
CA116 CORVEL ENTERPRISE COMP	13	10	77%	13	8	62%
Total	13	10	77% ▼	13	8	62% ▼
CORVEL ENTERPRISE COMP Group Total	13	10	77% ▼	13	8	62% ▼
COTTINGHAM & BUTLER CLAIMS SERVICES	MOPs Filed	Timely MOPs	Compliance	NOCs Filed	Timely NOCs	Compliance
CA117 COTTINGHAM & BUTLER CLAIMS SERVICES	2	1	50%	No Filings	No Filings	No Filings
Total	2	1	50% ▼	No Filings	No Filings	No Filings
COTTINGHAM & BUTLER CLAIMS SERVICES Group Total	2	1	50% ▼	No Filings	No Filings	No Filings
CROSS INSURANCE	MOPs Filed	Timely MOPs	Compliance	NOCs Filed	Timely NOCs	Compliance
CA093 CROSS INSURANCE	70	65	93%	97	97	100%
Total	70	65	93% ▲	97	97	100% ▲
CROSS INSURANCE Group Total	70	65	93% ▲	97	97	100% ▲
EASTERN ALLIANCE INSURANCE	MOPs Filed	Timely MOPs	Compliance	NOCs Filed	Timely NOCs	Compliance
CA141 EASTERN ALLIANCE INSURANCE	20	13	65%	8	6	75%
Total	20	13	65% ▼	8	6	75% ▼
EASTERN ALLIANCE INSURANCE Group Total	20	13	65% ▼	8	6	75% ▼
ELECTRIC INSURANCE	MOPs Filed	Timely MOPs	Compliance	NOCs Filed	Timely NOCs	Compliance
CA150 ELECTRIC INSURANCE	*	*	*	*	*	*
Total	*	*	*	*	*	*
ELECTRIC INSURANCE TPA Administered Claims						
CA300 SEDGWICK CLAIMS MANAGEMENT SERVICES	1	1	100%	1	1	100%
TPA Total	1	1	100% ▲	1	1	100% ▲
ELECTRIC INSURANCE Group Total	1	1	100% ▲	1	1	100% ▲
EMPLOYERS HOLDING INSURANCE	MOPs Filed	Timely MOPs	Compliance	NOCs Filed	Timely NOCs	Compliance
CA480 EMPLOYERS ASSURANCE COMPANY	No Filings	No Filings	No Filings	No Filings	No Filings	No Filings
CA481 EMPLOYERS COMPENSATION INSURANCE	1	0	0%	1	0	0%
CA479 EMPLOYERS PREFERRED INSURANCE	No Filings	No Filings	No Filings	2	0	0%
Total	1	0	0% ▼	3	0	0% ▼
EMPLOYERS HOLDING INSURANCE Group Total	1	0	0% ▼	3	0	0% ▼

INSURANCE GROUP COMPLIANCE
Initial MOP and Initial Indemnity NOC Filings
Fourth Quarter 2022
10/1/2022 - 12/31/2022

Insurance Company	Total Initial MOPs Filed	Initial MOPs Filed Timely	Compliance Percentage	Total Initial Indemnity NOCs Filed	Initial Indemnity NOCs Filed Timely	Compliance Percentage
ESIS	MOPs Filed	Timely MOPs	Compliance	NOCs Filed	Timely NOCs	Compliance
CA160 ESIS	14	6	43%	No Filings	No Filings	No Filings
Total	14	6	43% ▼	No Filings	No Filings	No Filings
ESIS Group Total	14	6	43% ▼	No Filings	No Filings	No Filings
EVEREST REINS HOLDINGS GROUP	MOPs Filed	Timely MOPs	Compliance	NOCs Filed	Timely NOCs	Compliance
EVEREST REINS HOLDINGS	*	*	*	*	*	*
Total	*	*	*	*	*	*
EVEREST REINS HOLDINGS GROUP TPA Administered Claims						
CA190 GALLAGHER BASSETT SERVICES	1	1	100%	No Filings	No Filings	No Filings
CA300 SEDGWICK CLAIMS MANAGEMENT SERVICES	No Filings	No Filings	No Filings	No Filings	No Filings	No Filings
TPA Total	1	1	100% ▲	No Filings	No Filings	No Filings
EVEREST REINS HOLDINGS GROUP Group Total	1	1	100% ▲	No Filings	No Filings	No Filings
FAIRFAX FINANCIAL GROUP	MOPs Filed	Timely MOPs	Compliance	NOCs Filed	Timely NOCs	Compliance
CA257 NORTH RIVER INSURANCE	*	*	*	*	*	*
Total	*	*	*	*	*	*
FAIRFAX FINANCIAL GROUP TPA Administered Claims						
CA040 BROADSPIRE SERVICES	No Filings	No Filings	No Filings	No Filings	No Filings	No Filings
TPA Total	No Filings	No Filings	No Filings	No Filings	No Filings	No Filings
FAIRFAX FINANCIAL GROUP Group Total	No Filings	No Filings	No Filings	No Filings	No Filings	No Filings
FEDERATED MUTUAL INSURANCE	MOPs Filed	Timely MOPs	Compliance	NOCs Filed	Timely NOCs	Compliance
CA091 FEDERATED MUTUAL INSURANCE	1	1	100%	1	1	100%
Total	1	1	100% ▲	1	1	100% ▲
FEDERATED MUTUAL INSURANCE Group Total	1	1	100% ▲	1	1	100% ▲
FRANKENMUTH INSURANCE	MOPs Filed	Timely MOPs	Compliance	NOCs Filed	Timely NOCs	Compliance
CA095 FRANKENMUTH INSURANCE	1	1	100%	No Filings	No Filings	No Filings
Total	1	1	100% ▲	No Filings	No Filings	No Filings
FRANKENMUTH INSURANCE Group Total	1	1	100% ▲	No Filings	No Filings	No Filings
FUTURECOMP	MOPs Filed	Timely MOPs	Compliance	NOCs Filed	Timely NOCs	Compliance
CA175 FUTURECOMP	5	5	100%	9	9	100%
Total	5	5	100% ▲	9	9	100% ▲
FUTURECOMP Group Total	5	5	100% ▲	9	9	100% ▲
GALLAGHER BASSETT SERVICES	MOPs Filed	Timely MOPs	Compliance	NOCs Filed	Timely NOCs	Compliance
CA190 GALLAGHER BASSETT SERVICES	64	39	61%	25	22	88%
Total	64	39	61% ▼	25	22	88% ▼
GALLAGHER BASSETT SERVICES Group Total	64	39	61% ▼	25	22	88% ▼

INSURANCE GROUP COMPLIANCE

Initial MOP and Initial Indemnity NOC Filings

Fourth Quarter 2022

10/1/2022 - 12/31/2022

Insurance Company	Total Initial MOPs Filed	Initial MOPs Filed Timely	Compliance Percentage	Total Initial Indemnity NOCs Filed	Initial Indemnity NOCs Filed Timely	Compliance Percentage
GREAT DIVIDE INSURANCE	MOPs Filed	Timely MOPs	Compliance	NOCs Filed	Timely NOCs	Compliance
CA189 GREAT DIVIDE INSURANCE	No Filings	No Filings	No Filings	No Filings	No Filings	No Filings
Total	No Filings	No Filings	No Filings	No Filings	No Filings	No Filings
GREAT DIVIDE INSURANCE Group Total	No Filings	No Filings	No Filings	No Filings	No Filings	No Filings
GUARD INSURANCE	MOPs Filed	Timely MOPs	Compliance	NOCs Filed	Timely NOCs	Compliance
CA019 AMGUARD INSURANCE	No Filings	No Filings	No Filings	No Filings	No Filings	No Filings
CA140 EASTGUARD INSURANCE	No Filings	No Filings	No Filings	No Filings	No Filings	No Filings
CA272 NORGUARD INSURANCE	No Filings	No Filings	No Filings	1	0	0%
Total	No Filings	No Filings	No Filings	1	0	0% ▼
GUARD INSURANCE Group Total	No Filings	No Filings	No Filings	1	0	0% ▼
HANNAFORD BROTHERS	MOPs Filed	Timely MOPs	Compliance	NOCs Filed	Timely NOCs	Compliance
CA496 DELHAIZE AMERICA LLC	35	28	80%	5	4	80%
CA201 HANNAFORD BROTHERS	8	6	75%	1	1	100%
Total	43	34	79% ▼	6	5	83% ▼
HANNAFORD BROTHERS Group Total	43	34	79% ▼	6	5	83% ▼
HANOVER INSURANCE	MOPs Filed	Timely MOPs	Compliance	NOCs Filed	Timely NOCs	Compliance
CA428 ALLMERICA FINANCIAL BENEFIT INSURANCE	No Filings	No Filings	No Filings	No Filings	No Filings	No Filings
CA429 HANOVER AMERICAN INSURANCE	No Filings	No Filings	No Filings	1	1	100%
CA202 HANOVER INSURANCE	1	0	0%	No Filings	No Filings	No Filings
CA228 MASSACHUSETTS BAY INSURANCE	1	0	0%	No Filings	No Filings	No Filings
Total	2	0	0% ▼	1	1	100% ▲
HANOVER INSURANCE Group Total	2	0	0% ▼	1	1	100% ▲

Maine Workers' Compensation Board

Initial MOP Filing Benchmark: 85%

Initial Indemnity NOC Benchmark: 90%

▲ Indicates benchmark met or exceeded

▼ Indicates benchmark not met

INSURANCE GROUP COMPLIANCE
Initial MOP and Initial Indemnity NOC Filings
Fourth Quarter 2022
10/1/2022 - 12/31/2022

Insurance Company	Total Initial MOPs Filed	Initial MOPs Filed Timely	Compliance Percentage	Total Initial Indemnity NOCs Filed	Initial Indemnity NOCs Filed Timely	Compliance Percentage
HARTFORD INSURANCE	MOPs Filed	Timely MOPs	Compliance	NOCs Filed	Timely NOCs	Compliance
CA185 HARTFORD CASUALTY INSURANCE	No Filings	No Filings	No Filings	1	1	100%
CA203 HARTFORD FIRE INSURANCE	3	3	100%	1	1	100%
CA186 HARTFORD INSURANCE COMPANY OF THE MIDWEST	No Filings	No Filings	No Filings	1	1	100%
CA187 HARTFORD UNDERWRITERS INSURANCE	2	1	50%	1	1	100%
CA288 PROPERTY & CASUALTY INSURANCE COMPANY OF HARTFORD	1	1	100%	4	2	50%
CA319 TRUMBULL INSURANCE	3	2	67%	No Filings	No Filings	No Filings
CA321 TWIN CITY FIRE INSURANCE	1	1	100%	1	1	100%
Total	10	8	80% ▼	9	7	78% ▼
HARTFORD INSURANCE TPA Administered Claims						
CA040 BROADSPIRE SERVICES	No Filings	No Filings	No Filings	1	0	0%
CA070 CANNON COCHRAN MANAGEMENT SERVICES	No Filings	No Filings	No Filings	1	1	100%
CA116 CORVEL ENTERPRISE COMP	No Filings	No Filings	No Filings	No Filings	No Filings	No Filings
CA300 SEDGWICK CLAIMS MANAGEMENT SERVICES	1	1	100%	No Filings	No Filings	No Filings
TPA Total	1	1	100% ▲	2	1	50% ▼
HARTFORD INSURANCE Group Total	11	9	82% ▼	11	8	73% ▼
HELMSMAN MANAGEMENT SERVICES	MOPs Filed	Timely MOPs	Compliance	NOCs Filed	Timely NOCs	Compliance
CA204 HELMSMAN MANAGEMENT SERVICES	3	3	100%	5	5	100%
Total	3	3	100% ▲	5	5	100% ▲
HELMSMAN MANAGEMENT SERVICES Group Total	3	3	100% ▲	5	5	100% ▲
HOUSTON INTERNATIONAL INSURANCE	MOPs Filed	Timely MOPs	Compliance	NOCs Filed	Timely NOCs	Compliance
IMPERIUM INSURANCE	*	*	*	*	*	*
Total	*	*	*	*	*	*
HOUSTON INTERNATIONAL INSURANCE TPA Administered Claims						
CA190 GALLAGHER BASSETT SERVICES	1	1	100%	1	1	100%
TPA Total	1	1	100% ▲	1	1	100% ▲
HOUSTON INTERNATIONAL INSURANCE Group Total	1	1	100% ▲	1	1	100% ▲

INSURANCE GROUP COMPLIANCE
Initial MOP and Initial Indemnity NOC Filings
Fourth Quarter 2022
10/1/2022 - 12/31/2022

Insurance Company	Total Initial MOPs Filed	Initial MOPs Filed Timely	Compliance Percentage	Total Initial Indemnity NOCs Filed	Initial Indemnity NOCs Filed Timely	Compliance Percentage
LIBERTY MUTUAL INSURANCE	MOPs Filed	Timely MOPs	Compliance	NOCs Filed	Timely NOCs	Compliance
CA380 EMPLOYERS INSURANCE OF WAUSAU	1	1	100%	No Filings	No Filings	No Filings
CA210 LIBERTY MUTUAL INSURANCE	30	26	87%	8	7	88%
CA406 OHIO CASUALTY INSURANCE	1	0	0%	No Filings	No Filings	No Filings
CA407 OHIO SECURITY INSURANCE	2	1	50%	No Filings	No Filings	No Filings
CA408 WEST AMERICAN INSURANCE	No Filings	No Filings	No Filings	No Filings	No Filings	No Filings
Total	34	28	82% ▼	8	7	88% ▼
LIBERTY MUTUAL INSURANCE TPA Administered Claims						
CA160 ESIS	1	0	0%	No Filings	No Filings	No Filings
CA300 SEDGWICK CLAIMS MANAGEMENT SERVICES	1	1	100%	1	1	100%
TPA Total	2	1	50% ▼	1	1	100% ▲
LIBERTY MUTUAL INSURANCE Group Total	36	29	81% ▼	9	8	89% ▼
MAINE EMPLOYERS' MUTUAL INSURANCE	MOPs Filed	Timely MOPs	Compliance	NOCs Filed	Timely NOCs	Compliance
CA260 MAINE EMPLOYERS' MUTUAL INSURANCE	300	257	86%	178	164	92%
Total	300	257	86% ▲	178	164	92% ▲
MAINE EMPLOYERS' MUTUAL INSURANCE TPA Administered Claims						
CA116 CORVEL ENTERPRISE COMP	1	1	100%	No Filings	No Filings	No Filings
TPA Total	1	1	100% ▲	No Filings	No Filings	No Filings
MAINE EMPLOYERS' MUTUAL INSURANCE Group Total	301	258	86% ▲	178	164	92% ▲
MAINE HEALTHCARE ASSOCIATION	MOPs Filed	Timely MOPs	Compliance	NOCs Filed	Timely NOCs	Compliance
CA234 MAINE HEALTHCARE ASSOCIATION	25	23	92%	10	10	100%
Total	25	23	92% ▲	10	10	100% ▲
MAINE HEALTHCARE ASSOCIATION Group Total	25	23	92% ▲	10	10	100% ▲
MAINE MOTOR TRANSPORT ASSOCIATION	MOPs Filed	Timely MOPs	Compliance	NOCs Filed	Timely NOCs	Compliance
CA230 MAINE MOTOR TRANSPORT ASSOCIATION	3	3	100%	8	8	100%
Total	3	3	100% ▲	8	8	100% ▲
MAINE MOTOR TRANSPORT ASSOCIATION Group Total	3	3	100% ▲	8	8	100% ▲
MAINE MUNICIPAL ASSOCIATION	MOPs Filed	Timely MOPs	Compliance	NOCs Filed	Timely NOCs	Compliance
CA225 MAINE MUNICIPAL ASSOCIATION	40	36	90%	48	44	92%
Total	40	36	90% ▲	48	44	92% ▲
MAINE MUNICIPAL ASSOCIATION Group Total	40	36	90% ▲	48	44	92% ▲
MAINE SCHOOL MANAGEMENT ASSOCIATION	MOPs Filed	Timely MOPs	Compliance	NOCs Filed	Timely NOCs	Compliance
CA250 MAINE SCHOOL MANAGEMENT ASSOCIATION	17	17	100%	11	11	100%
Total	17	17	100% ▲	11	11	100% ▲
MAINE SCHOOL MANAGEMENT ASSOCIATION Group Total	17	17	100% ▲	11	11	100% ▲

INSURANCE GROUP COMPLIANCE
Initial MOP and Initial Indemnity NOC Filings
Fourth Quarter 2022
10/1/2022 - 12/31/2022

Insurance Company	Total Initial MOPs Filed	Initial MOPs Filed Timely	Compliance Percentage	Total Initial Indemnity NOCs Filed	Initial Indemnity NOCs Filed Timely	Compliance Percentage
MARKEL CORP GROUP CA434 MARKEL SERVICE INCORPORATED	MOPs Filed *	Timely MOPs *	Compliance *	NOCs Filed *	Timely NOCs *	Compliance *
Total	*	*	*	*	*	*
MARKEL CORP GROUP TPA Administered Claims CA070 CANNON COCHRAN MANAGEMENT SERVICES	1	1	100%	No Filings	No Filings	No Filings
TPA Total	1	1	100% ▲	No Filings	No Filings	No Filings
MARKEL CORP GROUP Group Total	1	1	100% ▲	No Filings	No Filings	No Filings
MEADOWBROOK INSURANCE CA255 MEADOWBROOK INSURANCE	MOPs Filed 2	Timely MOPs 2	Compliance 100%	NOCs Filed No Filings	Timely NOCs No Filings	Compliance No Filings
Total	2	2	100% ▲	No Filings	No Filings	No Filings
MEADOWBROOK INSURANCE Group Total	2	2	100% ▲	No Filings	No Filings	No Filings
MITSUI SUMITOMO INS CO OF AMERICA MITSUI SUMITOMO INS CO OF AMERICA	MOPs Filed *	Timely MOPs *	Compliance *	NOCs Filed *	Timely NOCs *	Compliance *
Total	*	*	*	*	*	*
MITSUI SUMITOMO INS CO OF AMERICA TPA Administered Claims CA070 CANNON COCHRAN MANAGEMENT SERVICES	1	1	100%	No Filings	No Filings	No Filings
TPA Total	1	1	100% ▲	No Filings	No Filings	No Filings
MITSUI SUMITOMO INS CO OF AMERICA Group Total	1	1	100% ▲	No Filings	No Filings	No Filings
NATIONWIDE INSURANCE CA477 NATIONWIDE INSURANCE OF AMERICA	MOPs Filed 1	Timely MOPs 0	Compliance 0%	NOCs Filed No Filings	Timely NOCs No Filings	Compliance No Filings
Total	1	0	0% ▼	No Filings	No Filings	No Filings
NATIONWIDE INSURANCE Group Total	1	0	0% ▼	No Filings	No Filings	No Filings
NEXT LEVEL ADMINISTRATOR LLC CA433 NEXT LEVEL ADMINISTRATOR LLC	MOPs Filed 2	Timely MOPs 0	Compliance 0%	NOCs Filed 1	Timely NOCs 0	Compliance 0%
Total	2	0	0% ▼	1	0	0% ▼
NEXT LEVEL ADMINISTRATOR LLC Group Total	2	0	0% ▼	1	0	0% ▼

INSURANCE GROUP COMPLIANCE
Initial MOP and Initial Indemnity NOC Filings
Fourth Quarter 2022
10/1/2022 - 12/31/2022

Insurance Company	Total Initial MOPs Filed	Initial MOPs Filed Timely	Compliance Percentage	Total Initial Indemnity NOCs Filed	Initial Indemnity NOCs Filed Timely	Compliance Percentage
OLD REPUBLIC INSURANCE	MOPs Filed	Timely MOPs	Compliance	NOCs Filed	Timely NOCs	Compliance
OLD REPUBLIC INSURANCE	*	*	*	*	*	*
Total	*	*	*	*	*	*
OLD REPUBLIC INSURANCE TPA Administered Claims						
CA070 CANNON COCHRAN MANAGEMENT SERVICES	No Filings	No Filings	No Filings	1	1	100%
CA116 CORVEL ENTERPRISE COMP	1	1	100%	No Filings	No Filings	No Filings
CA190 GALLAGHER BASSETT SERVICES	1	1	100%	6	6	100%
CA204 HELMSMAN MANAGEMENT SERVICES	No Filings	No Filings	No Filings	1	1	100%
CA300 SEDGWICK CLAIMS MANAGEMENT SERVICES	2	1	50%	2	2	100%
TPA Total	4	3	75% ▼	10	10	100% ▲
OLD REPUBLIC INSURANCE Group Total	4	3	75% ▼	10	10	100% ▲
PENNSYLVANIA MFG ASSN	MOPs Filed	Timely MOPs	Compliance	NOCs Filed	Timely NOCs	Compliance
MANUFACTURERS ALLIANCE INSURANCE	*	*	*	*	*	*
PENNSYLVANIA MFG ASSN	*	*	*	*	*	*
PENNSYLVANIA MFG INDEMNITY CO	*	*	*	*	*	*
Total	*	*	*	*	*	*
PENNSYLVANIA MFG ASSN TPA Administered Claims						
CA190 GALLAGHER BASSETT SERVICES	2	2	100%	No Filings	No Filings	No Filings
CA323 THE AMERICAN EQUITY UNDERWRITERS	No Filings	No Filings	No Filings	No Filings	No Filings	No Filings
TPA Total	2	2	100% ▲	No Filings	No Filings	No Filings
PENNSYLVANIA MFG ASSN Group Total	2	2	100% ▲	No Filings	No Filings	No Filings
PROTECTIVE INSURANCE	MOPs Filed	Timely MOPs	Compliance	NOCs Filed	Timely NOCs	Compliance
CA277 PROTECTIVE INSURANCE COMPANY	*	*	*	*	*	*
Total	*	*	*	*	*	*
PROTECTIVE INSURANCE TPA Administered Claims						
CA040 BROADSPIRE SERVICES	4	3	75%	2	2	100%
TPA Total	4	3	75% ▼	2	2	100% ▲
PROTECTIVE INSURANCE Group Total	4	3	75% ▼	2	2	100% ▲
QBE INSURANCE GROUP	MOPs Filed	Timely MOPs	Compliance	NOCs Filed	Timely NOCs	Compliance
QBE INSURANCE GROUP	*	*	*	*	*	*
Total	*	*	*	*	*	*
QBE INSURANCE GROUP TPA Administered Claims						
CA300 SEDGWICK CLAIMS MANAGEMENT SERVICES	2	2	100%	1	1	100%
TPA Total	2	2	100% ▲	1	1	100% ▲
QBE INSURANCE GROUP Group Total	2	2	100% ▲	1	1	100% ▲

INSURANCE GROUP COMPLIANCE
Initial MOP and Initial Indemnity NOC Filings
Fourth Quarter 2022
10/1/2022 - 12/31/2022

Insurance Company	Total Initial MOPs Filed	Initial MOPs Filed Timely	Compliance Percentage	Total Initial Indemnity NOCs Filed	Initial Indemnity NOCs Filed Timely	Compliance Percentage
SAFETY NATIONAL CASUALTY CORP SAFETY NATIONAL CASUALTY CORP	MOPs Filed *	Timely MOPs *	Compliance *	NOCs Filed *	Timely NOCs *	Compliance *
Total	*	*	*	*	*	*
SAFETY NATIONAL CASUALTY CORP TPA Administered Claims						
CA040 BROADSPIRE SERVICES	1	1	100%	1	1	100%
CA070 CANNON COCHRAN MANAGEMENT SERVICES	No Filings	No Filings	No Filings	No Filings	No Filings	No Filings
CA110 CONSTITUTION STATE SERVICES	No Filings	No Filings	No Filings	1	0	0%
CA116 CORVEL ENTERPRISE COMP	No Filings	No Filings	No Filings	1	0	0%
CA190 GALLAGHER BASSETT SERVICES	1	1	100%	3	2	67%
CA204 HELMSMAN MANAGEMENT SERVICES	No Filings	No Filings	No Filings	No Filings	No Filings	No Filings
CA300 SEDGWICK CLAIMS MANAGEMENT SERVICES	No Filings	No Filings	No Filings	No Filings	No Filings	No Filings
TPA Total	2	2	100% ▲	6	3	50% ▼
SAFETY NATIONAL CASUALTY CORP Group Total	2	2	100% ▲	6	3	50% ▼
SEDGWICK CLAIMS MANAGEMENT SERVICES	MOPs Filed	Timely MOPs	Compliance	NOCs Filed	Timely NOCs	Compliance
CA300 SEDGWICK CLAIMS MANAGEMENT SERVICES	88	80	91%	53	52	98%
Total	88	80	91% ▲	53	52	98% ▲
SEDGWICK CLAIMS MANAGEMENT SERVICES Group Total	88	80	91% ▲	53	52	98% ▲
SENTRY INSURANCE	MOPs Filed	Timely MOPs	Compliance	NOCs Filed	Timely NOCs	Compliance
CA207 FLORISTS MUTUAL INSURANCE	No Filings	No Filings	No Filings	No Filings	No Filings	No Filings
CA426 MIDDLESEX INSURANCE COMPANY	1	1	100%	No Filings	No Filings	No Filings
CA402 SENTRY CASUALTY	1	1	100%	No Filings	No Filings	No Filings
CA305 SENTRY INSURANCE	3	3	100%	No Filings	No Filings	No Filings
Total	5	5	100% ▲	No Filings	No Filings	No Filings
SENTRY INSURANCE Group Total	5	5	100% ▲	No Filings	No Filings	No Filings
SERVICE AMERICAN INDEMNITY	MOPs Filed	Timely MOPs	Compliance	NOCs Filed	Timely NOCs	Compliance
SERVICE AMERICAN INDEMNITY	*	*	*	*	*	*
Total	*	*	*	*	*	*
SERVICE AMERICAN INDEMNITY TPA Administered Claims						
CA040 BROADSPIRE SERVICES	No Filings	No Filings	No Filings	1	1	100%
TPA Total	No Filings	No Filings	No Filings	1	1	100% ▲
SERVICE AMERICAN INDEMNITY Group Total	No Filings	No Filings	No Filings	1	1	100% ▲

INSURANCE GROUP COMPLIANCE
Initial MOP and Initial Indemnity NOC Filings
Fourth Quarter 2022
10/1/2022 - 12/31/2022

Insurance Company	Total Initial MOPs Filed	Initial MOPs Filed Timely	Compliance Percentage	Total Initial Indemnity NOCs Filed	Initial Indemnity NOCs Filed Timely	Compliance Percentage
SOMPO JAPAN INSURANCE SOMPO JAPAN INSURANCE COMPANY OF AMERICA	MOPs Filed *	Timely MOPs *	Compliance *	NOCs Filed *	Timely NOCs *	Compliance *
Total	*	*	*	*	*	*
SOMPO JAPAN INSURANCE TPA Administered Claims CA190 GALLAGHER BASSETT SERVICES	No Filings	No Filings	No Filings	No Filings	No Filings	No Filings
TPA Total	No Filings	No Filings	No Filings	No Filings	No Filings	No Filings
SOMPO JAPAN INSURANCE Group Total	No Filings	No Filings	No Filings	No Filings	No Filings	No Filings
STARR INDEMNITY INSURANCE STARR INDEMNITY INSURANCE	MOPs Filed *	Timely MOPs *	Compliance *	NOCs Filed *	Timely NOCs *	Compliance *
Total	*	*	*	*	*	*
STARR INDEMNITY INSURANCE TPA Administered Claims CA160 ESIS CA190 GALLAGHER BASSETT SERVICES CA300 SEDGWICK CLAIMS MANAGEMENT SERVICES	* 4 2	* 3 2	* 75% 100%	* No Filings No Filings	* No Filings No Filings	* No Filings No Filings
TPA Total	6	5	83% ▼	No Filings	No Filings	No Filings
STARR INDEMNITY INSURANCE Group Total	6	5	83% ▼	No Filings	No Filings	No Filings
STARSTONE NATIONAL INSURANCE STARSTONE NATIONAL INSURANCE	MOPs Filed *	Timely MOPs *	Compliance *	NOCs Filed *	Timely NOCs *	Compliance *
Total	*	*	*	*	*	*
STARSTONE NATIONAL INSURANCE TPA Administered Claims CA070 CANNON COCHRAN MANAGEMENT SERVICES	No Filings	No Filings	No Filings	No Filings	No Filings	No Filings
TPA Total	No Filings	No Filings	No Filings	No Filings	No Filings	No Filings
STARSTONE NATIONAL INSURANCE Group Total	No Filings	No Filings	No Filings	No Filings	No Filings	No Filings
STATE OF MAINE WORKERS' COMPENSATION TRUST CA307 STATE OF MAINE WORKERS' COMPENSATION TRUST	MOPs Filed 28	Timely MOPs 21	Compliance 75%	NOCs Filed 30	Timely NOCs 29	Compliance 97%
Total	28	21	75% ▼	30	29	97% ▲
STATE OF MAINE WORKERS' COMPENSATION TRUST Group Total	28	21	75% ▼	30	29	97% ▲
SYNERNET CA320 SYNERNET	MOPs Filed 77	Timely MOPs 68	Compliance 88%	NOCs Filed 33	Timely NOCs 32	Compliance 97%
Total	77	68	88% ▲	33	32	97% ▲
SYNERNET Group Total	77	68	88% ▲	33	32	97% ▲
THE AMERICAN EQUITY UNDERWRITERS CA323 THE AMERICAN EQUITY UNDERWRITERS	MOPs Filed No Filings	Timely MOPs No Filings	Compliance No Filings	NOCs Filed No Filings	Timely NOCs No Filings	Compliance No Filings
Total	No Filings	No Filings	No Filings	No Filings	No Filings	No Filings
THE AMERICAN EQUITY UNDERWRITERS Group Total	No Filings	No Filings	No Filings	No Filings	No Filings	No Filings

Maine Workers' Compensation Board
Initial MOP Filing Benchmark: 85%
Initial Indemnity NOC Benchmark: 90%

▲ Indicates benchmark met or exceeded
▼ Indicates benchmark not met

INSURANCE GROUP COMPLIANCE
Initial MOP and Initial Indemnity NOC Filings
Fourth Quarter 2022
10/1/2022 - 12/31/2022

Insurance Company	Total Initial MOPs Filed	Initial MOPs Filed Timely	Compliance Percentage	Total Initial Indemnity NOCs Filed	Initial Indemnity NOCs Filed Timely	Compliance Percentage
TRAVELERS INSURANCE	MOPs Filed	Timely MOPs	Compliance	NOCs Filed	Timely NOCs	Compliance
CA072 CHARTER OAK FIRE INSURANCE	6	5	83%	3	3	100%
CA306 STANDARD FIRE INSURANCE	17	12	71%	6	5	83%
CA347 TRAVELERS CASUALTY & SURETY	No Filings	No Filings	No Filings	No Filings	No Filings	No Filings
CA348 TRAVELERS CASUALTY INSURANCE COMPANY OF AMERICA	2	2	100%	No Filings	No Filings	No Filings
CA349 TRAVELERS COMMERCIAL CASUALTY	5	5	100%	No Filings	No Filings	No Filings
CA346 TRAVELERS INDEMNITY COMPANY OF AMERICA	1	1	100%	No Filings	No Filings	No Filings
CA345 TRAVELERS PROPERTY CASUALTY INSURANCE	1	1	100%	No Filings	No Filings	No Filings
Total	32	26	81% ▼	9	8	89% ▼
TRAVELERS INSURANCE TPA Administered Claims						
CA300 SEDGWICK CLAIMS MANAGEMENT SERVICES	1	1	100%	No Filings	No Filings	No Filings
TPA Total	1	1	100% ▲	No Filings	No Filings	No Filings
TRAVELERS INSURANCE Group Total	33	27	82% ▼	9	8	89% ▼
UTICA MUTUAL INSURANCE	MOPs Filed	Timely MOPs	Compliance	NOCs Filed	Timely NOCs	Compliance
CA324 UTICA MUTUAL INSURANCE	No Filings	No Filings	No Filings	No Filings	No Filings	No Filings
Total	No Filings	No Filings	No Filings	No Filings	No Filings	No Filings
UTICA MUTUAL INSURANCE Group Total	No Filings	No Filings	No Filings	No Filings	No Filings	No Filings
VANLINER INSURANCE	MOPs Filed	Timely MOPs	Compliance	NOCs Filed	Timely NOCs	Compliance
CA379 VANLINER INSURANCE	1	0	0%	No Filings	No Filings	No Filings
Total	1	0	0% ▼	No Filings	No Filings	No Filings
VANLINER INSURANCE Group Total	1	0	0% ▼	No Filings	No Filings	No Filings
WALMART CLAIMS SERVICES	MOPs Filed	Timely MOPs	Compliance	NOCs Filed	Timely NOCs	Compliance
CA100 WALMART CLAIMS SERVICES	8	7	88%	40	39	98%
Total	8	7	88% ▲	40	39	98% ▲
WALMART CLAIMS SERVICES Group Total	8	7	88% ▲	40	39	98% ▲
XL INSURANCE	MOPs Filed	Timely MOPs	Compliance	NOCs Filed	Timely NOCs	Compliance
CA384 XL INSURANCE	*	*	*	*	*	*
Total	*	*	*	*	*	*
XL INSURANCE TPA Administered Claims						
CA116 CORVEL ENTERPRISE COMP	No Filings	No Filings	No Filings	1	0	0%
CA117 COTTINGHAM & BUTLER CLAIMS SERVICES	No Filings	No Filings	No Filings	No Filings	No Filings	No Filings
CA160 ESIS	1	0	0%	No Filings	No Filings	No Filings
CA190 GALLAGHER BASSETT SERVICES	No Filings	No Filings	No Filings	No Filings	No Filings	No Filings
CA300 SEDGWICK CLAIMS MANAGEMENT SERVICES	2	1	50%	3	3	100%
TPA Total	3	1	33% ▼	4	3	75% ▼
XL INSURANCE Group Total	3	1	33% ▼	4	3	75% ▼

INSURANCE GROUP COMPLIANCE
 Initial MOP and Initial Indemnity NOC Filings
 Fourth Quarter 2022
 10/1/2022 - 12/31/2022

Insurance Company	Total Initial MOPs Filed	Initial MOPs Filed Timely	Compliance Percentage	Total Initial Indemnity NOCs Filed	Initial Indemnity NOCs Filed Timely	Compliance Percentage
ZURICH INSURANCE	MOPs Filed	Timely MOPs	Compliance	NOCs Filed	Timely NOCs	Compliance
CA021 AMERICAN GUARANTEE & LIABILITY	1	1	100%	No Filings	No Filings	No Filings
CA022 AMERICAN ZURICH	5	5	100%	6	4	67%
CA400 ZURICH AMERICAN INSURANCE	3	2	67%	No Filings	No Filings	No Filings
Total	9	8	89% ▲	6	4	67% ▼
ZURICH INSURANCE TPA Administered Claims						
CA040 BROADSPIRE SERVICES	1	0	0%	1	1	100%
CA080 CHESTERFIELD SERVICES	1	1	100%	No Filings	No Filings	No Filings
CA116 CORVEL ENTERPRISE COMP	5	4	80%	No Filings	No Filings	No Filings
CA117 COTTINGHAM & BUTLER CLAIMS SERVICES	1	0	0%	No Filings	No Filings	No Filings
CA190 GALLAGHER BASSETT SERVICES	10	5	50%	4	3	75%
CA300 SEDGWICK CLAIMS MANAGEMENT SERVICES	No Filings	No Filings	No Filings	1	1	100%
TPA Total	18	10	56% ▼	6	5	83% ▼
ZURICH INSURANCE Group Total	27	18	67% ▼	12	9	75% ▼

Appendix C

**Insurance Group Compliance
Wage Statement and Fringe Benefit Form Filings
Fourth Quarter
10/1/2022 - 12/31/2022**

INSURANCE GROUP COMPLIANCE
Wage Statements and Fringe Benefit Forms
Fourth Quarter
10/1/2022 - 12/31/2022

Insurance Company	Total Wage Statement(s) Due	Wage Statement(s) Filed Timely	Compliance Percentage	Total Fringe Benefit Form(s) Due	Fringe Benefit Form(s) Filed Timely	Compliance Percentage
ACADIA INSURANCE	Wage(s) Due	Timely Wage(s)	Compliance	Fringe(s) Due	Timely Fringe(s)	Compliance
CA010 ACADIA INSURANCE	32	28	88%	32	28	88%
Total	32	28	88% ▲	32	28	88% ▲
ACADIA INSURANCE Group Total	32	28	88% ▲	32	28	88% ▲
ACCIDENT FUND INSURANCE	Wage(s) Due	Timely Wage(s)	Compliance	Fringe(s) Due	Timely Fringe(s)	Compliance
ACCIDENT FUND INSURANCE	*	*	*	*	*	*
Total	*	*	*	*	*	*
ACCIDENT FUND INSURANCE TPA Administered Claims						
CA190 GALLAGHER BASSETT SERVICES	2	1	50%	2	2	100%
TPA Total	2	1	50% ▼	2	2	100% ▲
ACCIDENT FUND INSURANCE Group Total	2	1	50% ▼	2	2	100% ▲
ACUITY MUTUAL INSURANCE	Wage(s) Due	Timely Wage(s)	Compliance	Fringe(s) Due	Timely Fringe(s)	Compliance
CA418 ACUITY MUTUAL INSURANCE	1	1	100%	1	1	100%
Total	1	1	100% ▲	1	1	100% ▲
ACUITY MUTUAL INSURANCE Group Total	1	1	100% ▲	1	1	100% ▲
AIG INSURANCE	Wage(s) Due	Timely Wage(s)	Compliance	Fringe(s) Due	Timely Fringe(s)	Compliance
CA015 AIG CLAIMS, INC	*	*	*	*	*	*
Total	*	*	*	*	*	*
AIG INSURANCE TPA Administered Claims						
CA116 CORVEL ENTERPRISE COMP	3	1	33%	3	1	33%
CA160 ESIS	4	1	25%	4	0	0%
CA190 GALLAGHER BASSETT SERVICES	15	12	80%	15	12	80%
CA204 HELMSMAN MANAGEMENT SERVICES	11	8	73%	11	6	55%
CA300 SEDGWICK CLAIMS MANAGEMENT SERVICES	80	73	91%	80	74	93%
TPA Total	113	95	84% ▲	113	93	82% ▲
AIG INSURANCE Group Total	113	95	84% ▲	113	93	82% ▲
AIM MUTUAL GROUP	Wage(s) Due	Timely Wage(s)	Compliance	Fringe(s) Due	Timely Fringe(s)	Compliance
CA472 AIM MUTUAL INSURANCE	7	1	14%	7	1	14%
Total	7	1	14% ▼	7	1	14% ▼
AIM MUTUAL GROUP Group Total	7	1	14% ▼	7	1	14% ▼

INSURANCE GROUP COMPLIANCE
Wage Statements and Fringe Benefit Forms
Fourth Quarter
10/1/2022 - 12/31/2022

Insurance Company	Total Wage Statement(s) Due	Wage Statement(s) Filed Timely	Compliance Percentage	Total Fringe Benefit Form(s) Due	Fringe Benefit Form(s) Filed Timely	Compliance Percentage
AMTRUST INSURANCE	Wage(s) Due	Timely Wage(s)	Compliance	Fringe(s) Due	Timely Fringe(s)	Compliance
CA437 SECURITY NATIONAL INSURANCE	2	1	50%	2	0	0%
CA342 TECHNOLOGY INSURANCE	10	0	0%	10	0	0%
CA381 WESCO INSURANCE	14	3	21%	14	2	14%
Total	26	4	15% ▼	26	2	8% ▼
AMTRUST INSURANCE Group Total	26	4	15% ▼	26	2	8% ▼
ARCH INSURANCE	Wage(s) Due	Timely Wage(s)	Compliance	Fringe(s) Due	Timely Fringe(s)	Compliance
ARCH INSURANCE	*	*	*	*	*	*
Total	*	*	*	*	*	*
ARCH INSURANCE TPA Administered Claims						
CA040 BROADSPIRE SERVICES	3	3	100%	3	0	0%
CA070 CANNON COCHRAN MANAGEMENT SERVICES	5	5	100%	5	5	100%
CA116 CORVEL ENTERPRISE COMP	5	5	100%	5	5	100%
CA117 COTTINGHAM & BUTLER CLAIMS SERVICES	1	1	100%	1	1	100%
CA160 ESIS	1	0	0%	1	0	0%
CA190 GALLAGHER BASSETT SERVICES	4	2	50%	4	2	50%
CA300 SEDGWICK CLAIMS MANAGEMENT SERVICES	2	2	100%	2	2	100%
TPA Total	21	18	86% ▲	21	15	71% ▼
ARCH INSURANCE Group Total	21	18	86% ▲	21	15	71% ▼
BATH IRON WORKS	Wage(s) Due	Timely Wage(s)	Compliance	Fringe(s) Due	Timely Fringe(s)	Compliance
CA036 BATH IRON WORKS	13	12	92%	13	12	92%
Total	13	12	92% ▲	13	12	92% ▲
BATH IRON WORKS Group Total	13	12	92% ▲	13	12	92% ▲
BERKSHIRE HATHAWAY INSURANCE	Wage(s) Due	Timely Wage(s)	Compliance	Fringe(s) Due	Timely Fringe(s)	Compliance
CA114 BERKSHIRE HATHAWAY HOMESTATE INSURANCE	2	0	0%	2	0	0%
Total	2	0	0% ▼	2	0	0% ▼
BERKSHIRE HATHAWAY INSURANCE Group Total	2	0	0% ▼	2	0	0% ▼
BROADSPIRE SERVICES	Wage(s) Due	Timely Wage(s)	Compliance	Fringe(s) Due	Timely Fringe(s)	Compliance
CA040 BROADSPIRE SERVICES	19	14	74%	19	10	53%
Total	19	14	74% ▼	19	10	53% ▼
BROADSPIRE SERVICES Group Total	19	14	74% ▼	19	10	53% ▼
CANNON COCHRAN MANAGEMENT SERVICES	Wage(s) Due	Timely Wage(s)	Compliance	Fringe(s) Due	Timely Fringe(s)	Compliance
CA070 CANNON COCHRAN MANAGEMENT SERVICES	32	32	100%	32	31	97%
Total	32	32	100% ▲	32	31	97% ▲
CANNON COCHRAN MANAGEMENT SERVICES Group Total	32	32	100% ▲	32	31	97% ▲

INSURANCE GROUP COMPLIANCE
Wage Statements and Fringe Benefit Forms
Fourth Quarter
10/1/2022 - 12/31/2022

Insurance Company	Total Wage Statement(s) Due	Wage Statement(s) Filed Timely	Compliance Percentage	Total Fringe Benefit Form(s) Due	Fringe Benefit Form(s) Filed Timely	Compliance Percentage
CAROLINA CASUALTY INSURANCE	Wage(s) Due	Timely Wage(s)	Compliance	Fringe(s) Due	Timely Fringe(s)	Compliance
CAROLINA CASUALTY INSURANCE	*	*	*	*	*	*
Total	*	*	*	*	*	*
CAROLINA CASUALTY INSURANCE TPA Administered Claims						
CA190 GALLAGHER BASSETT SERVICES	2	1	50%	2	1	50%
TPA Total	2	1	50% ▼	2	1	50% ▼
CAROLINA CASUALTY INSURANCE Group Total	2	1	50% ▼	2	1	50% ▼
CHUBB INSURANCE	Wage(s) Due	Timely Wage(s)	Compliance	Fringe(s) Due	Timely Fringe(s)	Compliance
ACE AMERICAN INSURANCE COMPANY	*	*	*	*	*	*
CA046 CHUBB INSURANCE	*	*	*	*	*	*
CA090 FEDERAL INSURANCE	*	*	*	*	*	*
CA268 NORTH AMERICAN RISK SERVICES	*	*	*	*	*	*
Total	*	*	*	*	*	*
CHUBB INSURANCE TPA Administered Claims						
CA070 CANNON COCHRAN MANAGEMENT SERVICES	2	2	100%	2	1	50%
CA110 CONSTITUTION STATE SERVICES	2	2	100%	2	2	100%
CA116 CORVEL ENTERPRISE COMP	9	3	33%	9	3	33%
CA160 ESIS	8	2	25%	8	2	25%
CA190 GALLAGHER BASSETT SERVICES	33	26	79%	33	27	82%
CA300 SEDGWICK CLAIMS MANAGEMENT SERVICES	41	36	88%	41	33	80%
TPA Total	95	71	75% ▲	95	68	72% ▼
CHUBB INSURANCE Group Total	95	71	75% ▲	95	68	72% ▼
CHURCH MUTUAL INSURANCE	Wage(s) Due	Timely Wage(s)	Compliance	Fringe(s) Due	Timely Fringe(s)	Compliance
CA084 CHURCH MUTUAL INSURANCE	*	*	*	*	*	*
Total	*	*	*	*	*	*
CHURCH MUTUAL INSURANCE TPA Administered Claims						
CA160 ESIS	1	0	0%	1	0	0%
TPA Total	1	0	0% ▼	1	0	0% ▼
CHURCH MUTUAL INSURANCE Group Total	1	0	0% ▼	1	0	0% ▼

INSURANCE GROUP COMPLIANCE
Wage Statements and Fringe Benefit Forms
Fourth Quarter
10/1/2022 - 12/31/2022

Insurance Company	Total Wage Statement(s) Due	Wage Statement(s) Filed Timely	Compliance Percentage	Total Fringe Benefit Form(s) Due	Fringe Benefit Form(s) Filed Timely	Compliance Percentage
CNA INSURANCE	Wage(s) Due	Timely Wage(s)	Compliance	Fringe(s) Due	Timely Fringe(s)	Compliance
CA083 CNA CLAIMS PLUS	2	2	100%	2	2	100%
CA271 NATIONAL FIRE INSURANCE	1	1	100%	1	1	100%
CA087 THE CONTINENTAL INSURANCE	1	1	100%	1	1	100%
Total	4	4	100% ▲	4	4	100% ▲
CNA INSURANCE TPA Administered Claims						
CA040 BROADSPIRE SERVICES	1	1	100%	1	0	0%
CA116 CORVEL ENTERPRISE COMP	1	0	0%	1	0	0%
TPA Total	2	1	50% ▼	2	0	0% ▼
CNA INSURANCE Group Total	6	5	83% ▲	6	4	67% ▼
CONSTITUTION STATE SERVICES	Wage(s) Due	Timely Wage(s)	Compliance	Fringe(s) Due	Timely Fringe(s)	Compliance
CA110 CONSTITUTION STATE SERVICES	6	5	83%	6	5	83%
Total	6	5	83% ▲	6	5	83% ▲
CONSTITUTION STATE SERVICES Group Total	6	5	83% ▲	6	5	83% ▲
CORVEL ENTERPRISE COMP	Wage(s) Due	Timely Wage(s)	Compliance	Fringe(s) Due	Timely Fringe(s)	Compliance
CA116 CORVEL ENTERPRISE COMP	46	27	59%	46	26	57%
Total	46	27	59% ▼	46	26	57% ▼
CORVEL ENTERPRISE COMP Group Total	46	27	59% ▼	46	26	57% ▼
COTTINGHAM & BUTLER CLAIMS SERVICES	Wage(s) Due	Timely Wage(s)	Compliance	Fringe(s) Due	Timely Fringe(s)	Compliance
CA117 COTTINGHAM & BUTLER CLAIMS SERVICES	3	2	67%	3	2	67%
Total	3	2	67% ▼	3	2	67% ▼
COTTINGHAM & BUTLER CLAIMS SERVICES Group Total	3	2	67% ▼	3	2	67% ▼
CROSS INSURANCE	Wage(s) Due	Timely Wage(s)	Compliance	Fringe(s) Due	Timely Fringe(s)	Compliance
CA093 CROSS INSURANCE	303	252	83%	303	246	81%
Total	303	252	83% ▲	303	246	81% ▲
CROSS INSURANCE Group Total	303	252	83% ▲	303	246	81% ▲
EASTERN ALLIANCE INSURANCE	Wage(s) Due	Timely Wage(s)	Compliance	Fringe(s) Due	Timely Fringe(s)	Compliance
CA141 EASTERN ALLIANCE INSURANCE	31	16	52%	31	15	48%
Total	31	16	52% ▼	31	15	48% ▼
EASTERN ALLIANCE INSURANCE Group Total	31	16	52% ▼	31	15	48% ▼

INSURANCE GROUP COMPLIANCE
Wage Statements and Fringe Benefit Forms
Fourth Quarter
10/1/2022 - 12/31/2022

Insurance Company	Total Wage Statement(s) Due	Wage Statement(s) Filed Timely	Compliance Percentage	Total Fringe Benefit Form(s) Due	Fringe Benefit Form(s) Filed Timely	Compliance Percentage
ELECTRIC INSURANCE	Wage(s) Due	Timely Wage(s)	Compliance	Fringe(s) Due	Timely Fringe(s)	Compliance
CA150 ELECTRIC INSURANCE	*	*	*	*	*	*
Total	*	*	*	*	*	*
ELECTRIC INSURANCE TPA Administered Claims						
CA300 SEDGWICK CLAIMS MANAGEMENT SERVICES	4	4	100%	4	4	100%
TPA Total	4	4	100% ▲	4	4	100% ▲
ELECTRIC INSURANCE Group Total	4	4	100% ▲	4	4	100% ▲
ESIS	Wage(s) Due	Timely Wage(s)	Compliance	Fringe(s) Due	Timely Fringe(s)	Compliance
CA160 ESIS	16	4	25%	16	2	13%
Total	16	4	25% ▼	16	2	13% ▼
ESIS Group Total	16	4	25% ▼	16	2	13% ▼
EVEREST REINS HOLDINGS GROUP	Wage(s) Due	Timely Wage(s)	Compliance	Fringe(s) Due	Timely Fringe(s)	Compliance
EVEREST REINS HOLDINGS	*	*	*	*	*	*
Total	*	*	*	*	*	*
EVEREST REINS HOLDINGS GROUP TPA Administered Claims						
CA190 GALLAGHER BASSETT SERVICES	1	0	0%	1	0	0%
TPA Total	1	0	0% ▼	1	0	0% ▼
EVEREST REINS HOLDINGS GROUP Group Total	1	0	0% ▼	1	0	0% ▼
FAIRFAX FINANCIAL GROUP	Wage(s) Due	Timely Wage(s)	Compliance	Fringe(s) Due	Timely Fringe(s)	Compliance
ZENITH INSURANCE	*	*	*	*	*	*
Total	*	*	*	*	*	*
FAIRFAX FINANCIAL GROUP TPA Administered Claims						
CA040 BROADSPIRE SERVICES	4	4	100%	4	4	100%
TPA Total	4	4	100% ▲	4	4	100% ▲
FAIRFAX FINANCIAL GROUP Group Total	4	4	100% ▲	4	4	100% ▲
FEDERATED MUTUAL INSURANCE	Wage(s) Due	Timely Wage(s)	Compliance	Fringe(s) Due	Timely Fringe(s)	Compliance
CA091 FEDERATED MUTUAL INSURANCE	2	1	50%	2	1	50%
Total	2	1	50% ▼	2	1	50% ▼
FEDERATED MUTUAL INSURANCE Group Total	2	1	50% ▼	2	1	50% ▼
FRANKENMUTH INSURANCE	Wage(s) Due	Timely Wage(s)	Compliance	Fringe(s) Due	Timely Fringe(s)	Compliance
CA095 FRANKENMUTH INSURANCE	1	1	100%	1	0	0%
Total	1	1	100% ▲	1	0	0% ▼
FRANKENMUTH INSURANCE Group Total	1	1	100% ▲	1	0	0% ▼

INSURANCE GROUP COMPLIANCE
Wage Statements and Fringe Benefit Forms
Fourth Quarter
10/1/2022 - 12/31/2022

Insurance Company	Total Wage Statement(s) Due	Wage Statement(s) Filed Timely	Compliance Percentage	Total Fringe Benefit Form(s) Due	Fringe Benefit Form(s) Filed Timely	Compliance Percentage
FUTURECOMP	Wage(s) Due	Timely Wage(s)	Compliance	Fringe(s) Due	Timely Fringe(s)	Compliance
CA175 FUTURECOMP	22	20	91%	22	20	91%
Total	22	20	91% ▲	22	20	91% ▲
FUTURECOMP Group Total	22	20	91% ▲	22	20	91% ▲
GALLAGHER BASSETT SERVICES	Wage(s) Due	Timely Wage(s)	Compliance	Fringe(s) Due	Timely Fringe(s)	Compliance
CA190 GALLAGHER BASSETT SERVICES	114	85	75%	114	86	75%
Total	114	85	75% ▲	114	86	75% ▼
GALLAGHER BASSETT SERVICES Group Total	114	85	75% ▲	114	86	75% ▼
GUARD INSURANCE	Wage(s) Due	Timely Wage(s)	Compliance	Fringe(s) Due	Timely Fringe(s)	Compliance
CA019 AMGUARD INSURANCE	1	0	0%	1	0	0%
CA272 NORGUARD INSURANCE	1	0	0%	1	0	0%
Total	2	0	0% ▼	2	0	0% ▼
GUARD INSURANCE Group Total	2	0	0% ▼	2	0	0% ▼
HANNAFORD BROTHERS	Wage(s) Due	Timely Wage(s)	Compliance	Fringe(s) Due	Timely Fringe(s)	Compliance
CA496 DELHAIZE AMERICA LLC	34	28	82%	34	24	71%
CA201 HANNAFORD BROTHERS	15	13	87%	15	9	60%
Total	49	41	84% ▲	49	33	67% ▼
HANNAFORD BROTHERS Group Total	49	41	84% ▲	49	33	67% ▼
HANOVER INSURANCE	Wage(s) Due	Timely Wage(s)	Compliance	Fringe(s) Due	Timely Fringe(s)	Compliance
CA429 HANOVER AMERICAN INSURANCE	1	1	100%	1	1	100%
CA202 HANOVER INSURANCE	1	0	0%	1	0	0%
Total	2	1	50% ▼	2	1	50% ▼
HANOVER INSURANCE Group Total	2	1	50% ▼	2	1	50% ▼

INSURANCE GROUP COMPLIANCE
Wage Statements and Fringe Benefit Forms
Fourth Quarter
10/1/2022 - 12/31/2022

Insurance Company	Total Wage Statement(s) Due	Wage Statement(s) Filed Timely	Compliance Percentage	Total Fringe Benefit Form(s) Due	Fringe Benefit Form(s) Filed Timely	Compliance Percentage
HARTFORD INSURANCE	Wage(s) Due	Timely Wage(s)	Compliance	Fringe(s) Due	Timely Fringe(s)	Compliance
CA188 HARTFORD ACCIDENT & INDEMNITY	*	*	*	*	*	*
CA185 HARTFORD CASUALTY INSURANCE	2	2	100%	2	2	100%
CA203 HARTFORD FIRE INSURANCE	5	3	60%	5	3	60%
CA186 HARTFORD INSURANCE COMPANY OF THE MIDWEST	2	1	50%	2	1	50%
CA187 HARTFORD UNDERWRITERS INSURANCE	4	3	75%	4	3	75%
CA288 PROPERTY & CASUALTY INSURANCE COMPANY OF HARTFORD	10	9	90%	10	9	90%
CA319 TRUMBULL INSURANCE	3	3	100%	3	3	100%
Total	26	21	81% ▲	26	21	81% ▲
HARTFORD INSURANCE TPA Administered Claims						
CA040 BROADSPIRE SERVICES	1	0	0%	1	0	0%
CA070 CANNON COCHRAN MANAGEMENT SERVICES	2	2	100%	2	2	100%
TPA Total	3	2	67% ▼	3	2	67% ▼
HARTFORD INSURANCE Group Total	29	23	79% ▲	29	23	79% ▲
HELMSMAN MANAGEMENT SERVICES	Wage(s) Due	Timely Wage(s)	Compliance	Fringe(s) Due	Timely Fringe(s)	Compliance
CA204 HELMSMAN MANAGEMENT SERVICES	13	9	69%	13	7	54%
Total	13	9	69% ▼	13	7	54% ▼
HELMSMAN MANAGEMENT SERVICES Group Total	13	9	69% ▼	13	7	54% ▼
HOUSTON INTERNATIONAL INSURANCE	Wage(s) Due	Timely Wage(s)	Compliance	Fringe(s) Due	Timely Fringe(s)	Compliance
IMPERIUM INSURANCE	*	*	*	*	*	*
Total	*	*	*	*	*	*
HOUSTON INTERNATIONAL INSURANCE TPA Administered Claims						
CA190 GALLAGHER BASSETT SERVICES	2	1	50%	2	1	50%
TPA Total	2	1	50% ▼	2	1	50% ▼
HOUSTON INTERNATIONAL INSURANCE Group Total	2	1	50% ▼	2	1	50% ▼
LIBERTY MUTUAL INSURANCE	Wage(s) Due	Timely Wage(s)	Compliance	Fringe(s) Due	Timely Fringe(s)	Compliance
CA210 LIBERTY MUTUAL INSURANCE	46	37	80%	46	33	72%
CA406 OHIO CASUALTY INSURANCE	2	2	100%	2	2	100%
CA407 OHIO SECURITY INSURANCE	1	1	100%	1	1	100%
Total	49	40	82% ▲	49	36	73% ▼
LIBERTY MUTUAL INSURANCE TPA Administered Claims						
CA300 SEDGWICK CLAIMS MANAGEMENT SERVICES	3	3	100%	3	2	67%
TPA Total	3	3	100% ▲	3	2	67% ▼
LIBERTY MUTUAL INSURANCE Group Total	52	43	83% ▲	52	38	73% ▼

INSURANCE GROUP COMPLIANCE
Wage Statements and Fringe Benefit Forms
Fourth Quarter
10/1/2022 - 12/31/2022

Insurance Company	Total Wage Statement(s) Due	Wage Statement(s) Filed Timely	Compliance Percentage	Total Fringe Benefit Form(s) Due	Fringe Benefit Form(s) Filed Timely	Compliance Percentage
MAINE AUTOMOBILE DEALERS ASSOCIATION	Wage(s) Due	Timely Wage(s)	Compliance	Fringe(s) Due	Timely Fringe(s)	Compliance
CA220 MAINE AUTOMOBILE DEALERS ASSOCIATION	1	0	0%	1	0	0%
Total	1	0	0% ▼	1	0	0% ▼
MAINE AUTOMOBILE DEALERS ASSOCIATION Group Total	1	0	0% ▼	1	0	0% ▼
MAINE EMPLOYERS' MUTUAL INSURANCE	Wage(s) Due	Timely Wage(s)	Compliance	Fringe(s) Due	Timely Fringe(s)	Compliance
CA260 MAINE EMPLOYERS' MUTUAL INSURANCE	540	349	65%	540	345	64%
Total	540	349	65% ▼	540	345	64% ▼
MAINE EMPLOYERS' MUTUAL INSURANCE TPA Administered Claims	Wage(s) Due	Timely Wage(s)	Compliance	Fringe(s) Due	Timely Fringe(s)	Compliance
CA116 CORVEL ENTERPRISE COMP	2	0	0%	2	0	0%
TPA Total	2	0	0% ▼	2	0	0% ▼
MAINE EMPLOYERS' MUTUAL INSURANCE Group Total	542	349	64% ▼	542	345	64% ▼
MAINE HEALTHCARE ASSOCIATION	Wage(s) Due	Timely Wage(s)	Compliance	Fringe(s) Due	Timely Fringe(s)	Compliance
CA234 MAINE HEALTHCARE ASSOCIATION	34	29	85%	34	28	82%
Total	34	29	85% ▲	34	28	82% ▲
MAINE HEALTHCARE ASSOCIATION Group Total	34	29	85% ▲	34	28	82% ▲
MAINE MOTOR TRANSPORT ASSOCIATION	Wage(s) Due	Timely Wage(s)	Compliance	Fringe(s) Due	Timely Fringe(s)	Compliance
CA230 MAINE MOTOR TRANSPORT ASSOCIATION	26	26	100%	26	26	100%
Total	26	26	100% ▲	26	26	100% ▲
MAINE MOTOR TRANSPORT ASSOCIATION Group Total	26	26	100% ▲	26	26	100% ▲
MAINE MUNICIPAL ASSOCIATION	Wage(s) Due	Timely Wage(s)	Compliance	Fringe(s) Due	Timely Fringe(s)	Compliance
CA225 MAINE MUNICIPAL ASSOCIATION	114	92	81%	114	91	80%
Total	114	92	81% ▲	114	91	80% ▲
MAINE MUNICIPAL ASSOCIATION Group Total	114	92	81% ▲	114	91	80% ▲
MAINE SCHOOL MANAGEMENT ASSOCIATION	Wage(s) Due	Timely Wage(s)	Compliance	Fringe(s) Due	Timely Fringe(s)	Compliance
CA250 MAINE SCHOOL MANAGEMENT ASSOCIATION	34	26	76%	34	26	76%
Total	34	26	76% ▲	34	26	76% ▼
MAINE SCHOOL MANAGEMENT ASSOCIATION Group Total	34	26	76% ▲	34	26	76% ▼
MARKEL CORP GROUP	Wage(s) Due	Timely Wage(s)	Compliance	Fringe(s) Due	Timely Fringe(s)	Compliance
CA434 MARKEL SERVICE INCORPORATED	*	*	*	*	*	*
Total	*	*	*	*	*	*
MARKEL CORP GROUP TPA Administered Claims	Wage(s) Due	Timely Wage(s)	Compliance	Fringe(s) Due	Timely Fringe(s)	Compliance
CA070 CANNON COCHRAN MANAGEMENT SERVICES	1	1	100%	1	1	100%
TPA Total	1	1	100% ▲	1	1	100% ▲
MARKEL CORP GROUP Group Total	1	1	100% ▲	1	1	100% ▲

INSURANCE GROUP COMPLIANCE
Wage Statements and Fringe Benefit Forms
Fourth Quarter
10/1/2022 - 12/31/2022

Insurance Company	Total Wage Statement(s) Due	Wage Statement(s) Filed Timely	Compliance Percentage	Total Fringe Benefit Form(s) Due	Fringe Benefit Form(s) Filed Timely	Compliance Percentage
MEADOWBROOK INSURANCE	Wage(s) Due	Timely Wage(s)	Compliance	Fringe(s) Due	Timely Fringe(s)	Compliance
CA255 MEADOWBROOK INSURANCE	1	1	100%	1	1	100%
Total	1	1	100% ▲	1	1	100% ▲
MEADOWBROOK INSURANCE Group Total	1	1	100% ▲	1	1	100% ▲
OLD REPUBLIC INSURANCE	Wage(s) Due	Timely Wage(s)	Compliance	Fringe(s) Due	Timely Fringe(s)	Compliance
OLD REPUBLIC INSURANCE	*	*	*	*	*	*
Total	*	*	*	*	*	*
OLD REPUBLIC INSURANCE TPA Administered Claims						
CA070 CANNON COCHRAN MANAGEMENT SERVICES	2	2	100%	2	2	100%
CA116 CORVEL ENTERPRISE COMP	3	2	67%	3	2	67%
CA190 GALLAGHER BASSETT SERVICES	11	8	73%	11	8	73%
CA204 HELMSMAN MANAGEMENT SERVICES	1	1	100%	1	1	100%
CA300 SEDGWICK CLAIMS MANAGEMENT SERVICES	3	3	100%	3	3	100%
TPA Total	20	16	80% ▲	20	16	80% ▲
OLD REPUBLIC INSURANCE Group Total	20	16	80% ▲	20	16	80% ▲
PENNSYLVANIA MFG ASSN	Wage(s) Due	Timely Wage(s)	Compliance	Fringe(s) Due	Timely Fringe(s)	Compliance
MANUFACTURERS ALLIANCE INSURANCE	*	*	*	*	*	*
PENNSYLVANIA MFG ASSN	*	*	*	*	*	*
PENNSYLVANIA MFG INDEMNITY CO	*	*	*	*	*	*
Total	*	*	*	*	*	*
PENNSYLVANIA MFG ASSN TPA Administered Claims						
CA190 GALLAGHER BASSETT SERVICES	3	3	100%	3	3	100%
TPA Total	3	3	100% ▲	3	3	100% ▲
PENNSYLVANIA MFG ASSN Group Total	3	3	100% ▲	3	3	100% ▲
PROTECTIVE INSURANCE	Wage(s) Due	Timely Wage(s)	Compliance	Fringe(s) Due	Timely Fringe(s)	Compliance
CA277 PROTECTIVE INSURANCE COMPANY	*	*	*	*	*	*
Total	*	*	*	*	*	*
PROTECTIVE INSURANCE TPA Administered Claims						
CA040 BROADSPIRE SERVICES	4	1	25%	4	1	25%
TPA Total	4	1	25% ▼	4	1	25% ▼
PROTECTIVE INSURANCE Group Total	4	1	25% ▼	4	1	25% ▼

INSURANCE GROUP COMPLIANCE
 Wage Statements and Fringe Benefit Forms
 Fourth Quarter
 10/1/2022 - 12/31/2022

Insurance Company	Total Wage Statement(s) Due	Wage Statement(s) Filed Timely	Compliance Percentage	Total Fringe Benefit Form(s) Due	Fringe Benefit Form(s) Filed Timely	Compliance Percentage
QBE INSURANCE GROUP	Wage(s) Due	Timely Wage(s)	Compliance	Fringe(s) Due	Timely Fringe(s)	Compliance
QBE INSURANCE GROUP	*	*	*	*	*	*
Total	*	*	*	*	*	*
QBE INSURANCE GROUP TPA Administered Claims						
CA300 SEDGWICK CLAIMS MANAGEMENT SERVICES	3	2	67%	3	2	67%
TPA Total	3	2	67% ▼	3	2	67% ▼
QBE INSURANCE GROUP Group Total	3	2	67% ▼	3	2	67% ▼
SAFETY NATIONAL CASUALTY CORP	Wage(s) Due	Timely Wage(s)	Compliance	Fringe(s) Due	Timely Fringe(s)	Compliance
SAFETY NATIONAL CASUALTY CORP	*	*	*	*	*	*
Total	*	*	*	*	*	*
SAFETY NATIONAL CASUALTY CORP TPA Administered Claims						
CA040 BROADSPIRE SERVICES	2	2	100%	2	2	100%
CA110 CONSTITUTION STATE SERVICES	1	0	0%	1	0	0%
CA116 CORVEL ENTERPRISE COMP	5	2	40%	5	1	20%
CA190 GALLAGHER BASSETT SERVICES	6	5	83%	6	5	83%
CA204 HELMSMAN MANAGEMENT SERVICES	1	0	0%	1	0	0%
CA300 SEDGWICK CLAIMS MANAGEMENT SERVICES	5	5	100%	5	4	80%
TPA Total	20	14	70% ▼	20	12	60% ▼
SAFETY NATIONAL CASUALTY CORP Group Total	20	14	70% ▼	20	12	60% ▼
SEDGWICK CLAIMS MANAGEMENT SERVICES	Wage(s) Due	Timely Wage(s)	Compliance	Fringe(s) Due	Timely Fringe(s)	Compliance
CA300 SEDGWICK CLAIMS MANAGEMENT SERVICES	181	162	90%	181	159	88%
Total	181	162	90% ▲	181	159	88% ▲
SEDGWICK CLAIMS MANAGEMENT SERVICES Group Total	181	162	90% ▲	181	159	88% ▲
SENTRY INSURANCE	Wage(s) Due	Timely Wage(s)	Compliance	Fringe(s) Due	Timely Fringe(s)	Compliance
CA426 MIDDLESEX INSURANCE COMPANY	3	3	100%	3	3	100%
CA402 SENTRY CASUALTY	3	3	100%	3	3	100%
CA305 SENTRY INSURANCE	3	2	67%	3	2	67%
Total	9	8	89% ▲	9	8	89% ▲
SENTRY INSURANCE Group Total	9	8	89% ▲	9	8	89% ▲
SERVICE AMERICAN INDEMNITY	Wage(s) Due	Timely Wage(s)	Compliance	Fringe(s) Due	Timely Fringe(s)	Compliance
SERVICE AMERICAN INDEMNITY	*	*	*	*	*	*
Total	*	*	*	*	*	*
SERVICE AMERICAN INDEMNITY TPA Administered Claims						
CA040 BROADSPIRE SERVICES	1	1	100%	1	1	100%
TPA Total	1	1	100% ▲	1	1	100% ▲
SERVICE AMERICAN INDEMNITY Group Total	1	1	100% ▲	1	1	100% ▲

INSURANCE GROUP COMPLIANCE
Wage Statements and Fringe Benefit Forms
Fourth Quarter
10/1/2022 - 12/31/2022

Insurance Company	Total Wage Statement(s) Due	Wage Statement(s) Filed Timely	Compliance Percentage	Total Fringe Benefit Form(s) Due	Fringe Benefit Form(s) Filed Timely	Compliance Percentage
SOMPO JAPAN INSURANCE						
SOMPO JAPAN INSURANCE COMPANY OF AMERICA	Wage(s) Due *	Timely Wage(s) *	Compliance *	Fringe(s) Due *	Timely Fringe(s) *	Compliance *
Total	*	*	*	*	*	*
SOMPO JAPAN INSURANCE TPA Administered Claims						
CA190 GALLAGHER BASSETT SERVICES	1	0	0%	1	0	0%
TPA Total	1	0	0% ▼	1	0	0% ▼
SOMPO JAPAN INSURANCE Group Total	1	0	0% ▼	1	0	0% ▼
STARR INDEMNITY INSURANCE						
STARR INDEMNITY INSURANCE	Wage(s) Due *	Timely Wage(s) *	Compliance *	Fringe(s) Due *	Timely Fringe(s) *	Compliance *
Total	*	*	*	*	*	*
STARR INDEMNITY INSURANCE TPA Administered Claims						
CA190 GALLAGHER BASSETT SERVICES	7	7	100%	7	6	86%
CA300 SEDGWICK CLAIMS MANAGEMENT SERVICES	5	4	80%	5	5	100%
TPA Total	12	11	92% ▲	12	11	92% ▲
STARR INDEMNITY INSURANCE Group Total	12	11	92% ▲	12	11	92% ▲
STATE OF MAINE WORKERS' COMPENSATION TRUST						
CA307 STATE OF MAINE WORKERS' COMPENSATION TRUST	Wage(s) Due 99	Timely Wage(s) 91	Compliance 92%	Fringe(s) Due 99	Timely Fringe(s) 91	Compliance 92%
Total	99	91	92% ▲	99	91	92% ▲
STATE OF MAINE WORKERS' COMPENSATION TRUST Group Total	99	91	92% ▲	99	91	92% ▲
SYNERNET						
CA320 SYNERNET	Wage(s) Due 125	Timely Wage(s) 92	Compliance 74%	Fringe(s) Due 125	Timely Fringe(s) 86	Compliance 69%
Total	125	92	74% ▼	125	86	69% ▼
SYNERNET Group Total	125	92	74% ▼	125	86	69% ▼

INSURANCE GROUP COMPLIANCE
Wage Statements and Fringe Benefit Forms
Fourth Quarter
10/1/2022 - 12/31/2022

Insurance Company	Total Wage Statement(s) Due	Wage Statement(s) Filed Timely	Compliance Percentage	Total Fringe Benefit Form(s) Due	Fringe Benefit Form(s) Filed Timely	Compliance Percentage
TRAVELERS INSURANCE	Wage(s) Due	Timely Wage(s)	Compliance	Fringe(s) Due	Timely Fringe(s)	Compliance
CA072 CHARTER OAK FIRE INSURANCE	15	5	33%	15	3	20%
CA164 FARMINGTON CASUALTY	1	0	0%	1	0	0%
CA306 STANDARD FIRE INSURANCE	26	13	50%	26	12	46%
CA348 TRAVELERS CASUALTY INSURANCE COMPANY OF AMERICA	1	1	100%	1	1	100%
CA349 TRAVELERS COMMERCIAL CASUALTY	4	2	50%	4	2	50%
CA346 TRAVELERS INDEMNITY COMPANY OF AMERICA	1	1	100%	1	1	100%
CA345 TRAVELERS PROPERTY CASUALTY INSURANCE	3	2	67%	3	1	33%
Total	51	24	47% ▼	51	20	39% ▼
TRAVELERS INSURANCE TPA Administered Claims						
CA300 SEDGWICK CLAIMS MANAGEMENT SERVICES	1	1	100%	1	1	100%
TPA Total	1	1	100% ▲	1	1	100% ▲
TRAVELERS INSURANCE Group Total	52	25	48% ▼	52	21	40% ▼
VANLINER INSURANCE	Wage(s) Due	Timely Wage(s)	Compliance	Fringe(s) Due	Timely Fringe(s)	Compliance
CA379 VANLINER INSURANCE	1	0	0%	1	0	0%
Total	1	0	0% ▼	1	0	0% ▼
VANLINER INSURANCE Group Total	1	0	0% ▼	1	0	0% ▼
WALMART CLAIMS SERVICES	Wage(s) Due	Timely Wage(s)	Compliance	Fringe(s) Due	Timely Fringe(s)	Compliance
CA100 WALMART CLAIMS SERVICES	62	37	60%	62	36	58%
Total	62	37	60% ▼	62	36	58% ▼
WALMART CLAIMS SERVICES Group Total	62	37	60% ▼	62	36	58% ▼
XL INSURANCE	Wage(s) Due	Timely Wage(s)	Compliance	Fringe(s) Due	Timely Fringe(s)	Compliance
CA384 XL INSURANCE	*	*	*	*	*	*
Total	*	*	*	*	*	*
XL INSURANCE TPA Administered Claims						
CA116 CORVEL ENTERPRISE COMP	1	0	0%	1	0	0%
CA117 COTTINGHAM & BUTLER CLAIMS SERVICES	1	0	0%	1	0	0%
CA160 ESIS	1	0	0%	1	0	0%
CA190 GALLAGHER BASSETT SERVICES	1	1	100%	1	1	100%
CA300 SEDGWICK CLAIMS MANAGEMENT SERVICES	6	5	83%	6	5	83%
TPA Total	10	6	60% ▼	10	6	60% ▼
XL INSURANCE Group Total	10	6	60% ▼	10	6	60% ▼

INSURANCE GROUP COMPLIANCE
Wage Statements and Fringe Benefit Forms
Fourth Quarter
10/1/2022 - 12/31/2022

Insurance Company	Total Wage Statement(s) Due	Wage Statement(s) Filed Timely	Compliance Percentage	Total Fringe Benefit Form(s) Due	Fringe Benefit Form(s) Filed Timely	Compliance Percentage
ZURICH INSURANCE	Wage(s) Due	Timely Wage(s)	Compliance	Fringe(s) Due	Timely Fringe(s)	Compliance
CA021 AMERICAN GUARANTEE & LIABILITY	1	0	0%	1	0	0%
CA022 AMERICAN ZURICH	17	9	53%	17	10	59%
CA400 ZURICH AMERICAN INSURANCE	6	5	83%	6	5	83%
CA404 ZURICH AMERICAN INSURANCE COMPANY OF ILLINOIS	*	*	*	*	*	*
Total	24	14	58% ▼	24	15	63% ▼
ZURICH INSURANCE TPA Administered Claims						
CA040 BROADSPIRE SERVICES	1	0	0%	1	0	0%
CA116 CORVEL ENTERPRISE COMP	8	5	63%	8	5	63%
CA117 COTTINGHAM & BUTLER CLAIMS SERVICES	1	1	100%	1	1	100%
CA160 ESIS	1	1	100%	1	0	0%
CA190 GALLAGHER BASSETT SERVICES	12	7	58%	12	7	58%
CA300 SEDGWICK CLAIMS MANAGEMENT SERVICES	2	2	100%	2	2	100%
TPA Total	25	16	64% ▼	25	15	60% ▼
ZURICH INSURANCE Group Total	49	30	61% ▼	49	30	61% ▼