



# HEALTH QUARTERLY STATEMENT

AS OF JUNE 30, 2021  
OF THE CONDITION AND AFFAIRS OF THE  
**UnitedHealthcare of New England, Inc.**

NAIC Group Code 0707 0707 NAIC Company Code 95149 Employer's ID Number 05-0413469  
(Current) (Prior)

Organized under the Laws of Rhode Island, State of Domicile or Port of Entry RI

Country of Domicile United States of America

Licensed as business type: Health Maintenance Organization

Is HMO Federally Qualified? Yes [ ] No [ X ]

Incorporated/Organized 11/14/1984 Commenced Business 12/27/1984

Statutory Home Office 475 Kilvert Street, Suite 310, Warwick, RI, US 02886-1392  
(Street and Number) (City or Town, State, Country and Zip Code)

Main Administrative Office 4 Research Drive, 5th Floor  
(Street and Number)  
Shelton, CT, US 06484, 203-447-4444  
(City or Town, State, Country and Zip Code) (Area Code) (Telephone Number)

Mail Address 4 Research Drive, 5th Floor, Shelton, CT, US 06484  
(Street and Number or P.O. Box) (City or Town, State, Country and Zip Code)

Primary Location of Books and Records 4 Research Drive, 5th Floor  
(Street and Number)  
Shelton, CT, US 06484, 203-447-4444  
(City or Town, State, Country and Zip Code) (Area Code) (Telephone Number)

Internet Website Address www.unitedhealthcare.com

Statutory Statement Contact Joseph J. Dewey, 203-447-4444  
(Name) (Area Code) (Telephone Number)  
joseph.j.dewey@uhc.com, 203-447-4451  
(E-mail Address) (FAX Number)

### OFFICERS

Chief Executive Officer Mary Rachel Snyder Secretary Sarah Ann Murdock  
 President Elizabeth Corkum Winsor # Treasurer Peter Marshall Gill

### OTHER

Patrice Evelyn Cooper, Vice President, Medicaid Operations Nyle Brent Cottingham, Vice President Heather Anastasia Lang, Assistant Secretary  
Peter Alexander Semmer #, Chief Financial Officer Jessica Leigh Zuba, Assistant Secretary

### DIRECTORS OR TRUSTEES

Patrice Evelyn Cooper Mary Rachel Snyder Elizabeth Corkum Winsor #

State of Minnesota State of Connecticut State of \_\_\_\_\_  
 County of Hennepin County of Hartford County of \_\_\_\_\_

The officers of this reporting entity being duly sworn, each depose and say that they are the described officers of said reporting entity, and that on the reporting period stated above, all of the herein described assets were the absolute property of the said reporting entity, free and clear from any liens or claims thereon, except as herein stated, and that this statement, together with related exhibits, schedules and explanations therein contained, annexed or referred to, is a full and true statement of all the assets and liabilities and of the condition and affairs of the said reporting entity as of the reporting period stated above, and of its income and deductions therefrom for the period ended, and have been completed in accordance with the NAIC Annual Statement Instructions and Accounting Practices and Procedures manual except to the extent that: (1) state law may differ; or, (2) that state rules or regulations require differences in reporting not related to accounting practices and procedures, according to the best of their information, knowledge and belief, respectively. Furthermore, the scope of this attestation by the described officers also includes the related corresponding electronic filing with the NAIC, when required, that is an exact copy (except for formatting differences due to electronic filing) of the enclosed statement. The electronic filing may be requested by various regulators in lieu of or in addition to the enclosed statement.

Sarah Ann Murdock Secretary  
Elizabeth Corkum Winsor # President  
Peter Alexander Semmer Chief Financial Officer

Subscribed and sworn to before me this 20 day of July 2021  
 Subscribed and sworn to before me this 20 day of July  
 Subscribed and sworn to before me this \_\_\_\_\_ day of \_\_\_\_\_



1. This an original filing? ..... Yes [ X ] No [ ]  
 no,  
 2. State the amendment number.....  
 3. Date filed.....  
 3. Number of pages attached.....

## ASSETS

	Current Statement Date			4 December 31 Prior Year Net Admitted Assets
	1 Assets	2 Nonadmitted Assets	3 Net Admitted Assets (Cols. 1 - 2)	
1. Bonds .....	276,639,556		276,639,556	264,362,292
2. Stocks:				
2.1 Preferred stocks .....			0	0
2.2 Common stocks .....			0	0
3. Mortgage loans on real estate:				
3.1 First liens .....			0	0
3.2 Other than first liens .....			0	0
4. Real estate:				
4.1 Properties occupied by the company (less \$ encumbrances) .....			0	0
4.2 Properties held for the production of income (less \$ ..... encumbrances) .....			0	0
4.3 Properties held for sale (less \$ encumbrances) .....			0	0
5. Cash (\$ .....(296,171) ), cash equivalents (\$ .....91,259,162 ) and short-term investments (\$ .....550,590 ) .....	91,513,581		91,513,581	88,551,939
6. Contract loans (including \$ ..... premium notes) .....			0	0
7. Derivatives .....			0	0
8. Other invested assets .....			0	0
9. Receivables for securities .....	0		0	0
10. Securities lending reinvested collateral assets .....			0	0
11. Aggregate write-ins for invested assets .....	0	0	0	0
12. Subtotals, cash and invested assets (Lines 1 to 11) .....	368,153,137	0	368,153,137	352,914,231
13. Title plants less \$ ..... charged off (for Title insurers only) .....			0	0
14. Investment income due and accrued .....	1,649,274		1,649,274	1,596,674
15. Premiums and considerations:				
15.1 Uncollected premiums and agents' balances in the course of collection .....	8,381,894	311,027	8,070,867	27,086,436
15.2 Deferred premiums, agents' balances and installments booked but deferred and not yet due (including \$ ..... earned but unbilled premiums) .....			0	0
15.3 Accrued retrospective premiums (\$ .....4,256,199 ) and contracts subject to redetermination (\$ .....44,261,785 ) .....	48,517,984		48,517,984	47,795,043
16. Reinsurance:				
16.1 Amounts recoverable from reinsurers .....	247,571		247,571	286,777
16.2 Funds held by or deposited with reinsured companies .....			0	0
16.3 Other amounts receivable under reinsurance contracts .....	46,429		46,429	82,556
17. Amounts receivable relating to uninsured plans .....	5,160,122	167,944	4,992,178	12,913,219
18.1 Current federal and foreign income tax recoverable and interest thereon .....	4,710,754	0	4,710,754	2,614,091
18.2 Net deferred tax asset .....	986,343		986,343	2,805,020
19. Guaranty funds receivable or on deposit .....			0	0
20. Electronic data processing equipment and software .....			0	0
21. Furniture and equipment, including health care delivery assets (\$ ..... ) .....			0	0
22. Net adjustment in assets and liabilities due to foreign exchange rates .....			0	0
23. Receivables from parent, subsidiaries and affiliates .....			0	0
24. Health care (\$ .....32,180,192 ) and other amounts receivable .....	34,302,036	2,121,844	32,180,192	25,491,997
25. Aggregate write-ins for other than invested assets .....	447	447	0	0
26. Total assets excluding Separate Accounts, Segregated Accounts and Protected Cell Accounts (Lines 12 to 25) .....	472,155,991	2,601,262	469,554,729	473,586,044
27. From Separate Accounts, Segregated Accounts and Protected Cell Accounts .....			0	0
28. Total (Lines 26 and 27) .....	472,155,991	2,601,262	469,554,729	473,586,044
<b>DETAILS OF WRITE-INS</b>				
1101. ....				
1102. ....				
1103. ....				
1198. Summary of remaining write-ins for Line 11 from overflow page .....	0	0	0	0
1199. Totals (Lines 1101 through 1103 plus 1198)(Line 11 above) .....	0	0	0	0
2501. Prepaid Expenses .....	447	447	0	0
2502. ....				
2503. ....				
2598. Summary of remaining write-ins for Line 25 from overflow page .....	0	0	0	0
2599. Totals (Lines 2501 through 2503 plus 2598)(Line 25 above) .....	447	447	0	0

## LIABILITIES, CAPITAL AND SURPLUS

	Current Period			Prior Year
	1 Covered	2 Uncovered	3 Total	4 Total
1. Claims unpaid (less \$ 666,640 reinsurance ceded)	155,010,591		155,010,591	158,366,925
2. Accrued medical incentive pool and bonus amounts	11,064,732		11,064,732	17,175,208
3. Unpaid claims adjustment expenses	1,246,733		1,246,733	1,156,247
4. Aggregate health policy reserves, including the liability of \$ 28,208,490 for medical loss ratio rebate per the Public Health Service Act	38,514,670		38,514,670	29,454,271
5. Aggregate life policy reserves			0	0
6. Property/casualty unearned premium reserve			0	0
7. Aggregate health claim reserves	799,170		799,170	871,746
8. Premiums received in advance	673,942		673,942	45,568,775
9. General expenses due or accrued	4,611,104		4,611,104	8,792,666
10.1 Current federal and foreign income tax payable and interest thereon (including \$ 0 on realized gains (losses))	0		0	0
10.2 Net deferred tax liability	0		0	0
11. Ceded reinsurance premiums payable	313,157		313,157	396,111
12. Amounts withheld or retained for the account of others	153,350		153,350	153,350
13. Remittances and items not allocated	19,398		19,398	55,278
14. Borrowed money (including \$ current) and interest thereon \$ (including current)			0	0
15. Amounts due to parent, subsidiaries and affiliates	2,493,740		2,493,740	1,570,638
16. Derivatives			0	0
17. Payable for securities	3,005,902		3,005,902	710,000
18. Payable for securities lending			0	0
19. Funds held under reinsurance treaties (with \$ authorized reinsurers, \$ unauthorized reinsurers and \$ certified reinsurers)			0	0
20. Reinsurance in unauthorized and certified (\$ ) companies			0	0
21. Net adjustments in assets and liabilities due to foreign exchange rates			0	0
22. Liability for amounts held under uninsured plans	9,900,850		9,900,850	4,890,749
23. Aggregate write-ins for other liabilities (including \$ 61,291 current)	61,291	0	61,291	12,442
24. Total liabilities (Lines 1 to 23)	227,868,630	0	227,868,630	269,174,406
25. Aggregate write-ins for special surplus funds	XXX	XXX	0	0
26. Common capital stock	XXX	XXX	5,862,835	5,862,835
27. Preferred capital stock	XXX	XXX		
28. Gross paid in and contributed surplus	XXX	XXX	12,000,000	12,000,000
29. Surplus notes	XXX	XXX		
30. Aggregate write-ins for other than special surplus funds	XXX	XXX	0	0
31. Unassigned funds (surplus)	XXX	XXX	223,823,264	186,548,803
32. Less treasury stock, at cost:				
32.1 shares common (value included in Line 26 \$ )	XXX	XXX		
32.2 shares preferred (value included in Line 27 \$ )	XXX	XXX		
33. Total capital and surplus (Lines 25 to 31 minus Line 32)	XXX	XXX	241,686,099	204,411,638
34. Total liabilities, capital and surplus (Lines 24 and 33)	XXX	XXX	469,554,729	473,586,044
<b>DETAILS OF WRITE-INS</b>				
2301. Unclaimed Property	61,291		61,291	12,442
2302.				
2303.				
2398. Summary of remaining write-ins for Line 23 from overflow page	0	0	0	0
2399. Totals (Lines 2301 through 2303 plus 2398)(Line 23 above)	61,291	0	61,291	12,442
2501.	XXX	XXX		
2502.	XXX	XXX		
2503.	XXX	XXX		
2598. Summary of remaining write-ins for Line 25 from overflow page	XXX	XXX	0	0
2599. Totals (Lines 2501 through 2503 plus 2598)(Line 25 above)	XXX	XXX	0	0
3001.	XXX	XXX		
3002.	XXX	XXX		
3003.	XXX	XXX		
3098. Summary of remaining write-ins for Line 30 from overflow page	XXX	XXX	0	0
3099. Totals (Lines 3001 through 3003 plus 3098)(Line 30 above)	XXX	XXX	0	0

## STATEMENT OF REVENUE AND EXPENSES

	Current Year To Date		Prior Year To Date	Prior Year Ended December 31
	1 Uncovered	2 Total	3 Total	4 Total
1. Member Months .....	.XXX	1,062,462	969,306	1,984,860
2. Net premium income (including \$ ..... non-health premium income).....	.XXX	800,634,310	714,446,935	1,460,338,132
3. Change in unearned premium reserves and reserve for rate credits.....	.XXX	(12,220,730)	(18,763,216)	(26,687,037)
4. Fee-for-service (net of \$ ..... medical expenses).....	.XXX			
5. Risk revenue .....	.XXX			
6. Aggregate write-ins for other health care related revenues .....	.XXX	0	0	0
7. Aggregate write-ins for other non-health revenues .....	.XXX	0	0	0
8. Total revenues (Lines 2 to 7) .....	.XXX	788,413,580	695,683,719	1,433,651,095
<b>Hospital and Medical:</b>				
9. Hospital/medical benefits .....		561,266,218	459,318,558	1,005,269,685
10. Other professional services .....		6,298,758	3,276,344	8,513,840
11. Outside referrals .....				
12. Emergency room and out-of-area .....				
13. Prescription drugs .....		89,352,869	83,353,890	152,160,028
14. Aggregate write-ins for other hospital and medical .....	0	0	0	0
15. Incentive pool, withhold adjustments and bonus amounts .....		7,830,658	12,459,422	25,192,828
16. Subtotal (Lines 9 to 15) .....	0	664,748,503	558,408,214	1,191,136,381
<b>Less:</b>				
17. Net reinsurance recoveries .....		1,839,860	1,265,992	3,607,218
18. Total hospital and medical (Lines 16 minus 17) .....	0	662,908,643	557,142,222	1,187,529,163
19. Non-health claims (net) .....				
20. Claims adjustment expenses, including \$ .....19,817,657 cost containment expenses .....		26,106,991	27,334,214	51,311,487
21. General administrative expenses .....		54,228,511	72,157,691	130,670,055
22. Increase in reserves for life and accident and health contracts (including \$ ..... increase in reserves for life only) .....				0
23. Total underwriting deductions (Lines 18 through 22).....	0	743,244,145	656,634,127	1,369,510,705
24. Net underwriting gain or (loss) (Lines 8 minus 23) .....	.XXX	45,169,435	39,049,592	64,140,390
25. Net investment income earned .....		2,617,550	3,069,477	5,573,125
26. Net realized capital gains (losses) less capital gains tax of \$ .....27,449 .....		103,259	(5,352)	458
27. Net investment gains (losses) (Lines 25 plus 26) .....	0	2,720,809	3,064,125	5,573,583
28. Net gain or (loss) from agents' or premium balances charged off [(amount recovered \$ .....113,227 ) (amount charged off \$ .....(253,794) )] .....		(140,567)	(223,747)	(347,345)
29. Aggregate write-ins for other income or expenses .....	0	0	(32)	(31)
30. Net income or (loss) after capital gains tax and before all other federal income taxes (Lines 24 plus 27 plus 28 plus 29) .....	.XXX	47,749,677	41,889,938	69,366,597
31. Federal and foreign income taxes incurred .....	.XXX	8,014,888	12,182,124	19,876,787
32. Net income (loss) (Lines 30 minus 31) .....	.XXX	39,734,789	29,707,814	49,489,810
<b>DETAILS OF WRITE-INS</b>				
0601. ....	.XXX			
0602. ....	.XXX			
0603. ....	.XXX			
0698. Summary of remaining write-ins for Line 6 from overflow page .....	.XXX	0	0	0
0699. Totals (Lines 0601 through 0603 plus 0698)(Line 6 above) .....	.XXX	0	0	0
0701. ....	.XXX			
0702. ....	.XXX			
0703. ....	.XXX			
0798. Summary of remaining write-ins for Line 7 from overflow page .....	.XXX	0	0	0
0799. Totals (Lines 0701 through 0703 plus 0798)(Line 7 above) .....	.XXX	0	0	0
1401. ....				
1402. ....				
1403. ....				
1498. Summary of remaining write-ins for Line 14 from overflow page .....	0	0	0	0
1499. Totals (Lines 1401 through 1403 plus 1498)(Line 14 above) .....	0	0	0	0
2901. Fines and Penalties .....			(32)	(31)
2902. ....				
2903. ....				
2998. Summary of remaining write-ins for Line 29 from overflow page .....	0	0	0	0
2999. Totals (Lines 2901 through 2903 plus 2998)(Line 29 above) .....	0	0	(32)	(31)

**STATEMENT OF REVENUE AND EXPENSES (Continued)**

	1 Current Year to Date	2 Prior Year to Date	3 Prior Year Ended December 31
<b>CAPITAL AND SURPLUS ACCOUNT</b>			
33. Capital and surplus prior reporting year.....	204,411,638	163,161,782	163,161,782
34. Net income or (loss) from Line 32.....	39,734,789	29,707,814	49,489,810
35. Change in valuation basis of aggregate policy and claim reserves .....			
36. Change in net unrealized capital gains (losses) less capital gains tax of \$ 11,830.....	(44,504)	(12,892)	52,840
37. Change in net unrealized foreign exchange capital gain or (loss) .....			
38. Change in net deferred income tax.....	(1,830,507)	(2,883,579)	(1,639,940)
39. Change in nonadmitted assets.....	(585,317)	5,389,864	9,347,146
40. Change in unauthorized and certified reinsurance.....	0	0	0
41. Change in treasury stock.....	0	0	0
42. Change in surplus notes.....	0	0	0
43. Cumulative effect of changes in accounting principles.....			
44. Capital Changes:			
44.1 Paid in.....			0
44.2 Transferred from surplus (Stock Dividend).....	0	0	0
44.3 Transferred to surplus.....			
45. Surplus adjustments:			
45.1 Paid in.....	0	0	0
45.2 Transferred to capital (Stock Dividend).....			
45.3 Transferred from capital.....			
46. Dividends to stockholders.....		(5,000,000)	(16,000,000)
47. Aggregate write-ins for gains or (losses) in surplus.....	0	0	0
48. Net change in capital & surplus (Lines 34 to 47).....	37,274,461	27,201,207	41,249,856
49. Capital and surplus end of reporting period (Line 33 plus 48)	241,686,099	190,362,989	204,411,638
<b>DETAILS OF WRITE-INS</b>			
4701. ....			
4702. ....			
4703. ....			
4798. Summary of remaining write-ins for Line 47 from overflow page.....	0	0	0
4799. Totals (Lines 4701 through 4703 plus 4798)(Line 47 above)	0	0	0

**CASH FLOW**

	1 Current Year To Date	2 Prior Year To Date	3 Prior Year Ended December 31
<b>Cash from Operations</b>			
1. Premiums collected net of reinsurance .....	770,824,469	681,424,897	1,464,662,897
2. Net investment income .....	3,626,034	3,686,620	6,902,136
3. Miscellaneous income .....	0	0	0
4. Total (Lines 1 to 3) .....	774,450,503	685,111,517	1,471,565,033
5. Benefit and loss related payments .....	679,555,814	569,190,880	1,150,211,072
6. Net transfers to Separate Accounts, Segregated Accounts and Protected Cell Accounts .....			
7. Commissions, expenses paid and aggregate write-ins for deductions .....	71,765,644	69,616,527	184,946,607
8. Dividends paid to policyholders .....			
9. Federal and foreign income taxes paid (recovered) net of \$ .....0 tax on capital gains (losses) .....	10,139,000	1,846,000	24,336,983
10. Total (Lines 5 through 9) .....	761,460,458	640,653,407	1,359,494,662
11. Net cash from operations (Line 4 minus Line 10) .....	12,990,045	44,458,110	112,070,371
<b>Cash from Investments</b>			
12. Proceeds from investments sold, matured or repaid:			
12.1 Bonds .....	19,807,999	15,839,785	37,432,543
12.2 Stocks .....	0	747,465,042	747,465,042
12.3 Mortgage loans .....	0	0	0
12.4 Real estate .....	0	0	0
12.5 Other invested assets .....	0	0	0
12.6 Net gains or (losses) on cash, cash equivalents and short-term investments .....	0	0	0
12.7 Miscellaneous proceeds .....	2,295,902	3,348,428	710,000
12.8 Total investment proceeds (Lines 12.1 to 12.7) .....	22,103,901	766,653,255	785,607,585
13. Cost of investments acquired (long-term only):			
13.1 Bonds .....	33,068,384	16,041,064	87,006,794
13.2 Stocks .....	0	713,678,491	713,678,491
13.3 Mortgage loans .....	0	0	0
13.4 Real estate .....	0	0	0
13.5 Other invested assets .....	0	0	0
13.6 Miscellaneous applications .....	0	0	0
13.7 Total investments acquired (Lines 13.1 to 13.6) .....	33,068,384	729,719,555	800,685,285
14. Net increase (or decrease) in contract loans and premium notes .....	0	0	0
15. Net cash from investments (Line 12.8 minus Line 13.7 and Line 14) .....	(10,964,483)	36,933,700	(15,077,700)
<b>Cash from Financing and Miscellaneous Sources</b>			
16. Cash provided (applied):			
16.1 Surplus notes, capital notes .....	0	0	0
16.2 Capital and paid in surplus, less treasury stock .....	0	0	0
16.3 Borrowed funds .....	0	0	0
16.4 Net deposits on deposit-type contracts and other insurance liabilities .....	0	0	0
16.5 Dividends to stockholders .....	0	5,000,000	16,000,000
16.6 Other cash provided (applied) .....	936,079	4,234,102	261,535
17. Net cash from financing and miscellaneous sources (Line 16.1 through Line 16.4 minus Line 16.5 plus Line 16.6) .....	936,079	(765,898)	(15,738,465)
<b>RECONCILIATION OF CASH, CASH EQUIVALENTS AND SHORT-TERM INVESTMENTS</b>			
18. Net change in cash, cash equivalents and short-term investments (Line 11, plus Lines 15 and 17) .....	2,961,641	80,625,912	81,254,206
19. Cash, cash equivalents and short-term investments:			
19.1 Beginning of year .....	88,551,939	7,297,733	7,297,733
19.2 End of period (Line 18 plus Line 19.1) .....	91,513,581	87,923,645	88,551,939

Note: Supplemental disclosures of cash flow information for non-cash transactions:

--	--	--	--

STATEMENT AS OF JUNE 30, 2021 OF THE UnitedHealthcare of New England, Inc.

**EXHIBIT OF PREMIUMS, ENROLLMENT AND UTILIZATION**

	1			4	5	6	7	8	9	10
	Total	Comprehensive (Hospital & Medical)								
		2 Individual	3 Group							
<b>Total Members at end of:</b>										
1. Prior Year	172,670	23	1,008	0	0	0	0	78,903	92,736	0
2. First Quarter	176,799	23	900	0	0	0	0	80,809	95,067	0
3. Second Quarter	178,379	23	794	0	0	0	0	80,944	96,618	0
4. Third Quarter	0	0	0	0	0	0	0	0	0	0
5. Current Year	0	0	0	0	0	0	0	0	0	0
6. Current Year Member Months	1,062,462	140	5,283	0	0	0	0	485,317	571,722	0
<b>Total Member Ambulatory Encounters for Period:</b>										
7. Physician	1,248,594	124	4,550	0	0	0	0	786,121	457,799	0
8. Non-Physician	649,203	8	111	0	0	0	0	408,173	240,911	0
9. Total	1,897,797	132	4,661	0	0	0	0	1,194,294	698,710	0
10. Hospital Patient Days Incurred	45,681	3	77	0	0	0	0	34,771	10,830	0
11. Number of Inpatient Admissions	9,343	1	22	0	0	0	0	6,134	3,186	0
12. Health Premiums Written (a)	803,629,952	59,476	2,651,353	0	0	0	0	479,307,164	321,611,959	0
13. Life Premiums Direct	0	0	0	0	0	0	0	0	0	0
14. Property/Casualty Premiums Written	0	0	0	0	0	0	0	0	0	0
15. Health Premiums Earned	791,387,285	59,476	2,614,455	0	0	0	0	480,287,914	308,425,440	0
16. Property/Casualty Premiums Earned	0	0	0	0	0	0	0	0	0	0
17. Amount Paid for Provision of Health Care Services	680,886,744	31,586	2,092,083	0	0	0	0	398,727,021	280,036,054	0
18. Amount Incurred for Provision of Health Care Services	664,748,503	25,717	2,133,532	0	0	0	0	394,306,754	268,282,500	0

(a) For health premiums written: amount of Medicare Title XVIII exempt from state taxes or fees \$ 479,307,164

STATEMENT AS OF JUNE 30, 2021 OF THE UnitedHealthcare of New England, Inc.

### CLAIMS UNPAID AND INCENTIVE POOL, WITHHOLD AND BONUS (Reported and Unreported)

Account	Aging Analysis of Unpaid Claims					7 Total
	2 1 - 30 Days	3 31 - 60 Days	4 61 - 90 Days	5 91 - 120 Days	6 Over 120 Days	
<b>Claims Unpaid (Reported)</b>						
0299999 Aggregate accounts not individually listed-uncovered	0	0	0	0	0	0
0399999 Aggregate accounts not individually listed-covered	61,541,495	4,295,999	1,672,360	450,889	2,094,492	70,055,313
0499999 Subtotals	61,541,495	4,295,999	1,672,360	450,889	2,094,492	70,055,313
0599999 Unreported claims and other claim reserves						84,300,826
0699999 Total amounts withheld						1,291,092
0799999 Total claims unpaid						155,677,231
0899999 Accrued medical incentive pool and bonus amounts						11,064,732



**UNDERWRITING AND INVESTMENT EXHIBIT**

**ANALYSIS OF CLAIMS UNPAID - PRIOR YEAR - NET OF REINSURANCE**

Line of Business	Claims Paid Year to Date				Liability End of Current Quarter		Estimated Claim Reserve and Claim Liability December 31 of Prior Year
	1 On Claims Incurred Prior to January 1 of Current Year	2 On Claims Incurred During the Year	3 On Claims Unpaid Dec. 31 of Prior Year	4 On Claims Incurred During the Year	5 Claims Incurred in Prior Years (Columns 1 + 3)	6	
1. Comprehensive (hospital and medical)	93,141	756,296	20,156	255,430	113,297	261,742	
2. Medicare Supplement	0	0	0	0	0	0	
3. Dental Only	0	0	0	0	0	0	
4. Vision Only	0	0	0	0	0	0	
5. Federal Employees Health Benefits Plan	0	0	0	0	0	0	
6. Title XVIII - Medicare	66,302,336	323,719,769	1,951,168	101,166,945	68,253,504	98,636,924	
7. Title XIX - Medicaid	44,516,091	230,267,566	5,782,949	46,633,113	50,299,040	60,340,006	
8. Other health	0	0	0	0	0	0	
9. Health subtotal (Lines 1 to 8)	110,911,568	554,742,630	7,754,273	149,055,488	118,665,841	159,238,672	
10. Healthcare receivables (a)	3,349,137	26,048,379	0	4,904,520	3,349,137	27,155,046	
11. Other non-health	0	0	0	0	0	0	
12. Medical incentive pools and bonus amounts	13,678,574	262,249	5,431,933	5,632,799	19,110,507	17,175,208	
13. Totals (Lines 9-10+11+12)	121,241,005	828,956,500	13,186,206	149,783,767	134,427,211	149,298,834	

(a) Excludes \$ \_\_\_\_\_ loans or advances to providers not yet expensed.

## NOTES TO FINANCIAL STATEMENTS

### 1. SUMMARY OF SIGNIFICANT ACCOUNTING POLICIES AND GOING CONCERN

#### A. Accounting Practices

The statutory basis financial statements of UnitedHealthcare of New England, Inc. (the "Company") are presented on the basis of accounting practices prescribed or permitted by the Rhode Island Department of Business Regulation (the "Department").

The Department recognizes only statutory accounting practices prescribed or permitted by the State of Rhode Island (the "State") for determining and reporting the financial condition and results of operations of a health maintenance organization ("HMO"), for determining its solvency under Rhode Island Insurance Law. The State prescribes the use of the National Association of Insurance Commissioners' ("NAIC") Accounting Practices and Procedures manual ("NAIC SAP") in effect for the accounting periods covered in the statutory basis financial statements.

No significant differences exist between the practices prescribed or permitted by the State and the NAIC SAP which materially affect the statutory basis net income and capital and surplus, as illustrated in the table below:

	SSAP #	F/S Page #	F/S Line #	June 30, 2021	December 31, 2020
<b>Net Income</b>					
(1) Company state basis (Page 4, Line 32, Columns 2 & 4)	XXX	XXX	XXX	\$ 39,734,789	\$ 49,489,810
(2) State prescribed practices that are an increase/(decrease) from NAIC SAP: Not Applicable				-	-
(3) State permitted practices that are an increase/(decrease) from NAIC SAP: Not Applicable				-	-
(4) NAIC SAP (1 - 2 - 3 = 4)	XXX	XXX	XXX	<u>\$ 39,734,789</u>	<u>\$ 49,489,810</u>
<b>Capital and Surplus</b>					
(5) Company state basis (Page 3, Line 33, Columns 3 & 4)	XXX	XXX	XXX	\$ 241,686,099	\$ 204,411,638
(6) State prescribed practices that are an increase/(decrease) from NAIC SAP: Not Applicable				-	-
(7) State permitted practices that are an increase/(decrease) from NAIC SAP: Not Applicable				-	-
(8) NAIC SAP (5 - 6 - 7 = 8)	XXX	XXX	XXX	<u>\$ 241,686,099</u>	<u>\$ 204,411,638</u>

#### B. Use of Estimates in the Preparation of the Statutory Basis Financial Statements

No significant change.

#### C. Accounting Policy

- (1) No significant change.
- (2) The Company does not have any mandatory convertible securities or Securities Valuation Office of the NAIC ("SVO") identified funds (i.e., exchange traded funds or bond mutual funds) in its bond portfolio.
- (3-5) No significant change.
- (6) U.S. government and agency securities and corporate debt securities include loan-backed securities (mortgage-backed securities and asset-backed securities), which are valued using the retrospective adjustment methodology. Prepayment assumptions for the determination of the book/adjusted carrying value, commonly referred to as amortized cost, of loan-backed securities are based on a three-month constant prepayment rate history obtained from external data source vendors. The Company's investment policy limits investments in nonagency residential mortgage-backed securities, including home equity and sub-prime mortgages, to 10% of total cash and invested assets. Total combined investments in mortgage-backed securities and asset-backed securities cannot exceed more than 30% of total cash and invested assets.
- (7-13) No significant change.

**D. Going Concern**

The Company has the ability and will continue to operate for a period of time sufficient to carry out its commitments, obligations and business objectives.

**2. ACCOUNTING CHANGES AND CORRECTIONS OF ERRORS**

No significant change.

**3. BUSINESS COMBINATIONS AND GOODWILL**

**A–D.** No significant change.

**4. DISCONTINUED OPERATIONS**

**A. Discontinued Operation Disposed of or Classified as Held for Sale**

**(1–4)** No significant change.

**B. Change in Plan of Sale of Discontinued Operations** — Not applicable.

**C. Nature of any Significant Continuing Involvement with Discontinued Operations after Disposal** — Not applicable.

**D. Equity Interest Retained in the Discontinued Operation after Disposal** — Not applicable.

**5. INVESTMENTS**

**A. Mortgage Loans, including Mezzanine Real Estate Loans**

Not applicable.

**B. Debt Restructuring**

Not applicable.

**C. Reverse Mortgages**

Not applicable.

**D. Loan-Backed Securities**

**(1)** U.S. government and agency securities and corporate debt securities include loan-backed securities (mortgage-backed securities and asset-backed securities), which are valued using the retrospective adjustment methodology. Prepayment assumptions for the determination of the book/adjusted carrying value, commonly referred to as amortized cost, of loan-backed securities are based on a three-month constant prepayment rate history obtained from external data source vendors.

**(2)** The Company did not recognize any other-than-temporary impairments ("OTTIs") on loan-backed securities as of June 30, 2021.

**(3)** The Company did not have any loan-backed securities with OTTIs to report by CUSIP as of June 30, 2021.

STATEMENT AS OF JUNE 30, 2021 OF THE UnitedHealthcare of New England, Inc.

- (4) The following table illustrates the fair value, gross unrecognized unrealized losses, and length of time that the loan-backed securities have been in a continuous unrecognized unrealized loss position as of June 30, 2021 and December 31, 2020:

	<b>June 30, 2021</b>
The aggregate amount of unrealized losses:	
1. Less than 12 months	\$ 401,203
2. 12 months or longer	5,332
The aggregate related fair value of securities with unrealized losses:	
1. Less than 12 months	28,915,135
2. 12 months or longer	1,419,467
	<b>December 31, 2020</b>
The aggregate amount of unrealized losses:	
1. Less than 12 months	\$ 20,824
2. 12 months or longer	24,036
The aggregate related fair value of securities with unrealized losses:	
1. Less than 12 months	9,965,259
2. 12 months or longer	3,741,447

- (5) The Company believes that it will continue to collect timely the principal and interest due on its loan-backed securities that have an amortized cost in excess of fair value. The unrealized losses were primarily caused by interest rate changes and not by unfavorable changes in the credit quality associated with these securities that impacted the assessment on collectability of principle and interest. At each reporting period, the Company evaluates available-for-sale debt securities for any credit-related impairment when the fair value of the investment is less than its amortized cost. The Company evaluated the expected cash flows, the underlying credit quality and credit ratings of the issuers, and the potential economic impacts of COVID-19 on the issuers, noting no significant credit deterioration since purchase. As of June 30, 2021, the unrealized loss on any security that the Company classified as intent to sell was not material to the Company's investment portfolio. Any other securities in an unrealized loss position as of June 30, 2021, the Company considers to be temporary.

**E. Dollar Repurchase Agreements and/or Securities Lending Transactions** — Not applicable.

**F. Repurchase Agreements Transactions Accounted for as Secured Borrowing** — Not applicable.

**G. Reverse Repurchase Agreements Transactions Accounted for as Secured Borrowing** — Not applicable.

**H. Repurchase Agreements Transactions Accounted for as a Sale** — Not applicable.

**I. Reverse Repurchase Agreements Transactions Accounted for as a Sale** — Not applicable.

**J. Real Estate** — Not applicable.

**K. Low-Income Housing Tax Credits** — Not applicable.

**L. Restricted Assets** — No significant change.

**M. Working Capital Finance Investments** — Not applicable.

**N. Offsetting and Netting of Assets and Liabilities**

The Company does not have any offsetting or netting of assets and liabilities as it relates to derivatives, repurchase and reverse repurchase agreements, and securities borrowing and securities lending activities.

**O. 5GI Securities**

The Company does not have any investments with an NAIC designation of 5GI as of June 30, 2021 and December 31, 2020.

**P. Short Sales** — Not applicable.

**Q. Prepayment Penalty and Acceleration Fees** — No significant change.

**R. Reporting Entity's Share of Cash Pool by Asset Type**

The Company's investment in the qualified cash pool balance is \$81,294,916 and \$72,069,395 as of June 30, 2021 and December 31, 2020, respectively. The following table presents the percent share distribution by asset type of the total qualified cash pool balance as of June 30, 2021:

<u>Asset Type</u>	<u>Percent Share</u>
(1) Cash	0%
(2) Cash Equivalents	63%
(3) Short-Term Investments	37%
(4) Total	<u>100%</u>

**6. JOINT VENTURES, PARTNERSHIPS, AND LIMITED LIABILITY COMPANIES**

A–B. No significant change.

**7. INVESTMENT INCOME**

A–B. No significant change.

**8. DERIVATIVE INSTRUMENTS**

A–B. Not applicable.

**9. INCOME TAXES**

A–C. No significant change.

D. The ratio between the provision for federal income taxes incurred and net income before federal income taxes and net realized capital gains has changed from the prior year primarily due to the annual health insurer fee ("HIF") under Section 9010 of the Patient Protection and Affordable Care Act ("ACA"). In 2020, the HIF expense of \$24,707,253 was included in the statutory basis statements of operations but was non-deductible for income tax purposes. In accordance with the HIF repeal in January 2021, no HIF will be included in the statutory basis statements of operations in 2021 or thereafter.

E–I. No significant change.

**10. INFORMATION CONCERNING PARENT, SUBSIDIARIES, AND AFFILIATES****A–O. Material Related Party Transactions**

No significant change.

**11. DEBT**

A–B. The Company had no outstanding debt with third-parties or outstanding Federal Home Loan Bank agreements during 2021 and 2020.

**12. RETIREMENT PLANS, DEFERRED COMPENSATION, POSTEMPLOYMENT BENEFITS AND COMPENSATED ABSENCES, AND OTHER POSTRETIREMENT BENEFIT PLANS**

A–I. The Company has no defined benefit plans, defined contribution plans, multiemployer plans, consolidated/holding company plans, postemployment benefits, and compensated absences plans and is not impacted by the Medicare Modernization Act on postretirement benefits, since all personnel are employees of United HealthCare Services, Inc. ("UHS"), which provides services to the Company under the terms of a management agreement (the "Agreement").

**13. CAPITAL AND SURPLUS, DIVIDEND RESTRICTIONS, AND QUASI-REORGANIZATIONS**

A–M. No significant change.

**14. LIABILITIES, CONTINGENCIES AND ASSESSMENTS**

A–F. No significant change.

**15. LEASES**

A–B. No significant change.

**16. INFORMATION ABOUT FINANCIAL INSTRUMENTS WITH OFF-BALANCE-SHEET RISK AND FINANCIAL INSTRUMENTS WITH CONCENTRATIONS OF CREDIT RISK**

(1–4) No significant change.

**17. SALE, TRANSFER, AND SERVICING OF FINANCIAL ASSETS AND EXTINGUISHMENTS OF LIABILITIES**

A–C. The Company did not participate in any transfers of receivables, financial assets, or wash sales as of June 30, 2021 or December 31, 2020.

**18. GAIN OR LOSS TO THE REPORTING ENTITY FROM UNINSURED PLANS AND THE UNINSURED PORTION OF PARTIALLY INSURED PLANS**

A–B. No significant change.

**C. Medicare or Other Similarly Structured Cost Based Reimbursement Contract**

The Medicare Part D program is a partially insured plan. The Company recorded a payable of \$137,890 as of June 30, 2021 and a receivable of \$7,316,254 as of December 31, 2020, for cost reimbursement under the Medicare Part D program for the catastrophic reinsurance and low-income member cost-sharing subsidies. The Company also recorded a receivable of \$4,703,603 and \$5,596,965 and also a payable of \$7,060,926 and \$2,377,532 at June 30, 2021 and December 31, 2020, respectively, for the Medicare Part D Coverage Gap Discount Program. The receivables and payables are recorded in amounts receivable relating to uninsured plans and liability for amounts held under uninsured plans, respectively, in the statutory basis statements of admitted assets, liabilities and capital and surplus.

The Company's Medicaid contract with the State includes provisions for various types of enhanced payments to participating providers. Funds are received from the State and the Company subsequently disburses these funds to providers as directed by the State. There is no risk to the Company as a result of these pass-through payments. The Company recorded a receivable of \$288,575 and \$0 as of June 30, 2021 and December 31, 2020, respectively and also a payable of \$2,702,033 and \$2,513,217 as of June 30, 2021 and December 31, 2020, respectively, in liability for amounts held under uninsured plans in the statutory basis statements of admitted assets, liabilities, and capital and surplus for the additional pass-through payments to providers.

**19. DIRECT PREMIUM WRITTEN/PRODUCED BY MANAGING GENERAL AGENTS/THIRD-PARTY ADMINISTRATORS**

No significant change.

**20. FAIR VALUE MEASUREMENTS**

The NAIC SAP defines fair value, establishes a framework for measuring fair value, and outlines the disclosure requirements related to fair value measurements. The fair value hierarchy is as follows:

*Level 1* — Quoted (unadjusted) prices for identical assets in active markets.

*Level 2* — Other observable inputs, either directly or indirectly, including:

- Quoted prices for similar assets in active markets;
- Quoted prices for identical or similar assets in nonactive markets (few transactions, limited information, noncurrent prices, high variability over time, etc.);
- Inputs other than quoted prices that are observable for the asset (interest rates, yield curves, volatilities, default rates, etc.);
- Inputs that are derived principally from or corroborated by other observable market data.

*Level 3* — Unobservable inputs that cannot be corroborated by observable market data.

STATEMENT AS OF JUNE 30, 2021 OF THE UnitedHealthcare of New England, Inc.

The estimated fair values of bonds, cash equivalents, and short-term investments (collectively “investment holdings”) are based on quoted market prices, where available. The Company obtains one price for each security primarily from a third-party pricing service (“pricing service”), which generally uses quoted prices or other observable inputs for the determination of fair value. The pricing service normally derives the security prices through recently reported trades for identical or similar securities, making adjustments through the reporting date based upon available observable market information. For securities not actively traded, the pricing service may use quoted market prices of comparable instruments or discounted cash flow analyses, incorporating inputs that are currently observable in the markets for similar securities. Inputs that are often used in the valuation methodologies include, but are not limited to, non-binding broker quotes, benchmark yields, credit spreads, default rates and prepayment speeds. As the Company is responsible for the determination of fair value, it performs quarterly analyses on the prices received from the pricing service to determine whether the prices are reasonable estimates of fair value. Specifically, the Company compares the prices received from the pricing service to a secondary pricing source; prices reported by its custodian, its investment consultant and third-party investment advisors. Additionally, the Company compares changes in the reported market values and returns to relevant market indices to test the reasonableness of the reported prices. The Company’s internal price verification procedures and review of fair value methodology documentation provided by independent pricing services have not historically resulted in an adjustment in the prices obtained from the pricing service.

In instances in which the inputs used to measure fair value fall into different levels of the fair value hierarchy, the fair value measurement has been determined based on the lowest-level input that is significant to the fair value measurement in its entirety. The Company’s assessment of the significance of a particular item to the fair value measurement in its entirety requires judgment, including the consideration of inputs specific to the asset or liability.

**A. Fair Value**

**(1) Fair Value Measurements at Reporting Date**

The following tables present information about the Company’s financial assets that are measured and reported at fair value at June 30, 2021 and December 31, 2020, in the statutory basis statements of admitted assets, liabilities, and capital and surplus according to the valuation techniques the Company used to determine their fair values:

Description for Each Class of Asset or Liability	June 30, 2021				Total
	(Level 1)	(Level 2)	(Level 3)	Net Asset Value (NAV)	
a. Assets at fair value:					
Perpetual preferred stock:					
Industrial and misc Parent, subsidiaries, and affiliates	\$ -	\$ -	\$ -	\$ -	\$ -
Total perpetual preferred stocks	-	-	-	-	-
Bonds:					
U.S. governments	2,357,506	-	-	-	2,357,506
Industrial and misc	-	-	-	-	-
Hybrid securities	-	-	-	-	-
Parent, subsidiaries, and affiliates	-	-	-	-	-
Total bonds	2,357,506	-	-	-	2,357,506
Common stock:					
Industrial and misc	-	-	-	-	-
Parent, subsidiaries, and affiliates	-	-	-	-	-
Total common stock	-	-	-	-	-
Derivative assets:					
Interest rate contracts	-	-	-	-	-
Foreign exchange contracts	-	-	-	-	-
Credit contracts	-	-	-	-	-
Commodity futures contracts	-	-	-	-	-
Commodity forward contracts	-	-	-	-	-
Total derivatives	-	-	-	-	-
Money-market funds	9,964,246	-	-	-	9,964,246
Qualified cash pool	81,294,916	-	-	-	81,294,916
Separate account assets	-	-	-	-	-
Total assets at fair value/NAV	\$ 93,616,668	\$ -	\$ -	\$ -	\$ 93,616,668
b. Liabilities at fair value:					
Derivative liabilities	\$ -	\$ -	\$ -	\$ -	\$ -
Total liabilities at fair value	\$ -	\$ -	\$ -	\$ -	\$ -

## STATEMENT AS OF JUNE 30, 2021 OF THE UnitedHealthcare of New England, Inc.

Description for Each Class of Asset or Liability	December 31, 2020				Total
	(Level 1)	(Level 2)	(Level 3)	Net Asset Value (NAV)	
a. Assets at fair value:					
Perpetual preferred stock:					
Industrial and misc Parent, subsidiaries, and affiliates	\$ -	\$ -	\$ -	\$ -	\$ -
Total perpetual preferred stocks	-	-	-	-	-
Bonds:					
U.S. governments	4,492,494	-	-	-	4,492,494
Industrial and misc	-	-	-	-	-
Hybrid securities	-	-	-	-	-
Parent, subsidiaries, and affiliates	-	-	-	-	-
Total bonds	4,492,494	-	-	-	4,492,494
Common stock:					
Industrial and misc	-	-	-	-	-
Parent, subsidiaries, and affiliates	-	-	-	-	-
Total common stock	-	-	-	-	-
Derivative assets:					
Interest rate contracts	-	-	-	-	-
Foreign exchange contracts	-	-	-	-	-
Credit contracts	-	-	-	-	-
Commodity futures contracts	-	-	-	-	-
Commodity forward contracts	-	-	-	-	-
Total derivatives	-	-	-	-	-
Money-market funds	17,208,562	-	-	-	17,208,562
Qualified cash pool	72,069,395	-	-	-	72,069,395
Separate account assets	-	-	-	-	-
Total assets at fair value/NAV	\$ 93,770,451	\$ -	\$ -	\$ -	\$ 93,770,451
b. Liabilities at fair value:					
Derivative liabilities	\$ -	\$ -	\$ -	\$ -	\$ -
Total liabilities at fair value	\$ -	\$ -	\$ -	\$ -	\$ -

- (2) The Company does not have any financial assets with a fair value hierarchy of Level 3 that were measured and reported at fair value for the six months ended June 30, 2021 and the year ended December 31, 2020.
- (3) Transfers between fair value hierarchy levels, if any, are recorded as of the beginning of the reporting period in which the transfer occurs. There were no transfers between Levels 1, 2, or 3 of any financial assets or liabilities during the six months ended June 30, 2021 and the year ended December 31, 2020.
- (4) The Company has no investments reported with a fair value hierarchy of Level 2 or Level 3 as of June 30, 2021 and December 31, 2020 and therefore has no valuation technique to disclose.
- (5) The Company has no derivative assets and liabilities to disclose.

**B. Fair Value Combination** — Not applicable.



**C. Aggregate Fair Value Hierarchy**

The aggregate fair value by hierarchy of all financial instruments as of June 30, 2021 and December 31, 2020, is presented in the table below:

Type of Financial Instrument	June 30, 2021					Net Asset Value (NAV)	Not Practicable (Carrying Value)
	Aggregate Fair Value	Admitted Assets	(Level 1)	(Level 2)	(Level 3)		
U.S. government and agency securities	\$ 81,507,604	\$ 78,308,895	\$ 35,852,430	\$ 45,655,174	\$ -	\$ -	\$ -
State and agency municipal securities	29,394,908	27,624,823	-	29,394,908	-	-	-
City and county municipal securities	22,299,029	21,061,369	-	22,299,029	-	-	-
Corporate debt securities	151,979,336	150,195,059	-	151,979,336	-	-	-
Cash equivalents	91,259,162	91,259,162	91,259,162	-	-	-	-
<b>Total bonds and cash equivalents</b>	<b>\$ 376,440,039</b>	<b>\$ 368,449,308</b>	<b>\$ 127,111,592</b>	<b>\$ 249,328,447</b>	<b>\$ -</b>	<b>\$ -</b>	<b>\$ -</b>

Type of Financial Instrument	December 31, 2020					Net Asset Value (NAV)	Not Practicable (Carrying Value)
	Aggregate Fair Value	Admitted Assets	(Level 1)	(Level 2)	(Level 3)		
U.S. government and agency securities	\$ 84,641,635	\$ 79,845,942	\$ 38,274,497	\$ 46,367,138	\$ -	\$ -	\$ -
State and agency municipal securities	29,959,570	27,898,482	-	29,959,570	-	-	-
City and county municipal securities	21,776,444	20,277,713	-	21,776,444	-	-	-
Corporate debt securities	140,970,401	136,340,155	-	140,970,401	-	-	-
Cash equivalents	89,277,957	89,277,957	89,277,957	-	-	-	-
<b>Total bonds and cash equivalents</b>	<b>\$ 366,626,007</b>	<b>\$ 353,640,249</b>	<b>\$ 127,552,454</b>	<b>\$ 239,073,553</b>	<b>\$ -</b>	<b>\$ -</b>	<b>\$ -</b>

**D. Not Practicable to Estimate Fair Value** — Not applicable.

**E. Investments Measured Using the NAV Practical Expedient** — Not applicable.

**21. OTHER ITEMS****COVID-19 Trends and Uncertainties**

The COVID-19 pandemic continues to evolve and the ultimate impact on the Company and its statutory basis results of operations, financial condition and cash flows remains unknown and is dependent on the future pacing of the pandemic and general economic uncertainty.

**A-I.** No significant change.

**22. EVENTS SUBSEQUENT**

Subsequent events have been evaluated through August 12, 2021, which is the date these statutory basis financial statements were available for issuance.

**TYPE I — Recognized Subsequent Events**

Any material Type I events subsequent to June 30, 2021, have been recognized in the statutory basis financial statements and corresponding disclosures.

**TYPE II — Non-Recognized Subsequent Events**

There are no material non-recognized Type II events that require disclosure.

**23. REINSURANCE**

**A-E.** No significant change.

**24. RETROSPECTIVELY RATED CONTRACTS AND CONTRACTS SUBJECT TO REDETERMINATION**

**A-B.** No significant change.

**C.** Pursuant to the ACA, the Company's commercial business is subject to retrospectively rated features based on the actual medical loss ratios experienced on the commercial lines of business and redetermination features for premium adjustments for changes to each member's health scores based on guidelines determined by the ACA. The total amount of direct premiums written for the commercial lines of business for which a portion is subject to the retrospectively rated and redetermination features was \$2,710,829 and \$6,336,048, representing 0% of total direct premiums written as of June 30, 2021 and December 31, 2020, respectively.

Pursuant to the ACA, the Company's Medicare business is subject to retrospectively rated features based on the actual medical loss ratios experienced on the Medicare line of business and redetermination features for premium adjustments for changes to each member's health scores based on guidelines determined by CMS. The formula is calculated pursuant to the ACA guidance. The total

STATEMENT AS OF JUNE 30, 2021 OF THE UnitedHealthcare of New England, Inc.

amount of direct premiums written for the Medicare line of business for which a portion is subject to the retrospectively rated and redetermination features was \$479,307,164 and \$905,136,716, representing 60% and 62% of total direct premiums written as of June 30, 2021 and December 31, 2020, respectively.

The Company has Medicare Part D risk-corridor amounts from CMS which are subject to a retrospectively rated feature related to Part D premiums. The Company has estimated accrued retrospective premiums related to certain Part D premiums based on guidelines determined by CMS. The formula is tiered and based on the bid medical loss ratio. The amount of Medicare Part D direct premiums written subject to the retrospectively rated feature was \$15,391,828 and \$29,625,019, representing 2% of total direct premiums written as of June 30, 2021 and December 31, 2020, respectively.

CMS has released the final Medicaid Managed Care Rule which is subject to each State's administration elections. This rule is the first major update to the Medicaid Managed Care regulations in more than a decade. Many items including a minimum loss ratio requirement were implemented for contracts with an effective date starting on or after July 1, 2017 while other elements of the regulation will be implemented over the following decade. Pursuant to the regulations, for contracts effective on or after July 1, 2017 premiums associated with the Company's Medicaid line of business is subject to retrospectively rated features based on the actual medical loss ratios experienced on this product. The calculation is pursuant to the Medicaid Managed Care guidance. The total amount of direct premiums written for the Medicaid line of business for which a portion is subject to the retrospectively rated and redetermination features was \$321,611,959 and \$555,196,168, representing 40% and 38% of total direct premiums written as of June 30, 2021 and December 31, 2020, respectively.

- D. The Company is required to maintain specific minimum loss ratios on the comprehensive commercial and Medicare lines of business. The Company's actual loss ratios on the comprehensive commercial was in excess of the minimum requirements and as a result, no minimum medical loss ratio rebate liability was required to be established at June 30, 2021 and December 31, 2020. The following table discloses the minimum medical loss ratio rebate liability for the Medicare line of business which is included in aggregate health policy reserves in the statutory basis statements of admitted assets, liabilities, and capital and surplus for the six months ended June 30, 2021 and the year ended December 31, 2020:

	1 Individual	2 Small Group Employer	3 Large Group Employer	4 Other Categories with Rebates	5 Total
Prior reporting year					
(1) Medical loss ratio rebates incurred	\$ -	\$ -	\$ -	\$ 27,406,965	\$ 27,406,965
(2) Medical loss ratio rebates paid	-	-	-	-	-
(3) Medical loss rebates unpaid	-	-	-	27,472,424	27,472,424
(4) Plus reinsurance assumed amounts	XXX	XXX	XXX	XXX	-
(5) Less reinsurance ceded amounts	XXX	XXX	XXX	XXX	-
(6) Rebates unpaid net of reinsurance	XXX	XXX	XXX	XXX	27,472,424
Current reporting year-to-date					
(7) Medical loss ratio rebates incurred	-	36,561	-	721,442	758,003
(8) Medical loss ratio rebates paid	-	-	-	-	-
(9) Medical loss rebates unpaid	-	36,561	-	28,193,866	28,230,427
(10) Plus reinsurance assumed amounts	XXX	XXX	XXX	XXX	-
(11) Less reinsurance ceded amounts	XXX	XXX	XXX	XXX	-
(12) Rebates unpaid net of reinsurance	XXX	XXX	XXX	XXX	28,230,427

E. Risk-Sharing Provisions of the Affordable Care Act

- (1) The Company has accident and health insurance premiums in 2021 and 2020 subject to the risk-sharing provisions of the ACA.

The ACA imposed fees and premium stabilization provisions on health insurance issuers offering comprehensive commercial health insurance. The three premium stabilization programs are commonly referred to as the 3Rs – risk adjustment, reinsurance, and risk corridors.

**Risk Adjustment** – The permanent risk adjustment program, designed to mitigate the potential impact of adverse selection and provide stability for health insurance issuers, applies to all non-grandfathered plans not subject to transitional relief in the individual and small group markets both inside and outside of the insurance exchanges. The risk adjustments and distributions are calculated using a high-cost risk pool which adds a reinsurance-like element to this program. The operation of the high-cost risk pools excludes a percentage of costs above a threshold level determined by federal regulations. The program operates two national high-cost risk pools, one for individuals and one for small groups. The data used by CMS to determine the risk adjustment amount is subject to risk adjustment data validation audits along with the true-up to the final CMS report, which may result in a material change to arrive at the final risk adjustment amount from the initial risk adjustment estimate recorded. The risk adjustment data validation audit for 2017 and 2018 have been finalized and any adjustments included in net premium income in the statutory basis financial statements in the period in which the amount became known. The remaining audits for the open years have not been completed. Estimates related to the open years have incorporated CMS Final Rule on Amendments to the U.S. Department of Health &

Human Services ("HHS") operated Risk Adjustment Data Validation under the ACA's HHS-operated Risk Adjustment Program published December 1, 2020 and any estimated amounts receivable from or due to CMS are included in accrued retrospective premiums, and aggregate health policy reserves, respectively, in the statutory basis statements of assets, liabilities, and capital and surplus. Premium adjustments pursuant to the risk adjustment program are accounted for as premium subject to redetermination and user fees are accounted for as assessments.

**Reinsurance** – The transitional reinsurance program was designed to protect issuers in the individual market from an expected increase in large claims due to the elimination of preexisting condition limitations. The transitional reinsurance program was effective from 2014 through 2016 and applied to all issuers of major medical commercial products and third-party administrators. Contributions attributable to enrollees in ACA compliant individual plans, including program administrative costs, were accounted for as ceded premium and payments received were accounted for as ceded benefit recoveries. The portion of the individual contributions earmarked for the U.S. Treasury was accounted for as an assessment. Contributions made for enrollees in fully insured plans other than ACA compliant individual plans, including program administrative costs and payments to the U.S. Treasury, were treated as assessments.

**Risk Corridors** – The temporary risk corridors program, designed to provide some aggregate protection against variability for issuers in the individual and small group markets during the period 2014 through 2016, applied to Qualified Health Plans in the individual and small group markets both inside and outside of the insurance exchanges.

- (2) The following table presents the current year impact of risk-sharing provisions of the ACA on assets, liabilities and operations.

<b>a. Permanent ACA Risk Adjustment Program</b>	<b>June 30, 2021</b>
<u>Assets</u>	
1. Premium adjustments receivable due to ACA Risk Adjustment (including high risk pool payments)	\$ 123,431
<u>Liabilities</u>	
2. Risk adjustment user fees payable for ACA Risk Adjustment	3,801
3. Premium adjustments payable due to ACA Risk Adjustment (including high risk pool premium)	454,598
<u>Operations (Revenue &amp; Expense)</u>	
4. Reported as revenue in premium for accident and health contracts (written/collected) due to ACA Risk Adjustment	(87,866)
5. Reported in expenses as ACA risk adjustment user fees (incurred/paid)	1,495
<b>b. Transitional ACA Reinsurance Program</b>	
<u>Assets</u>	
1. Amounts recoverable for claims paid due to ACA Reinsurance	\$ -
2. Amounts recoverable for claims unpaid due to ACA Reinsurance (Contra Liability)	-
3. Amounts receivable relating to uninsured plans for contributions for ACA Reinsurance	-
<u>Liabilities</u>	
4. Liabilities for contributions payable due to ACA Reinsurance - not reported as ceded premium	-
5. Ceded reinsurance premiums payable due to ACA Reinsurance	-
6. Liability for amounts held under uninsured plans contributions for ACA Reinsurance	-
<u>Operations (Revenue &amp; Expense)</u>	
7. Ceded reinsurance premiums due to ACA Reinsurance	-
8. Reinsurance recoveries (income statement) due to ACA reinsurance payments or expected payments	-
9. ACA Reinsurance contributions - not reported as ceded premium	-
<b>c. Temporary ACA Risk Corridors Program</b>	
<u>Assets</u>	
1. Accrued retrospective premium due to ACA Risk Corridors	\$ -
<u>Liabilities</u>	
2. Reserve for rate credits or policy experience rating refunds due to ACA Risk Corridors	-
<u>Operations (Revenue &amp; Expense)</u>	
3. Effect of ACA Risk Corridors on net premium income (paid/received)	-
4. Effect of ACA Risk Corridors on change in reserves for rate credits	-

STATEMENT AS OF JUNE 30, 2021 OF THE UnitedHealthcare of New England, Inc.

(3) The following table is a rollforward of the prior year ACA risk-sharing provisions for asset and liability balances, along with reasons for adjustments to prior year balances:

	Accrued During the Prior Year on Business Written before December 31 of the Prior Year		Received or Paid as of the Current Year on Business Written before December 31 of the Prior Year		Differences		Adjustments		Unsettled Balances as of the Reporting Date		
	1	2	3	4	Prior Year Accrued Less Payments (Col 1 - 3)	Prior Year Accrued Less Payments (Col 2 - 4)	To Prior Year Balances	To Prior Year Balances	Cumulative Balance from Prior Years (Col 1 - 3 + 7)	Cumulative Balance from Prior Years (Col 2 - 4 + 8)	
	Receivable	(Payable)	Receivable	(Payable)	5	6	7	8	9	10	
a. Permanent ACA Risk Adjustment Program											
1. Premium adjustment receivable (including high risk pool payments)	\$ 7,922	\$ -	\$ -	\$ -	\$ 7,922	\$ -	\$ (7,922)	\$ -	A	\$ -	\$ -
2. Premium adjustment (payable) (including high risk pool premium)	-	(251,223)	-	-	-	(251,223)	-	(192,039)	B	-	(443,262)
3. Subtotal ACA Permanent Risk Adjustment Program	7,922	(251,223)	-	-	7,922	(251,223)	(7,922)	(192,039)		-	(443,262)
b. Transitional ACA Reinsurance Program											
1. Amounts recoverable for claims paid	-	-	-	-	-	-	-	-	C	-	-
2. Amounts recoverable for claims unpaid (contra liability)	-	-	-	-	-	-	-	-	D	-	-
3. Amounts receivable relating to uninsured plans	-	-	-	-	-	-	-	-	E	-	-
4. Liabilities for contributions payable due to ACA Reinsurance—not reported as ceded premium	-	-	-	-	-	-	-	-	F	-	-
5. Ceded reinsurance premiums payable	-	-	-	-	-	-	-	-	G	-	-
6. Liability for amounts held under uninsured plans	-	-	-	-	-	-	-	-	H	-	-
7. Subtotal ACA Transitional Reinsurance Program	-	-	-	-	-	-	-	-		-	-
c. Temporary ACA Risk Corridors Program											
1. Accrued retrospective premium	-	-	-	-	-	-	-	-	I	-	-
2. Reserve for rate credits or policy experience rating refunds	-	-	-	-	-	-	-	-	J	-	-
3. Subtotal ACA Risk Corridors Program	-	-	-	-	-	-	-	-		-	-
d. Total for ACA Risk-Sharing Provisions	\$ 7,922	\$(251,223)	\$ -	\$ -	\$ 7,922	\$(251,223)	\$(7,922)	\$(192,039)		\$ -	\$(443,262)

**Explanation of Adjustments**

A. The risk adjustment receivable as of December 31, 2020 utilized paid claims through October 31, 2020. As of the Reporting Date, the risk adjustment receivable related to prior periods was adjusted based on the CMS' Summary Report on Permanent Risk Adjustment Transfers for the 2020 Benefit Year. The risk adjustment receivable was further adjusted based on CMS' Updated Summary Report of 2017 Benefit Year Risk Adjustment Data Validation Adjustments to Risk Adjustment Transfers published January 15, 2021 and CMS' Final Rule amending Risk Adjustment Data Validation beginning with the 2019 Benefit Year.

B. The risk adjustment payable as of December 31, 2020 utilized paid claims through October 31, 2020. As of the Reporting Date, the risk adjustment receivable related to prior periods was adjusted based on the CMS' Summary Report on Permanent Risk Adjustment Transfers for the 2020 Benefit Year. The risk adjustment payable was further adjusted based on CMS' Updated Summary Report of 2017 Benefit Year Risk Adjustment Data Validation Adjustments to Risk Adjustment Transfers published January 15, 2021 and CMS' Final Rule amending Risk Adjustment Data Validation beginning with the 2019 Benefit Year.

C. N/A  
D. N/A  
E. N/A  
F. N/A  
G. N/A  
H. N/A  
I. N/A  
J. N/A

(4) The Company does not have any risk corridor receivables or payables to present in the table below.

Risk Corridors Program Year:	Accrued During the Prior Year on Business Written Before December 31 of the Prior Year		Received or Paid as of the Current Year on Business Written Before December 31 of the Prior Year		Differences		Adjustments		Unsettled Balances as of the Reporting Date		
	1	2	3	4	Prior Year Accrued Less Payments (Col 1-3)	Prior Year Accrued Less Payments (Col 2-4)	To Prior Year Balances	To Prior Year Balances	Cumulative Balance from Prior Years (Col 1-3+7)	Cumulative Balance from Prior Years (Col 2-4+8)	
	Receivable	(Payable)	Receivable	(Payable)	5	6	7	8	9	10	
a. 2014											
1. Accrued retrospective premium	\$ -	\$ -	\$ -	\$ -	\$ -	\$ -	\$ -	\$ -	A	\$ -	\$ -
2. Reserve for rate credits or policy experience rating refunds	-	-	-	-	-	-	-	-	B	-	-
b. 2015											
1. Accrued retrospective premium	-	-	-	-	-	-	-	-	C	-	-
2. Reserve for rate credits or policy experience rating refunds	-	-	-	-	-	-	-	-	D	-	-
c. 2016											
1. Accrued retrospective premium	-	-	-	-	-	-	-	-	E	-	-
2. Reserve for rate credits or policy experience rating refunds	-	-	-	-	-	-	-	-	F	-	-
d. Total for Risk Corridors	\$ -	\$ -	\$ -	\$ -	\$ -	\$ -	\$ -	\$ -		\$ -	\$ -

**Explanation of Adjustments**

A.  
B.  
C.  
D.  
E.  
F.

STATEMENT AS OF JUNE 30, 2021 OF THE UnitedHealthcare of New England, Inc.

(5) The following table discloses ACA risk corridor receivable balances by risk corridor program year.

	1	2	3	4	5	6
Risk Corridors Program Year:	Estimated Amount to be Filed or Final Amount Filed with CMS	Non-Accrued Amounts for Impairment or Other Reasons	Amounts received from CMS	Asset Balance (Gross of Non-admissions) (1-2-3)	Non-admitted Amount	Net Admitted Asset (4-5)
a. 2014	\$ 763	\$ -	\$ 763	\$ -	\$ -	\$ -
b. 2015	-	-	-	-	-	-
c. 2016	-	-	-	-	-	-
d. Total (a+b+c)	\$ 763	\$ -	\$ 763	\$ -	\$ -	\$ -

25. CHANGE IN INCURRED CLAIMS AND CLAIMS ADJUSTMENT EXPENSES

A. Changes in estimates related to the prior year incurred claims are included in total hospital and medical expenses in the current year in the statutory basis statements of operations. The following tables disclose paid claims, incurred claims, and the balance in claims unpaid, accrued medical incentive pool and bonus amounts, aggregate health claim reserves, health care and other amounts receivable and reinsurance recoverables at June 30, 2021 and December 31, 2020:

	June 30, 2021		
	Current Year Incurred Claims	Prior Years Incurred Claims	Total
Beginning of year claim reserve	\$ -	\$ (176,413,879)	\$ (176,413,879)
Paid claims—net of health care receivables and reinsurance recoveries collected	555,250,754	124,305,060	679,555,814
End of year claim reserve	153,688,288	13,186,205	166,874,493
Incurred claims excluding the change in health care receivables and reinsurance recoverables as presented below	708,939,042	(38,922,614)	670,016,428
Beginning of year health care receivables and reinsurance recoverables	-	27,441,823	27,441,823
End of year health care receivables and reinsurance recoverables	(31,198,775)	(3,350,833)	(34,549,608)
Total incurred claims	\$ 677,740,267	\$ (14,831,624)	\$ 662,908,643

\*Health care receivables excludes provider loans and advances not yet expensed of \$0 and \$0 for 2021 and 2020, respectively.

	December 31, 2020		
	Current Year Incurred Claims	Prior Years Incurred Claims	Total
Beginning of year claim reserve	\$ -	\$ (151,373,360)	\$ (151,373,360)
Paid claims—net of health care receivables* and reinsurance recoveries collected	1,044,046,238	106,165,372	1,150,211,610
End of year claim reserve	167,761,422	8,652,457	176,413,879
Incurred claims excluding the change in health care receivables and reinsurance recoverables as presented below	1,211,807,660	(36,555,531)	1,175,252,129
Beginning of year health care receivables* and reinsurance recoverables	-	39,718,857	39,718,857
End of year health care receivables* and reinsurance recoverables	(25,952,298)	(1,489,525)	(27,441,823)
Total incurred claims	\$ 1,185,855,362	\$ 1,673,801	\$ 1,187,529,163

\*Health care receivables excludes provider loans and advances not yet expensed of \$0 and \$538 for 2020 and 2019, respectively.

The liabilities for claims unpaid, accrued medical incentive pool and bonus amounts, aggregate health claim reserves, net of health care receivable and reinsurance recoverables as of December 31, 2020 was \$148,972,056. As of June 30, 2021, \$124,305,060 has been paid for incurred claims attributable to insured events of prior years. Reserves remaining for prior years, net of healthcare receivable and reinsurance recoverables are now \$9,835,372 as a result of re-estimation of unpaid claims. Therefore, there has been

STATEMENT AS OF JUNE 30, 2021 OF THE UnitedHealthcare of New England, Inc.

\$14,831,624 favorable prior year development since December 31, 2020 to June 30, 2021. The primary drivers consist of the favorable change of \$10,201,278 in retroactivity for inpatient, outpatient and physician, and \$7,186,510 as a result of a favorable change in the provision for adverse deviations in experience, partially offset by an unfavorable change of \$1,860,462 in risk share activity. At December 31, 2020, the Company recorded \$1,673,801 unfavorable prior year development related to a change of \$4,211,757 in risk share, \$1,517,501 in stop loss, \$1,094,628 in provider settlement; \$956,444 in capitation, \$352,418 in reinsurance, and \$313,668 in retroactivity for inpatient, outpatient and physician; partially offset by favorable development of \$6,716,777 as a result of a favorable change in the provision for adverse deviations in experience. Original estimates are increased or decreased, as additional information becomes known regarding individual claims, which could have an impact to the accruals for medical loss ratio rebates and retrospectively rated contracts. As a result of the prior year effects, on a regular basis, the Company adjusts revenue and the corresponding liability and/or receivable related to retrospectively rated policies and the impact of the change is included as a component of change in unearned premium reserves and reserve for rate credits in the statutory basis statements of operations.

The Company incurred claims adjustment expenses ("CAE") of \$26,106,991 and \$51,311,487 for the six months ended June 30, 2021 and the year ended December 31, 2020, respectively. These costs are included in the management service fees paid by the Company to UHS as a part of the Agreement. The following table discloses paid CAE, incurred CAE, and the balance in unpaid CAE reserve for the six months ended June 30, 2021 and the year ended December 31, 2020:

	June 30, 2021	December 31, 2020
Total claims adjustment expenses	\$ 26,106,991	\$ 51,311,487
Less: current year unpaid claims adjustment expenses	(1,246,733)	(1,156,247)
Add: prior year unpaid claims adjustment expenses	<u>1,156,247</u>	<u>1,153,055</u>
Total claims adjustment expenses paid	<u>\$ 26,016,505</u>	<u>\$ 51,308,295</u>

B. The Company did not make any significant changes in methodologies and assumptions used in the calculation of the liability for claims unpaid and unpaid CAE in 2021.

**26. INTERCOMPANY POOLING ARRANGEMENTS**

A-G. No significant change.

**27. STRUCTURED SETTLEMENTS**

A-B. No significant change.

**28. HEALTH CARE RECEIVABLES**

A. Pharmacy rebates receivable are recorded when reasonably estimated or billed by the affiliated pharmaceutical benefit manager in accordance with pharmaceutical rebate contract provisions. Information used to support rebates billed to the manufacturer is based on utilization information gathered by the pharmaceutical benefit manager and adjusted for significant changes in pharmaceutical contract provisions.

The Company evaluates admissibility of all pharmacy rebates receivable based on the administration of each underlying pharmaceutical benefit management agreement. The Company has non-admitted and excluded all pharmacy rebates receivable that do not meet the admissibility criteria of SSAP No. 84, *Health Care and Government Insured Plan Receivables* ("SSAP No. 84") from the statutory basis statements of admitted assets, liabilities, and capital and surplus.

STATEMENT AS OF JUNE 30, 2021 OF THE UnitedHealthcare of New England, Inc.

For each pharmaceutical management agreement for which a portion of the total pharmacy rebates receivable can be admitted based on the admissibility criteria of SSAP No. 84, the pharmacy rebate transaction history is summarized as follows:

Quarter	Estimated Pharmacy Rebates as Reported on Financial Statements	Pharmacy Rebates as Billed or Otherwise Confirmed	Actual Rebates Received within 90 Days of Billing	Actual Rebates Received within 91 to 180 Days of Billing	Actual Rebates Received More than 180 Days After Billing
6/30/2021	\$ 20,430,061	\$ 6,780,389	\$ -	\$ -	\$ -
3/31/2021	20,367,318	19,916,759	11,173,065	-	-
12/31/2020	17,188,497	16,964,198	13,469,974	2,890,964	-
9/30/2020	16,857,695	16,821,678	13,841,799	2,368,500	116,813
6/30/2020	16,884,654	16,760,247	13,566,548	2,525,664	127,341
3/31/2020	17,052,463	16,926,346	6,371,604	10,225,103	146,298
12/31/2019	15,187,697	15,467,640	11,383,470	2,790,752	970,601
9/30/2019	14,964,097	15,113,632	11,002,671	2,720,992	1,185,623
6/30/2019	15,219,293	15,203,189	10,377,693	4,284,234	381,289
3/31/2019	15,373,602	15,079,376	11,918,966	1,747,268	1,290,277
12/31/2018	12,522,148	12,843,533	10,450,747	2,323,116	544,559
9/30/2018	12,395,796	12,875,873	9,647,796	1,994,735	980,936

Of the amount reported as health care and other amounts receivable, \$28,809,765 and \$23,350,606 relates to pharmacy rebates receivable as of June 30, 2021 and December 31, 2020, respectively.

In addition, the Company also admitted \$3,370,427 and \$2,141,391 for receivables from the State of Rhode Island for the stop loss program as of June 30, 2021 and December 31, 2020, respectively, which are included in health care and other amounts receivable in the statutory basis statements of admitted assets, liabilities, and capital and surplus.

B. The Company does not have any risk-sharing receivables.

**29. PARTICIPATING POLICIES**

No significant change.

**30. PREMIUM DEFICIENCY RESERVES**

The Company has not recorded any PDR as of June 30, 2021 and December 31, 2020. The analysis of PDR was completed as of June 30, 2021 and December 31, 2020. The Company did consider anticipated investment income when calculating the PDR.

The following table summarizes the Company's PDR as of June 30, 2021 and December 31, 2020:

June 30, 2021	
1. Liability carried for premium deficiency reserves	\$ -
2. Date of the most recent evaluation of this liability	06/30/2021
3. Was anticipated investment income utilized in this calculation?	Yes <input checked="" type="checkbox"/> No <input type="checkbox"/>
December 31, 2020	
1. Liability carried for premium deficiency reserves	\$ -
2. Date of the most recent evaluation of this liability	12/31/2020
3. Was anticipated investment income utilized in this calculation?	Yes <input checked="" type="checkbox"/> No <input type="checkbox"/>

**31. ANTICIPATED SALVAGE AND SUBROGATION**

No significant change.

**GENERAL INTERROGATORIES****PART 1 - COMMON INTERROGATORIES****GENERAL**

- 1.1 Did the reporting entity experience any material transactions requiring the filing of Disclosure of Material Transactions with the State of Domicile, as required by the Model Act? ..... Yes [ ] No [ X ]
- 1.2 If yes, has the report been filed with the domiciliary state? ..... Yes [ ] No [ ]
- 2.1 Has any change been made during the year of this statement in the charter, by-laws, articles of incorporation, or deed of settlement of the reporting entity? ..... Yes [ ] No [ X ]
- 2.2 If yes, date of change: \_\_\_\_\_
- 3.1 Is the reporting entity a member of an Insurance Holding Company System consisting of two or more affiliated persons, one or more of which is an insurer? ..... Yes [ X ] No [ ]  
If yes, complete Schedule Y, Parts 1 and 1A.
- 3.2 Have there been any substantial changes in the organizational chart since the prior quarter end? ..... Yes [ ] No [ X ]
- 3.3 If the response to 3.2 is yes, provide a brief description of those changes.
- 3.4 Is the reporting entity publicly traded or a member of a publicly traded group? ..... Yes [ X ] No [ ]
- 3.5 If the response to 3.4 is yes, provide the CIK (Central Index Key) code issued by the SEC for the entity/group. .... 0000731766
- 4.1 Has the reporting entity been a party to a merger or consolidation during the period covered by this statement? ..... Yes [ ] No [ X ]  
If yes, complete and file the merger history data file with the NAIC.
- 4.2 If yes, provide the name of the entity, NAIC Company Code, and state of domicile (use two letter state abbreviation) for any entity that has ceased to exist as a result of the merger or consolidation.

1 Name of Entity	2 NAIC Company Code	3 State of Domicile

5. If the reporting entity is subject to a management agreement, including third-party administrator(s), managing general agent(s), attorney-in-fact, or similar agreement, have there been any significant changes regarding the terms of the agreement or principals involved? ..... Yes [ ] No [ X ] N/A [ ]  
If yes, attach an explanation.
- 6.1 State as of what date the latest financial examination of the reporting entity was made or is being made. .... 12/31/2018
- 6.2 State the as of date that the latest financial examination report became available from either the state of domicile or the reporting entity. This date should be the date of the examined balance sheet and not the date the report was completed or released. .... 12/31/2018
- 6.3 State as of what date the latest financial examination report became available to other states or the public from either the state of domicile or the reporting entity. This is the release date or completion date of the examination report and not the date of the examination (balance sheet date). .... 06/11/2020
- 6.4 By what department or departments?  
Rhode Island Department of Business Regulation
- 6.5 Have all financial statement adjustments within the latest financial examination report been accounted for in a subsequent financial statement filed with Departments? ..... Yes [ ] No [ ] N/A [ X ]
- 6.6 Have all of the recommendations within the latest financial examination report been complied with? ..... Yes [ ] No [ ] N/A [ X ]
- 7.1 Has this reporting entity had any Certificates of Authority, licenses or registrations (including corporate registration, if applicable) suspended or revoked by any governmental entity during the reporting period? ..... Yes [ ] No [ X ]
- 7.2 If yes, give full information:
- 8.1 Is the company a subsidiary of a bank holding company regulated by the Federal Reserve Board? ..... Yes [ ] No [ X ]
- 8.2 If response to 8.1 is yes, please identify the name of the bank holding company.
- 8.3 Is the company affiliated with one or more banks, thrifts or securities firms? ..... Yes [ X ] No [ ]
- 8.4 If response to 8.3 is yes, please provide below the names and location (city and state of the main office) of any affiliates regulated by a federal regulatory services agency [i.e. the Federal Reserve Board (FRB), the Office of the Comptroller of the Currency (OCC), the Federal Deposit Insurance Corporation (FDIC) and the Securities Exchange Commission (SEC)] and identify the affiliate's primary federal regulator.

1 Affiliate Name	2 Location (City, State)	3 FRB	4 OCC	5 FDIC	6 SEC
Optum Bank, Inc. ....	Salt Lake City, UT .....	NO	NO	YES	NO



**GENERAL INTERROGATORIES**

- 9.1 Are the senior officers (principal executive officer, principal financial officer, principal accounting officer or controller, or persons performing similar functions) of the reporting entity subject to a code of ethics, which includes the following standards? ..... Yes  No   
 (a) Honest and ethical conduct, including the ethical handling of actual or apparent conflicts of interest between personal and professional relationships;  
 (b) Full, fair, accurate, timely and understandable disclosure in the periodic reports required to be filed by the reporting entity;  
 (c) Compliance with applicable governmental laws, rules and regulations;  
 (d) The prompt internal reporting of violations to an appropriate person or persons identified in the code; and  
 (e) Accountability for adherence to the code.
- 9.11 If the response to 9.1 is No, please explain: .....
- 9.2 Has the code of ethics for senior managers been amended? ..... Yes  No   
 9.21 If the response to 9.2 is Yes, provide information related to amendment(s).  
 Non-material updates to existing code
- 9.3 Have any provisions of the code of ethics been waived for any of the specified officers? ..... Yes  No   
 9.31 If the response to 9.3 is Yes, provide the nature of any waiver(s).

**FINANCIAL**

- 10.1 Does the reporting entity report any amounts due from parent, subsidiaries or affiliates on Page 2 of this statement? ..... Yes  No   
 10.2 If yes, indicate any amounts receivable from parent included in the Page 2 amount: ..... \$ .....0

**INVESTMENT**

- 11.1 Were any of the stocks, bonds, or other assets of the reporting entity loaned, placed under option agreement, or otherwise made available for use by another person? (Exclude securities under securities lending agreements.) ..... Yes  No   
 11.2 If yes, give full and complete information relating thereto: .....
12. Amount of real estate and mortgages held in other invested assets in Schedule BA: ..... \$ .....0  
 13. Amount of real estate and mortgages held in short-term investments: ..... \$ .....0
- 14.1 Does the reporting entity have any investments in parent, subsidiaries and affiliates? ..... Yes  No   
 14.2 If yes, please complete the following:
- |   | 1<br>Prior Year-End<br>Book/Adjusted<br>Carrying Value | 2<br>Current Quarter<br>Book/Adjusted<br>Carrying Value |
|---|--|---|
| 14.21 Bonds .....   | \$ .....0  | \$ .....0   |
| 14.22 Preferred Stock .....   | \$ .....0  | \$ .....0   |
| 14.23 Common Stock .....  | \$ .....0  | \$ .....0   |
| 14.24 Short-Term Investments .....  | \$ .....0  | \$ .....0   |
| 14.25 Mortgage Loans on Real Estate .....   | \$ .....0  | \$ .....0   |
| 14.26 All Other .....   | \$ .....0  | \$ .....0   |
| 14.27 Total Investment in Parent, Subsidiaries and Affiliates (Subtotal Lines 14.21 to 14.26) ..... | \$ .....0  | \$ .....0   |
| 14.28 Total Investment in Parent included in Lines 14.21 to 14.26 above .....                       | \$ .....0  | \$ .....0   |
- 15.1 Has the reporting entity entered into any hedging transactions reported on Schedule DB? ..... Yes  No   
 15.2 If yes, has a comprehensive description of the hedging program been made available to the domiciliary state? ..... Yes  No  N/A   
 If no, attach a description with this statement.
16. For the reporting entity's security lending program, state the amount of the following as of the current statement date:
- 16.1 Total fair value of reinvested collateral assets reported on Schedule DL, Parts 1 and 2 ..... \$ .....0  
 16.2 Total book adjusted/carrying value of reinvested collateral assets reported on Schedule DL, Parts 1 and 2 ..... \$ .....0  
 16.3 Total payable for securities lending reported on the liability page ..... \$ .....0

**GENERAL INTERROGATORIES**

17. Excluding items in Schedule E - Part 3 - Special Deposits, real estate, mortgage loans and investments held physically in the reporting entity's offices, vaults or safety deposit boxes, were all stocks, bonds and other securities, owned throughout the current year held pursuant to a custodial agreement with a qualified bank or trust company in accordance with Section 1, III - General Examination Considerations, F. Outsourcing of Critical Functions, Custodial or Safekeeping Agreements of the NAIC Financial Condition Examiners Handbook? ..... Yes  No
- 17.1 For all agreements that comply with the requirements of the NAIC Financial Condition Examiners Handbook, complete the following:

1 Name of Custodian(s)	2 Custodian Address
Bank of New York Mellon .....	Global Liquidity Services, 1 Wall St, 14th Floor, New York NY 10286 .....
Northern Trust .....	50 S. LaSalle, Chicago, IL 60675 .....

- 17.2 For all agreements that do not comply with the requirements of the NAIC Financial Condition Examiners Handbook, provide the name, location and a complete explanation:

1 Name(s)	2 Location(s)	3 Complete Explanation(s)

- 17.3 Have there been any changes, including name changes, in the custodian(s) identified in 17.1 during the current quarter? ..... Yes  No

- 17.4 If yes, give full information relating thereto:

1 Old Custodian	2 New Custodian	3 Date of Change	4 Reason

- 17.5 Investment management – Identify all investment advisors, investment managers, broker/dealers, including individuals that have the authority to make investment decisions on behalf of the reporting entity. For assets that are managed internally by employees of the reporting entity, note as such. ["...that have access to the investment accounts"; "...handle securities"]

1 Name of Firm or Individual	2 Affiliation
BlackRock Financial Management, Inc .....	U .....
DWS Investment Management Americas Inc. ....	U .....

- 17.5097 For those firms/individuals listed in the table for Question 17.5, do any firms/individuals unaffiliated with the reporting entity (i.e. designated with a "U") manage more than 10% of the reporting entity's invested assets? ..... Yes  No

- 17.5098 For firms/individuals unaffiliated with the reporting entity (i.e. designated with a "U") listed in the table for Question 17.5, does the total assets under management aggregate to more than 50% of the reporting entity's invested assets? ..... Yes  No

- 17.6 For those firms or individuals listed in the table for 17.5 with an affiliation code of "A" (affiliated) or "U" (unaffiliated), provide the information for the table below.

1 Central Registration Depository Number	2 Name of Firm or Individual	3 Legal Entity Identifier (LEI)	4 Registered With	5 Investment Management Agreement (IMA) Filed
107105 .....	BlackRock Financial Management, Inc .....	549300LVXY1VJKE13MB4 .....	SEC .....	NO .....
104518 .....	DWS Investment Management Americas Inc. ....	C283K4EEEXBQVCT3B128 .....	SEC .....	NO .....

- 18.1 Have all the filing requirements of the Purposes and Procedures Manual of the NAIC Investment Analysis Office been followed? ..... Yes  No

- 18.2 If no, list exceptions:

19. By self-designating 5GI securities, the reporting entity is certifying the following elements for each self-designated 5GI security:
- Documentation necessary to permit a full credit analysis of the security does not exist or an NAIC CRP credit rating for an FE or PL security is not available.
  - Issuer or obligor is current on all contracted interest and principal payments.
  - The insurer has an actual expectation of ultimate payment of all contracted interest and principal.

- Has the reporting entity self-designated 5GI securities? ..... Yes  No

20. By self-designating PLGI securities, the reporting entity is certifying the following elements of each self-designated PLGI security:
- The security was purchased prior to January 1, 2018.
  - The reporting entity is holding capital commensurate with the NAIC Designation reported for the security.
  - The NAIC Designation was derived from the credit rating assigned by an NAIC CRP in its legal capacity as a NRSRO which is shown on a current private letter rating held by the insurer and available for examination by state insurance regulators.
  - The reporting entity is not permitted to share this credit rating of the PL security with the SVO.

- Has the reporting entity self-designated PLGI securities? ..... Yes  No

21. By assigning FE to a Schedule BA non-registered private fund, the reporting entity is certifying the following elements of each self-designated FE fund:
- The shares were purchased prior to January 1, 2019.
  - The reporting entity is holding capital commensurate with the NAIC Designation reported for the security.
  - The security had a public credit rating(s) with annual surveillance assigned by an NAIC CRP in its legal capacity as an NRSRO prior to January 1, 2019.
  - The fund only or predominantly holds bonds in its portfolio.
  - The current reported NAIC Designation was derived from the public credit rating(s) with annual surveillance assigned by an NAIC CRP in its legal capacity as an NRSRO.
  - The public credit rating(s) with annual surveillance assigned by an NAIC CRP has not lapsed.

- Has the reporting entity assigned FE to Schedule BA non-registered private funds that complied with the above criteria? ..... Yes  No

## GENERAL INTERROGATORIES

### PART 2 - HEALTH

1. Operating Percentages:
- 1.1 A&H loss percent .....86.6 %
- 1.2 A&H cost containment percent .....2.5 %
- 1.3 A&H expense percent excluding cost containment expenses .....7.7 %
- 2.1 Do you act as a custodian for health savings accounts? ..... Yes [ ] No [ X ]
- 2.2 If yes, please provide the amount of custodial funds held as of the reporting date ..... \$ .....
- 2.3 Do you act as an administrator for health savings accounts? ..... Yes [ ] No [ X ]
- 2.4 If yes, please provide the balance of the funds administered as of the reporting date ..... \$ .....
3. Is the reporting entity licensed or chartered, registered, qualified, eligible or writing business in at least two states? ..... Yes [ X ] No [ ]
- 3.1 If no, does the reporting entity assume reinsurance business that covers risks residing in at least one state other than the state of domicile of the reporting entity? ..... Yes [ ] No [ ]



**SCHEDULE T - PREMIUMS AND OTHER CONSIDERATIONS**

Current Year to Date - Allocated by States and Territories

States, etc.	1 Active Status (a)	Direct Business Only								
		2 Accident and Health Premiums	3 Medicare Title XVIII	4 Medicaid Title XIX	5 CHIP Title XXI	6 Federal Employees Health Benefits Program Premiums	7 Life and Annuity Premiums & Other Considerations	8 Property/Casualty Premiums	9 Total Columns 2 Through 8	10 Deposit-Type Contracts
1. Alabama AL	N	.0	.0	.0	.0	.0	.0	.0	.0	.0
2. Alaska AK	N	.0	.0	.0	.0	.0	.0	.0	.0	.0
3. Arizona AZ	N	.0	.0	.0	.0	.0	.0	.0	.0	.0
4. Arkansas AR	N	.0	.0	.0	.0	.0	.0	.0	.0	.0
5. California CA	N	.0	.0	.0	.0	.0	.0	.0	.0	.0
6. Colorado CO	N	.0	.0	.0	.0	.0	.0	.0	.0	.0
7. Connecticut CT	N	.0	.0	.0	.0	.0	.0	.0	.0	.0
8. Delaware DE	N	.0	.0	.0	.0	.0	.0	.0	.0	.0
9. District of Columbia DC	N	.0	.0	.0	.0	.0	.0	.0	.0	.0
10. Florida FL	N	.0	.0	.0	.0	.0	.0	.0	.0	.0
11. Georgia GA	N	.0	.0	.0	.0	.0	.0	.0	.0	.0
12. Hawaii HI	N	.0	.0	.0	.0	.0	.0	.0	.0	.0
13. Idaho ID	N	.0	.0	.0	.0	.0	.0	.0	.0	.0
14. Illinois IL	N	.0	.0	.0	.0	.0	.0	.0	.0	.0
15. Indiana IN	N	.0	.0	.0	.0	.0	.0	.0	.0	.0
16. Iowa IA	N	.0	.0	.0	.0	.0	.0	.0	.0	.0
17. Kansas KS	N	.0	.0	.0	.0	.0	.0	.0	.0	.0
18. Kentucky KY	N	.0	.0	.0	.0	.0	.0	.0	.0	.0
19. Louisiana LA	N	.0	.0	.0	.0	.0	.0	.0	.0	.0
20. Maine ME	N	.0	.0	.0	.0	.0	.0	.0	.0	.0
21. Maryland MD	N	.0	.0	.0	.0	.0	.0	.0	.0	.0
22. Massachusetts MA	I	.0	84,528,138	.0	.0	.0	.0	.0	84,528,138	.0
23. Michigan MI	N	.0	.0	.0	.0	.0	.0	.0	.0	.0
24. Minnesota MN	N	.0	.0	.0	.0	.0	.0	.0	.0	.0
25. Mississippi MS	N	.0	.0	.0	.0	.0	.0	.0	.0	.0
26. Missouri MO	N	.0	.0	.0	.0	.0	.0	.0	.0	.0
27. Montana MT	N	.0	.0	.0	.0	.0	.0	.0	.0	.0
28. Nebraska NE	N	.0	.0	.0	.0	.0	.0	.0	.0	.0
29. Nevada NV	N	.0	.0	.0	.0	.0	.0	.0	.0	.0
30. New Hampshire NH	I	.0	76,511,796	.0	.0	.0	.0	.0	76,511,796	.0
31. New Jersey NJ	N	.0	.0	.0	.0	.0	.0	.0	.0	.0
32. New Mexico NM	N	.0	.0	.0	.0	.0	.0	.0	.0	.0
33. New York NY	N	.0	.0	.0	.0	.0	.0	.0	.0	.0
34. North Carolina NC	N	.0	.0	.0	.0	.0	.0	.0	.0	.0
35. North Dakota ND	N	.0	.0	.0	.0	.0	.0	.0	.0	.0
36. Ohio OH	N	.0	.0	.0	.0	.0	.0	.0	.0	.0
37. Oklahoma OK	N	.0	.0	.0	.0	.0	.0	.0	.0	.0
38. Oregon OR	N	.0	.0	.0	.0	.0	.0	.0	.0	.0
39. Pennsylvania PA	I	.0	132,145,945	.0	.0	.0	.0	.0	132,145,945	.0
40. Rhode Island RI	I	2,710,829	142,001,617	321,611,959	.0	.0	.0	.0	466,324,405	.0
41. South Carolina SC	N	.0	.0	.0	.0	.0	.0	.0	.0	.0
42. South Dakota SD	N	.0	.0	.0	.0	.0	.0	.0	.0	.0
43. Tennessee TN	N	.0	.0	.0	.0	.0	.0	.0	.0	.0
44. Texas TX	N	.0	.0	.0	.0	.0	.0	.0	.0	.0
45. Utah UT	N	.0	.0	.0	.0	.0	.0	.0	.0	.0
46. Vermont VT	I	.0	44,119,668	.0	.0	.0	.0	.0	44,119,668	.0
47. Virginia VA	N	.0	.0	.0	.0	.0	.0	.0	.0	.0
48. Washington WA	N	.0	.0	.0	.0	.0	.0	.0	.0	.0
49. West Virginia WV	N	.0	.0	.0	.0	.0	.0	.0	.0	.0
50. Wisconsin WI	N	.0	.0	.0	.0	.0	.0	.0	.0	.0
51. Wyoming WY	N	.0	.0	.0	.0	.0	.0	.0	.0	.0
52. American Samoa AS	N	.0	.0	.0	.0	.0	.0	.0	.0	.0
53. Guam GU	N	.0	.0	.0	.0	.0	.0	.0	.0	.0
54. Puerto Rico PR	N	.0	.0	.0	.0	.0	.0	.0	.0	.0
55. U.S. Virgin Islands VI	N	.0	.0	.0	.0	.0	.0	.0	.0	.0
56. Northern Mariana Islands MP	N	.0	.0	.0	.0	.0	.0	.0	.0	.0
57. Canada CAN	N	.0	.0	.0	.0	.0	.0	.0	.0	.0
58. Aggregate Other Aliens OT	XXX	.0	.0	.0	.0	.0	.0	.0	.0	.0
59. Subtotal	XXX	2,710,829	479,307,164	321,611,959	.0	.0	.0	.0	803,629,952	.0
60. Reporting Entity Contributions for Employee Benefit Plans	XXX	.0	.0	.0	.0	.0	.0	.0	.0	.0
61. Totals (Direct Business)	XXX	2,710,829	479,307,164	321,611,959	.0	.0	.0	.0	803,629,952	.0
DETAILS OF WRITE-INS										
58001.	XXX									
58002.	XXX									
58003.	XXX									
58998. Summary of remaining write-ins for Line 58 from overflow page	XXX	.0	.0	.0	.0	.0	.0	.0	.0	.0
58999. Totals (Lines 58001 through 58003 plus 58998)(Line 58 above)	XXX	.0	.0	.0	.0	.0	.0	.0	.0	.0

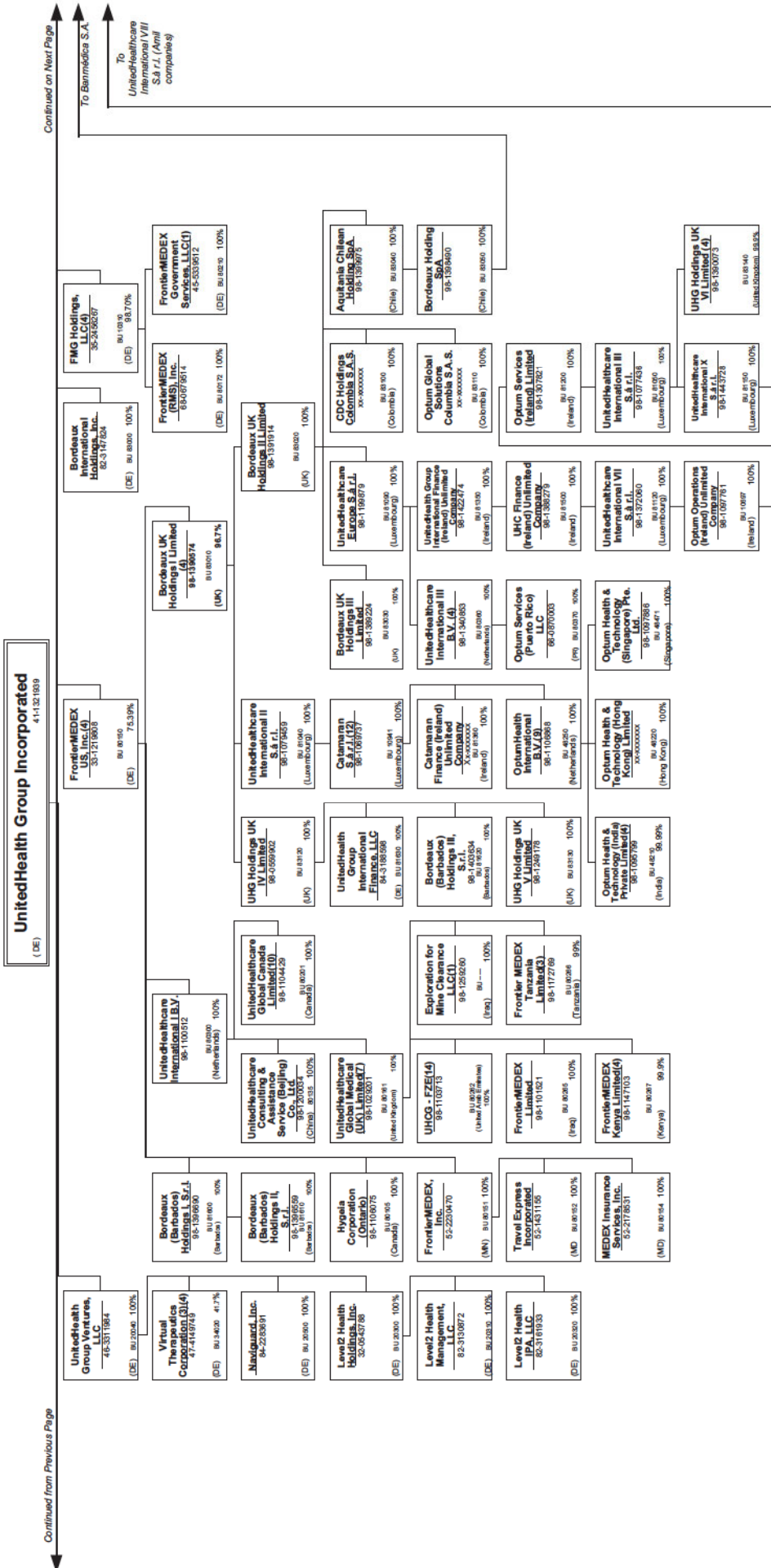
(a) Active Status Counts:

- L - Licensed or Chartered - Licensed Insurance carrier or domiciled RRG.....5
- E - Eligible - Reporting entities eligible or approved to write surplus lines in the state.....0
- N - None of the above - Not allowed to write business in the state.....52
- R - Registered - Non-domiciled RRGs.....0
- Q - Qualified - Qualified or accredited reinsurer.....0

Premiums are allocated by state based on geographic market.



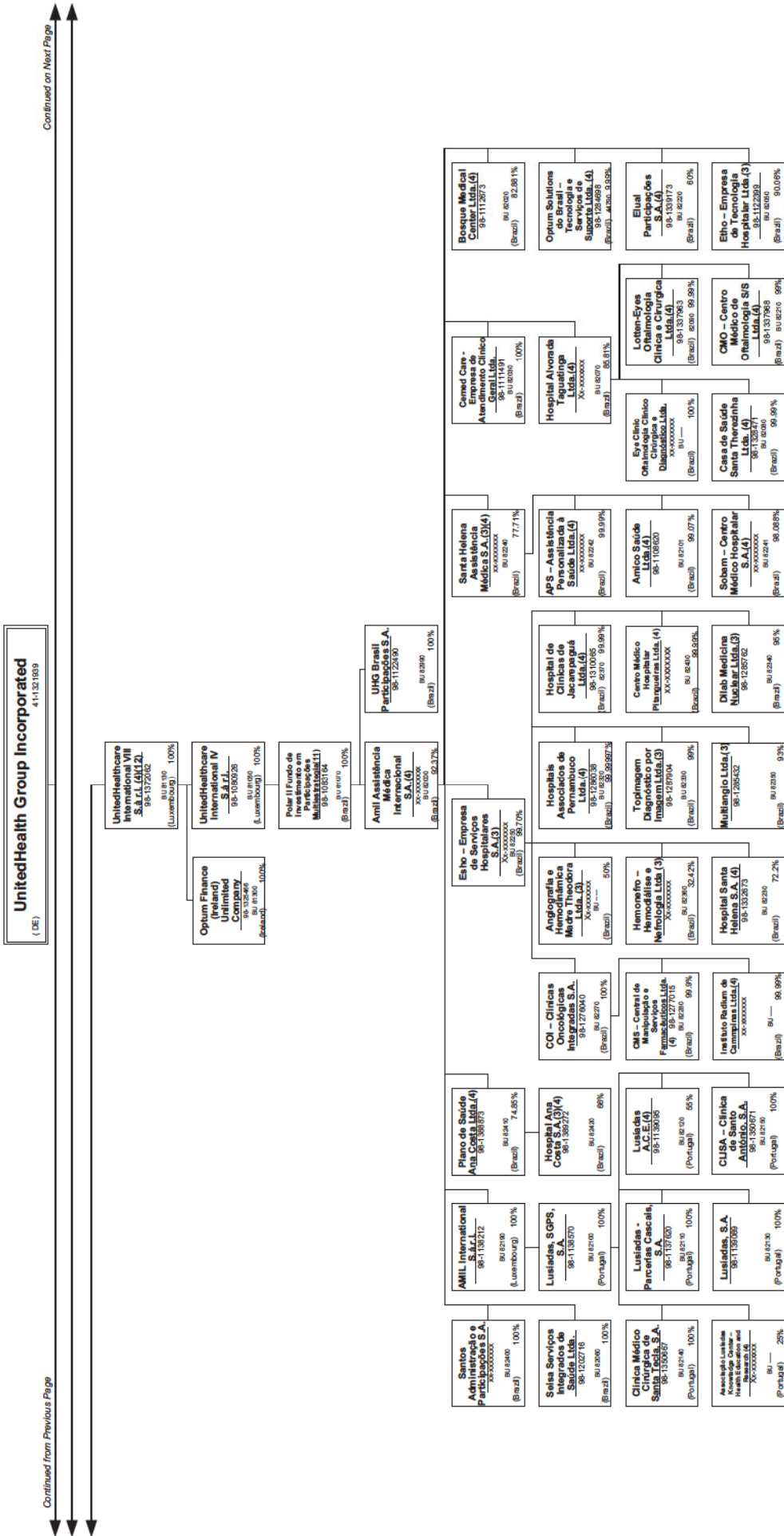
SCHEDULE Y – INFORMATION CONCERNING ACTIVITIES OF INSURER MEMBERS OF A HOLDING COMPANY GROUP  
PART I – ORGANIZATIONAL CHART



Continued on Next Page

Continued from Previous Page

**SCHEDULE Y – INFORMATION CONCERNING ACTIVITIES OF INSURER MEMBERS OF A HOLDING COMPANY GROUP**  
**PART 1 – ORGANIZATIONAL CHART**

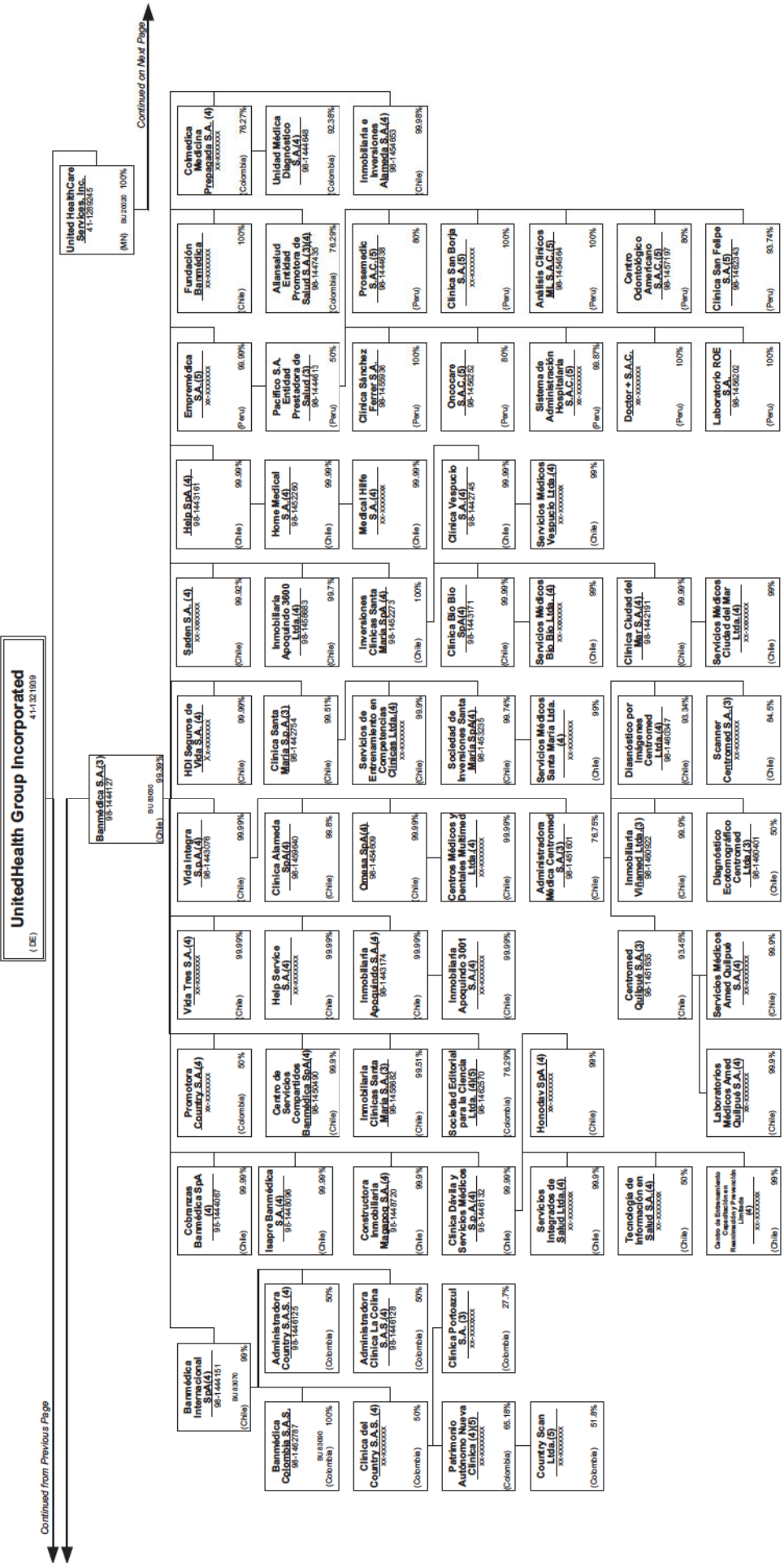


Continued on Next Page

Continued from Previous Page



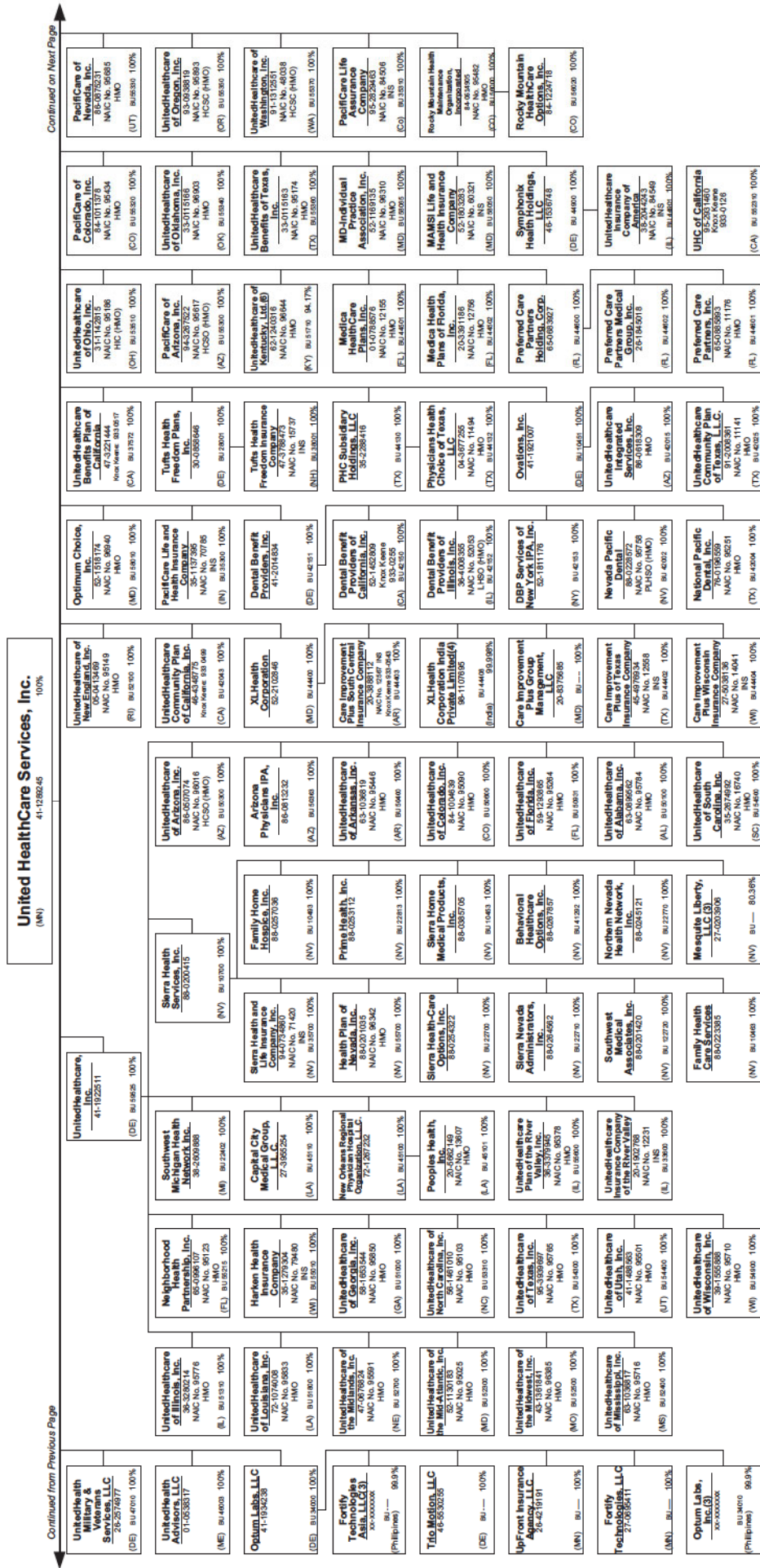
**SCHEDULE Y – INFORMATION CONCERNING ACTIVITIES OF INSURER MEMBERS OF A HOLDING COMPANY GROUP**  
**PART 1 – ORGANIZATIONAL CHART**



Continued from Previous Page

Continued on Next Page

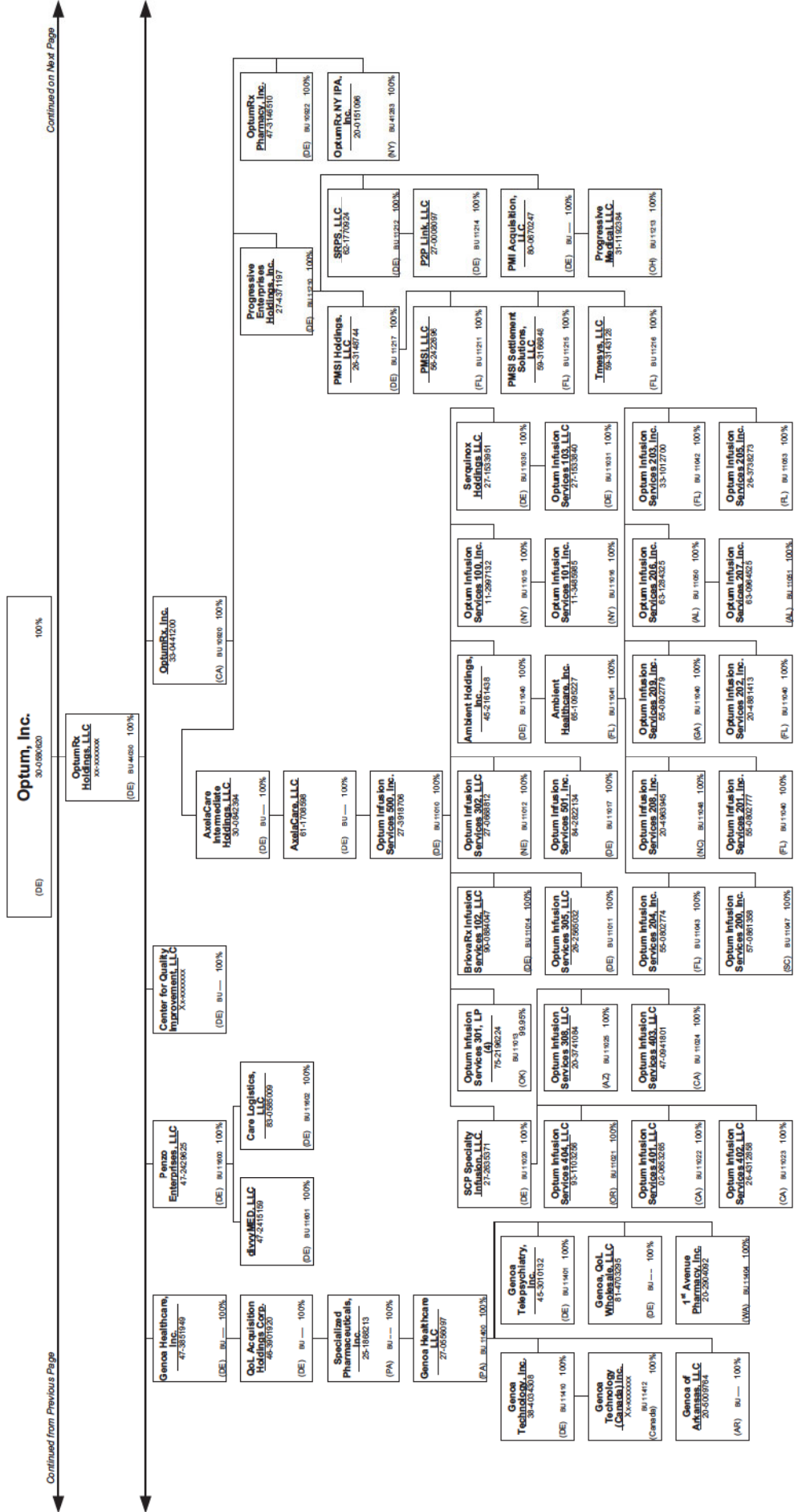
**SCHEDULE Y – INFORMATION CONCERNING ACTIVITIES OF INSURER MEMBERS OF A HOLDING COMPANY GROUP**  
**PART I – ORGANIZATIONAL CHART**







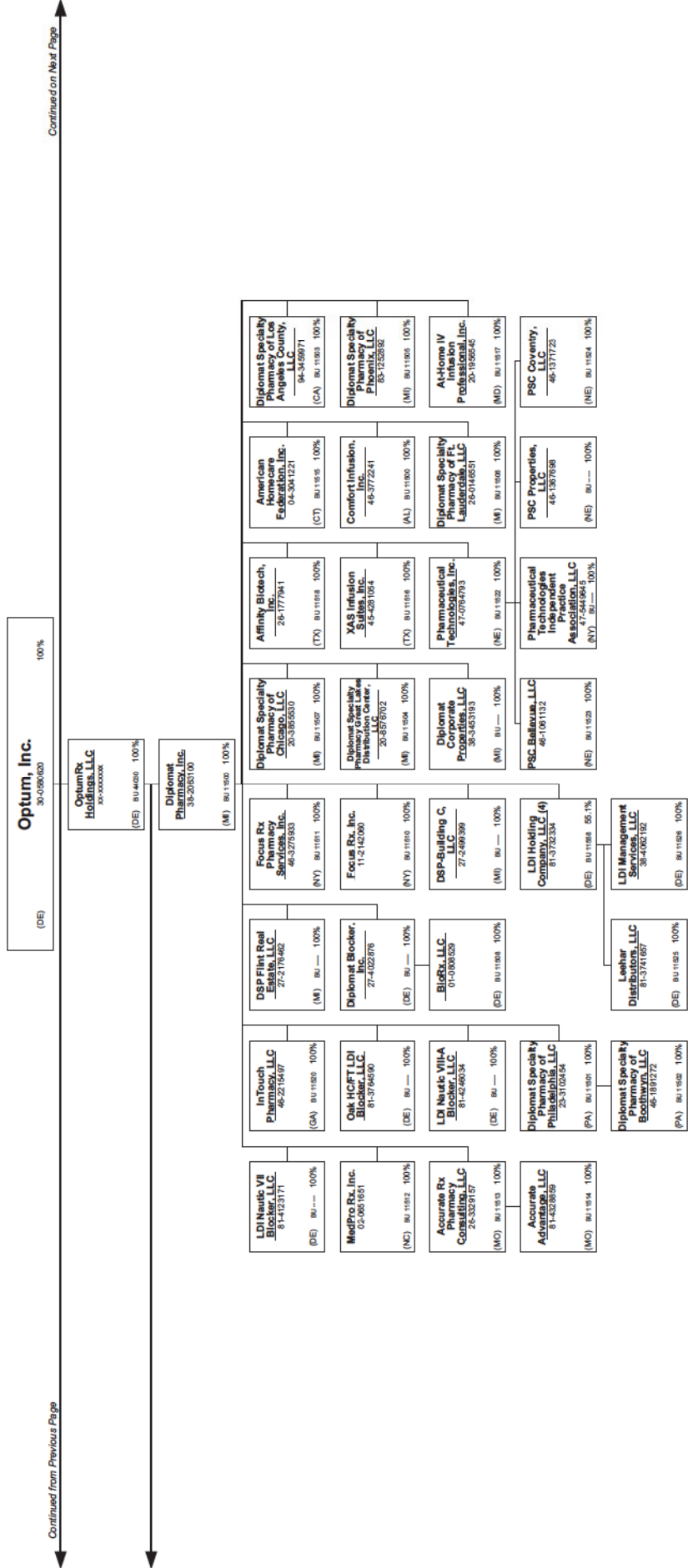
SCHEDULE Y – INFORMATION CONCERNING ACTIVITIES OF INSURER MEMBERS OF A HOLDING COMPANY GROUP  
PART 1 – ORGANIZATIONAL CHART



Continued from Previous Page

Continued on Next Page

**SCHEDULE Y – INFORMATION CONCERNING ACTIVITIES OF INSURER MEMBERS OF A HOLDING COMPANY GROUP**  
**PART 1 – ORGANIZATIONAL CHART**

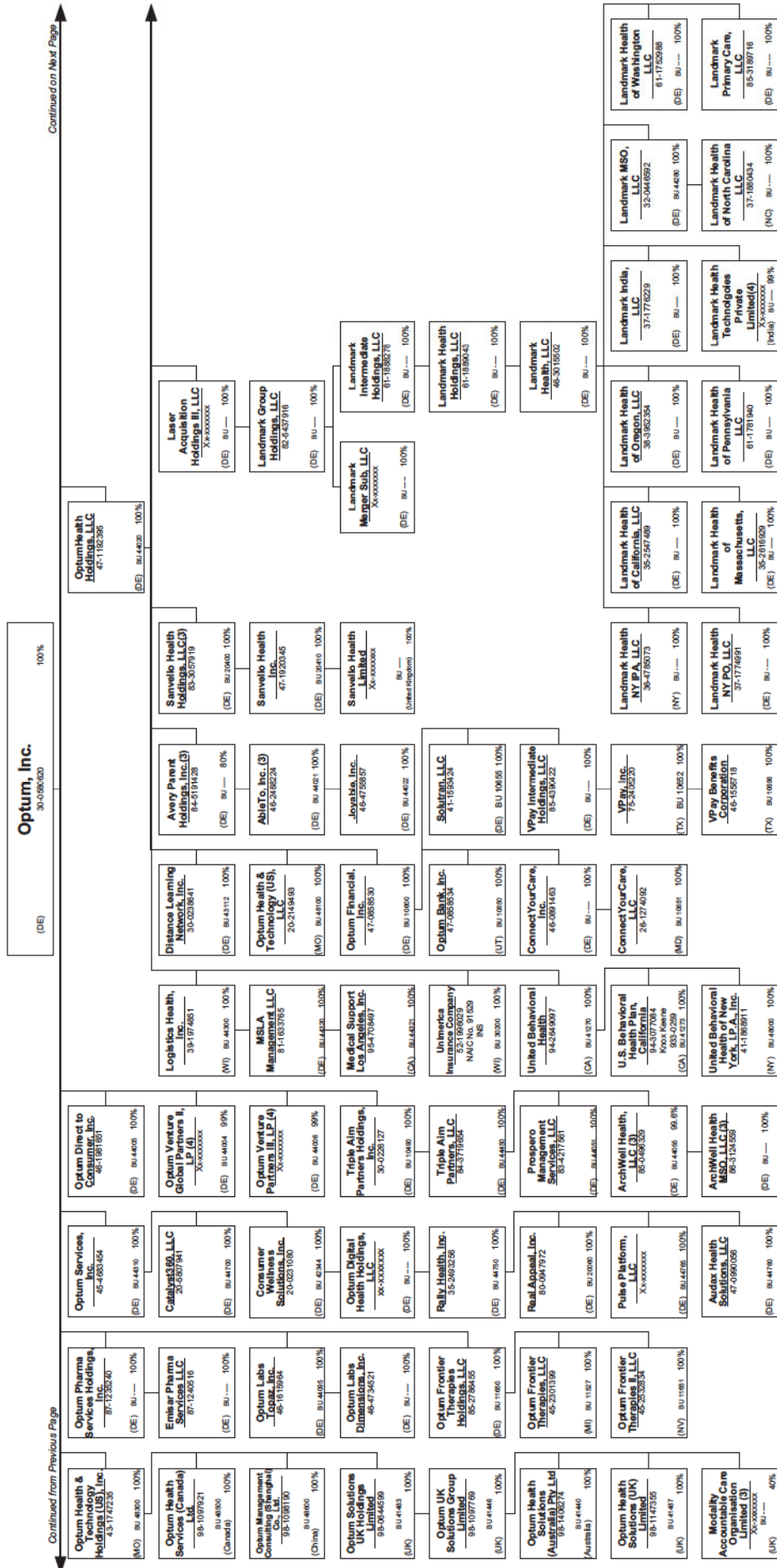


Continued from Previous Page

Continued on Next Page



**SCHEDULE Y – INFORMATION CONCERNING ACTIVITIES OF INSURER MEMBERS OF A HOLDING COMPANY GROUP**  
**PART I – ORGANIZATIONAL CHART**



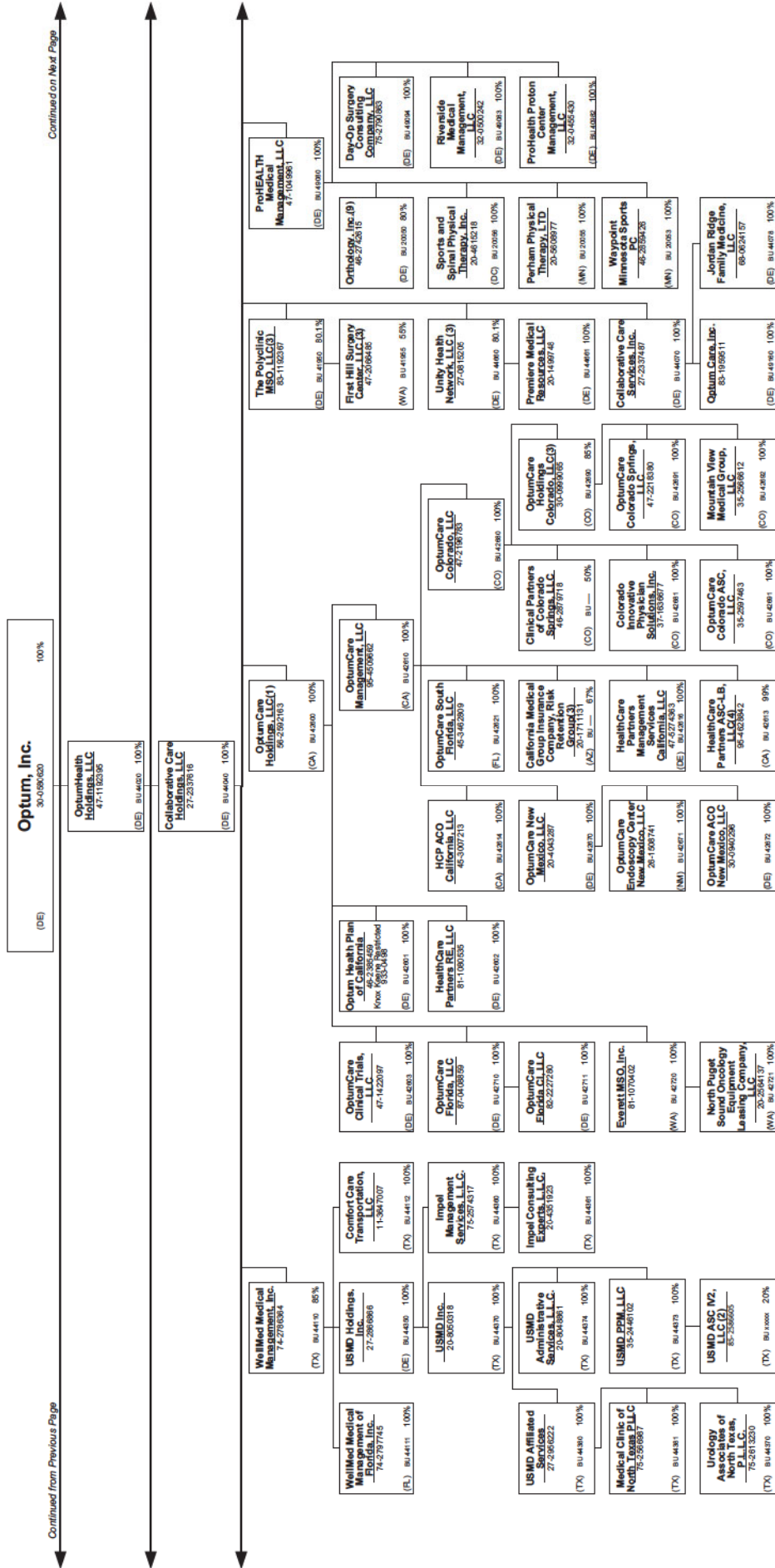
Continued from Previous Page

Continued on Next Page





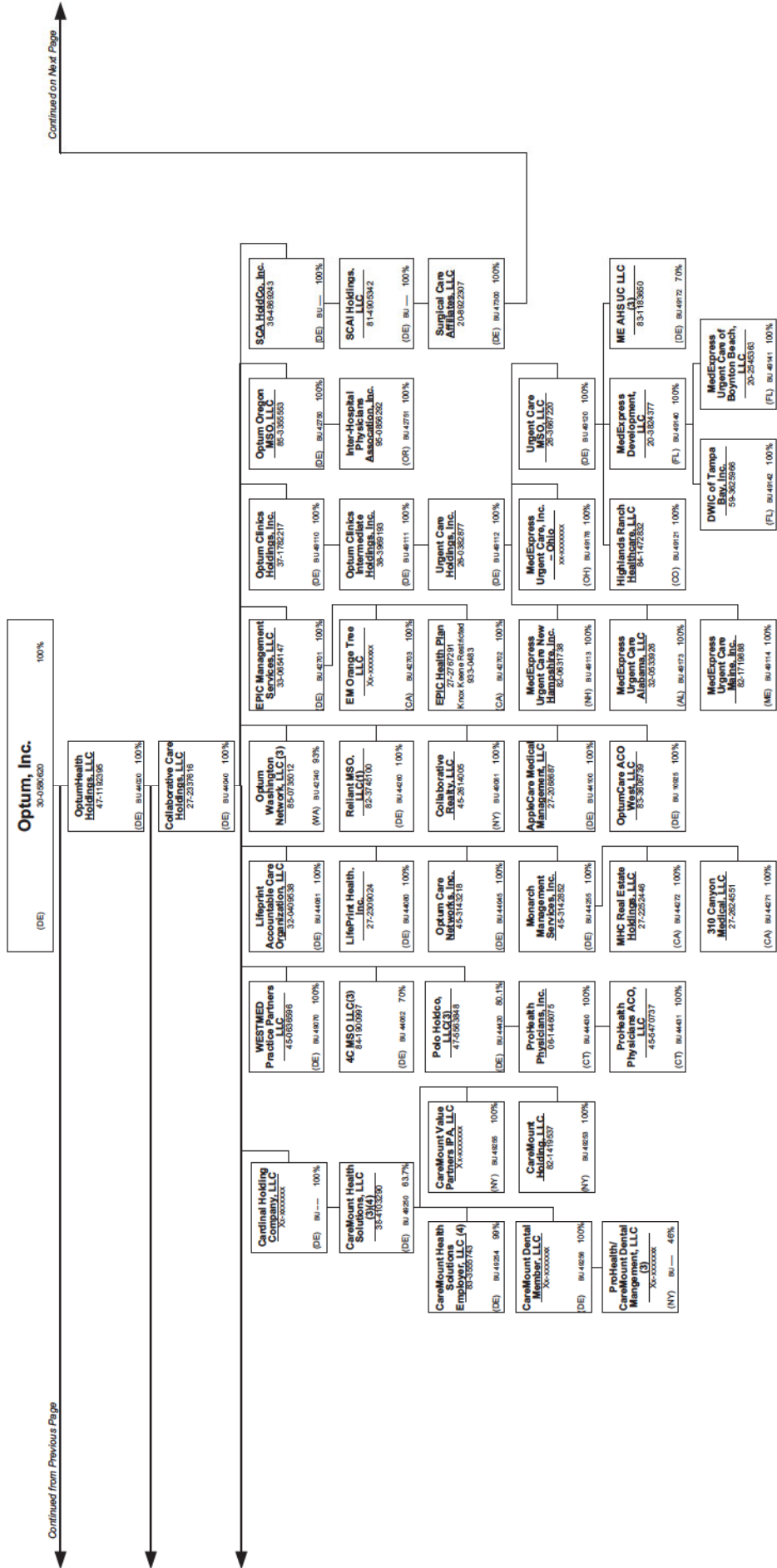
**SCHEDULE Y – INFORMATION CONCERNING ACTIVITIES OF INSURER MEMBERS OF A HOLDING COMPANY GROUP**  
**PART 1 – ORGANIZATIONAL CHART**



Continued on Next Page

Continued from Previous Page


**SCHEDULE Y – INFORMATION CONCERNING ACTIVITIES OF INSURER MEMBERS OF A HOLDING COMPANY GROUP**  
**PART 1 – ORGANIZATIONAL CHART**



Continued on Next Page

Continued from Previous Page

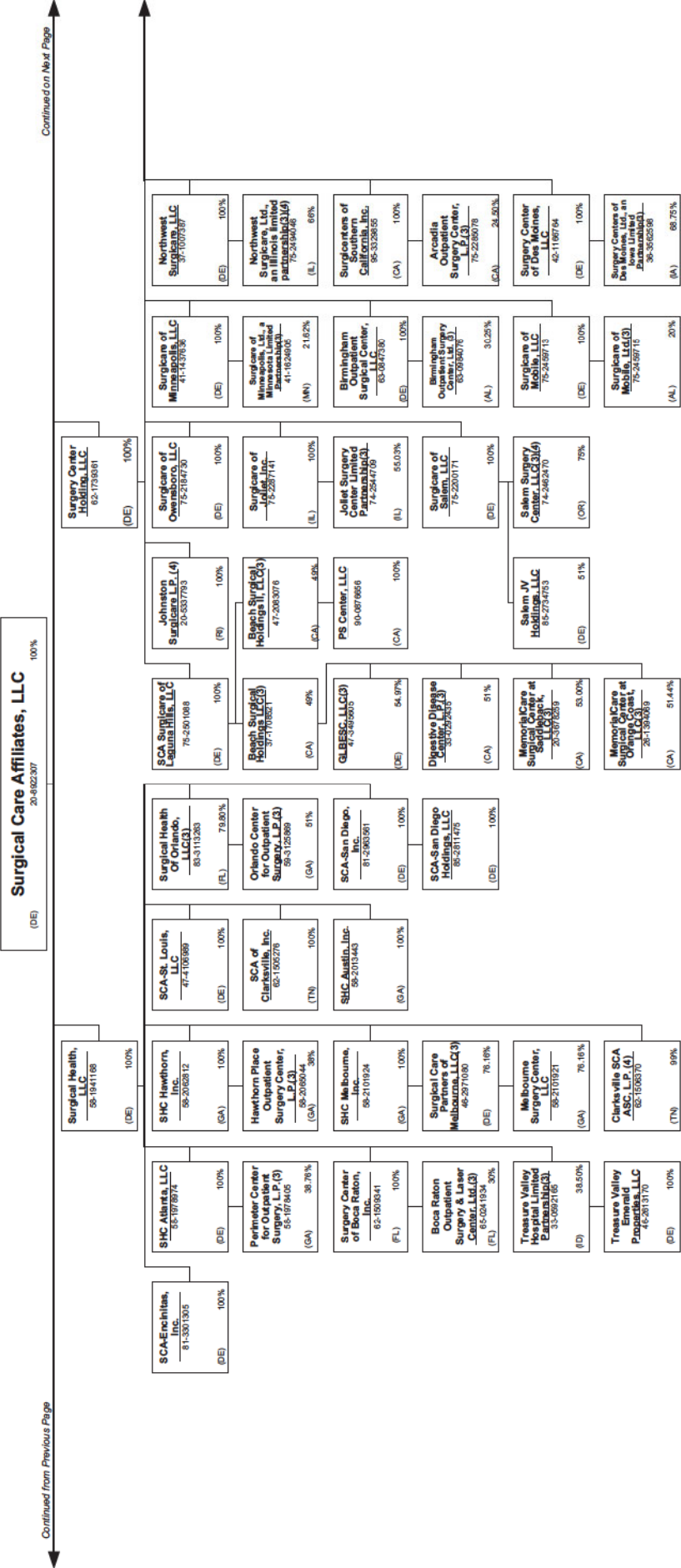
**SCHEDULE Y – INFORMATION CONCERNING ACTIVITIES OF INSURER MEMBERS OF A HOLDING COMPANY GROUP**  
**PART 1 – ORGANIZATIONAL CHART**



Continued on Next Page

Continued from Previous Page

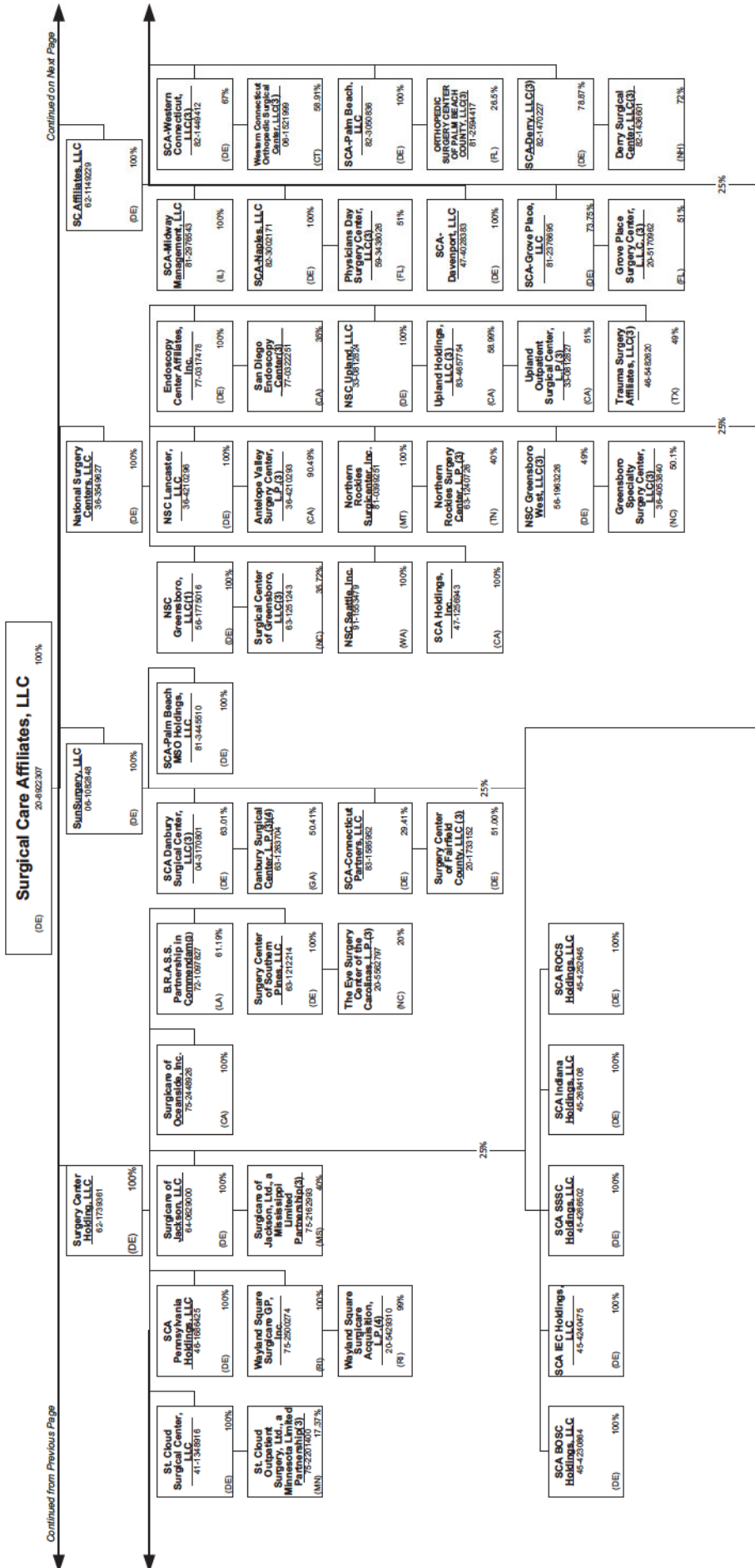
**SCHEDULE Y – INFORMATION CONCERNING ACTIVITIES OF INSURER MEMBERS OF A HOLDING COMPANY GROUP**  
**PART 1 – ORGANIZATIONAL CHART**



Continued from Previous Page

Continued on Next Page


**SCHEDULE Y – INFORMATION CONCERNING ACTIVITIES OF INSURER MEMBERS OF A HOLDING COMPANY GROUP**  
**PART 1 – ORGANIZATIONAL CHART**



Continued on Next Page

Continued from Previous Page


**SCHEDULE Y – INFORMATION CONCERNING ACTIVITIES OF INSURER MEMBERS OF A HOLDING COMPANY GROUP**  
**PART 1 – ORGANIZATIONAL CHART**



Continued from Previous Page


Continued on Next Page

SCHEDULE Y – INFORMATION CONCERNING ACTIVITIES OF INSURER MEMBERS OF A HOLDING COMPANY GROUP  
PART 1 – ORGANIZATIONAL CHART





**SCHEDULE Y – INFORMATION CONCERNING ACTIVITIES OF INSURER MEMBERS OF A HOLDING COMPANY GROUP**  
**PART 1 – ORGANIZATIONAL CHART**

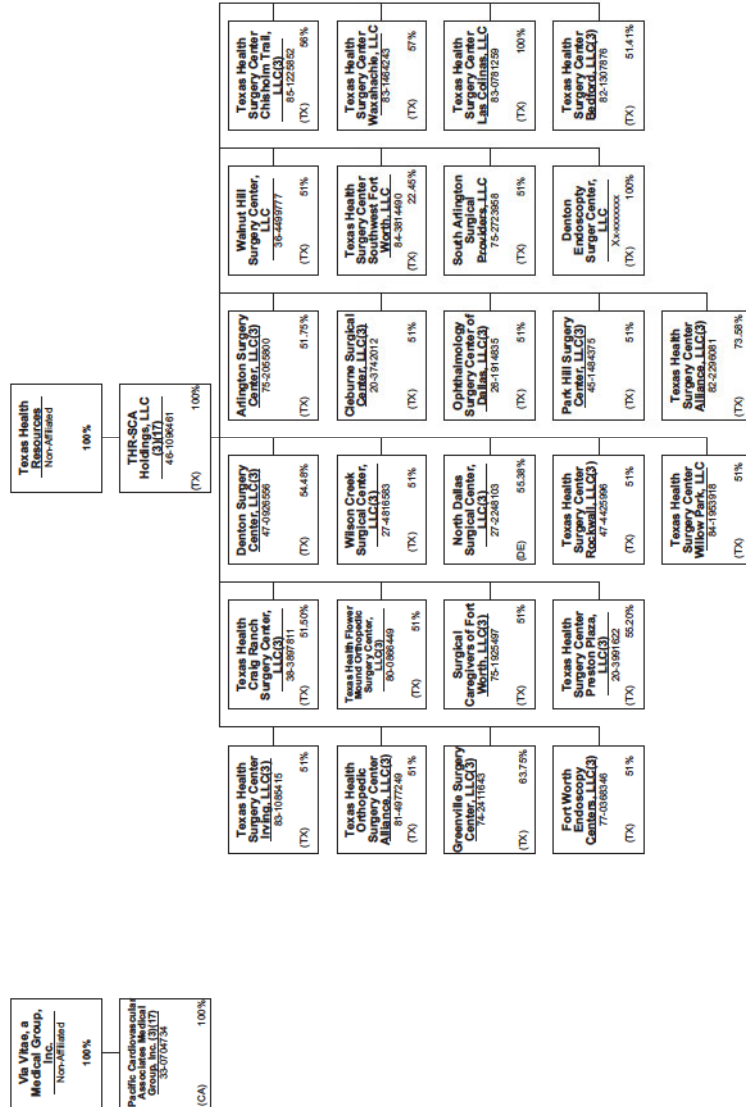


Continued from Previous Page

Continued on Next Page



**SCHEDULE Y – INFORMATION CONCERNING ACTIVITIES OF INSURER MEMBERS OF A HOLDING COMPANY GROUP**  
**PART 1 – ORGANIZATIONAL CHART**



**SCHEDULE Y – INFORMATION CONCERNING ACTIVITIES OF INSURER MEMBERS OF A HOLDING COMPANY GROUP**  
**PART 1 – ORGANIZATIONAL CHART**

Physician Owned Entities

Entity Name	Juris.	Federal Tax ID	Entity Name	Juris.	Federal Tax ID
4C Medical Group, PLC	AZ	45-2402948	HealthCare Partners Afilias Medical Group	CA	95-4526112
A.G. Dikengil, Inc.	NJ	22-3149900	HealthCare Partners ASC-HB, LLC	CA	26-4247365
AbleTo Behavioral Health Services of Michigan, P.C.	MI	--	HealthCare Partners Associates Medical Group, P.C.	CA	45-5273760
AbleTo Behavioral Health Services of New Jersey, P.C.	NJ	--	HealthCare Partners Medical Group, P.C.	CA	95-4340584
AbleTo Behavioral Health Services, P.C.	CT	47-5519672	Homecare Dimensions of Florida, Inc.	TX	81-0084465
AbleTo Licensed Clinical Social Worker Services, P.C.	CA	--	Homecare Dimensions, Inc.	TX	74-2759644
AppleCare Hospitalists Medical Group, Inc.	CA	14-1890491	Hi Style OPTICAL, LLC	MA	27-3296953
AppleCare Medical ACO, LLC	CA	45-2852872	Inland Faculty Medical Group, Inc.	CA	33-0618077
AppleCare Medical Group St. Francis, Inc.	CA	33-0845269	INSPIRIS Medical Services of New Jersey, P.C.	NJ	45-2563134
AppleCare Medical Group, Inc.	CA	33-0898174	INSPIRIS of Michigan Medical Services, P.C.	MI	27-1561674
ArchWell Health Professional Services Holding Co.	DE	86-3278602	INSPIRIS of New York Medical Services, P.C.	NY	13-4168739
ArchWell Health Professional Services of Alabama, LLC	AL	86-3152173	INSPIRIS of Pennsylvania Medical Services, P.C.	PA	26-2895670
ArchWell Health Professional Services of Kansas, P.A.	KS	86-3241870	Landmark Connect of California, PC	CA	36-4686532
ArchWell Health Professional Services of North Carolina, P.C.	NC	86-3222071	Landmark Connect of Oregon, P.C.	OR	82-4121823
ArchWell Health Professional Services of Oklahoma, LLC	OK	86-3190019	Landmark Connect of Pennsylvania, PC	PA	82-4513634
ARTA Western California, Inc.	CA	33-0658815	Landmark Connect of Washington, P.C.	WA	82-4273042
Aspectus, Inc.	MA	04-3403101	Landmark Medical of Arkansas, P.A.	AR	85-0097438
Beaver Medical Group, P.C.	CA	33-0645967	Landmark Medical of California, PC	CA	47-4553619
Better Health Value Network, LLC	WA	47-4349079	Landmark Medical of Connecticut, PC	CT	83-2296501
Bexar Imaging Center, LLC	TX	22-3658211	Landmark Medical of Florida, P.A.	FL	85-0838149
California Spring Holdings, PC	CA	81-0681243	Landmark Medical of Kansas, P.A.	KS	82-4633545
CareMount Health Solutions ACO, LLC	NY	--	Landmark Medical of Kentucky, PSC	KY	82-4681602
CareMount Medical, P.C.	NY	13-3544120	Landmark Medical of Louisiana, a Professional Corporation	LA	92-4681732
Centers for Family Medicine, GP	CA	33-0483510	Landmark Medical of Massachusetts, PLLC	MA	81-5364097
Connect Medical, P.C.	NY	32-0551166	Landmark Medical of Michigan, P.C.	MI	86-3599871
David Moen, M.D. P.C.	NY	81-5101448	Landmark Medical of Mississippi, P.C.	MS	82-5084178
David R. Ferrell, M.D., P.C.	NY	45-2380022	Landmark Medical of Missouri, P.C.	MO	82-4857713
Day-OP Center Of Long Island Inc.	NY	11-2611353	Landmark Medical of New Hampshire, P.C.	NH	85-1174070
Durable Medical Equipment, Inc.	MA	04-3106404	Landmark Medical of North Carolina, P.C.	NC	82-4256752
Empire Physicians' Medical Group, Inc.	CA	33-0181426	Landmark Medical of Ohio, Professional Corporation	OH	82-4664947
Everett Physicians, Inc. P.S.	WA	81-1625636	Landmark Medical of Oregon, PC	OR	47-2926168
First Hill Surgery Center, LLC	WA	47-2066465	Landmark Medical of Pennsylvania, PC	PA	81-1605378
Greater Phoenix Collaborative Care, P.C.	AZ	27-2337725	Landmark Medical of Rhode Island, PC	RI	84-2830065

**SCHEDULE Y – INFORMATION CONCERNING ACTIVITIES OF INSURER MEMBERS OF A HOLDING COMPANY GROUP**  
**PART 1 – ORGANIZATIONAL CHART**

Physician Owned Entities

Entity Name	Federal Tax ID	Juris.	Entity Name	Federal Tax ID	Juris.	Federal Tax ID
Landmark Medical of Texas, P.A.	83-2296389	TX	MedExpress Urgent Care California, P.C.	82-0930142	CA	82-0930142
Landmark Medical of Utah, PC	84-2660339	UT	MedExpress Urgent Care Connecticut, P.C.	81-1956812	CT	81-1956812
Landmark Medical of Virginia, P.C.	85-0639774	VA	MedExpress Urgent Care Idaho, P.C.	82-1135336	ID	82-1135336
Landmark Medical of Washington, PC	47-3028655	WA	MedExpress Urgent Care Illinois, P.C.	47-4306614	IL	47-4306614
Landmark Medical, P.C.	47-1568943	NY	MedExpress Urgent Care Iowa, P.C.	81-5353472	IA	81-5353472
Level2 Medical Services, P.A.	84-5003916	DE	MedExpress Urgent Care Kansas, P.A.	47-1919283	KS	47-1919283
Level2 Medical Services, P.A. New Jersey	-	NJ	MedExpress Urgent Care Minnesota P.C.	81-1125396	MN	81-1125396
Level2 Medical Services, P.C. Alaska	86-3756888	AK	MedExpress Urgent Care Missouri P.C.	47-3132625	MO	47-3132625
Level2 Medical Services, P.C. California	84-5003916	CA	MedExpress Urgent Care North Carolina, P.C.	81-5138747	NC	81-5138747
Level2 Medical Services, P.C. Utah	87-0869904	UT	MedExpress Urgent Care Oregon, P.C.	82-1919436	OR	82-1919436
March Vision Care Group, Incorporated	95-4674334	CA	MedExpress Urgent Care Rhode Island, P.C.	81-5362765	RI	81-5362765
March Vision Care IPA, Inc.	27-3115058	NY	MedExpress Urgent Care South Carolina, P.C.	81-5380706	SC	81-5380706
March Vision Care of Texas, Inc.	45-4227915	TX	MedExpress Urgent Care Texas, P.A.	47-5147441	TX	47-5147441
MAT-RX DEVELOPMENT, L.L.C.	43-1967820	TX	MedExpress Urgent Care Washington, P.C.	82-2443118	WA	82-2443118
Mat-Rx Fort Worth GP, L.L.C.	35-2262695	TX	MedExpress Urgent Care Wisconsin, S.C.	81-4281676	WI	81-4281676
ME Urgent Care Nebraska, Inc.	81-0936574	NB *	MedExpress Urgent Care, Inc. – West Virginia	26-4546400	WV	26-4546400
MedExpress Employed Services, Inc.	81-1265129	DE	MedExpress Urgent Care, P.C. – Georgia	47-1604667	GA	47-1604667
MedExpress Primary Care Arizona, P.C.	81-4550969	AZ	MedExpress Urgent Care, P.C. – Indiana	90-0929572	IN	90-0929572
MedExpress Primary Care Arkansas, P.A.	84-4231388	AR	MedExpress Urgent Care, P.C. – Maryland	45-3461101	MD	45-3461101
MedExpress Primary Care Kansas, P.A.	81-4605665	KS	MedExpress Urgent Care, P.C. – Massachusetts	47-1657908	MA	47-1657908
MedExpress Primary Care Maryland, P.C.	82-3384324	MD	MedExpress Urgent Care, P.C. – Michigan	46-4793937	MI	46-4793937
MedExpress Primary Care Massachusetts, P.C.	81-4396738	MA	MedExpress Urgent Care, P.C. – Oklahoma	47-1824365	OK	47-1824365
MedExpress Primary Care Minnesota P.C.	83-1077265	MIN	MedExpress Urgent Care, P.C. – Pennsylvania	26-3759502	PA	26-3759502
MedExpress Primary Care Oklahoma, P.C.	83-0764858	OK	MedExpress Urgent Care, P.C. – Tennessee	45-4973136	TN	45-4973136
MedExpress Primary Care South Carolina, P.C.	84-2500750	SC	MedExpress Urgent Care, P.C. – Virginia	45-3123110	VA	45-3123110
MedExpress Primary Care Texas, P.A.	82-3395792	TX	MedExpress Urgent Care, P.S.C. - Kentucky	83-1565124	KY	83-1565124
MedExpress Primary Care Virginia, P.C.	82-4401181	VA	MedExpress, Inc. – Delaware	45-5436866	DE	45-5436866
MedExpress Primary Care West Virginia, Inc.	81-4563448	WV	Memorial Healthcare PA, GP	95-4688463	CA	95-4688463
MedExpress Primary Care Wisconsin, S.C.	45-5388778	WI	MH Physician Three Holdco, a Medical Corporation	27-4691544	CA	27-4691544
MedExpress Urgent Care – New Jersey, P.C.	83-2069623	NJ	MHCH, Inc.	80-0507474	CA	80-0507474
MedExpress Urgent Care – Northern New Jersey PC	81-4030280	NJ	MHPA Physician Two Holdco, a Medical Corporation	27-4691508	CA	27-4691508
MedExpress Urgent Care Arizona, P.C.	46-4348120	AZ	Mobile Medical Services of New Jersey, PC	81-2977676	NJ	81-2977676
MedExpress Urgent Care Arkansas, P.A.		AR	Mobile Medical Services, P.C.	30-0445773	NY	30-0445773

**SCHEDULE Y – INFORMATION CONCERNING ACTIVITIES OF INSURER MEMBERS OF A HOLDING COMPANY GROUP**  
**PART 1 – ORGANIZATIONAL CHART**

Physician Owned Entities

Entity Name	Juris.	Federal Tax ID	Entity Name	Juris.	Federal Tax ID
Moen, M.D., P.C.	CA	85-3287029	ProHEALTH Urgent Care Medicine of New Jersey LLP	NJ	47-5661535
Monarch Health Plan, Inc.	CA	22-3935634	ProHEALTH Urgent Care Medicine, PLLC	NY	46-1888579
Monarch HealthCare, A Medical Group, Inc.	CA	33-0587660	Prospero Health Partners Florida, Inc.	FL	85-0775386
Monika Roots, M.D., P.C.	CA	04-4607072	Prospero Health Partners New York, P.C.	NY	02-2400020
Mosaic Management Services, Inc.	CA	20-5892451	Prospero Health Partners North Carolina, P.C.	NC	84-4569314
NAMM Medical Group Holdings, Inc.	CA	56-2627070	Prospero Health Partners, P.C.	MN	84-3234753
NAMM MGH, Inc.	CA	91-1627269	Prospero Medical Services New Jersey, P.C.	NJ	84-3844382
naviHealth Coordinated Care SC, P.C.	MI	85-0975337	Psychiatry Services of New York, P.C.	NY	85-0921665
naviHealth Michigan HBPC, P.C.	MI	84-3469040	Redlands Family Practice Medical Group, Inc.	CA	56-2627067
New York Licensed Clinical Social Work, P.C.	NY	86-3891957	Reliant Medical Group The Endoscopy Center, LLC	MA	20-5251393
Nifty After Fifty/Monarch, LLC	CA	26-2995765	Reliant Medical Group, Inc.	MA	04-2472666
Northwest Medical Group Alliance, LLC	WA	91-1599944	Riverside Community Healthplan Medical Group, Inc.	CA	33-0055097
NPI IPA Washington, PLLC	WA	61-1855159	Riverside Electronic Healthcare Resources, Inc.	CA	20-3420379
OHR Physician Group, P.C.	OR	93-0979031	Riverside Pediatric Group, P.C.	NJ	22-3624559
Optum Clinic, P.A.	TX	75-2778455	Robert B. McBeath, M.D. I, P.C.	NY	86-0857176
Optum Medical Services of California, P.C.	CA	30-0826311	Robert B. McBeath, M.D. II, P.C.	NY	46-2662506
Optum Medical Services of Colorado, P.C.	CO	45-5424191	Robert B. McBeath, M.D., Professional Corporation	NY	88-0310956
Optum Medical Services, P.C.	NC	45-3866363	San Bernardino Medical Group, Inc.	CA	--
OptumCare Portland, LLC	OR	93-1306308	Sanvello Behavioral Health Services of Michigan, P.C.	DE	85-1941832
Oregon Healthcare Resources, LLC	OR	27-3674492	Sanvello Behavioral Health Services of New Jersey, P.C.	NJ	85-0666386
Physician Partners Medical Group, Inc.	CA	30-0516435	Sanvello Behavioral Health Services of North Carolina, P.C.	NC	85-1959641
Physicians Care Network, L.L.C.	WA	91-1822767	Sanvello Behavioral Health Services of Texas, P.A.	TX	84-3152209
Polyclinic Holdings, P.C.	WA	83-3042027	Sanvello Behavioral Health Services, P.A.	DE	84-1754732
Polyclinic Management Services Company, LLC	WA	46-0508606	Southern California Medical Practice Concepts, LLC	CA	30-0743767
Primary Care Associated Medical Group, Inc.	CA	33-0527335	Surgical Eye Experts, LLC	MA	65-1321064
Prime Community Care, Inc.	CA	30-0516440	Talbert Medical Group, P.C.	CA	93-1172065
PrimeCare Medical Group of Chino Valley, Inc.	CA	33-0845768	TeamMD Physicians, P.C.	IA	42-1446216
ProHEALTH Accountable Care Medical Group, PLLC	NY	45-4469117	The Everett Clinic, PLLC	WA	91-0214500
ProHEALTH Ambulatory Surgery Center, Inc.	NY	11-3447394	The Polyclinic, PLLC	WA	91-0369070
ProHEALTH Care Associates of New Jersey LLP	NJ	47-5656253	USMD Diagnostic Services, LLC	TX	27-2803133
ProHEALTH Care Associates, L.L.P.	NY	11-3355604	USMD Hospital at Arlington, L.P.	TX	73-1662763
ProHEALTH Medical NY, P.C.	NY	47-1388406	USMD Hospital at Fort Worth, L.P.	TX	20-3571243
ProHealth Physicians, P.C.	CT	06-1469068	USMD of Arlington GP, L.L.C.	TX	73-1662757

**SCHEDULE Y – INFORMATION CONCERNING ACTIVITIES OF INSURER MEMBERS OF A HOLDING COMPANY GROUP**  
**PART 1 – ORGANIZATIONAL CHART**

Physician Owned Entities

Entity Name	Juris.	Federal Tax ID
Vitucci, LCSW, P.C.	I	85-1453387
Waypoint Minnesota PC	MIN	46-2854394
WellMed Florida Medicare ACO, LLC	TX	84-2233329
WellMed Greater Texas Medicare ACO, LLC	TX	84-2178104
WellMed Medical Group, P.A.	TX	74-2574229
WellMed Network of Florida, Inc.	TX	35-2314192
WellMed Networks - DFW, Inc.	TX	41-2250215
WellMed Networks, Inc.	TX	74-2889447
WellMed of Las Cruces, Inc.	TX	92-0183013
WellMed Tampa/Orlando Medicare ACO, LLC	TX	84-2193803
WellMed Texas Medicare ACO, LLC	TX	84-2218968
WND Medical, PLLC	TX	45-2158334
XLHome Michigan, P.C.	MI	46-3537245
XLHome Northeast, P.C.	NJ	45-5530241
XLHome Oklahoma, Inc.	OK	46-2931689
XLHome, P.C.	MD	27-3543997

**SCHEDULE Y – INFORMATION CONCERNING ACTIVITIES OF INSURER MEMBERS OF A HOLDING COMPANY GROUP**

**PART 1 – ORGANIZATIONAL CHART**

**Organizational Chart Footnotes**

- (1) Entity is owned in full or in part by a UnitedHealth Group Incorporated friendly physician.
- (2) Control of the Foundation is based on sole membership, not the ownership of voting securities.
- (3) The remaining percentage is owned either by a non-affiliated entity, outside investor(s), former company officer(s), or third party shareholder(s).
- (4) The minority percentage is owned by one or more affiliated UnitedHealth Group Incorporated subsidiaries. Voting rights do vary.
- (5) No information of the other shareholder(s) has been provided
- (6) General partnership interests are held by United HealthCare Services, Inc. (89.77%) and by UnitedHealthcare, Inc. (10.23%). United HealthCare Services, Inc. also holds 100% of the limited partnership interests. When combining general and limited partner interests, United HealthCare Services, Inc. owns 94.18% and UnitedHealthcare, Inc. owns 5.83%.
- (7) Branch offices in Iraq and Uganda.
- (8) H&W Indemnity (SPC), Ltd. is an exempted segregated portfolio company organized under the laws of the Cayman Islands and holds a Cayman insurance license.
- (9) Registered as a foreign shareholder in Brazil.
- (10) Registered in Nova Scotia and Newfoundland& Labrador.
- (11) Polar II Fundo de Investimento em Participações is a Brazilian private equity investment fund incorporated in the form of a closed-end condominium.
- (12) Branch office located in the United States.
- (13) Entity has a representative office in Beijing, China.
- (14) Registered in the Dubai Silicon Oasis free zone.
- (15) Registered branches in Australia and the UK.
- (16) Registered in the Dubai Healthcare City free zone.
- (17) Entity is not directly owned by the parent. However, the parent does have a viable economic interest as well as control over the entity through contractual agreements.
- (18) Entity has a branch office in the United Kingdom.



**SCHEDULE Y**

**PART 1A - DETAIL OF INSURANCE HOLDING COMPANY SYSTEM**

1	2	3	4	5	6	7	8	9	10	11	12	13	14	15	16
Group Code	Group Name	NAIC Company Code	ID Number	Federal RSSD	CIK	Name of Securities Exchange if Publicly Traded (U.S. or International)	Parent, Subsidiaries or Affiliates	Dominant Location	Relationship to Reporting Entity	Directly Controlled by (Name of Entity/Person)	Type of Control (Ownership, Board, Management, Attorney-in-Fact, Influence, Other)	Control is Ownership Provide Percentage	Ultimate Controlling Entity(ies)/Person(s)	Is an SCA Filing Required? (Y/N)	
.0000	10775 B.C. Unlimited Liability Company						10775 B.C. Unlimited Liability Company	CA		Quark Group Holdings, Inc.	Ownership	100.00	UnitedHealth Group Incorporated		
.0000	1st Avenue Pharmacy, Inc.						1st Avenue Pharmacy, Inc.	WV		Genia Health LLC	Ownership	100.00	UnitedHealth Group Incorporated		
.0000	370 Canyon Medical, LLC						370 Canyon Medical, LLC	CA		Manach Management Services, Inc.	Ownership	100.00	UnitedHealth Group Incorporated		
.0000	4C Medical Group, P.C.						4C Medical Group, P.C.	AZ		Greater Phoenix Collaborative Care, P.C.	Ownership	100.00	UnitedHealth Group Incorporated		
.0000	4C MSJ LLC						4C MSJ LLC	DE		Coil Labor Live Care Holdings, LLC	Ownership	100.00	UnitedHealth Group Incorporated		
.0000	588 Minnesota, LLC						588 Minnesota, LLC	DE		UnitedHealthcare Insurance Company	Ownership	100.00	UnitedHealth Group Incorporated		
.0000	A.C. DiGreggi, Inc.						A.C. DiGreggi, Inc.	NY		Riverside Pediatric Group, P.C.	Ownership	100.00	UnitedHealth Group Incorporated		
.0000	AGC International Holdings, LLC						AGC International Holdings, LLC	DE		The Advisory Board Company	Ownership	100.00	UnitedHealth Group Incorporated		
.0000	Ambio Behavioral Health Services of Michigan P.C.						Ambio Behavioral Health Services of Michigan P.C.	MI		Physicians) Owned	Influence		UnitedHealth Group Incorporated		
.0000	Ambio Behavioral Health Services of New Jersey P.C.						Ambio Behavioral Health Services of New Jersey P.C.	NJ		Physicians) Owned	Influence		UnitedHealth Group Incorporated		
.0000	47-551872						Ambio Licensed Clinical Social Worker Services, P.C.	CT		Physicians) Owned	Influence		UnitedHealth Group Incorporated		
.0000	46-246824						Ableto, Inc.	CA		Physicians) Owned	Influence		UnitedHealth Group Incorporated		
.0000	81-428859						Accurate Advantage, LLC	MO		Accurate Rx Pharmacy Consulting, LLC	Ownership	100.00	UnitedHealth Group Incorporated		
.0000	25-339157						Accurate Rx Pharmacy Consulting, LLC	MO		Diplomat Pharmacy, Inc.	Ownership	100.00	UnitedHealth Group Incorporated		
.0000	41-81323						ADN Group IPA of New York, Inc.	NY		Diplomat Pharmacy, Inc.	Ownership	100.00	UnitedHealth Group Incorporated		
.0000	27-01581						Adminstradora Clinica La Colina S.A.S.	CO		CCC Holdings Colombia S.A.S.	Ownership	50.00	UnitedHealth Group Incorporated		
.0000	98-144628						Adminstradora Clinica La Colina S.A.S.	CO		Bemedia Internacional SA	Ownership	50.00	UnitedHealth Group Incorporated		
.0000	98-144625						Adminstradora Clinica La Colina S.A.S.	CO		Bemedia Internacional SA	Ownership	50.00	UnitedHealth Group Incorporated		
.0000	98-144625						Adminstradora Clinica La Colina S.A.S.	CO		Bemedia Internacional SA	Ownership	50.00	UnitedHealth Group Incorporated		
.0000	98-144625						Adminstradora Clinica La Colina S.A.S.	CO		Bemedia Internacional SA	Ownership	50.00	UnitedHealth Group Incorporated		
.0000	21-1310627						Advanced Surgical Center of Clifton, LLC	NJ		Vida Integra S.p.A.	Ownership	76.75	UnitedHealth Group Incorporated		
.0000	47-5144859						Advanced Surgical Center, LLC	TX		SCA Clifton, LLC	Ownership	84.10	UnitedHealth Group Incorporated		
.0000	25-403335						Advanced Surgical Hospital, LLC	PA		SCA Dunsmuirville Holdings, LLC	Ownership	51.00	UnitedHealth Group Incorporated		
.0000	74-284283						Advantage Care Network, Inc.	DE		SCA Southwest PA, LLC	Ownership	50.48	UnitedHealth Group Incorporated		
.0000	85-289478						Advantage Care Network, Inc.	DE		Healthscope Benefits, Inc.	Ownership	100.00	UnitedHealth Group Incorporated		
.0000	47-539715						Advocate OneH1 Ambulatory Surgery Center, LLC	IL		Golden Rule Financial Corporation	Ownership	51.00	UnitedHealth Group Incorporated		
.0000	98-449281						Advocate Southwest Ambulatory Surgery Center, LLC	IL		Advocate-SCA Partners, LLC	Ownership	58.50	UnitedHealth Group Incorporated		
.0000	47-401247						Advocate-SCA Partners, LLC	IL		Advocate-SCA Partners, LLC	Ownership	51.00	UnitedHealth Group Incorporated		
.0000	26-177241						Affinity Biotech, Inc.	TX		SCA-111 Incis, LLC	Ownership	100.00	UnitedHealth Group Incorporated		
.0000	45-417113						AH Accountable Care Organization, LLC	IN		Diplomat Pharmacy, Inc.	Ownership	100.00	UnitedHealth Group Incorporated		
.0000	35-210956						AH Central Services, LLC	IN		American Health Network of Indiana, LLC	Ownership	100.00	UnitedHealth Group Incorporated		
.0000	98-144745						AH Target Holdings, LLC	DE		AH Target Holdings, LLC	Ownership	100.00	UnitedHealth Group Incorporated		
.0000	98-144745						AH Target Holdings, LLC	DE		Coil Labor Live Care Holdings, LLC	Ownership	80.10	UnitedHealth Group Incorporated		
.0000	98-144745						AH Target Holdings, LLC	DE		Bemedia S.A.	Ownership	76.29	UnitedHealth Group Incorporated		
.0000	98-144745						AH Target Holdings, LLC	DE		Bemedia S.A.	Ownership	76.29	UnitedHealth Group Incorporated		
.0000	98-144745						AH Target Holdings, LLC	DE		Golden Rule Financial Corporation	Ownership	100.00	UnitedHealth Group Incorporated		
.0000	35-174496						All Sovers Life Insurance Company of California	CA		Golden Rule Financial Corporation	Ownership	100.00	UnitedHealth Group Incorporated		
.0000	27-193727						Alliance Surgical Center, LLC	FL		Endoscopy Center Affiliates, Inc.	Ownership	3.50	UnitedHealth Group Incorporated		
.0000	27-193727						Alliance Surgical Center, LLC	FL		SCA-Alliance, LLC	Ownership	51.00	UnitedHealth Group Incorporated		
.0000	83-123942						Alloha Surgical Center, LLC	HI		Surgery Center of Maui, LLC	Ownership	86.00	UnitedHealth Group Incorporated		
.0000	65-109227						Ambient Healthcare, Inc.	TX		Ambient Holdings, Inc.	Ownership	100.00	UnitedHealth Group Incorporated		
.0000	45-215148						Ambient Holdings, Inc.	DE		Quark Initial Services 500, Inc.	Ownership	100.00	UnitedHealth Group Incorporated		
.0000	45-477682						American Health Network of Indiana Care Organization, LLC	IN		AH Target Holdings, LLC	Ownership	100.00	UnitedHealth Group Incorporated		
.0000	35-193865						American Health Network of Indiana II, LLC	IN		AH Target Holdings, LLC	Ownership	100.00	UnitedHealth Group Incorporated		
.0000	35-210929						American Health Network of Indiana, LLC	IN		AH Target Holdings, LLC	Ownership	100.00	UnitedHealth Group Incorporated		
.0000	35-289584						American Health Network of Kentucky, LLC	KY		AH Target Holdings, LLC	Ownership	100.00	UnitedHealth Group Incorporated		

SCHEDULE Y

PART 1A - DETAIL OF INSURANCE HOLDING COMPANY SYSTEM

1	2	3	4	5	6	7	8	9	10	11	12	13	14	15	16
Group Code	Group Name	NAIC Company Code	ID Number	Federal RSSD	CIK	Name of Securities Exchange if Publicly Traded (U.S. or International)	Parent, Subsidiaries or Affiliates	Domiciliary Location	Relationship to Reporting Entity	Directly Controlled by (Name of Entity/Person)	Type of Control (Ownership, Board, Management, Attorney-in-Fact, Influence, Other)	Control Is Ownership Provide Percentage	Ultimate Controlling Entity(ies)/Person(s)	Is an SCA Filing Required? (Y/N)	
	UnitedHealth Group Incorporated	..0000	45-432960				American Health Network of Ohio Care Organization, LLC	OH	N/A	AN Target Holdings, LLC	Ownership	100.000	UnitedHealth Group Incorporated		
		..0000	31-162466				American Health Network of Ohio II, LLC	OH	N/A	AN Target Holdings, LLC	Ownership	100.000	UnitedHealth Group Incorporated		
		..0000	31-162467				American Health Network of Ohio, LLC	OH	N/A	AN Target Holdings, LLC	Ownership	100.000	UnitedHealth Group Incorporated		
		..0000	04-304221				American Healthcare Federation, Inc.	DE	N/A	Diplomat Pharmacy, Inc.	Ownership	100.000	UnitedHealth Group Incorporated		
		..0000	04-174396				AmeriDocso Corporation	DE	N/A	UnitedHealth Group Incorporated	Ownership	100.000	UnitedHealth Group Incorporated		
		..0000	22-308662				AmeriDocso of New Jersey, Inc.	NJ	N/A	AmeriDocso Corporation	Ownership	100.000	UnitedHealth Group Incorporated		
		..0000	08-110820				Amico Solde Ltda.	BR	N/A	Amico Solde - Empresa de Atendimento Clinico	Ownership	10.031	UnitedHealth Group Incorporated		
		..0000	08-110820				Amico Solde Ltda.	BR	N/A	Santa Helena Assistencia Medica S.A.	Ownership	99.089	UnitedHealth Group Incorporated		
		..0000					Amil Assistencia Medica Internacional S.A.	BR	N/A	Participacoes Multisetorial do Brasil	Ownership	92.401	UnitedHealth Group Incorporated		
		..0000					Amil Assistencia Medica Internacional S.A.	BR	N/A	Amil Assistencia Medica Internacional S.A.	Ownership	7.599	UnitedHealth Group Incorporated		
		..0000	08-118212				Amil Internacional S.r.l.	LUK	N/A	Pacifico S.A. Entidad Prestadora de Salud	Ownership	100.000	UnitedHealth Group Incorporated		
		..0000	08-162494				Análisis Clínicos M. S.A.C.	PER	N/A	Esbo - Empresa de Servicios Hospitalares S.A.	Ownership	100.000	UnitedHealth Group Incorporated		
		..0000	08-512469				Angiopatia e Hemodinamica Madre Theodoro Ltda.	BR	N/A	Amil Assistencia Medica Internacional S.A.	Ownership	50.000	UnitedHealth Group Incorporated		
		..0000	08-475728				Arne Arundel-SEA Holdings, LLC	MD	N/A	SEA-Anna Arundel, LLC	Ownership	33.340	UnitedHealth Group Incorporated		
		..0000	32-421093				Arne Arundel-SEA Surgcenter, LLC	MD	N/A	Arne Arundel-SEA Holdings, LLC	Ownership	66.760	UnitedHealth Group Incorporated		
		..0000	25-391351				Antelope Valley Surgery Center, L.P.	CA	N/A	NSC Lanaster, LLC	Ownership	90.494	UnitedHealth Group Incorporated		
		..0000	14-180491				Apotheary Holdings, Inc.	DE	N/A	Quintix Holdings, LLC	Ownership	100.000	UnitedHealth Group Incorporated		
		..0000	45-285272				App eCare Hospitalista Medical Group, Inc.	CA	N/A	Physicians Owned	Influence	100.000	UnitedHealth Group Incorporated		
		..0000	33-094369				App eCare Medical MD, LLC	CA	N/A	App eCare Medical Group, Inc.	Ownership	100.000	UnitedHealth Group Incorporated		
		..0000	33-088874				App eCare Medical Group St. Francis, Inc.	CA	N/A	Physicians Owned	Influence	100.000	UnitedHealth Group Incorporated		
		..0000	27-208667				App eCare Medical Management, LLC	DE	N/A	Physicians Owned	Influence	100.000	UnitedHealth Group Incorporated		
		..0000					APS - Assistencia Personalizada e Saúde Ltda.	DE	N/A	Colaborative Care Holdings, LLC	Ownership	100.000	UnitedHealth Group Incorporated		
		..0000					APS - Assistencia Personalizada e Saúde Ltda.	BR	N/A	Santa Helena Assistencia Medica S.A.	Ownership	100.000	UnitedHealth Group Incorporated		
		..0000	08-390975				Applentia Children Helping Sp	BR	N/A	Amil Assistencia Medica Internacional S.A.	Ownership	100.000	UnitedHealth Group Incorporated		
		..0000	75-298578				Archbell Health MSU LLC	CA	N/A	Archbell Health MSU LLC	Ownership	24.500	UnitedHealth Group Incorporated		
		..0000	08-316459				Archbell Health Professional Services Holding Co.	DE	N/A	Archbell Health, LLC	Ownership	100.000	UnitedHealth Group Incorporated		
		..0000	08-327862				Archbell Health Professional Services of Alabama, LLC	AL	N/A	Physicians Owned	Influence	100.000	UnitedHealth Group Incorporated		
		..0000	08-315273				Archbell Health Professional Services of Kansas, P.A.	KS	N/A	Physicians Owned	Influence	100.000	UnitedHealth Group Incorporated		
		..0000	08-3241870				Archbell Health Professional Services of North Carolina, P.C.	NC	N/A	Physicians Owned	Influence	100.000	UnitedHealth Group Incorporated		
		..0000	08-322071				Archbell Health Professional Services of Oklahoma, LLC	OK	N/A	Physicians Owned	Influence	100.000	UnitedHealth Group Incorporated		
		..0000	08-319019				Archbell Health Professional Services of Arizona, LLC	AZ	N/A	Physicians Owned	Influence	100.000	UnitedHealth Group Incorporated		
		..0000	08-068629				Arise Physician Group	TX	N/A	Triple A Partners, LLC	Ownership	99.600	UnitedHealth Group Incorporated		
		..0000	08-494300				Arizona Physicians IPA, Inc.	AZ	N/A	SEA Austin Holdings, LLC	Ownership	100.000	UnitedHealth Group Incorporated		
		..0000	08-081332				Arrington Surgery Center, LLC	TX	N/A	UnitedHealthcare, Inc.	Ownership	100.000	UnitedHealth Group Incorporated		
		..0000	75-205900				ARMA Western California, Inc.	CA	N/A	Surgical Care Affiliates, LLC	Influence	51.794	UnitedHealth Group Incorporated		
		..0000	33-068815				ASC Holdings of New Jersey, LLC	NJ	N/A	Physicians Owned	Influence	100.000	UnitedHealth Group Incorporated		
		..0000	08-307196				ASC Network, LLC	DE	N/A	Surgical Care Affiliates, LLC	Ownership	100.000	UnitedHealth Group Incorporated		
		..0000	08-490441				Aspectus, Inc.	DE	N/A	Health Professional Services Holding Co.	Ownership	100.000	UnitedHealth Group Incorporated		
		..0000	04-304301				Associação Lúdica Knowledge Center - Health Education and Research	PT	N/A	Physicians Owned	Influence	25.000	UnitedHealth Group Incorporated		
		..0000					Associação Lúdica Knowledge Center - Health Education and Research	PT	N/A	Clínica de Santo Antônio, S.A.	Ownership	25.000	UnitedHealth Group Incorporated		

## SCHEDULE Y

## PART 1A - DETAIL OF INSURANCE HOLDING COMPANY SYSTEM

1	2	3	4	5	6	7	8	9	10	11	12	13	14	15	16
Group Code	Group Name	NAIC Company Code	ID Number	Federal RSSD	CIK	Name of Securities Exchange if Publicly Traded (U.S. or International)	Parent, Subsidiaries Or Affiliates	Dominant Location	Relationship to Reporting Entity	Directly Controlled by (Name of Entity/Person)	Type of Control (Ownership, Board, Management, Attorney-in-Fact, Influence, Other)	Control Is Ownership Provide Percentage	Ultimate Controlling Entity(ies)/Person(s)	Is an SCA Filing Required? (Y/N)	
		..0000					Asso Iqis Lus Iqis Knowledge Center - Health Education and Research	RT	N/A	Lus Iqis, S.A.	Ownership	25.00	Un Iqis Health Group Incorporated		
		..0000					Asso Iqis Lus Iqis Knowledge Center - Health Education and Research	RT	N/A	Lus Iqis, S.P.S. S.A.	Ownership	25.00	Un Iqis Health Group Incorporated		
		..0000	26-307827				Asso Iqis Lus Iqis Knowledge Center - Health Education and Research	RT	N/A	Clinica Medica Cirurgica de Santa Tecla, S.A.	Ownership	25.00	Un Iqis Health Group Incorporated		
		..0000	26-307827				Asso Iqis Lus Iqis Knowledge Center - Health Education and Research	RT	N/A	Quim Pharmacy 706, LLC	Ownership	100.00	Un Iqis Health Group Incorporated		
		..0000	26-307827				Asso Iqis Lus Iqis Knowledge Center - Health Education and Research	RT	N/A	Optimal Pharmacy, Inc.	Ownership	100.00	Un Iqis Health Group Incorporated		
		..0000	47-080045				Al-Hera II Insurance Professionals, Inc.	IL	N/A	Optimal Pharmacy, Inc.	Ownership	100.00	Un Iqis Health Group Incorporated		
		..0000	84-519428				Avia Health Solutions, LLC	DE	N/A	Optimal Pharmacy, Inc.	Ownership	100.00	Un Iqis Health Group Incorporated		
		..0000	20-452703				Avia Health Solutions, Inc.	DE	N/A	Optimal Pharmacy, Inc.	Ownership	100.00	Un Iqis Health Group Incorporated		
		..0000	31-042284				AviaCare, LLC	DE	N/A	Optimal Pharmacy, Inc.	Ownership	100.00	Un Iqis Health Group Incorporated		
		..0000	61-170898				AviaCare, LLC	DE	N/A	Optimal Pharmacy, Inc.	Ownership	100.00	Un Iqis Health Group Incorporated		
		..0000	72-107827				B.R.A.S.S. Partnership in Comendán	LA	N/A	Optimal Pharmacy, Inc.	Ownership	100.00	Un Iqis Health Group Incorporated		
		..0000	98-162787				Banmedica Colombia S.A.S.	CO	N/A	Optimal Pharmacy, Inc.	Ownership	100.00	Un Iqis Health Group Incorporated		
		..0000	98-144451				Banmedica Internacional S/A	CO	N/A	Optimal Pharmacy, Inc.	Ownership	100.00	Un Iqis Health Group Incorporated		
		..0000	98-144451				Banmedica Internacional S/A	CO	N/A	Optimal Pharmacy, Inc.	Ownership	100.00	Un Iqis Health Group Incorporated		
		..0000	98-144451				Banmedica Internacional S/A	CO	N/A	Optimal Pharmacy, Inc.	Ownership	100.00	Un Iqis Health Group Incorporated		
		..0000	47-200376				Beach Surgical Holdings II, LLC	CA	N/A	Optimal Pharmacy, Inc.	Ownership	99.390	Un Iqis Health Group Incorporated		
		..0000	47-494390				Beach Surgical Holdings III, LLC	CA	N/A	Optimal Pharmacy, Inc.	Ownership	49.000	Un Iqis Health Group Incorporated		
		..0000	37-170821				Beach Surgical Holdings LLC	CA	N/A	Optimal Pharmacy, Inc.	Ownership	61.730	Un Iqis Health Group Incorporated		
		..0000	33-064987				Beaver Medical Group, P.C.	CA	N/A	Optimal Pharmacy, Inc.	Ownership	100.00	Un Iqis Health Group Incorporated		
		..0000	88-037857				Behavira Healthcare Options, Inc.	NV	N/A	Optimal Pharmacy, Inc.	Ownership	100.00	Un Iqis Health Group Incorporated		
		..0000	42-149537				Benefit Administration for the Self Employed, L.L.C.	IL	N/A	Optimal Pharmacy, Inc.	Ownership	100.00	Un Iqis Health Group Incorporated		
		..0000	46-119498				Benefit Insurance Solutions, Inc.	DE	N/A	Optimal Pharmacy, Inc.	Ownership	100.00	Un Iqis Health Group Incorporated		
		..0000	47-494390				Better Health Value Network, LLC	NY	N/A	Optimal Pharmacy, Inc.	Influence	100.00	Un Iqis Health Group Incorporated		
		..0000	22-363211				Bear Imaging Center, LLC	NY	N/A	Optimal Pharmacy, Inc.	Ownership	100.00	Un Iqis Health Group Incorporated		
		..0000	01-009629				Stark, LLC	DE	N/A	Optimal Pharmacy, Inc.	Ownership	100.00	Un Iqis Health Group Incorporated		
		..0000	65-084076				Birmingham Outpatient Surgery Center, Ltd.	IL	N/A	Optimal Pharmacy, Inc.	Ownership	30.250	Un Iqis Health Group Incorporated		
		..0000	65-084076				Birmingham Outpatient Surgery Center, LLC	IL	N/A	Optimal Pharmacy, Inc.	Ownership	100.00	Un Iqis Health Group Incorporated		
		..0000	65-084280				Blue Ridge ASC, LLC	DE	N/A	Optimal Pharmacy, Inc.	Ownership	49.000	Un Iqis Health Group Incorporated		
		..0000	47-475885				Blue Ridge Day Surgery Center, L.P.	NY	N/A	Optimal Pharmacy, Inc.	Ownership	38.174	Un Iqis Health Group Incorporated		
		..0000	65-531022				Blue Ridge Properties, LLC	NY	N/A	Optimal Pharmacy, Inc.	Ownership	100.00	Un Iqis Health Group Incorporated		
		..0000	37-224593				Blue Ridge Properties, LLC	DE	N/A	Optimal Pharmacy, Inc.	Ownership	38.208	Un Iqis Health Group Incorporated		
		..0000	37-945461				Booa Rejon Outpatient Surgery & Laser Center, LTD.	IL	N/A	Optimal Pharmacy, Inc.	Ownership	30.000	Un Iqis Health Group Incorporated		
		..0000	65-024934				Bordeaux (Barbados) Holdings I, SRL	BB	N/A	Optimal Pharmacy, Inc.	Ownership	100.00	Un Iqis Health Group Incorporated		
		..0000	98-139690				Bordeaux (Barbados) Holdings II, SRL	BB	N/A	Optimal Pharmacy, Inc.	Ownership	100.00	Un Iqis Health Group Incorporated		
		..0000	98-139659				Bordeaux (Barbados) Holdings III, S.r.l.	BB	N/A	Optimal Pharmacy, Inc.	Ownership	100.00	Un Iqis Health Group Incorporated		
		..0000	98-140364				Bordeaux (Barbados) Holdings IV Limited	BB	N/A	Optimal Pharmacy, Inc.	Ownership	100.00	Un Iqis Health Group Incorporated		
		..0000	98-139940				Bordeaux Holding SPA	CO	N/A	Optimal Pharmacy, Inc.	Ownership	100.00	Un Iqis Health Group Incorporated		
		..0000	82-317824				Bordeaux International Holdings, Inc.	BB	N/A	Optimal Pharmacy, Inc.	Ownership	100.00	Un Iqis Health Group Incorporated		
		..0000	98-139074				Bordeaux UK Holdings I Limited	BB	N/A	Optimal Pharmacy, Inc.	Ownership	3.295	Un Iqis Health Group Incorporated		
		..0000	98-139074				Bordeaux UK Holdings I Limited	BB	N/A	Optimal Pharmacy, Inc.	Ownership	96.705	Un Iqis Health Group Incorporated		
		..0000	98-139194				Bordeaux UK Holdings II Limited	BB	N/A	Optimal Pharmacy, Inc.	Ownership	100.00	Un Iqis Health Group Incorporated		
		..0000	98-139224				Bordeaux UK Holdings III Limited	BB	N/A	Optimal Pharmacy, Inc.	Ownership	100.00	Un Iqis Health Group Incorporated		
		..0000	98-111273				Boque Medical Center Ltda.	BR	N/A	Optimal Pharmacy, Inc.	Ownership	83.045	Un Iqis Health Group Incorporated		
		..0000	98-111273				Boque Medical Center Ltda.	BR	N/A	Optimal Pharmacy, Inc.	Ownership	16.995	Un Iqis Health Group Incorporated		
		..0000	21-239784				Brandon Ambulatory Surgery Center, LC	FL	N/A	Optimal Pharmacy, Inc.	Ownership	3.120	Un Iqis Health Group Incorporated		
		..0000	21-239784				Brandon Ambulatory Surgery Center, LC	FL	N/A	Optimal Pharmacy, Inc.	Ownership	54.546	Un Iqis Health Group Incorporated		

**SCHEDULE Y**  
**PART 1A - DETAIL OF INSURANCE HOLDING COMPANY SYSTEM**

1	2	3	4	5	6	7	8	9	10	11	12	13	14	15	16
Group Code	Group Name	NAIC Company Code	ID Number	Federal RSSD	CIK	Name of Securities Exchange if Publicly Traded (U.S. or International)	Parent, Subsidiaries Or Affiliates	Dominant Location	Relationship to Reporting Entity	Directly Controlled by (Name of Entity/Person)	Type of Control (Ownership, Board, Management, Attorney-in-Fact, Influence, Other)	Control Is Ownership Provide Percentage	Ultimate Controlling Entity(ies)/Person(s)	Is an SCA Filing Required? (Y/N)	
	Unitedhealth Group Incorporated	0000	9-088447				Brovark Int'l Services 902, LLC	DE	N/A	Unitedhealth Group Incorporated	Ownership	100.000	Unitedhealth Group Incorporated		
	Unitedhealth Group Incorporated	0000	11-364785				Brovark of Florida, Inc.	DE	N/A	Unitedhealth Group Incorporated	Ownership	100.000	Unitedhealth Group Incorporated		
	Unitedhealth Group Incorporated	0000	01-619651				Brovark of Maine, Inc.	DE	N/A	Unitedhealth Group Incorporated	Ownership	100.000	Unitedhealth Group Incorporated		
	Unitedhealth Group Incorporated	0000	27-333130				Brovark of Massachusetts, LLC	MA	N/A	Unitedhealth Group Incorporated	Ownership	100.000	Unitedhealth Group Incorporated		
	Unitedhealth Group Incorporated	0000	47-427678				Cabin Enterprises, LLC	DE	N/A	Unitedhealth Group Incorporated	Ownership	100.000	Unitedhealth Group Incorporated		
	Unitedhealth Group Incorporated	0000	47-429467				Cabin Holdings, LLC	DE	N/A	Unitedhealth Group Incorporated	Ownership	100.000	Unitedhealth Group Incorporated		
	Unitedhealth Group Incorporated	0000	26-571191				Call Home Medical Group Insurance Company, Ltd.	VT	N/A	Unitedhealth Group Incorporated	Ownership	100.000	Unitedhealth Group Incorporated		
	Unitedhealth Group Incorporated	0000	81-088124				Call Home Medical Group Insurance Company, Ltd.	VT	N/A	Unitedhealth Group Incorporated	Ownership	100.000	Unitedhealth Group Incorporated		
	Unitedhealth Group Incorporated	0000	81-088124				Call Home Medical Group Insurance Company, Ltd.	VT	N/A	Unitedhealth Group Incorporated	Ownership	100.000	Unitedhealth Group Incorporated		
	Unitedhealth Group Incorporated	0000	52-582278				Cap Hill Insurance Company	PA	N/A	Unitedhealth Group Incorporated	Ownership	100.000	Unitedhealth Group Incorporated		
	Unitedhealth Group Incorporated	0000	52-582278				Cap Hill Insurance Company	PA	N/A	Unitedhealth Group Incorporated	Ownership	100.000	Unitedhealth Group Incorporated		
	Unitedhealth Group Incorporated	0000	52-582278				Cap Hill Insurance Company	PA	N/A	Unitedhealth Group Incorporated	Ownership	100.000	Unitedhealth Group Incorporated		
	Unitedhealth Group Incorporated	0000	27-385264				Capital City Medical Group, L.L.C.	IA	N/A	Unitedhealth Group Incorporated	Ownership	100.000	Unitedhealth Group Incorporated		
	Unitedhealth Group Incorporated	0000	27-385264				Capital City Medical Group, L.L.C.	IA	N/A	Unitedhealth Group Incorporated	Ownership	100.000	Unitedhealth Group Incorporated		
	Unitedhealth Group Incorporated	0000	20-837665				Capital Holding Company, LLC	DE	N/A	Unitedhealth Group Incorporated	Ownership	100.000	Unitedhealth Group Incorporated		
	Unitedhealth Group Incorporated	0000	20-837665				Capital Holding Company, LLC	DE	N/A	Unitedhealth Group Incorporated	Ownership	100.000	Unitedhealth Group Incorporated		
	Unitedhealth Group Incorporated	0000	20-837665				Capital Holding Company, LLC	DE	N/A	Unitedhealth Group Incorporated	Ownership	100.000	Unitedhealth Group Incorporated		
	Unitedhealth Group Incorporated	0000	45-407684				Care Improvement Plus of Texas Insurance Company	TX	IA	Unitedhealth Group Incorporated	Ownership	100.000	Unitedhealth Group Incorporated		
	Unitedhealth Group Incorporated	0000	45-407684				Care Improvement Plus of Texas Insurance Company	TX	IA	Unitedhealth Group Incorporated	Ownership	100.000	Unitedhealth Group Incorporated		
	Unitedhealth Group Incorporated	0000	20-388812				Care Improvement Plus South Central Insurance Company	TX	IA	Unitedhealth Group Incorporated	Ownership	100.000	Unitedhealth Group Incorporated		
	Unitedhealth Group Incorporated	0000	20-388812				Care Improvement Plus South Central Insurance Company	TX	IA	Unitedhealth Group Incorporated	Ownership	100.000	Unitedhealth Group Incorporated		
	Unitedhealth Group Incorporated	0000	27-508186				Care Logistics, LLC	WI	IA	Unitedhealth Group Incorporated	Ownership	100.000	Unitedhealth Group Incorporated		
	Unitedhealth Group Incorporated	0000	88-095009				Care Logistics, LLC	WI	IA	Unitedhealth Group Incorporated	Ownership	100.000	Unitedhealth Group Incorporated		
	Unitedhealth Group Incorporated	0000	88-355743				Caremember, LLC	DE	N/A	Unitedhealth Group Incorporated	Ownership	100.000	Unitedhealth Group Incorporated		
	Unitedhealth Group Incorporated	0000	88-355743				Caremember, LLC	DE	N/A	Unitedhealth Group Incorporated	Ownership	100.000	Unitedhealth Group Incorporated		
	Unitedhealth Group Incorporated	0000	88-355743				Caremember, LLC	DE	N/A	Unitedhealth Group Incorporated	Ownership	100.000	Unitedhealth Group Incorporated		
	Unitedhealth Group Incorporated	0000	88-410390				Caremember Health Solutions Employer, LLC	DE	N/A	Unitedhealth Group Incorporated	Ownership	100.000	Unitedhealth Group Incorporated		
	Unitedhealth Group Incorporated	0000	88-410390				Caremember Health Solutions Employer, LLC	DE	N/A	Unitedhealth Group Incorporated	Ownership	100.000	Unitedhealth Group Incorporated		
	Unitedhealth Group Incorporated	0000	88-410390				Caremember Health Solutions Employer, LLC	DE	N/A	Unitedhealth Group Incorporated	Ownership	100.000	Unitedhealth Group Incorporated		
	Unitedhealth Group Incorporated	0000	82-418557				Caremember Health Solutions, LLC	DE	N/A	Unitedhealth Group Incorporated	Ownership	100.000	Unitedhealth Group Incorporated		
	Unitedhealth Group Incorporated	0000	19-354120				Caremember Medical, P.C.	NC	N/A	Unitedhealth Group Incorporated	Ownership	100.000	Unitedhealth Group Incorporated		
	Unitedhealth Group Incorporated	0000	19-354120				Caremember Medical, P.C.	NC	N/A	Unitedhealth Group Incorporated	Ownership	100.000	Unitedhealth Group Incorporated		
	Unitedhealth Group Incorporated	0000	98-328671				Casa de Sãde Santa Therese Ltdh	BR	N/A	Unitedhealth Group Incorporated	Ownership	100.000	Unitedhealth Group Incorporated		
	Unitedhealth Group Incorporated	0000	98-328671				Casa de Sãde Santa Therese Ltdh	BR	N/A	Unitedhealth Group Incorporated	Ownership	100.000	Unitedhealth Group Incorporated		
	Unitedhealth Group Incorporated	0000	82-820785				Catala Rock Surg/Center, LLC	CO	N/A	Unitedhealth Group Incorporated	Ownership	51.000	Unitedhealth Group Incorporated		
	Unitedhealth Group Incorporated	0000	20-880791				Catalyst360, LLC	DE	N/A	Unitedhealth Group Incorporated	Ownership	100.000	Unitedhealth Group Incorporated		
	Unitedhealth Group Incorporated	0000					Catamaran Finance (Ireland) Unlimited Company	IR	N/A	Unitedhealth Group Incorporated	Ownership	100.000	Unitedhealth Group Incorporated		
	Unitedhealth Group Incorporated	0000	98-108767				Catamaran S.r.l.	LUX	N/A	Unitedhealth Group Incorporated	Ownership	100.000	Unitedhealth Group Incorporated		
	Unitedhealth Group Incorporated	0000	82-171584				CCO Holdings Management, LLC	TX	N/A	Unitedhealth Group Incorporated	Ownership	100.000	Unitedhealth Group Incorporated		
	Unitedhealth Group Incorporated	0000	85-388873				CCC Holdings Colombia S.A.S.	CO	N/A	Unitedhealth Group Incorporated	Ownership	100.000	Unitedhealth Group Incorporated		
	Unitedhealth Group Incorporated	0000	27-253347				Cedar Park JV Partners, LLC	TX	N/A	Unitedhealth Group Incorporated	Ownership	43.700	Unitedhealth Group Incorporated		
	Unitedhealth Group Incorporated	0000	27-253347				Cedar Park Surgery Center, LLC	TX	N/A	Unitedhealth Group Incorporated	Ownership	19.660	Unitedhealth Group Incorporated		
	Unitedhealth Group Incorporated	0000	98-1111491				Cened Care - Empresa de Atendimento Clinico Geral Ltda.	BR	N/A	Unitedhealth Group Incorporated	Ownership	100.000	Unitedhealth Group Incorporated		
	Unitedhealth Group Incorporated	0000	98-332471				Center for Restorative Surgery at Maple Grove, LLC	IN	N/A	Unitedhealth Group Incorporated	Ownership	52.025	Unitedhealth Group Incorporated		
	Unitedhealth Group Incorporated	0000	33-048310				Centers for Family Medicine, GP Corporation	CA	N/A	Unitedhealth Group Incorporated	Ownership	99.000	Unitedhealth Group Incorporated		
	Unitedhealth Group Incorporated	0000	45-413797				Central Indiana Care Organization, LLC	IN	N/A	Unitedhealth Group Incorporated	Ownership	100.000	Unitedhealth Group Incorporated		
	Unitedhealth Group Incorporated	0000	45-500514				Central Ohio Care Organization, LLC	OH	N/A	Unitedhealth Group Incorporated	Ownership	100.000	Unitedhealth Group Incorporated		
	Unitedhealth Group Incorporated	0000					Central Health, LLC	DE	N/A	Unitedhealth Group Incorporated	Ownership	100.000	Unitedhealth Group Incorporated		
	Unitedhealth Group Incorporated	0000					Central Health, LLC	DE	N/A	Unitedhealth Group Incorporated	Ownership	100.000	Unitedhealth Group Incorporated		
	Unitedhealth Group Incorporated	0000					Central Health, LLC	DE	N/A	Unitedhealth Group Incorporated	Ownership	100.000	Unitedhealth Group Incorporated		

**SCHEDULE Y  
PART 1A - DETAIL OF INSURANCE HOLDING COMPANY SYSTEM**

1	2	3	4	5	6	7	8	9	10	11	12	13	14	15	16
Group Code	Group Name	NAIC Company Code	ID Number	Federal RSSD	CIK	Name of Securities Exchange if Publicly Traded (U.S. or International)	Parent, Subsidiaries or Affiliates	Domiciliary Location	Relationship to Reporting Entity	Directly Controlled by (Name of Entity/Person)	Type of Control (Ownership, Board, Management, Attorney-in-Fact, Influence, Other)	Control is Ownership Provide Percentage	Ultimate Controlling Entity(ies)/Person(s)	Is an SCA Filing Required? (Y/N)	
		.0000					Centro de Entrenamiento Operación en Reiniciación y Prevención Limitada	DL	N/A	Servicios Integrados de Salud Ltda.	Ownership	1.000	Unitehealth Group Incorporated		
		.0000					Centro de Entrenamiento Operación en Reiniciación y Prevención Limitada	DL	N/A	Clinica Davila y Servicios Medicos S.p.A.	Ownership	99.000	Unitehealth Group Incorporated		
		.0000	98-1450490				Centro de Servicios Compartidos Benedita S/A	DL	N/A	Constructores Inmobiliaria Magoo S.A.	Ownership	0.100	Unitehealth Group Incorporated		
		.0000	98-1450490				Centro de Servicios Compartidos Benedita S/A	DL	N/A	Benedita S.A.	Ownership	99.900	Unitehealth Group Incorporated		
		.0000					Centro Médico Hospitalar Pituangaras Ltda.	BR	N/A	Serviços Integrados de Tiquatinga Ltda.	Ownership	0.000	Unitehealth Group Incorporated		
		.0000	98-1457987				Centro Oncológico Americano S.A.C.	BR	N/A	Empresa de Servicios Hospitalares S/A	Ownership	100.000	Unitehealth Group Incorporated		
		.0000	98-1457985				Centromed Quirosc S.A.	PER	N/A	Pacifico S.A. Entidad Prestadora de Salud	Ownership	80.000	Unitehealth Group Incorporated		
		.0000					Centros Medicos y Dentales Multimed Ltda.	DL	N/A	Administradora Medica Centromed S.A.	Ownership	93.450	Unitehealth Group Incorporated		
		.0000					Centurion Casalty Company	DL	N/A	Clinica Davila y Servicios Medicos S.p.A.	Ownership	0.010	Unitehealth Group Incorporated		
		.42765	42-154167				Channel Islands Surgicenter Properties, LLC	NE	N/A	Omea SpA	Ownership	99.990	Unitehealth Group Incorporated		
	Unitehealth Group Incorporated	.0000	46-1454984				Charleston Surgery Center Limited Partnership	DE	N/A	Specialty Benefits, LLC	Ownership	100.000	Unitehealth Group Incorporated		
		.0000	98-1709761				Charleston Surgery Properties, LLC	SC	N/A	SCA Holding Company, Inc.	Ownership	62.743	Unitehealth Group Incorporated		
		.0000	82-307399				Charlotte Surgery Center, LLC	NC	N/A	SCA-Charleston, LLC	Ownership	26.056	Unitehealth Group Incorporated		
		.0000	95-144931				Charlotte Surgery Properties, LTD	NC	N/A	SCA-Charleston, LLC	Ownership	50.852	Unitehealth Group Incorporated		
		.0000	95-144932				Charlotte Surgery Properties, LTD	NC	N/A	Charlotte-S, LLC	Ownership	16.609	Unitehealth Group Incorporated		
		.0000	95-144932				Charlotte-S, LLC	NC	N/A	SC Affiliates, LLC	Ownership	4.000	Unitehealth Group Incorporated		
		.0000	82-132587				Chatham Orthopaedic ASC, LLC	GA	N/A	SC-Medburg Development Corp.	Ownership	14.000	Unitehealth Group Incorporated		
		.0000	28-239938				Childrens Surgery Center LLC	FL	N/A	SC Affiliates, LLC	Ownership	100.000	Unitehealth Group Incorporated		
		.0000	82-1510209				Citrus Regional Surgery Center, L.P.	FL	N/A	SC Affiliates, LLC	Ownership	15.000	Unitehealth Group Incorporated		
		.0000	28-912672				Claims Management Systems, Inc.	FL	N/A	SC-Central Florida, LLC	Ownership	50.000	Unitehealth Group Incorporated		
		.0000	98-1458640				Clinica Alameda SpA	DL	N/A	Sancti Benefits, Inc.	Ownership	100.000	Unitehealth Group Incorporated		
		.0000	98-1458640				Clinica Brio SpA	DL	N/A	Surgical Care Affiliates, LLC	Influencia	51.000	Unitehealth Group Incorporated		
		.0000	98-1443771				Clinica Ciudad del Mar S.A.	DL	N/A	Sancti S.A.	Ownership	99.200	Unitehealth Group Incorporated		
		.0000	98-1442791				Clinica Ciudad del Mar S.A.	DL	N/A	Ida Ingeps S.p.A.	Ownership	100.000	Unitehealth Group Incorporated		
		.0000	98-1442791				Clinica Davila y Servicios Medicos S.p.A.	DL	N/A	Inverciones Clinicas Santa Maria SpA	Ownership	100.000	Unitehealth Group Incorporated		
		.0000	98-1446192				Clinica Davila y Servicios Medicos S.p.A.	DL	N/A	Benedita S.A.	Ownership	0.000	Unitehealth Group Incorporated		
		.0000	98-1446192				Clinica del Country S.A.S.	DL	N/A	Inverciones Clinicas Santa Maria SpA	Ownership	100.000	Unitehealth Group Incorporated		
		.0000					Clinica Médico Cirujica de Santa Tecla, S.A.	DL	N/A	Benedita S.A.	Ownership	99.998	Unitehealth Group Incorporated		
		.0000	98-1330667				Clinica Porozuelo S.A.	PR	N/A	Benedita S.A.	Ownership	50.000	Unitehealth Group Incorporated		
		.0000	98-1462343				Clinica San Felipe S.A.	PR	N/A	Lusitadas, SGRS, S.A.	Ownership	100.000	Unitehealth Group Incorporated		
		.0000	98-1455986				Clinica Sanchez Ferrer S.A.	PER	N/A	Clinica del Country S.A.S.	Ownership	27.700	Unitehealth Group Incorporated		
		.0000	98-1442754				Clinica Vespucio S.A.	PER	N/A	Pacifico S.A. Entidad Prestadora de Salud	Ownership	93.740	Unitehealth Group Incorporated		
		.0000	98-1442745				Clinica Vespucio S.A.	DL	N/A	Benedita S.A.	Ownership	100.000	Unitehealth Group Incorporated		
		.0000	98-1442745				Clinical Partners of Colorado Springs, LLC	DL	N/A	Inverciones Clinicas Santa Maria SpA	Ownership	99.510	Unitehealth Group Incorporated		
		.0000	46-287918				Clincon Partners, LLC	DL	N/A	Benedita S.A.	Ownership	0.000	Unitehealth Group Incorporated		
		.0000	23-239624				CLISA - Centro de Santo Antonio, S.A.	NI	N/A	OptiCare Colorado, LLC	Ownership	50.000	Unitehealth Group Incorporated		
		.0000	98-1330671				COO - Centro Médico de Oftalmología S/S Ltda.	PR	N/A	HRF-SCA Holdings, LLC	Ownership	58.800	Unitehealth Group Incorporated		
		.0000	98-1337988				COO - Centro Médico de Oftalmología S/S Ltda.	BR	N/A	Lusitadas, SGRS, S.A.	Ownership	100.000	Unitehealth Group Incorporated		
		.0000						BR	N/A	Crurgica Ltda.	Ownership	1.000	Unitehealth Group Incorporated		

**SCHEDULE Y**

**PART 1A - DETAIL OF INSURANCE HOLDING COMPANY SYSTEM**

1	2	3	4	5	6	7	8	9	10	11	12	13	14	15	16
Group Code	Group Name	NAIC Company Code	ID Number	Federal RSSD	CIK	Name of Securities Exchange if Publicly Traded (U.S. or International)	Parent, Subsidiaries or Affiliates	Dominant Location	Relationship to Reporting Entity	Directly Controlled by (Name of Entity/Person)	Type of Control (Ownership, Board, Management, Attorney-in-Fact, Influence, Other)	Control is Ownership Provide Percentage	Ultimate Controlling Entity(ies)/Person(s)	Is an SCA Filing Required? (Y/N)	
0000		0000	98-1337988				OMO - Centro Médico de Oftalmología SS Ltda.	BR	N/A	Hospital Alvorada de Taguatinga Ltda.	Ownership	99.000	Unithedhealth Group Incorporated		
0000		0000	98-1277015				OMS - Central de Manipulação e Serviços Farmacêuticos S.A.	BR	N/A	OMI - Clinicas Oncológicas Integradas S.A.	Ownership	99.990	Unithedhealth Group Incorporated		
0000		0000	98-1277015				OMS - Central de Manipulação e Serviços Farmacêuticos S.A.	BR	N/A	Esio - Empresa de Serviços Hospitalares S.A.	Ownership	0.010	Unithedhealth Group Incorporated		
0000		0000	98-2674371				Casneria Valley Physicians of Primary Care, Inc.	CA	N/A	PrimeCare of Riverside, Inc.	Ownership	100.000	Unithedhealth Group Incorporated		
0000		0000	27-193028				Coalition for Advanced Pharmacy Services, Inc.	DE	N/A	OptumRx Health Solutions, LLC	Ownership	99.286	Unithedhealth Group Incorporated		
0000		0000	27-193028				Coalition for Advanced Pharmacy Services, Inc.	DE	N/A	OptumRx Pharmacy Services, LLC	Ownership	1.277	Unithedhealth Group Incorporated		
0000		0000	27-193028				Coalition for Advanced Pharmacy Services, Inc.	DE	N/A	OptumRx Home Delivery of Ohio, LLC	Ownership	0.116	Unithedhealth Group Incorporated		
0000		0000	27-193028				Coalition for Advanced Pharmacy Services, Inc.	DE	N/A	OptumRx FM of Maryland, LLC	Ownership	5.341	Unithedhealth Group Incorporated		
0000		0000	98-144067				Cobranças Benedita S/A	CH	N/A	Sedra S.A.	Ownership	0.000	Unithedhealth Group Incorporated		
0000		0000	98-144067				Cobranças Benedita S/A	CH	N/A	Benedicta S.A.	Ownership	100.000	Unithedhealth Group Incorporated		
0000		0000	98-1276040				OMI - Clinicas Oncológicas Integradas S.A.	BR	N/A	OptumRx S.A.	Ownership	100.000	Unithedhealth Group Incorporated		
0000		0000	27-2337616				Collaborative Care Holdings, LLC	DE	N/A	OptumRx Health Holdings, LLC	Ownership	100.000	Unithedhealth Group Incorporated		
0000		0000	27-2337487				Collaborative Care Services, Inc.	DE	N/A	OptumRx Health Holdings, LLC	Ownership	100.000	Unithedhealth Group Incorporated		
0000		0000	45-2614005				Collaborative Care Realty, LLC	IN	N/A	OptumRx Health Holdings, LLC	Ownership	100.000	Unithedhealth Group Incorporated		
0000		0000					Colmedica Medicina Pregagada S.A.	DJ	N/A	Benedicta S.A.	Ownership	76.270	Unithedhealth Group Incorporated		
0000		0000					Colmedica Medicina Pregagada S.A.	DJ	N/A	Constructora Inmobiliaria Magaog S.A.	Ownership	0.000	Unithedhealth Group Incorporated		
0000		0000	88-1529015				Colonial Outpatient Surgery Center, LLC	FL	N/A	SCA- Colonial Partners, LLC	Ownership	51.000	Unithedhealth Group Incorporated		
0000		0000	97-1636677				Colorado Springs Surgery Center, Ltd.	CO	N/A	OptumCare Colorado, LLC	Ownership	100.000	Unithedhealth Group Incorporated		
0000		0000	11-3671007				Centor Care Transportation, LLC	TX	N/A	SCA- Colorado Springs, LLC	Ownership	35.000	Unithedhealth Group Incorporated		
0000		0000	98-272841				Connecticut Surgical Center, Limited Partnership	CT	N/A	WellMed Medical Management, Inc.	Ownership	100.000	Unithedhealth Group Incorporated		
0000		0000	98-272841				Connecticut Surgical Center, Limited Partnership	CT	N/A	Physicians Owned	Influence	100.000	Unithedhealth Group Incorporated		
0000		0000	06-592773				Connecticut Surgical Center, Limited Partnership	CT	N/A	Connecticut Surgical Center, LLC	Ownership	51.000	Unithedhealth Group Incorporated		
0000		0000	06-592773				Connecticut Surgical Center, Limited Partnership	CT	N/A	Connecticut Surgical Center, LLC	Ownership	1.500	Unithedhealth Group Incorporated		
0000		0000	26-313846				Connecticut Surgical Center, LLC	DE	N/A	SCA Affiliates, LLC	Ownership	100.000	Unithedhealth Group Incorporated		
0000		0000	06-153842				Connecticut Surgical Center, LLC	DE	N/A	Surgical Care Affiliates, LLC	Ownership	57.843	Unithedhealth Group Incorporated		
0000		0000	46-0891463				Connecticut Surgical Center, LLC	DE	N/A	Optum Financial, Inc.	Ownership	100.000	Unithedhealth Group Incorporated		
0000		0000	26-127492				Connecticut Surgical Center, LLC	MD	N/A	Connecticut Care, Inc.	Ownership	100.000	Unithedhealth Group Incorporated		
0000		0000	98-1448720				Constructora Inmobiliaria Magaog S.A.	CH	N/A	Benedicta S.A.	Ownership	99.900	Unithedhealth Group Incorporated		
0000		0000	21-0231080				Consumer Wellness Solutions, Inc.	DE	N/A	Imobiliária Apogundo 3600 Ltda.	Ownership	0.100	Unithedhealth Group Incorporated		
0000		0000	83-299969				Cornell Surgcenter, LLC	FL	N/A	Optum Services, Inc.	Ownership	100.000	Unithedhealth Group Incorporated		
0000		0000	87-1194519				Corpus Christi Endoscopy Center, L.L.P.	TX	N/A	Providence & SCA Off-Campus Holdings, LLC	Ownership	58.344	Unithedhealth Group Incorporated		
0000		0000	21-299593				Country San Ltda.	DE	N/A	SCA Pacific Holdings, Inc.	Ownership	18.500	Unithedhealth Group Incorporated		
0000		0000	92-217692				Cypress Care, Inc.	DE	N/A	Patrimonio Autonomo Nueva Clinica	Ownership	51.800	Unithedhealth Group Incorporated		
0000		0000	26-000965				Danbury Surgical Center, L.P.	GA	N/A	newHealth, Inc.	Ownership	100.000	Unithedhealth Group Incorporated		
0000		0000	83-123704				Danbury Surgical Center, L.P.	GA	N/A	Healthcare Solutions, Inc.	Ownership	100.000	Unithedhealth Group Incorporated		
0000		0000	81-510148				David Ben, M.D. P.C.	GA	N/A	SCA Danbury Surgical Center, LLC	Ownership	50.419	Unithedhealth Group Incorporated		
0000		0000	46-289022				David F. Terrell, M.D., P.C.	IN	N/A	Physicians Owned	Influence	2.829	Unithedhealth Group Incorporated		
0000		0000	11-261353				Day-OP Center of Long Island Inc.	NY	N/A	Physicians Owned	Influence	100.000	Unithedhealth Group Incorporated		

**SCHEDULE Y**  
**PART 1A - DETAIL OF INSURANCE HOLDING COMPANY SYSTEM**

1	2	3	4	5	6	7	8	9	10	11	12	13	14	15	16
Group Code	Group Name	NAIC Company Code	ID Number	Federal RSSD	CIK	Name of Securities Exchange if Publicly Traded (U.S. or International)	Parent, Subsidiaries or Affiliates	Domiciliary Location	Relationship to Reporting Entity	Directly Controlled by (Name of Entity/Person)	Type of Control (Ownership, Board, Management, Attorney-in-Fact, Influence, Other)	Control is Ownership Provide Percentage	Ultimate Controlling Entity(ies)/Person(s)	Is an SCA Filing Required? (Y/N)	
	UniteHealth Group Incorporated	0000	75-270683				Day-Op Surgery Consulting Company, LLC Dental Benefit Providers of California, Inc.	DE	N/A	ProFem Health Medical Management, LLC Dental Benefit Providers, Inc.	Ownership	100.00	UniteHealth Group Incorporated		
		0000	52-462809				Dental Benefit Providers of Illinois, Inc.	CA	I/A	Dental Benefit Providers, Inc.	Ownership	100.00	UniteHealth Group Incorporated		
		0000	39-400855				Dental Benefit Providers, Inc.	IL	I/A	United Healthcare Services, Inc.	Ownership	100.00	UniteHealth Group Incorporated		
		0000	41-207484				Denton Endoscopy Surgery Center, LLC	TX	N/A	Surgical Care Affiliates, LLC	Influence	100.00	UniteHealth Group Incorporated		
		0000	47-009595				Denton Surgery Center, LLC	TX	N/A	Surgical Care Affiliates, LLC	Influence	72.00	UniteHealth Group Incorporated		
		0000	52-460801				Derry Surgical Center, LLC	PA	N/A	Medica Centroid S.A.	Ownership	50.00	UniteHealth Group Incorporated		
		0000	39-460901				Digipal Hospital de Indagacion Cientifica	CA	N/A	Administradora Medica Centroid S.A.	Ownership	6.66	UniteHealth Group Incorporated		
		0000	39-460947				Disambiguo por Indagacion Cientifica	CA	N/A	Administradora Medica Centroid S.A.	Ownership	33.34	UniteHealth Group Incorporated		
		0000	33-029245				Digestive Disease Center, L.P.	CA	N/A	Espe - Empresa de Servicios Hospitalares S.A.	Ownership	51.00	UniteHealth Group Incorporated		
		0000	39-235782				Dilab Medicina Nuclear Ltda	BR	N/A	Diplomat Pharmacy, Inc.	Ownership	95.00	UniteHealth Group Incorporated		
		0000	27-402876				Diplomat Biotech, Inc.	DE	N/A	Diplomat Pharmacy, Inc.	Ownership	100.00	UniteHealth Group Incorporated		
		0000	39-343193				Diplomat Corporate Properties, LLC	MI	N/A	Diplomat Holdings, LLC	Ownership	100.00	UniteHealth Group Incorporated		
		0000	39-203100				Diplomat Pharmacy, Inc.	MI	N/A	Diplomat Holdings, LLC	Ownership	100.00	UniteHealth Group Incorporated		
		0000	20-867602				Diplomat Specialty Pharmacy Great Lakes Distribution Center, LLC	MI	N/A	Diplomat Pharmacy, Inc.	Ownership	100.00	UniteHealth Group Incorporated		
		0000	46-189172				Diplomat Specialty Pharmacy of Boohayn, LLC	PL	N/A	Diplomat Specialty Pharmacy of Philadelphia, LLC	Ownership	100.00	UniteHealth Group Incorporated		
		0000	20-385550				Diplomat Specialty Pharmacy of Chicago, LLC	MI	N/A	Diplomat Pharmacy, Inc.	Ownership	100.00	UniteHealth Group Incorporated		
		0000	20-046551				Diplomat Specialty Pharmacy of Ft. Lauderdale, LLC	MI	N/A	Diplomat Pharmacy, Inc.	Ownership	100.00	UniteHealth Group Incorporated		
		0000	94-343971				Diplomat Specialty Pharmacy of Los Angeles County, LLC	CA	N/A	Diplomat Pharmacy, Inc.	Ownership	100.00	UniteHealth Group Incorporated		
		0000	23-312254				Diplomat Specialty Pharmacy of Philadelphia, LLC	PA	N/A	Diplomat Pharmacy, Inc.	Ownership	100.00	UniteHealth Group Incorporated		
		0000	39-22882				Diplomat Specialty Pharmacy of Phoenix, LLC	MI	N/A	Diplomat Pharmacy, Inc.	Ownership	100.00	UniteHealth Group Incorporated		
		0000	20-28841				Distance Learning Network, Inc.	DE	N/A	Quintessence Holdings, LLC	Ownership	100.00	UniteHealth Group Incorporated		
		0000	47-241519				Drivage, LLC	MD	N/A	Quintessence Partners, LLC	Ownership	9.17	UniteHealth Group Incorporated		
		0000	39-362596				Decisus India Technologies Private Limited	IN	N/A	Decisus US, LLC	Ownership	50.82	UniteHealth Group Incorporated		
		0000	26-475364				Decisus US, LLC	DE	N/A	Decisus, Inc.	Ownership	100.00	UniteHealth Group Incorporated		
		0000	82-528463				Decor + S.A.C.	PE	N/A	Definitive, Inc.	Ownership	100.00	UniteHealth Group Incorporated		
		0000	27-217662				Dry Creek Surgery Center, LLC	OR	N/A	Definitive S.A. Entidad Prestadora de Salud	Ownership	66.99	UniteHealth Group Incorporated		
		0000	27-249899				DSP-Florida Real Estate, LLC	MI	N/A	Diplomat Pharmacy, Inc.	Ownership	100.00	UniteHealth Group Incorporated		
		0000	82-518131				DSP-Building C, LLC	MI	N/A	Diplomat Pharmacy, Inc.	Ownership	100.00	UniteHealth Group Incorporated		
		0000	27-210373				DTC Surgery Center, LLC	OH	N/A	SCA-Denver Physicians Holdings, LLC	Ownership	56.09	UniteHealth Group Incorporated		
		0000	82-069893				Dublin Surgery Center, LLC	OH	N/A	SCA-Dublin, LLC	Ownership	38.00	UniteHealth Group Incorporated		
		0000	04-310404				Duluth Surgical Suites, LLC	GA	N/A	SCA-Duluth Holdings, LLC	Ownership	100.00	UniteHealth Group Incorporated		
		0000	39-362596				Dunham Printing Services LLC	MI	N/A	UniteHealthcare Insurance Company	Ownership	100.00	UniteHealth Group Incorporated		
		0000	39-370526				Durable Medical Equipment, Inc.	FL	N/A	UniteHealthcare Insurance Company	Ownership	100.00	UniteHealth Group Incorporated		
		0000	39-490712				DMC of Tampa Bay, Inc.	FL	N/A	MedPress Development, LLC	Ownership	51.00	UniteHealth Group Incorporated		
		0000	02-093183				E Street Endoscopy, LLC	DE	N/A	MedPress Development, LLC	Ownership	100.00	UniteHealth Group Incorporated		
		0000	71-002382				Ear Professionals International Corporation	DE	N/A	Specialty Benefits, LLC	Ownership	39.51	UniteHealth Group Incorporated		
		0000	84-119274				East Brunswick Surgery Center, LLC	DE	N/A	Surgical Care Affiliates, LLC	Ownership	100.00	UniteHealth Group Incorporated		
		0000	84-119274				Endo Solutions, LLC	DE	N/A	Surgical Care Affiliates, LLC	Ownership	100.00	UniteHealth Group Incorporated		
		0000	89-339973				Electronic Network Systems, Inc.	BR	N/A	UniteHealthcare Internacional S.A.	Ownership	80.04	UniteHealth Group Incorporated		
		0000	89-339973				Elum Participações S.A.	BR	N/A	UniteHealthcare Internacional S.A.	Ownership	80.04	UniteHealth Group Incorporated		

**SCHEDULE Y**  
**PART 1A - DETAIL OF INSURANCE HOLDING COMPANY SYSTEM**

1	2	3	4	5	6	7	8	9	10	11	12	13	14	15	16
Group Code	Group Name	NAIC Company Code	ID Number	Federal RSSD	CIK	Name of Securities Exchange if Publicly Traded (U.S. or International)	Names of Parent, Subsidiaries Or Affiliates	Domiciliary Location	Relationship to Reporting Entity	Directly Controlled by (Name of Entity/Person)	Type of Control (Ownership, Board, Management, Attorney-in-Fact, Influence, Other)	Control is Ownership Provide Percentage	Ultimate Controlling Entity(ies)/Person(s)	Is an SCA Filing Required? (Y/N)	
		.0000	98-133973				Elum Participações S.A.	BR	N/A	Etho - Empresa de Serviços Hospitalares S.A.	Ownership	39.98	Unitehealth Group Incorporated		
		.0000	97-280516				EM Orange Tree LLC	CA	N/A	EPIC Management Services, LLC	Ownership	100.00	Unitehealth Group Incorporated		
		.0000	28-219388				Empire Physicians Management Company, LLC	CA	N/A	North American Medical Management	Ownership	100.00	Unitehealth Group Incorporated		
		.0000	33-019143				Empire Physicians Medical Group, Inc.	CA	N/A	North American Medical Management	Ownership	100.00	Unitehealth Group Incorporated		
		.0000	28-462286				Employers Health Choice PPO, Inc.	DE	N/A	North American Medical Management	Ownership	100.00	Unitehealth Group Incorporated		
		.0000	77-0817478				Empower Health Affiliates, Inc.	DE	N/A	North American Medical Management	Ownership	100.00	Unitehealth Group Incorporated		
.0007	Unitehealth Group Incorporated	.0000	75-817708				Equity Life Insurance Company	TX	N/A	Equity Life Insurance Company of America	Ownership	100.00	Unitehealth Group Incorporated		
		.0000	27-2707291				EP Campus I, LLC	CA	N/A	EPIC Management Services, LLC	Ownership	100.00	Unitehealth Group Incorporated		
		.0000	33-065447				EPIC Health Plan	CA	N/A	EPIC Management Services, LLC	Ownership	100.00	Unitehealth Group Incorporated		
		.0000	81-073246				Equian Parent Corp.	DE	N/A	Equian Parent, Inc.	Ownership	100.00	Unitehealth Group Incorporated		
		.0000	27-083277				Equian, LLC	IN	N/A	Equian Parent, Inc.	Ownership	100.00	Unitehealth Group Incorporated		
		.0000					Etho - Empresa de Serviços Hospitalares S.A.	BR	N/A	Anil Asa Saúde Médica Internacional S.A.	Ownership	99.701	Unitehealth Group Incorporated		
		.0000	98-112289				Etho - Empresa de Tecnologia Hospitalar Ltda.	BR	N/A	Anil Asa Saúde Médica Internacional S.A.	Ownership	90.062	Unitehealth Group Incorporated		
		.0000	81-107042				Everett MSO, Inc.	WA	N/A	OptumCare Holdings, LLC	Ownership	100.00	Unitehealth Group Incorporated		
		.0000	81-625636				Everett Physicians, Inc. P.S.	WA	N/A	Physicians Owned	Influence		Unitehealth Group Incorporated		
		.0000	23-087132				Executive Insurance Brokerage, Inc.	DE	N/A	Healthmarkets Insurance Agency, Inc.	Ownership	100.00	Unitehealth Group Incorporated		
		.0000	11-369785				Executive Health Resources, Inc.	PA	N/A	Optum360 Solutions, LLC	Ownership	100.00	Unitehealth Group Incorporated		
		.0000	33-070189				Executive Surgery Center, L.L.C.	TX	N/A	Optum360 Solutions, LLC	Ownership	54.486	Unitehealth Group Incorporated		
		.0000	98-125320				Exploration for Mine Clearance LLC	IRL	N/A	Unitehealthcare Global Medical (UK) Limited	Ownership	100.00	Unitehealth Group Incorporated		
		.0000					Eye Clinic Oftalmologia Clinica Cirurgica e Diagnostico Ltda.	BR	N/A	Hospital Alvorada de Tapatinga Ltda.	Ownership	100.00	Unitehealth Group Incorporated		
		.0000	27-087282				Eye Specialists Surgery Centers LLC	IN	N/A	SCA WFLJ Holdings, LLC	Ownership	51.000	Unitehealth Group Incorporated		
		.0000	98-053365				Family Health Care Services	IN	N/A	Sierra Health Services, Inc.	Ownership	100.00	Unitehealth Group Incorporated		
		.0000	85-262297				First Health Hospital Center, LLC	FL	N/A	Sierra Health Services, Inc.	Ownership	20.000	Unitehealth Group Incorporated		
		.0000	47-206895				First Hill Surgery Center, LLC	DE	N/A	Sierra Health Services, Inc.	Ownership	100.00	Unitehealth Group Incorporated		
		.0000	62-351088				Florence Surgery Center, L.P.	TX	N/A	Sierra Health Services, Inc.	Ownership	20.000	Unitehealth Group Incorporated		
		.0000	35-245267				FMG Holdings, LLC	DE	N/A	Sierra Health Services, Inc.	Ownership	98.704	Unitehealth Group Incorporated		
		.0000	11-214200				Focus Rx Inc.	DE	N/A	Hyllis Corporation	Ownership	1.296	Unitehealth Group Incorporated		
		.0000	46-327563				Focus Rx Pharmacy Services Inc.	NV	N/A	Hyllis Corporation	Ownership	100.000	Unitehealth Group Incorporated		
		.0000	86-008002				For Health, Inc.	AZ	N/A	Diplomat Pharmacy, Inc.	Ownership	100.000	Unitehealth Group Incorporated		
		.0000	33-079617				Fort North Endoscopy Centers, LLC	TX	N/A	Inspirix, Inc.	Ownership	100.000	Unitehealth Group Incorporated		
		.0000	77-088346				Fortified Provider Network, Inc.	AZ	N/A	Surgical Care Affiliates, LLC	Ownership	51.000	Unitehealth Group Incorporated		
		.0000	86-001908				Fortify Technologies Asia, LLC	PH	N/A	Optum Labs, LLC	Ownership	99.990	Unitehealth Group Incorporated		
		.0000	27-0895411				Fortify Technologies, LLC	IN	N/A	Optum Labs, LLC	Ownership	100.000	Unitehealth Group Incorporated		
		.0000	23-4647590				Foundation Surgery Affiliates General of Huntington Valley, LLC	OK	N/A	Vir-tua-SCA Holdings II, LLC	Ownership	55.000	Unitehealth Group Incorporated		
		.0000	68-049459				Foundation Surgery Affiliates of Huntington Valley, LP	OK	N/A	Vir-tua-SCA Holdings II, LLC	Ownership	54.450	Unitehealth Group Incorporated		
		.0000	23-312306				Franklin Surgical Center LLC	NL	N/A	SQ-Prank Lin, LLC	Ownership	50.636	Unitehealth Group Incorporated		
.0007	Unitehealth Group Incorporated	.0000	61-109685				Freedom Life Insurance Company of America	TX	N/A	USEALTH Group, Inc.	Ownership	100.000	Unitehealth Group Incorporated		
		.0000	82-345383				Freedom Surgical Center of Houston, LLC	TX	N/A	USEALTH Group, Inc.	Ownership	99.322	Unitehealth Group Incorporated		



**SCHEDULE Y**  
**PART 1A - DETAIL OF INSURANCE HOLDING COMPANY SYSTEM**

1	2	3	4	5	6	7	8	9	10	11	12	13	14	15	16
Group Code	Group Name	NAIC Company Code	ID Number	Federal RSSD	CIK	Name of Securities Exchange if Publicly Traded (U.S. or International)	Parent, Subsidiaries or Affiliates	Dominant Location	Relationship to Reporting Entity	Directly Controlled by (Name of Entity/Person)	Type of Control (Ownership, Board, Management, Attorney-in-Fact, Influence, Other)	Control is Ownership Provide Percentage	Ultimate Controlling Entity(ies)/Person(s)	Is an SCA Filing Required? (Y/N)	
.0000	UnitedHealth Group Incorporated	.0000	98-117289				Frontier Medx Tanzania Limited	TZ	N/A	UnitedHealthcare International I ELP	Ownership	99.000	UnitedHealth Group Incorporated		
.0000		.0000	88-067814				FrontierHEEY (MS), Inc.	DE	N/A	RMG Holdings, LLC	Ownership	100.000	UnitedHealth Group Incorporated		
.0000		.0000	45-330812				FrontierHEEY Government Services, LLC	DE	N/A	RMG Holdings, LLC	Ownership	100.000	UnitedHealth Group Incorporated		
.0000		.0000	98-114793				FrontierHEEY Kenya Limited	KE	N/A	UnitedHealthcare International I ELP	Ownership	99.900	UnitedHealth Group Incorporated		
.0000		.0000	98-114793				FrontierHEEY Kenya Limited	KE	N/A	UnitedHealthcare International I ELP	Ownership	99.900	UnitedHealth Group Incorporated		
.0000		.0000	98-110921				FrontierHEEY Limited	IR	N/A	UnitedHealthcare International I ELP	Ownership	100.000	UnitedHealth Group Incorporated		
.0000		.0000	98-321898				FrontierHEEY US, Inc.	DE	N/A	UnitedHealthcare International I ELP	Ownership	75.987	UnitedHealth Group Incorporated		
.0000		.0000	33-218908				FrontierHEEY US, Inc.	DE	N/A	RMG Holdings, LLC	Ownership	24.613	UnitedHealth Group Incorporated		
.0000		.0000	92-220470				FrontierHEEY US, Inc.	CA	N/A	FrontierHEEY US, Inc.	Ownership	100.000	UnitedHealth Group Incorporated		
.0000		.0000	63-083765				Fundación Burdijas	PR	N/A	Benedic S.A. Inc.	Ownership	100.000	UnitedHealth Group Incorporated		
.0000		.0000	97-056987				Gabardin Surgery Center, LLC	DE	N/A	Specialized Pharmaceuticals, Inc.	Ownership	100.000	UnitedHealth Group Incorporated		
.0000		.0000	47-385149				Genoa Healthcare, Inc.	DE	N/A	Genoa Healthcare LLC	Ownership	100.000	UnitedHealth Group Incorporated		
.0000		.0000	20-500784				Genoa Healthcare, Inc.	DE	N/A	Genoa Healthcare LLC	Ownership	100.000	UnitedHealth Group Incorporated		
.0000		.0000	38-404308				Genoa Technology, Inc.	CA	N/A	Genoa Technology, Inc.	Ownership	100.000	UnitedHealth Group Incorporated		
.0000		.0000	45-301032				Genoa Technology, Inc.	DE	N/A	Genoa Technology, Inc.	Ownership	100.000	UnitedHealth Group Incorporated		
.0000		.0000	81-470395				Genoa Telepsychiatry, Inc.	DE	N/A	Genoa Healthcare LLC	Ownership	100.000	UnitedHealth Group Incorporated		
.0000		.0000	37-082184				Genoa, Ltd. Wholesale, LLC	IN	N/A	Genoa Healthcare LLC	Ownership	100.000	UnitedHealth Group Incorporated		
.0000		.0000	65-102514				Golden Rule Insurance Company Inc.	FL	N/A	Golden Rule Financial Corporation	Ownership	50.788	UnitedHealth Group Incorporated		
.0000		.0000	47-949595				Golden Rule Insurance Company Inc.	DE	N/A	Golden Rule Financial Corporation	Ownership	54.988	UnitedHealth Group Incorporated		
.0000		.0000	33-099220				Greenwood Surgical Center, L.P.	CA	N/A	Beach Surgical Holdings LLC	Ownership	56.730	UnitedHealth Group Incorporated		
.0000		.0000	82-161450				Greenwood-SC, Inc.	IN	N/A	Global One Ventures, LLC	Ownership	100.000	UnitedHealth Group Incorporated		
.0000		.0000	84-212121				Global One Administrators Southeast, LLC	FL	N/A	Global One Ventures, LLC	Ownership	100.000	UnitedHealth Group Incorporated		
.0000		.0000	27-330738				Global Outlook, Inc.	CA	N/A	Global One Ventures, LLC	Ownership	100.000	UnitedHealth Group Incorporated		
.0000		.0000	37-065380				Golden Rule Financial Corporation	CA	N/A	Golden Rule Financial Corporation	Ownership	100.000	UnitedHealth Group Incorporated		
.0000		.0000	37-065380		307288		Golden Rule Insurance Company	IN	N/A	Golden Rule Financial Corporation	Ownership	100.000	UnitedHealth Group Incorporated		
.0000		.0000	38-055295				Golden Rule Surgical Center, L.P.	PA	N/A	Golden Rule Financial Corporation	Ownership	100.000	UnitedHealth Group Incorporated		
.0000		.0000	82-582783				Grants Pharmacy, L.P.	PA	N/A	SP-Grants, LLC	Ownership	51.900	UnitedHealth Group Incorporated		
.0000		.0000	98-420783				Greystone Florida, LLC	DE	N/A	Heal Markets, LLC	Ownership	100.000	UnitedHealth Group Incorporated		
.0000		.0000	27-283725				Greater Phoenix Collaborative Care P.C.	AZ	N/A	Physicians On Demand	Influence	50.100	UnitedHealth Group Incorporated		
.0000		.0000	98-462840				Greystone Specialty Surgery Center, LLC	NC	N/A	NSC Greystone West, LLC	Influence	63.750	UnitedHealth Group Incorporated		
.0000		.0000	74-241843				Greystone Surgery Center, LLC	TX	N/A	Surgical Care Affiliates, LLC	Influence	56.766	UnitedHealth Group Incorporated		
.0000		.0000	85-336688				Greystone Surgical Suites, LLC	AK	N/A	SCA Greystone Holdings, LLC	Ownership	1.000	UnitedHealth Group Incorporated		
.0000		.0000	33-074839				Greystone Surgery Center, L.P.	CA	N/A	SCA Greystone Holdings, LLC	Ownership	33.645	UnitedHealth Group Incorporated		
.0000		.0000	01-061906				Grossmont Surgery Center, L.P.	CA	N/A	Medical Surgical Centers of America, Inc.	Ownership	51.000	UnitedHealth Group Incorporated		
.0000		.0000	25-127484				Growth Place Surgery Center, L.L.C.	FL	N/A	Health Ventures, LLC	Ownership	100.000	UnitedHealth Group Incorporated		
.0000		.0000	98-021398				H.I. Investments Holding Company, LLC	CA	N/A	Health Ventures, LLC	Ownership	100.000	UnitedHealth Group Incorporated		
.0000		.0000	35-127904				H.W. Indemnity (SP), Ltd.	CA	N/A	UnitedHealth Group Incorporated	Ownership	100.000	UnitedHealth Group Incorporated		
.0000		.0000	98-209544				Harmon Health Insurance Company	WI	N/A	UnitedHealthcare, Inc.	Ownership	38.000	UnitedHealth Group Incorporated		
.0000		.0000	98-209544				Harmon Place Outpatient Surgery Center, L.P.	GA	N/A	SC Newborn, Inc.	Ownership	31.373	UnitedHealth Group Incorporated		
.0000		.0000	98-209544				Hays JV Partners, LLC	TX	N/A	SCA Hays Holdings, LLC	Ownership	9.000	UnitedHealth Group Incorporated		
.0000		.0000	27-497847				Hays Surgery Center, LLC	TX	N/A	SCA Hays Holdings, LLC	Ownership	51.000	UnitedHealth Group Incorporated		
.0000		.0000	27-497847				Hays JV Partners, LLC	TX	N/A	Hays JV Partners, LLC	Ownership	9.000	UnitedHealth Group Incorporated		
.0000		.0000	27-497847				Kenivie Technology India Private Limited	IN	N/A	UnitedHealthcare International I, Inc.	Ownership	99.990	UnitedHealth Group Incorporated		
.0000		.0000	27-654941				Kenivie Technology India Private Limited	IN	N/A	Kenivie, Inc.	Ownership	99.990	UnitedHealth Group Incorporated		
.0000		.0000	45-300713				Kenivie, Inc.	DE	N/A	Kenivie Government Solutions, Inc.	Ownership	100.000	UnitedHealth Group Incorporated		
.0000		.0000	45-300713				Kenivie, Inc.	CA	N/A	Kenivie Government Solutions, Inc.	Ownership	100.000	UnitedHealth Group Incorporated		
.0000		.0000	45-300713				Kenivie, Inc.	CA	N/A	Kenivie Government Solutions, Inc.	Ownership	100.000	UnitedHealth Group Incorporated		

**SCHEDULE Y**  
**PART 1A - DETAIL OF INSURANCE HOLDING COMPANY SYSTEM**

1	2	3	4	5	6	7	8	9	10	11	12	13	14	15	16
Group Code	Group Name	NAIC Company Code	ID Number	Federal RSSD	CIK	Name of Securities Exchange if Publicly Traded (U.S. or International)	Parent, Subsidiaries Or Affiliates	Domiciliary Location	Relationship to Reporting Entity	Directly Controlled by (Name of Entity/Person)	Type of Control (Ownership, Board, Management, Attorney-in-Fact, Influence)	Control is Ownership Provide Percentage	Ultimate Controlling Entity(ies)/Person(s)	Is an SCA Filing Required? (Y/N)	
.007	UniteHealth Group Incorporated	.0000	35-0673883				UniteHealth Group Incorporated	CA	N/A	UniteHealth Group Incorporated	Ownership	100.000	UniteHealth Group Incorporated		
		.0000	20-3947688				UniteHealth Group Incorporated	CA	N/A	UniteHealth Group Incorporated	Ownership	50.000	UniteHealth Group Incorporated		
		.0000	04-3723080				UniteHealth Group Incorporated	CA	N/A	UniteHealth Group Incorporated	Ownership	100.000	UniteHealth Group Incorporated		
		.6532	08-0271035				UniteHealth Group Incorporated	CA	N/A	UniteHealth Group Incorporated	Ownership	100.000	UniteHealth Group Incorporated		
		.0000	05-4591112				UniteHealth Group Incorporated	CA	N/A	UniteHealth Group Incorporated	Ownership	65.000	UniteHealth Group Incorporated		
		.0000	05-4247265				UniteHealth Group Incorporated	CA	N/A	UniteHealth Group Incorporated	Ownership	100.000	UniteHealth Group Incorporated		
		.0000	05-4628842				UniteHealth Group Incorporated	CA	N/A	UniteHealth Group Incorporated	Ownership	99.000	UniteHealth Group Incorporated		
		.0000	05-4628842				UniteHealth Group Incorporated	CA	N/A	UniteHealth Group Incorporated	Ownership	1.000	UniteHealth Group Incorporated		
		.0000	45-5273760				UniteHealth Group Incorporated	CA	N/A	UniteHealth Group Incorporated	Influence		UniteHealth Group Incorporated		
		.0000	47-5274383				UniteHealth Group Incorporated	DE	N/A	UniteHealth Group Incorporated	Ownership	100.000	UniteHealth Group Incorporated		
		.0000	05-4940984				UniteHealth Group Incorporated	DE	N/A	UniteHealth Group Incorporated	Ownership	100.000	UniteHealth Group Incorporated		
		.0000	81-1000535				UniteHealth Group Incorporated	DE	N/A	UniteHealth Group Incorporated	Ownership	100.000	UniteHealth Group Incorporated		
		.0000	17-0893060				UniteHealth Group Incorporated	CA	N/A	UniteHealth Group Incorporated	Ownership	25.139	UniteHealth Group Incorporated		
		.0000	20-3349887				UniteHealth Group Incorporated	CA	N/A	UniteHealth Group Incorporated	Ownership	100.000	UniteHealth Group Incorporated		
		.0000	47-2570995				UniteHealth Group Incorporated	DE	N/A	UniteHealth Group Incorporated	Ownership	100.000	UniteHealth Group Incorporated		
		.0000	27-0277771				UniteHealth Group Incorporated	DE	N/A	UniteHealth Group Incorporated	Ownership	100.000	UniteHealth Group Incorporated		
		.0000	46-1131431				UniteHealth Group Incorporated	DE	N/A	UniteHealth Group Incorporated	Ownership	100.000	UniteHealth Group Incorporated		
		.0000	75-2047450		436649		UniteHealth Group Incorporated	FL	N/A	UniteHealth Group Incorporated	Ownership	100.000	UniteHealth Group Incorporated		
		.0000	88-2529303				UniteHealth Group Incorporated	FL	N/A	UniteHealth Group Incorporated	Ownership	100.000	UniteHealth Group Incorporated		
		.0000	46-2581588				UniteHealth Group Incorporated	NY	N/A	UniteHealth Group Incorporated	Ownership	100.000	UniteHealth Group Incorporated		
		.0000	11-3594468				UniteHealth Group Incorporated	NY	N/A	UniteHealth Group Incorporated	Ownership	100.000	UniteHealth Group Incorporated		
		.1172	11-3683258				UniteHealth Group Incorporated	CA	N/A	UniteHealth Group Incorporated	Ownership	100.000	UniteHealth Group Incorporated		
		.0000	20-5944789				UniteHealth Group Incorporated	CA	N/A	UniteHealth Group Incorporated	Ownership	100.000	UniteHealth Group Incorporated		
		.0000	32-6672832				UniteHealth Group Incorporated	CA	N/A	UniteHealth Group Incorporated	Ownership	100.000	UniteHealth Group Incorporated		
		.0000	35-2833805				UniteHealth Group Incorporated	CA	N/A	UniteHealth Group Incorporated	Ownership	100.000	UniteHealth Group Incorporated		
		.2880	20-5343824				UniteHealth Group Incorporated	CA	N/A	UniteHealth Group Incorporated	Ownership	100.000	UniteHealth Group Incorporated		
		.0000	45-0703294				UniteHealth Group Incorporated	CA	N/A	UniteHealth Group Incorporated	Ownership	100.000	UniteHealth Group Incorporated		
		.0000	11-2714395				UniteHealth Group Incorporated	CA	N/A	UniteHealth Group Incorporated	Ownership	100.000	UniteHealth Group Incorporated		
		.0000	71-0872866				UniteHealth Group Incorporated	CA	N/A	UniteHealth Group Incorporated	Ownership	100.000	UniteHealth Group Incorporated		
		.0000	47-1409110				UniteHealth Group Incorporated	CA	N/A	UniteHealth Group Incorporated	Ownership	80.000	UniteHealth Group Incorporated		
		.0000	83-2722254				UniteHealth Group Incorporated	CA	N/A	UniteHealth Group Incorporated	Ownership	100.000	UniteHealth Group Incorporated		
		.0000	08-1443161				UniteHealth Group Incorporated	CA	N/A	UniteHealth Group Incorporated	Ownership	100.000	UniteHealth Group Incorporated		
		.0000	08-1443161				UniteHealth Group Incorporated	CA	N/A	UniteHealth Group Incorporated	Ownership	100.000	UniteHealth Group Incorporated		
		.0000	46-5291902				UniteHealth Group Incorporated	CA	N/A	UniteHealth Group Incorporated	Ownership	32.420	UniteHealth Group Incorporated		
		.0000	84-1472832				UniteHealth Group Incorporated	CA	N/A	UniteHealth Group Incorporated	Ownership	49.000	UniteHealth Group Incorporated		
		.0000	08-1622860				UniteHealth Group Incorporated	CA	N/A	UniteHealth Group Incorporated	Ownership	100.000	UniteHealth Group Incorporated		
		.0000	08-1622860				UniteHealth Group Incorporated	CA	N/A	UniteHealth Group Incorporated	Ownership	100.000	UniteHealth Group Incorporated		
		.0000	08-1622860				UniteHealth Group Incorporated	CA	N/A	UniteHealth Group Incorporated	Ownership	99.998	UniteHealth Group Incorporated		
		.0000	81-0884465				UniteHealth Group Incorporated	CA	N/A	UniteHealth Group Incorporated	Ownership	100.000	UniteHealth Group Incorporated		
		.0000	74-2759844				UniteHealth Group Incorporated	CA	N/A	UniteHealth Group Incorporated	Ownership	100.000	UniteHealth Group Incorporated		
		.0000					UniteHealth Group Incorporated	CA	N/A	UniteHealth Group Incorporated	Ownership	100.000	UniteHealth Group Incorporated		

**SCHEDULE Y**  
**PART 1A - DETAIL OF INSURANCE HOLDING COMPANY SYSTEM**

1	2	3	4	5	6	7	8	9	10	11	12	13	14	15	16
Group Code	Group Name	NAIC Company Code Number	ID Number	Federal RSSD	CIK	Name of Securities Exchange if Publicly Traded (U.S. or International)	Parent, Subsidiaries Or Affiliates	Domiciliary Location	Relationship to Reporting Entity	Directly Controlled by (Name of Entity/Person)	Type of Control (Ownership, Board, Management, Attorney-in-Fact, Influence, Other)	Control is Ownership Provide Percentage	Ultimate Controlling Entity(ies)/Person(s)	Is an SCA Filing Required? (Y/N)	
		0000	21-810978				Hendrix S.A.	DL	N/A	Clinica Dentilla y Servicios Médicos S.p.A.	Ownership	99.000	UnitedHealth Group Incorporated		
		0000	98-129608				Hospital de Perambuco Ltda.	BR	N/A	Inspiris, Inc.	Ownership	100.000	UnitedHealth Group Incorporated		
		0000	98-129608				Hospitais Associados de Perambuco Ltda.	BR	N/A	Hospital Alvorada de Taguatinga Ltda.	Ownership	100.000	UnitedHealth Group Incorporated		
		0000					Hospitais Associados de Perambuco Ltda.	BR	N/A	Hospital Alvorada de Taguatinga Ltda.	Ownership	100.000	UnitedHealth Group Incorporated		
		0000					Hospital Alvorada de Taguatinga Ltda.	BR	N/A	Hospital Alvorada de Taguatinga Ltda.	Ownership	7.841	UnitedHealth Group Incorporated		
		0000					Hospital Alvorada de Taguatinga Ltda.	BR	N/A	Hospital Alvorada de Taguatinga Ltda.	Ownership	7.226	UnitedHealth Group Incorporated		
		0000	98-138272				Hospital Alvorada de Taguatinga Ltda.	BR	N/A	Hospital Alvorada de Taguatinga Ltda.	Ownership	84.954	UnitedHealth Group Incorporated		
		0000	98-138272				Hospital Alvorada de Taguatinga Ltda.	BR	N/A	Hospital Alvorada de Taguatinga Ltda.	Ownership	51.786	UnitedHealth Group Incorporated		
		0000					Hospital Alvorada de Taguatinga Ltda.	BR	N/A	Hospital Alvorada de Taguatinga Ltda.	Ownership	48.188	UnitedHealth Group Incorporated		
		0000	98-131065				Hospital de Clinicas de Acuracao Ltda.	BR	N/A	Hospital de Clinicas de Acuracao Ltda.	Ownership	100.000	UnitedHealth Group Incorporated		
		0000	98-131065				Hospital de Clinicas de Acuracao Ltda.	BR	N/A	Hospital de Clinicas de Acuracao Ltda.	Ownership	0.000	UnitedHealth Group Incorporated		
		0000	98-133273				Hospital Santa Helena S.A.	BR	N/A	Hospital Santa Helena S.A.	Ownership	50.568	UnitedHealth Group Incorporated		
		0000	98-133273				Hospital Santa Helena S.A.	BR	N/A	Hospital Santa Helena S.A.	Ownership	49.437	UnitedHealth Group Incorporated		
		0000	25-201204				Humedis, Inc.	DE	N/A	Humedix S.A.	Ownership	100.000	UnitedHealth Group Incorporated		
		0000	35-431825				Hugobon Corporation	DE	N/A	United HealthCare Services, Inc.	Ownership	100.000	UnitedHealth Group Incorporated		
		0000	98-119075				Hygia Corporation (Ontario)	CA	N/A	United Health International, Inc.	Ownership	100.000	UnitedHealth Group Incorporated		
		0000	84-483987				HD Holdings, LLC	DE	N/A	FrontierHEALTH, Inc.	Ownership	100.000	UnitedHealth Group Incorporated		
		0000	82-134198				Illinois Independent Care Network, LLC	DE	N/A	reeHealth, Inc.	Ownership	100.000	UnitedHealth Group Incorporated		
		0000					Imed Star - Serviços de Desempenho Organizacional Ltda.	BR	N/A	Surgical Care Affiliates, LLC	Ownership	0.000	UnitedHealth Group Incorporated		
		0000	98-112284				Imed Star - Serviços de Desempenho Organizacional Ltda.	BR	N/A	U6 Brasil Participações S.A.	Ownership	0.000	UnitedHealth Group Incorporated		
		0000	98-112284				Imed Star - Serviços de Desempenho Organizacional Ltda.	BR	N/A	U6 Brasil Participações S.A.	Ownership	100.000	UnitedHealth Group Incorporated		
		0000	21-451923				Imperial Consulting Experts, L.L.C.	TL	N/A	U6 Brasil Participações S.A.	Ownership	100.000	UnitedHealth Group Incorporated		
		0000	75-251437				Imperial Management Services, L.L.C.	TL	N/A	U6 Brasil Participações S.A.	Ownership	100.000	UnitedHealth Group Incorporated		
		0000	45-143263				In Style OPTICAL, LLC	IN	N/A	U6 Brasil Participações S.A.	Ownership	100.000	UnitedHealth Group Incorporated		
		0000	35-051807				Indiana Care Organization, LLC	IN	N/A	U6 Brasil Participações S.A.	Ownership	100.000	UnitedHealth Group Incorporated		
		0000	33-001873				Insured Specialty Medical Corp., Inc.	CA	N/A	U6 Brasil Participações S.A.	Ownership	5.275	UnitedHealth Group Incorporated		
		0000	33-001873				Insured Specialty Medical Corp., Inc.	CA	N/A	U6 Brasil Participações S.A.	Ownership	51.000	UnitedHealth Group Incorporated		
		0000					Imobilizar Apoiado 3001 S.A.	CA	N/A	U6 Brasil Participações S.A.	Ownership	0.001	UnitedHealth Group Incorporated		
		0000	98-145883				Imobilizar Apoiado 3001 S.A.	CA	N/A	U6 Brasil Participações S.A.	Ownership	99.999	UnitedHealth Group Incorporated		
		0000	98-145883				Imobilizar Apoiado 3001 S.A.	CA	N/A	U6 Brasil Participações S.A.	Ownership	0.300	UnitedHealth Group Incorporated		
		0000	98-144374				Imobilizar Apoiado 3001 Ltda.	CA	N/A	U6 Brasil Participações S.A.	Ownership	99.700	UnitedHealth Group Incorporated		
		0000	98-144374				Imobilizar Apoiado 3001 Ltda.	CA	N/A	U6 Brasil Participações S.A.	Ownership	99.700	UnitedHealth Group Incorporated		
		0000	98-145882				Imobilizar Apoiado 3001 S.A.	CA	N/A	U6 Brasil Participações S.A.	Ownership	0.000	UnitedHealth Group Incorporated		
		0000	98-145882				Imobilizar Apoiado 3001 S.A.	CA	N/A	U6 Brasil Participações S.A.	Ownership	99.500	UnitedHealth Group Incorporated		
		0000	98-145463				Imobilizar Clinica Santa Maria S.A.	CA	N/A	U6 Brasil Participações S.A.	Ownership	99.990	UnitedHealth Group Incorporated		
		0000	98-145463				Imobilizar e Investimentos Almeida S.A.	CA	N/A	U6 Brasil Participações S.A.	Ownership	0.020	UnitedHealth Group Incorporated		
		0000	98-146062				Imobilizar e Investimentos Almeida S.A.	CA	N/A	U6 Brasil Participações S.A.	Ownership	99.900	UnitedHealth Group Incorporated		
		0000	47-594089				Imobilizar VilaMed Ltda.	TL	N/A	U6 Brasil Participações S.A.	Ownership	99.900	UnitedHealth Group Incorporated		
		0000	98-042274				INOB Surgical at Memorial City, LLC	IN	N/A	U6 Brasil Participações S.A.	Ownership	100.000	UnitedHealth Group Incorporated		
		0000					inPharmative, Inc.	IN	N/A	U6 Brasil Participações S.A.	Ownership	100.000	UnitedHealth Group Incorporated		
		0000	45-253184				Inspiris Medical Services of New Jersey, P.C.	NL	N/A	U6 Brasil Participações S.A.	Influence		UnitedHealth Group Incorporated		
		0000	27-1591674				INSPIRIS of Michigan Medical Services, P.C.	MI	N/A	U6 Brasil Participações S.A.	Influence		UnitedHealth Group Incorporated		
		0000	13-419879				INSPIRIS of New York Medical Services, P.C.	NY	N/A	U6 Brasil Participações S.A.	Influence		UnitedHealth Group Incorporated		
		0000					INSPIRIS of Pennsylvania Medical Services, P.C.	PA	N/A	U6 Brasil Participações S.A.	Influence		UnitedHealth Group Incorporated		
		0000	25-289570				INSPIRIS of Texas Physician Group	TX	N/A	U6 Brasil Participações S.A.	Influence		UnitedHealth Group Incorporated		
		0000	98-289572				INSPIRIS of Texas Physician Group	TX	N/A	U6 Brasil Participações S.A.	Ownership	100.000	UnitedHealth Group Incorporated		

**SCHEDULE Y**

**PART 1A - DETAIL OF INSURANCE HOLDING COMPANY SYSTEM**

1	2	3	4	5	6	7	8	9	10	11	12	13	14	15	16
Group Code	Group Name	NAIC Company Code	ID Number	Federal RSSD	CIK	Name of Securities Exchange if Publicly Traded (U.S. or International)	Names of Parent, Subsidiaries Or Affiliates	Domi- ciliary Loca- tion	Relation- ship to Reporting Entity	Directly Controlled by (Name of Entity/Person)	Type of Control (Ownership, Board, Management, Attorney-in-Fact, Influence, Other)	Control is Ownership Provide Percentage	Ultimate Controlling Entity(ies)/Person(s)	Is an SCA Filing Re- quired? (Y/N)	
.0000		.0000	33-076386				Impirix, Inc.	DE	N/A	Co Labor Live Care Holdings, LLC	Ownership	100.00	UnitedHealth Group Incorporated		
.0000		.0000					Instituto de Radiac de Campinas Ltda	BR	N/A	CO - Empresa de Serviços Hospitalares S.A.	Ownership	100.00	UnitedHealth Group Incorporated		
.0000		.0000	95-085292				Instituto de Radiac de Campinas Ltda	BR	N/A	Esso - Empresa de Serviços Hospitalares S.A.	Ownership	0.00	UnitedHealth Group Incorporated		
.0000	UnitedHealth Group Incorporated	.0000	22-232226				Inter-Hospital Physicians Association, Inc.	IL	N/A	Opure Oregon MD, LLC	Ownership	100.00	UnitedHealth Group Incorporated		
.0000		.0000	95-452797				International Healthcare Services, Inc.	IL	N/A	Opure Oregon MD, LLC	Ownership	100.00	UnitedHealth Group Incorporated		
.0000		.0000	95-442806				Innovant Pharmacy LLC	CA	N/A	Opure Oregon MD, LLC	Ownership	100.00	UnitedHealth Group Incorporated		
.0000		.0000	95-148806				Inversis Clin S.A	CA	N/A	Opure Oregon MD, LLC	Ownership	100.00	UnitedHealth Group Incorporated		
.0000		.0000	21-533793				Inversis Clin S.A	CA	N/A	Opure Oregon MD, LLC	Ownership	100.00	UnitedHealth Group Incorporated		
.0000		.0000	74-254709				Jablot Surgery Center, L.P.	IL	N/A	Opure Oregon MD, LLC	Ownership	100.00	UnitedHealth Group Incorporated		
.0000		.0000	85-024157				Jordan Ridge Family Medicine, LLC	IL	N/A	Opure Oregon MD, LLC	Ownership	100.00	UnitedHealth Group Incorporated		
.0000		.0000	46-475367				Joyale, Inc.	DE	N/A	Opure Oregon MD, LLC	Ownership	100.00	UnitedHealth Group Incorporated		
.0000		.0000	83-230982				Kokomo Outpatient Surgery Center, LLC	IN	N/A	Opure Oregon MD, LLC	Ownership	100.00	UnitedHealth Group Incorporated		
.0000		.0000	85-240758				Laboratorio RDE S.A.	BR	N/A	Opure Oregon MD, LLC	Ownership	100.00	UnitedHealth Group Incorporated		
.0000		.0000	95-162802				Laboratorios Medicos Aed Quipué S.A.	CL	N/A	Opure Oregon MD, LLC	Ownership	100.00	UnitedHealth Group Incorporated		
.0000		.0000	35-489532				Laboratorios Medicos Aed Quipué S.A.	CL	N/A	Opure Oregon MD, LLC	Ownership	100.00	UnitedHealth Group Incorporated		
.0000		.0000	82-4121823				Landmark Connect of California, PC	CA	N/A	Opure Oregon MD, LLC	Ownership	0.100	UnitedHealth Group Incorporated		
.0000		.0000	82-613634				Landmark Connect of Oregon, P.C.	OR	N/A	Opure Oregon MD, LLC	Ownership	99.900	UnitedHealth Group Incorporated		
.0000		.0000	82-427342				Landmark Connect of Pennsylvania, PC	PA	N/A	Opure Oregon MD, LLC	Influence		UnitedHealth Group Incorporated		
.0000		.0000	82-567916				Landmark Connect of Washington, P.C.	WA	N/A	Opure Oregon MD, LLC	Influence		UnitedHealth Group Incorporated		
.0000		.0000	81-389343				Landmark Group Holdings, LLC	DE	N/A	Opure Oregon MD, LLC	Ownership	100.00	UnitedHealth Group Incorporated		
.0000		.0000	81-389343				Landmark Health Holdings, LLC	DE	N/A	Opure Oregon MD, LLC	Ownership	100.00	UnitedHealth Group Incorporated		
.0000		.0000	81-389343				Landmark Health NY PA, LLC	NY	N/A	Opure Oregon MD, LLC	Ownership	100.00	UnitedHealth Group Incorporated		
.0000		.0000	81-389343				Landmark Health of California, LLC	CA	N/A	Opure Oregon MD, LLC	Ownership	100.00	UnitedHealth Group Incorporated		
.0000		.0000	81-389343				Landmark Health of Massachusetts, LLC	MA	N/A	Opure Oregon MD, LLC	Ownership	100.00	UnitedHealth Group Incorporated		
.0000		.0000	81-389343				Landmark Health of North Carolina, LLC	NC	N/A	Opure Oregon MD, LLC	Ownership	100.00	UnitedHealth Group Incorporated		
.0000		.0000	81-389343				Landmark Health of Oregon, LLC	OR	N/A	Opure Oregon MD, LLC	Ownership	100.00	UnitedHealth Group Incorporated		
.0000		.0000	81-389343				Landmark Health of Pennsylvania, LLC	PA	N/A	Opure Oregon MD, LLC	Ownership	100.00	UnitedHealth Group Incorporated		
.0000		.0000	81-389343				Landmark Health of Texas, LLC	TX	N/A	Opure Oregon MD, LLC	Ownership	100.00	UnitedHealth Group Incorporated		
.0000		.0000	81-389343				Landmark Health of Virginia, LLC	VA	N/A	Opure Oregon MD, LLC	Ownership	100.00	UnitedHealth Group Incorporated		
.0000		.0000	81-389343				Landmark Health Technologies Private Limited	IN	N/A	Opure Oregon MD, LLC	Ownership	0.019	UnitedHealth Group Incorporated		
.0000		.0000	81-389343				Landmark Health Technologies Private Limited	IN	N/A	Opure Oregon MD, LLC	Ownership	99.990	UnitedHealth Group Incorporated		
.0000		.0000	46-301502				Landmark Health, LLC	DE	N/A	Opure Oregon MD, LLC	Ownership	100.00	UnitedHealth Group Incorporated		
.0000		.0000	37-178229				Landmark Health, LLC	DE	N/A	Opure Oregon MD, LLC	Ownership	100.00	UnitedHealth Group Incorporated		
.0000		.0000	61-888278				Landmark Health Holdings, LLC	DE	N/A	Opure Oregon MD, LLC	Ownership	100.00	UnitedHealth Group Incorporated		
.0000		.0000	85-087438				Landmark Intermediate Holdings, LLC	AR	N/A	Opure Oregon MD, LLC	Influence		UnitedHealth Group Incorporated		
.0000		.0000	47-453319				Landmark Medical of Arkansas, P.A.	AR	N/A	Opure Oregon MD, LLC	Influence		UnitedHealth Group Incorporated		
.0000		.0000	83-229301				Landmark Medical of California, PC	CA	N/A	Opure Oregon MD, LLC	Influence		UnitedHealth Group Incorporated		
.0000		.0000	85-088149				Landmark Medical of Connecticut, PC	CT	N/A	Opure Oregon MD, LLC	Influence		UnitedHealth Group Incorporated		
.0000		.0000	82-463345				Landmark Medical of Florida, P.A.	FL	N/A	Opure Oregon MD, LLC	Influence		UnitedHealth Group Incorporated		
.0000		.0000	82-463345				Landmark Medical of Kansas, P.A.	KS	N/A	Opure Oregon MD, LLC	Influence		UnitedHealth Group Incorporated		
.0000		.0000	82-468192				Landmark Medical of Kentucky, PC	KY	N/A	Opure Oregon MD, LLC	Influence		UnitedHealth Group Incorporated		
.0000		.0000	82-468192				Landmark Medical of Louisiana, a Professional Corporation	LA	N/A	Opure Oregon MD, LLC	Influence		UnitedHealth Group Incorporated		
.0000		.0000	81-538497				Landmark Medical of Massachusetts, PLLC	MA	N/A	Opure Oregon MD, LLC	Influence		UnitedHealth Group Incorporated		
.0000		.0000	85-399871				Landmark Medical of Michigan, P.C.	MI	N/A	Opure Oregon MD, LLC	Influence		UnitedHealth Group Incorporated		
.0000		.0000	82-508478				Landmark Medical of Mississippi, P.C.	MS	N/A	Opure Oregon MD, LLC	Influence		UnitedHealth Group Incorporated		
.0000		.0000	82-463713				Landmark Medical of Missouri, P.C.	MO	N/A	Opure Oregon MD, LLC	Influence		UnitedHealth Group Incorporated		
.0000		.0000	85-1174070				Landmark Medical of New Hampshire, P.C.	NH	N/A	Opure Oregon MD, LLC	Influence		UnitedHealth Group Incorporated		

**SCHEDULE Y  
PART 1A - DETAIL OF INSURANCE HOLDING COMPANY SYSTEM**

1	2	3	4	5	6	7	8	9	10	11	12	13	14	15	16
Group Code	Group Name	NAIC Company Code	ID Number	Federal RSSD	CIK	Name of Securities Exchange if Publicly Traded (U.S. or International)	Parent, Subsidiaries or Affiliates	Dominant Location	Relationship to Reporting Entity	Directly Controlled by (Name of Entity/Person)	Type of Control (Ownership, Board, Management, Attorney-in-Fact, Influence, Other)	Control Is Ownership Percentage	Ultimate Controlling Entity(ies)/Person(s)	Is an SCA Filing Required? (Y/N)	
0000		0000	82-426752				Landmark Medical of North Carolina, P.C. - Corporation	NC	N/A	Physicians Owned	Influence	Unltd Health Group Incorporated			
0000		0000	82-489447				Landmark Medical of Ohio, Professional Corporation	OH	N/A	Physicians Owned	Influence	Unltd Health Group Incorporated			
0000		0000	47-262188				Landmark Medical of Oregon, PC	OR	N/A	Physicians Owned	Influence	Unltd Health Group Incorporated			
0000		0000	81-160378				Landmark Medical of Pennsylvania, PC	PA	N/A	Physicians Owned	Influence	Unltd Health Group Incorporated			
0000		0000	84-260065				Landmark Medical of Rhode Island, PC	RI	N/A	Physicians Owned	Influence	Unltd Health Group Incorporated			
0000		0000	82-229389				Landmark Medical of Texas, PC	TX	N/A	Physicians Owned	Influence	Unltd Health Group Incorporated			
0000		0000	85-890789				Landmark Medical of Utah, PC	UT	N/A	Physicians Owned	Influence	Unltd Health Group Incorporated			
0000		0000	85-890781				Landmark Medical of Virginia, PC	VA	N/A	Physicians Owned	Influence	Unltd Health Group Incorporated			
0000		0000	47-302855				Landmark Medical of Washington, PC	WA	N/A	Physicians Owned	Influence	Unltd Health Group Incorporated			
0000		0000	47-588843				Landmark Medical of West Virginia, PC	WV	N/A	Physicians Owned	Influence	Unltd Health Group Incorporated			
0000		0000	32-046692				Landmark Merger SA, LLC	DE	N/A	Landmark Health Holdings, LLC	Ownership	100,000 Unltd Health Group Incorporated			
0000		0000	32-046692				Landmark Merger SA, LLC	DE	N/A	Landmark Health Holdings, LLC	Ownership	100,000 Unltd Health Group Incorporated			
0000		0000	85-318976				Landmark Primary Care, LLC	DE	N/A	Landmark Health Holdings, LLC	Ownership	100,000 Unltd Health Group Incorporated			
0000		0000	81-372234				Laser Acquisition Holdings III, LLC	DE	N/A	Orlando Health Holdings, LLC	Ownership	100,000 Unltd Health Group Incorporated			
0000		0000	81-372234				LDI Holding Company, LLC	DE	N/A	Orlando Health Holdings, LLC	Ownership	100,000 Unltd Health Group Incorporated			
0000		0000	81-372234				LDI Holding Company, LLC	DE	N/A	LDI Health VII-A Blocker, LLC	Ownership	9,400 Unltd Health Group Incorporated			
0000		0000	81-372234				LDI Holding Company, LLC	DE	N/A	LDI Health VII-A Blocker, LLC	Ownership	17,600 Unltd Health Group Incorporated			
0000		0000	38-492782				LDI Management Services, LLC	DE	N/A	Ok HC/PT DLI Blocker, LLC	Ownership	35,100 Unltd Health Group Incorporated			
0000		0000	81-423171				LDI Management Services, LLC	DE	N/A	Diplomat Pharmacy, Inc.	Ownership	100,000 Unltd Health Group Incorporated			
0000		0000	81-426694				LDI Management Services, LLC	DE	N/A	Diplomat Pharmacy, Inc.	Ownership	100,000 Unltd Health Group Incorporated			
0000		0000	81-3741657				Level2 Health Holdings, LLC	DE	N/A	Diplomat Pharmacy, Inc.	Ownership	100,000 Unltd Health Group Incorporated			
0000		0000	32-0543788				Level2 Health Holdings, Inc.	DE	N/A	Diplomat Pharmacy, Inc.	Ownership	100,000 Unltd Health Group Incorporated			
0000		0000	82-3181933				Level2 Health Management, LLC	DE	N/A	Level2 Health Holdings, Inc.	Ownership	100,000 Unltd Health Group Incorporated			
0000		0000	82-3181933				Level2 Health Management, LLC	DE	N/A	Level2 Health Holdings, Inc.	Ownership	100,000 Unltd Health Group Incorporated			
0000		0000	84-303876				Level2 Medical Services, P.A. - Alaska	AK	N/A	Level2 Health Holdings, Inc.	Ownership	100,000 Unltd Health Group Incorporated			
0000		0000	86-375688				Level2 Medical Services, P.C. California	CA	N/A	Level2 Health Holdings, Inc.	Ownership	100,000 Unltd Health Group Incorporated			
0000		0000	81-1028180				Lexington Surgery Center, Ltd.	VT	N/A	Physicians Owned	Influence	Unltd Health Group Incorporated			
0000		0000	81-1028180				Lexington Surgery Center, Ltd.	VT	N/A	Physicians Owned	Influence	Unltd Health Group Incorporated			
0000		0000	81-463346				Liberty Anesthesia Services, LLC	IL	N/A	Physicians Owned	Influence	Unltd Health Group Incorporated			
0000		0000	81-463346				Liberty Anesthesia Services, LLC	IL	N/A	Physicians Owned	Influence	Unltd Health Group Incorporated			
0000		0000	32-040938				Lifepoint Health, Inc.	DE	N/A	Physicians Owned	Ownership	100,000 Unltd Health Group Incorporated			
0000		0000	27-200024				LifePoint Health, Inc.	DE	N/A	Physicians Owned	Ownership	100,000 Unltd Health Group Incorporated			
0000		0000	56-200028				Lifestone Medical Center, LLC	GA	N/A	Physicians Owned	Ownership	100,000 Unltd Health Group Incorporated			
0000		0000	51-027181				Lifestone Medical Center, LLC	GA	N/A	Physicians Owned	Ownership	60,000 Unltd Health Group Incorporated			
0000		0000	38-874651				Lifestone Health, Inc.	WI	N/A	Physicians Owned	Ownership	100,000 Unltd Health Group Incorporated			
0000		0000	98-1337663				Lotten-Eye Ophthalmology Clinica e Cirurgica Ltda.	BR	N/A	Physicians Owned	Ownership	100,000 Unltd Health Group Incorporated			
0000		0000	98-1337663				Lotten-Eye Ophthalmology Clinica e Cirurgica Ltda.	BR	N/A	Physicians Owned	Ownership	100,000 Unltd Health Group Incorporated			
0000		0000	98-1337663				Lotten-Eye Ophthalmology Clinica e Cirurgica Ltda.	BR	N/A	Physicians Owned	Ownership	100,000 Unltd Health Group Incorporated			
0000		0000	82-1176566				Louisville S.C., Ltd.	SC	N/A	Physicians Owned	Ownership	0,000 Unltd Health Group Incorporated			
0000		0000	82-1176566				Louisville S.C., Ltd.	SC	N/A	Physicians Owned	Ownership	59,400 Unltd Health Group Incorporated			
0000		0000	82-1176568				Louisville-SC Properties, Inc.	SC	N/A	Physicians Owned	Ownership	100,000 Unltd Health Group Incorporated			
0000		0000	38-4110519				Loyola Ambulatory Surgery Center at Oakbrook, Inc.	IL	N/A	Physicians Owned	Ownership	100,000 Unltd Health Group Incorporated			
0000		0000	38-4110519				Loyola Ambulatory Surgery Center at Oakbrook, Inc.	IL	N/A	Physicians Owned	Ownership	100,000 Unltd Health Group Incorporated			
0000		0000	38-4110519				Loyola Ambulatory Surgery Center at Oakbrook, L.P.	IL	N/A	Physicians Owned	Ownership	100,000 Unltd Health Group Incorporated			
0000		0000	98-1193985				Luslides - Parcerias Casais, S.A.	PT	N/A	Physicians Owned	Ownership	45,000 Unltd Health Group Incorporated			
0000		0000	98-1193985				Luslides - Parcerias Casais, S.A.	PT	N/A	Physicians Owned	Ownership	100,000 Unltd Health Group Incorporated			
0000		0000	98-1193985				Luslides - Parcerias Casais, S.A.	PT	N/A	Physicians Owned	Ownership	100,000 Unltd Health Group Incorporated			
0000		0000	98-1193985				Luslides - Parcerias Casais, S.A.	PT	N/A	Physicians Owned	Ownership	5,000 Unltd Health Group Incorporated			
0000		0000	98-1193985				Luslides - Parcerias Casais, S.A.	PT	N/A	Physicians Owned	Ownership	10,000 Unltd Health Group Incorporated			
0000		0000	98-1193985				Luslides - Parcerias Casais, S.A.	PT	N/A	Physicians Owned	Ownership	55,000 Unltd Health Group Incorporated			
0000		0000	98-1193985				Luslides - Parcerias Casais, S.A.	PT	N/A	Physicians Owned	Ownership	20,000 Unltd Health Group Incorporated			

## SCHEDULE Y PART 1A - DETAIL OF INSURANCE HOLDING COMPANY SYSTEM

1	2	3	4	5	6	7	8	9	10	11	12	13	14	15	16
Group Code	Group Name	NAIC Company Code	ID Number	Federal RSSD	CIK	Name of Securities Exchange if Publicly Traded (U.S. or International)	Parent, Subsidiaries or Affiliates	Domiciliary Location	Relationship to Reporting Entity	Directly Controlled by (Name of Entity/Person)	Type of Control (Ownership, Board, Management, Attorney-in-Fact, Influence)	Control is Ownership Provide Percentage	Ultimate Controlling Entity(ies)/Person(s)	Is an SCA Filing Required? (Y/N)	
.0000		.0000	88-119395				Luislides A.C.E.	RI	N/A	CLIS - Clinica de Santo Antonio, S.A.	Ownership	100.00	UnitedHealth Group Incorporated		
.0000		.0000	88-119399				Luislides S.A.	RI	N/A	Luislides, SPS, S.A.	Ownership	100.00	UnitedHealth Group Incorporated		
.0000		.0000	88-119870				Luislides, SPS, S.A.	RI	N/A	AML International S.L.R.L.	Ownership	100.00	UnitedHealth Group Incorporated		
.0000		.0000	02-070832				Lutheran Campus ASC, LLC	IL	N/A	SCAR-SCA Holdings, LLC	Ownership	57.89	UnitedHealth Group Incorporated		
.0001	UniteHealth Group Incorporated	.0001	32-1803283				MANI Life and Health Insurance Company	IL	N/A	Unite Healthcare Services, Inc.	Ownership	100.00	UniteHealth Group Incorporated		
.0000	UniteHealth Group Incorporated	.0000	32-1803384				Managed Care of North America, Inc.	IL	N/A	MAN Health Care Holdings, LLC	Ownership	100.00	UniteHealth Group Incorporated		
.0000		.0000	34-782475				Managed Physical Network, Inc.	CA	N/A	Specialty Care Solutions, LLC	Ownership	100.00	UniteHealth Group Incorporated		
.0000		.0000	35-467424				March Holdings, Inc.	CA	N/A	Specialty Benefits, LLC	Ownership	100.00	UniteHealth Group Incorporated		
.0000		.0000	37-3115268				March Vision Care PA, Incorporated	TX	N/A	March Vision Spring Holdings, PC	Ownership	100.00	UniteHealth Group Incorporated		
.0000		.0000	45-4227015				March Vision Care of Texas, Inc.	TX	N/A	March Vision Care Group, Incorporated	Ownership	100.00	UniteHealth Group Incorporated		
.0000		.0000	21-3042832				March Vision Care, Inc.	CA	N/A	March Holdings, Inc.	Ownership	100.00	UniteHealth Group Incorporated		
.0000		.0000	24-3077073				Marin Health Ventures, LLC	CA	N/A	Marin Specialty Surgery Center, LLC	Ownership	100.00	UniteHealth Group Incorporated		
.0000		.0000	26-2637247				Marin Specialty Surgery Center, LLC	CA	N/A	MR/SCA, LLC	Ownership	51.00	UniteHealth Group Incorporated		
.0000		.0000	26-2637943				Marin Holding Company, Inc.	DE	N/A	SC Affiliates, LLC	Ownership	100.00	UniteHealth Group Incorporated		
.0000		.0000	85-2924593				Maryland Ambulatory Centers, LLC	MD	N/A	Specialty Benefits, LLC	Ownership	100.00	UniteHealth Group Incorporated		
.0000		.0000	52-162812				Maryland Ambulatory Centers, LLC	MD	N/A	Surgery Center of Elliott City, Inc.	Ownership	50.00	UniteHealth Group Incorporated		
.0000		.0000	52-162812				Maryland-SCA Centers, LLC	MD	N/A	Maryland-SCA Centers, LLC	Ownership	44.18	UniteHealth Group Incorporated		
.0000		.0000	52-160791				Massachusetts Assurance Company, Ltd. PIC	MA	N/A	SC Affiliates, LLC	Ownership	100.00	UniteHealth Group Incorporated		
.0000		.0000	21-0815305				Massachusetts Assurance Company, Ltd. PIC	MA	N/A	SC Affiliates, LLC	Ownership	100.00	UniteHealth Group Incorporated		
.0000		.0000	43-1897820				Massachusetts Avenue Surgery Center, LLC	MA	N/A	SC Affiliates, LLC	Ownership	100.00	UniteHealth Group Incorporated		
.0000		.0000	32-232395				Massachusetts Avenue Surgery Center, LLC	MA	N/A	SC Affiliates, LLC	Ownership	99.992	UniteHealth Group Incorporated		
.0000		.0000	82-160287				Massachusetts Avenue Surgery Center, LLC	MA	N/A	SC Affiliates, LLC	Ownership	9.008	UniteHealth Group Incorporated		
.0000		.0000	42-252351				Massachusetts Avenue Surgery Center, LLC	MA	N/A	SC Affiliates, LLC	Ownership	53.867	UniteHealth Group Incorporated		
.0000		.0000	32-263989				Med-RR DEVELOPMENT, L.L.C.	TX	N/A	Med-RR DEVELOPMENT, L.L.C.	Ownership	100.00	UniteHealth Group Incorporated		
.0000		.0000	42-361322				Med-RR DEVELOPMENT, L.L.C.	TX	N/A	Med-RR DEVELOPMENT, L.L.C.	Ownership	100.00	UniteHealth Group Incorporated		
.0000		.0000	45-1711594				Med-RR DEVELOPMENT, L.L.C.	TX	N/A	Med-RR DEVELOPMENT, L.L.C.	Ownership	100.00	UniteHealth Group Incorporated		
.0000		.0000	32-193185				Med-RR DEVELOPMENT, L.L.C.	TX	N/A	Med-RR DEVELOPMENT, L.L.C.	Ownership	100.00	UniteHealth Group Incorporated		
.0000		.0000	82-193250				Med-RR DEVELOPMENT, L.L.C.	TX	N/A	Med-RR DEVELOPMENT, L.L.C.	Ownership	100.00	UniteHealth Group Incorporated		
.0000		.0000	81-080674				Med-RR DEVELOPMENT, L.L.C.	TX	N/A	Med-RR DEVELOPMENT, L.L.C.	Ownership	100.00	UniteHealth Group Incorporated		
.0000		.0000	98-128220				Med-RR DEVELOPMENT, L.L.C.	TX	N/A	Med-RR DEVELOPMENT, L.L.C.	Ownership	100.00	UniteHealth Group Incorporated		
.0000		.0000	98-128220				Med-RR DEVELOPMENT, L.L.C.	TX	N/A	Med-RR DEVELOPMENT, L.L.C.	Ownership	100.00	UniteHealth Group Incorporated		
.0000		.0000	52-217851				Med-RR DEVELOPMENT, L.L.C.	TX	N/A	Med-RR DEVELOPMENT, L.L.C.	Ownership	100.00	UniteHealth Group Incorporated		
.0000		.0000	20-382477				Med-RR DEVELOPMENT, L.L.C.	TX	N/A	Med-RR DEVELOPMENT, L.L.C.	Ownership	100.00	UniteHealth Group Incorporated		
.0000		.0000	81-126529				Med-RR DEVELOPMENT, L.L.C.	TX	N/A	Med-RR DEVELOPMENT, L.L.C.	Ownership	100.00	UniteHealth Group Incorporated		
.0000		.0000	81-452069				Med-RR DEVELOPMENT, L.L.C.	TX	N/A	Med-RR DEVELOPMENT, L.L.C.	Ownership	100.00	UniteHealth Group Incorporated		
.0000		.0000	84-424388				Med-RR DEVELOPMENT, L.L.C.	TX	N/A	Med-RR DEVELOPMENT, L.L.C.	Ownership	100.00	UniteHealth Group Incorporated		
.0000		.0000	81-401365				Med-RR DEVELOPMENT, L.L.C.	TX	N/A	Med-RR DEVELOPMENT, L.L.C.	Ownership	100.00	UniteHealth Group Incorporated		
.0000		.0000	82-338424				Med-RR DEVELOPMENT, L.L.C.	TX	N/A	Med-RR DEVELOPMENT, L.L.C.	Ownership	100.00	UniteHealth Group Incorporated		
.0000		.0000	82-109069				Med-RR DEVELOPMENT, L.L.C.	TX	N/A	Med-RR DEVELOPMENT, L.L.C.	Ownership	100.00	UniteHealth Group Incorporated		
.0000		.0000	81-439758				Med-RR DEVELOPMENT, L.L.C.	TX	N/A	Med-RR DEVELOPMENT, L.L.C.	Ownership	100.00	UniteHealth Group Incorporated		
.0000		.0000	83-107265				Med-RR DEVELOPMENT, L.L.C.	TX	N/A	Med-RR DEVELOPMENT, L.L.C.	Ownership	100.00	UniteHealth Group Incorporated		
.0000		.0000	83-074468				Med-RR DEVELOPMENT, L.L.C.	TX	N/A	Med-RR DEVELOPMENT, L.L.C.	Ownership	100.00	UniteHealth Group Incorporated		
.0000		.0000	84-2500750				Med-RR DEVELOPMENT, L.L.C.	TX	N/A	Med-RR DEVELOPMENT, L.L.C.	Ownership	100.00	UniteHealth Group Incorporated		
.0000		.0000	82-338792				Med-RR DEVELOPMENT, L.L.C.	TX	N/A	Med-RR DEVELOPMENT, L.L.C.	Ownership	100.00	UniteHealth Group Incorporated		
.0000		.0000	82-440181				Med-RR DEVELOPMENT, L.L.C.	TX	N/A	Med-RR DEVELOPMENT, L.L.C.	Ownership	100.00	UniteHealth Group Incorporated		
.0000		.0000	81-453448				Med-RR DEVELOPMENT, L.L.C.	TX	N/A	Med-RR DEVELOPMENT, L.L.C.	Ownership	100.00	UniteHealth Group Incorporated		
.0000		.0000	83-2093623				Med-RR DEVELOPMENT, L.L.C.	TX	N/A	Med-RR DEVELOPMENT, L.L.C.	Ownership	100.00	UniteHealth Group Incorporated		



**SCHEDULE Y**  
**PART 1A - DETAIL OF INSURANCE HOLDING COMPANY SYSTEM**

1	2	3	4	5	6	7	8	9	10	11	12	13	14	15	16
Group Code	Group Name	NAIC Company Code	ID Number	Federal RSSD	CIK	Name of Securities Exchange if Publicly Traded (U.S. or International)	Names of Parent, Subsidiaries Or Affiliates	Domiciliary Location	Relationship to Reporting Entity	Directly Controlled by (Name of Entity/Person)	Type of Control (Ownership, Board, Management, Attorney-in-Fact, Influence, Other)	Control Is Ownership Provide Percentage	Ultimate Controlling Entity(ies)/Person(s)	Is an SCA Filing Required? (Y/N)	
.0000		.0000	37-1782785				Memorial Houston Surgery Center, LLC LLC	TX	N/A	SCA-Memorial, LLC	Ownership	51.208	Unitheld Health Group Incorporated		
.0000		.0000	28-1384089				MemorialCare Surgical Center at Orange Coast, LLC	CA	N/A	Beach Surgical Holdings LLC	Ownership	51.441	Unitheld Health Group Incorporated		2
.0000		.0000	20-3678259				MemorialCare Surgical Center at Saddleback, LLC	CA	N/A	Beach Surgical Holdings LLC	Ownership	52.989	Unitheld Health Group Incorporated		2
.0000		.0000	27-0203806				Resolute Liberty, LLC	NV	N/A	Sierra Health Services, Inc.	Ownership	30.397	Unitheld Health Group Incorporated		
.0000		.0000	38-3681385				MDP/SCA, LLC	CA	N/A	SCA Affiliates, LLC	Ownership	1.000	Unitheld Health Group Incorporated		
.0000		.0000	38-3681385				MDP/SCA, LLC	CA	N/A	Meridian Surgery Holdings, Inc.	Ownership	36.000	Unitheld Health Group Incorporated		
.0000		.0000	27-4691544				My Physician Three Holdings, a Medical	CA	N/A	Physician(s) Owned	Influence		Unitheld Health Group Incorporated		3
.0000		.0000	27-2252446				MC Real Estate Holdings, LLC	CA	N/A	Manch Management Services, Inc.	Ownership	100.000	Unitheld Health Group Incorporated		3
.0000		.0000	81-6807474				MRPA, Inc.	CA	N/A	Manch HealthCare, A Medical Group, Inc.	Ownership	100.000	Unitheld Health Group Incorporated		3
.0000		.0000	27-4691508				Corporation	CA	N/A	Physician(s) Owned	Influence		Unitheld Health Group Incorporated		3
.0000		.0000	31-4601091				Miami Surgery Center, LLC	DE	N/A	SCA-Soral, LLC	Ownership	50.186	Unitheld Health Group Incorporated		3
.0000	Unitheld Health Group Incorporated	.0000	62-0724538				Mid-West National Life Insurance Company of Tennessee	TX	IA	HealthMarkets, LLC	Ownership	100.000	Unitheld Health Group Incorporated		2
.0000		.0000	20-3345412				Midlands Orthopedics Surgery Center, LLC	IL	N/A	SCA-Midlands, LLC	Ownership	49.000	Unitheld Health Group Incorporated		2
.0000		.0000	20-8103222				Midwest Center for Day Surgery, LLC	IL	N/A	Advocate-SCA Partners, LLC	Ownership	85.457	Unitheld Health Group Incorporated		3
.0000		.0000	83-0543458				Midwest High Surgery Center, LLC	IL	N/A	Advocate-SCA Partners, LLC	Ownership	100.000	Unitheld Health Group Incorporated		3
.0000		.0000	81-2878778				Mobile Medical Services of New Jersey, PC	CA	N/A	Physician(s) Owned	Influence		Unitheld Health Group Incorporated		2
.0000		.0000	31-0445773				Mobile Medical Services, P.C.	CA	N/A	Physician(s) Owned	Influence		Unitheld Health Group Incorporated		2
.0000		.0000	83-0883553				Modality-SC, LTD.	CA	N/A	SCA-Mobile, LLC	Ownership	20.000	Unitheld Health Group Incorporated		2
.0000		.0000	85-3870229				Modality Accountable Care Organisation Limited	BR	N/A	Optum UK Solutions Group Limited	Ownership	50.000	Unitheld Health Group Incorporated		2
.0000		.0000	22-3603634				Mon, M.D., P.C.	CA	N/A	Physician(s) Owned	Influence		Unitheld Health Group Incorporated		3
.0000		.0000	33-0637980				Monarch Health Plan, Inc.	CA	N/A	Monarch HealthCare, A Medical Group, Inc.	Ownership	100.000	Unitheld Health Group Incorporated		3
.0000		.0000	42-3182652				Monarch HealthCare, A Medical Group, Inc.	CA	N/A	Monarch HealthCare, A Medical Group, Inc.	Ownership	100.000	Unitheld Health Group Incorporated		3
.0000		.0000	84-4651072				Monarch Management Services, Inc.	CA	N/A	Corporation	Ownership	100.000	Unitheld Health Group Incorporated		3
.0000		.0000	52-1401988				Monica Foods, M.D., P.C.	CA	N/A	Callabor Live Care Holdings, LLC	Ownership	100.000	Unitheld Health Group Incorporated		3
.0000		.0000	26-3519895				Monterey Surgery Center Limited Partnership	CA	N/A	Physician(s) Owned	Influence		Unitheld Health Group Incorporated		3
.0000		.0000	26-5892451				Morris Cowi Surgical Center, LLC	CA	N/A	Physician(s) Owned	Ownership	51.000	Unitheld Health Group Incorporated		3
.0000		.0000	20-5892451				Muscle Management Services, Inc.	CA	N/A	SCA-Meris Court, LLC	Ownership	60.590	Unitheld Health Group Incorporated		3
.0000		.0000	35-2986812				Mustain View Medical Group, LLC	CA	N/A	Talbot Medical Group, P.C.	Ownership	100.000	Unitheld Health Group Incorporated		3
.0000		.0000	81-833785				MSA Management LLC	DE	N/A	Optimare Holdings Colorado, LLC	Ownership	100.000	Unitheld Health Group Incorporated		3
.0000		.0000	62-5096849				Mt. Pleasant Surgery Center, L.P.	TX	N/A	Legislative Health, Inc.	Ownership	99.000	Unitheld Health Group Incorporated		3
.0000		.0000	98-1285432				Mulligan Lida.	CA	N/A	SCA-Mt. Pleasant, LLC	Ownership	99.000	Unitheld Health Group Incorporated		3
.0000		.0000	20-4202611				Muskogee Surgical Investors, LLC	GA	N/A	Esbo - Empresa de Servicios Hospitalares S.A.	Ownership	93.000	Unitheld Health Group Incorporated		3
.0000		.0000	47-935798				Muskingo Healthcare Holdings, Inc.	CA	N/A	Surgery Center of Muskogee, LLC	Ownership	100.000	Unitheld Health Group Incorporated		3
.0000		.0000	20-2594744				My Wellness Solutions, LLC	CA	N/A	Optum360 Solutions, LLC	Ownership	100.000	Unitheld Health Group Incorporated		3
.0000		.0000	20-3208689				NAM Holdings, Inc.	DE	N/A	OptumHealth Care Solutions, LLC	Ownership	100.000	Unitheld Health Group Incorporated		3
.0000		.0000	35-2627070				NAM Medical Group Holdings, Inc.	CA	N/A	Aeva, Inc.	Ownership	100.000	Unitheld Health Group Incorporated		3
.0000		.0000	61-1627269				NAM MH, Inc.	CA	N/A	Physician(s) Owned	Influence		Unitheld Health Group Incorporated		3
.0000		.0000	73-1191572				National Foundation Life Insurance Company	TX	IA	Enterprise Life Insurance Company	Ownership	100.000	Unitheld Health Group Incorporated		3
.0000	Unitheld Health Group Incorporated	.0000	78-0166559				National Pacific Dental, Inc.	TX	IA	Dental Benefit Providers, Inc.	Ownership	100.000	Unitheld Health Group Incorporated		3
.0000	Unitheld Health Group Incorporated	.0000	38-3496827				National Surgery Centers, LLC	DE	N/A	Surgical Care Affiliates, LLC	Ownership	100.000	Unitheld Health Group Incorporated		3
.0000		.0000	42-3701922				Navigar Health, Inc.	DE	N/A	newHealth Holdings, LLC	Ownership	100.000	Unitheld Health Group Incorporated		3
.0000		.0000	84-2383981				Navigar, Inc.	DE	N/A	Unitheld Health Group Ventures, LLC	Ownership	100.000	Unitheld Health Group Incorporated		3
.0000		.0000	84-942385				newHealth Care at Home, LLC	DE	N/A	newHealth, Inc.	Ownership	100.000	Unitheld Health Group Incorporated		3
.0000		.0000	85-0673337				newHealth Coordinated Care SC, P.C.	DE	N/A	Physician(s) Owned	Influence		Unitheld Health Group Incorporated		3
.0000		.0000	84-5026905				newHealth Coordinated Care, LLC	DE	N/A	Physician(s) Owned	Influence		Unitheld Health Group Incorporated		3



SCHEDULE Y

PART 1A - DETAIL OF INSURANCE HOLDING COMPANY SYSTEM

Table with 16 columns: 1 Group Code, 2 Group Name, 3 NAIC Company ID Number, 4 Federal RSSD, 5 CIK, 6 Name of Securities Exchange if Publicly Traded (U.S. or International), 7 Names of Parent, Subsidiaries or Affiliates, 8 Dominant Location, 9 Relationship to Reporting Entity, 10 Directly Controlled by (Name of Entity/Person), 11 Type of Control (Ownership, Board, Management, Attorney-in-Fact, Influence, Other), 12 Control is Ownership Provide Percentage, 13 Ultimate Controlling Entity(ies)/Person(s), 14 Is an SCA Filing Required? (Y/N)

SCHEDULE Y

PART 1A - DETAIL OF INSURANCE HOLDING COMPANY SYSTEM

1	2	3	4	5	6	7	8	9	10	11	12	13	14	15	16
Group Code	Group Name	NAIC Company Code	ID Number	Federal RSSD	CIK	Name of Securities Exchange if Publicly Traded (U.S. or International)	Parent, Subsidiaries Or Affiliates	Dominant Location	Relationship to Reporting Entity	Directly Controlled by (Name of Entity/Person)	Type of Control (Ownership, Board, Management, Attorney-in-Fact, Influence, Other)	Control is Ownership Provide Percentage	Ultimate Controlling Entity(ies)/Person(s)	Is an SCA Filing Required? (Y/N)	
0000		0000	8-389793				Optum Clinica Intermediate Holdings, Inc.	IE	N/A	Optum Clinica Intermediate Holdings, Inc.	Ownership	100.00	UnitedHealth Group Incorporated		
0000		0000	21-323658				Optum Copending Services, LLC	IE	N/A	Optum Pharmacy 801, Inc.	Ownership	100.00	UnitedHealth Group Incorporated		
0000		0000	46-1871651				Optum Digital Health Holdings, LLC	IE	N/A	Consumer Wellness Solutions, Inc.	Ownership	100.00	UnitedHealth Group Incorporated		
0000		0000	8-325466				Optum Finance (Ireland) Unlimited Company	IE	N/A	UnitedHealthare International VIII S.a	Ownership	100.00	UnitedHealth Group Incorporated		
0000		0000	8-106550				Optum Financial, Inc.	IE	N/A	Optum Finance (Ireland) Unlimited Company	Ownership	100.00	UnitedHealth Group Incorporated		
0000		0000	45-20285				Optum Frontier Therapies Holdings, LLC	IE	N/A	Optum Frontier Therapies Holdings, LLC	Ownership	100.00	UnitedHealth Group Incorporated		
0000		0000	45-20285				Optum Frontier Therapies, LLC	IE	N/A	Optum Frontier Therapies Holdings, LLC	Ownership	100.00	UnitedHealth Group Incorporated		
0000		0000	45-2301389				Optum Global Solutions (India) Private Limited	IE	N/A	Optum Frontier Therapies Holdings, LLC	Ownership	100.00	UnitedHealth Group Incorporated		
0000		0000	8-1103015				Optum Global Solutions (India) Private Limited	IE	N/A	Optum Frontier Therapies Holdings, LLC	Ownership	100.00	UnitedHealth Group Incorporated		
0000		0000	8-1103015				Optum Global Solutions (India) Private Limited	IE	N/A	UnitedHealth International, Inc.	Ownership	100.00	UnitedHealth Group Incorporated		
0000		0000	8-1030776				Optum Global Solutions (Philippines), Inc.	PH	N/A	Optum Global Solutions International B.V.	Ownership	99.999	UnitedHealth Group Incorporated		
0000		0000	8-1201187				Optum Global Solutions Colombia S.A.S.	CO	N/A	Optum Global Solutions International B.V.	Ownership	99.991	UnitedHealth Group Incorporated		
0000		0000	8-1201187				Optum Global Solutions International B.V.	IE	N/A	Optum Global Solutions International B.V.	Ownership	100.00	UnitedHealth Group Incorporated		
0000		0000	8-1201187				Optum Global Solutions International B.V.	IE	N/A	Optum Global Solutions International B.V.	Ownership	2.520	UnitedHealth Group Incorporated		
0000		0000	04-3574101				Optum Government Solutions, Inc.	IE	N/A	Optum Health & Technology, LLC	Ownership	97.480	UnitedHealth Group Incorporated		
0000		0000					Optum Health & Technology (Hong Kong) Limited	IE	N/A	Optum Insight, Inc.	Ownership	100.00	UnitedHealth Group Incorporated		
0000		0000	8-105799				Optum Health & Technology (India) Private Limited	IE	N/A	Optum Health International B.V.	Ownership	100.00	UnitedHealth Group Incorporated		
0000		0000	8-105799				Optum Health & Technology (India) Private Limited	IE	N/A	Optum Health International B.V.	Ownership	100.00	UnitedHealth Group Incorporated		
0000		0000	8-105799				Optum Health & Technology (India) Private Limited	IE	N/A	United Behavioral Health	Ownership	9.001	UnitedHealth Group Incorporated		
0000		0000	8-107786				Optum Health & Technology (Singapore) Pte. Ltd.	SGP	N/A	Optum Health International B.V.	Ownership	99.999	UnitedHealth Group Incorporated		
0000		0000	21-216483				Optum Health & Technology (US), LLC	IE	N/A	Optum Health International B.V.	Ownership	100.00	UnitedHealth Group Incorporated		
0000		0000	45-1747255				Optum Health & Technology Holdings (US), Inc.	IE	N/A	Optum Health International B.V.	Ownership	100.00	UnitedHealth Group Incorporated		
0000		0000	8-1194561				Optum Health & Technology Services de Brasil Ltda.	BR	N/A	Optum, Inc.	Ownership	100.00	UnitedHealth Group Incorporated		
0000		0000	8-1194561				Optum Health & Technology Services de Brasil Ltda.	BR	N/A	Optum Insight, Inc.	Ownership	9.002	UnitedHealth Group Incorporated		
0000		0000	8-1194561				Optum Health & Technology Services de Brasil Ltda.	BR	N/A	Optum Insight, Inc.	Ownership	99.998	UnitedHealth Group Incorporated		
0000		0000	8-1194561				Optum Health & Technology Services de Brasil Ltda.	BR	N/A	Optum Global Solutions International B.V.	Ownership	99.998	UnitedHealth Group Incorporated		
0000		0000	46-286569				Optum Health Plan of California	IE	N/A	Optum Global Solutions International B.V.	Ownership	100.00	UnitedHealth Group Incorporated		
0000		0000	8-107921				Optum Health Services (Canada) Ltd.	CA	N/A	Optum Health & Technology Holdings (US), Inc.	Ownership	100.00	UnitedHealth Group Incorporated		
0000		0000	8-140674				Optum Health Solutions (Australia) Pty Ltd.	AUS	N/A	Optum Health & Technology Holdings (US), Inc.	Ownership	100.00	UnitedHealth Group Incorporated		
0000		0000	8-117355				Optum Health Solutions (UK) Limited	GBR	N/A	Optum Health & Technology Holdings (US), Inc.	Ownership	100.00	UnitedHealth Group Incorporated		
0000		0000	55-208880				Optum Healthcare of Illinois, Inc.	IE	N/A	Optum UK Solutions Group Limited	Ownership	100.00	UnitedHealth Group Incorporated		
0000		0000	21-021281				Optum Healthare of Illinois, Inc.	IE	N/A	Optum UK Solutions Group Limited	Ownership	100.00	UnitedHealth Group Incorporated		
0000		0000	11-289792				Optum Infection Services 100, Inc.	IE	N/A	Optum UK Solutions Group Limited	Ownership	100.00	UnitedHealth Group Incorporated		
0000		0000	27-153340				Optum Infection Services 101, Inc.	IE	N/A	Optum UK Solutions Group Limited	Ownership	100.00	UnitedHealth Group Incorporated		
0000		0000	57-0861358				Optum Infection Services 102, LLC	IE	N/A	Optum UK Solutions Group Limited	Ownership	100.00	UnitedHealth Group Incorporated		
0000		0000	55-0802777				Optum Infection Services 200, Inc.	IE	N/A	Optum UK Solutions Group Limited	Ownership	100.00	UnitedHealth Group Incorporated		
0000		0000	21-4891413				Optum Infection Services 201, Inc.	IE	N/A	Optum UK Solutions Group Limited	Ownership	100.00	UnitedHealth Group Incorporated		
0000		0000	8-107200				Optum Infection Services 202, Inc.	IE	N/A	Optum UK Solutions Group Limited	Ownership	100.00	UnitedHealth Group Incorporated		
0000		0000	8-107200				Optum Infection Services 203, Inc.	IE	N/A	Optum UK Solutions Group Limited	Ownership	100.00	UnitedHealth Group Incorporated		
0000		0000	21-378273				Optum Infection Services 204, Inc.	IE	N/A	Optum UK Solutions Group Limited	Ownership	100.00	UnitedHealth Group Incorporated		
0000		0000	8-1284225				Optum Infection Services 205, Inc.	IE	N/A	Optum UK Solutions Group Limited	Ownership	100.00	UnitedHealth Group Incorporated		
0000		0000	8-1094525				Optum Infection Services 206, Inc.	IE	N/A	Optum UK Solutions Group Limited	Ownership	100.00	UnitedHealth Group Incorporated		
0000		0000	21-495345				Optum Infection Services 207, Inc.	IE	N/A	Optum UK Solutions Group Limited	Ownership	100.00	UnitedHealth Group Incorporated		
0000		0000	21-495345				Optum Infection Services 208, Inc.	IE	N/A	Optum UK Solutions Group Limited	Ownership	100.00	UnitedHealth Group Incorporated		

**SCHEDULE Y**  
**PART 1A - DETAIL OF INSURANCE HOLDING COMPANY SYSTEM**

1	2	3	4	5	6	7	8	9	10	11	12	13	14	15	16
Group Code	Group Name	NAIC Company Code	ID Number	Federal RSSD	CIK	Name of Securities Exchange if Publicly Traded (U.S. or International)	Names of Parent, Subsidiaries or Affiliates	Dominant Location	Relationship to Reporting Entity	Directly Controlled by (Name of Entity/Person)	Type of Control (Ownership, Board, Management, Attorney-in-Fact, Influence, Other)	Control is Ownership Provide Percentage	Ultimate Controlling Entity(ies)/Person(s)	Is an SCA Filing Required? (Y/N)	
		.0000	55-062779				Optum Infusion Services 288, Inc.	IL	N/A	Abi In Health, Inc.	Ownership	100.000	UnitedHealth Group Incorporated		
		.0000	75-219224				Optum Infusion Services 301, LP	IL	N/A	Optum Infusion Services 300, Inc.	Ownership	99.999	UnitedHealth Group Incorporated		
		.0000	75-219224				Optum Infusion Services 301, LP	IL	N/A	Optum Infusion Services 305, LLC	Ownership	0.050	UnitedHealth Group Incorporated		
		.0000	27-068812				Optum Infusion Services 302, LLC	NE	N/A	Optum Infusion Services 300, Inc.	Ownership	100.000	UnitedHealth Group Incorporated		
		.0000	28-255382				Optum Infusion Services 305, LLC	AZ	N/A	Optum Infusion Services 300, Inc.	Ownership	100.000	UnitedHealth Group Incorporated		
		.0000	20-3741084				Optum Infusion Services 306, LLC	AZ	N/A	SP Specialty Infusion, LLC	Ownership	100.000	UnitedHealth Group Incorporated		
		.0000	35-065385				Optum Infusion Services 401, LLC	CA	N/A	SP Specialty Infusion, LLC	Ownership	100.000	UnitedHealth Group Incorporated		
		.0000	35-065385				Optum Infusion Services 402, LLC	CA	N/A	SP Specialty Infusion, LLC	Ownership	100.000	UnitedHealth Group Incorporated		
		.0000	47-064489				Optum Infusion Services 404, LLC	CA	N/A	SP Specialty Infusion, LLC	Ownership	100.000	UnitedHealth Group Incorporated		
		.0000	95-119256				Optum Infusion Services 500, Inc.	DE	N/A	Avella, LLC	Ownership	100.000	UnitedHealth Group Incorporated		
		.0000	27-3018706				Optum Infusion Services 500, Inc.	DE	N/A	Optum Infusion Services 500, Inc.	Ownership	100.000	UnitedHealth Group Incorporated		
.007	UnitedHealth Group Incorporated	.0000	84-282194				Optum Insurance of Ohio, Inc.	OH	N/A	Optum PM of Maryland, LLC	Ownership	100.000	UnitedHealth Group Incorporated		
		.0000	31-062964				Optum Labs, Inc.	DE	N/A	Optum Labs Teqaz, Inc.	Ownership	100.000	UnitedHealth Group Incorporated		
		.0000	46-474621				Optum Labs, Inc.	DE	N/A	Optum Labs, Inc.	Ownership	100.000	UnitedHealth Group Incorporated		
		.0000	46-161594				Optum Labs, Inc.	DE	N/A	Optum Labs, Inc.	Ownership	99.999	UnitedHealth Group Incorporated		
		.0000	41-164238				Optum Labs, Inc.	DE	N/A	United Healthcare Services, Inc.	Ownership	100.000	UnitedHealth Group Incorporated		
		.0000	98-120730				Optum Life Sciences (Canada) Ltd.	CA	N/A	Optum Insight Life Sciences, Inc.	Ownership	100.000	UnitedHealth Group Incorporated		
		.0000	98-108180				Optum Management Consulting (Shanghai) Co., Ltd.	CHN	N/A	Optum Health & Technology Holdings (US), Inc.	Ownership	100.000	UnitedHealth Group Incorporated		
		.0000	31-062811				Optum Medical Services of California, P.C.	CA	N/A	Physicians Owned	Influence	100.000	UnitedHealth Group Incorporated		
		.0000	45-542191				Optum Medical Services of Colorado, P.C.	CO	N/A	Physicians Owned	Influence	100.000	UnitedHealth Group Incorporated		
		.0000	45-386383				Optum Medical Services, P.C.	NC	N/A	Physicians Owned	Influence	100.000	UnitedHealth Group Incorporated		
.007	UnitedHealth Group Incorporated	.1088	31-002948				Optum Networks of New Jersey, Inc.	DE	N/A	Orchard Holdings, Inc.	Ownership	100.000	UnitedHealth Group Incorporated		
		.0000	95-187362				Optum Networks of New Jersey, Inc.	DE	N/A	Optum Women and Children's Health, LLC	Ownership	100.000	UnitedHealth Group Incorporated		
		.0000	98-103781				Optum Operations (Ireland) Unlimited Company	IRL	N/A	Unitea Theatricals Internationals VII S.A r.l.	Ownership	100.000	UnitedHealth Group Incorporated		
		.0000	85-335553				Optum Oregon MSJ, LLC	DE	N/A	Collaborative Care Holdings, LLC	Ownership	100.000	UnitedHealth Group Incorporated		
		.0000	20-861166				Optum Palliative and Hospice Care of Pennsylvania, Inc.	PA	N/A	Hospice Inspiris Holdings, Inc.	Ownership	100.000	UnitedHealth Group Incorporated		
		.0000	20-8611303				Optum Palliative and Hospice Care of Texas, Inc.	TX	N/A	Hospice Inspiris Holdings, Inc.	Ownership	100.000	UnitedHealth Group Incorporated		
		.0000	45-363080				Optum Parks LLC	DE	N/A	Hospice Health Solutions, LLC	Ownership	42.000	UnitedHealth Group Incorporated		
		.0000	45-363080				Optum Parks LLC	DE	N/A	Optum PM of Illinois, Inc.	Ownership	58.000	UnitedHealth Group Incorporated		
		.0000	87-123540				Optum Pharma Services Holdings, Inc.	DE	N/A	Optum Inc.	Ownership	100.000	UnitedHealth Group Incorporated		
		.0000	35-449284				Optum Pharmacy 801, LLC	FL	N/A	Aptheary Holdings, Inc.	Ownership	100.000	UnitedHealth Group Incorporated		
		.0000	82-400253				Optum Pharmacy 700, LLC	DE	N/A	Optum Administrative Services, LLC	Ownership	100.000	UnitedHealth Group Incorporated		
		.0000	84-282743				Optum Pharmacy 701, LLC	DE	N/A	Optum Administrative Services, LLC	Ownership	100.000	UnitedHealth Group Incorporated		
		.0000	46-2731176				Optum Pharmacy 702, LLC	IN	N/A	Optum PM of Illinois, Inc.	Ownership	100.000	UnitedHealth Group Incorporated		
		.0000	20-271923				Optum Pharmacy 704, Inc.	TX	N/A	Briovark of Florida, Inc.	Ownership	100.000	UnitedHealth Group Incorporated		
		.0000	55-062431				Optum Pharmacy 705, LLC	IL	N/A	Briovark of Maine, Inc.	Ownership	100.000	UnitedHealth Group Incorporated		
		.0000	74-310318				Optum Pharmacy 706, Inc.	NE	N/A	Salvo Specialty Pharmacy, Inc.	Ownership	100.000	UnitedHealth Group Incorporated		
		.0000	20-451546				Optum Pharmacy 707, Inc.	CA	N/A	Salvo Specialty Pharmacy, Inc.	Ownership	100.000	UnitedHealth Group Incorporated		
		.0000	27-289469				Optum Pharmacy 800, Inc.	AZ	N/A	Aptheary Holdings, Inc.	Ownership	100.000	UnitedHealth Group Incorporated		
		.0000	13-431652				Optum Pharmacy 801, Inc.	AZ	N/A	Aptheary Holdings, Inc.	Ownership	100.000	UnitedHealth Group Incorporated		
		.0000	28-4241458				Optum Pharmacy 803, Inc.	AZ	N/A	Aptheary Holdings, Inc.	Ownership	100.000	UnitedHealth Group Incorporated		
		.0000	28-093308				Optum Pharmacy 805, Inc.	AZ	N/A	Aptheary Holdings, Inc.	Ownership	100.000	UnitedHealth Group Incorporated		
		.0000	27-0121303				Optum Pharmacy 806, Inc.	CA	N/A	Aptheary Holdings, Inc.	Ownership	100.000	UnitedHealth Group Incorporated		
		.0000	20-491326				Optum Public Sector Solutions, Inc.	DE	N/A	Optum Insight, Inc.	Ownership	100.000	UnitedHealth Group Incorporated		
		.0000	46-338809				Optum Rocket, Inc.	DE	N/A	Optum Insight, Inc.	Ownership	100.000	UnitedHealth Group Incorporated		
		.0000	28-0543382				Optum Senior Services, LLC	IL	N/A	Optum Hospice Pharmacy Services, LLC	Ownership	100.000	UnitedHealth Group Incorporated		
		.0000	98-130761				Optum Services (Ireland) Limited	IRL	N/A	Optum Hospice Pharmacy Services, LLC	Ownership	100.000	UnitedHealth Group Incorporated		
		.0000	85-367003				Optum Services (Porto Rico) LLC	PR	N/A	Unitea Theatricals Internationals I I I B.V.	Ownership	100.000	UnitedHealth Group Incorporated		

**SCHEDULE Y**  
**PART 1A - DETAIL OF INSURANCE HOLDING COMPANY SYSTEM**

1	2	3	4	5	6	7	8	9	10	11	12	13	14	15	16
Group Code	Group Name	NAIC Company Code	ID Number	Federal RSSD	CIK	Name of Securities Exchange if Publicly Traded (U.S. or International)	Parent, Subsidiaries or Affiliates	Domiliary Location	Relationship to Reporting Entity	Directly Controlled by (Name of Entity/Person)	Type of Control (Ownership, Board, Management, Attorney-in-Fact, Influence, Other)	Control Is Ownership Provide Percentage	Ultimate Controlling Entity(ies)/Person(s)	Is an SCA Filing Required? (Y/N)	
.0000		.0000	45-4833454				Optum Services, Inc.	DE	N/A	Optum, Inc.	Ownership	100.000	UnitedHealth Group Incorporated		
.0000		.0000	98-1294988				Optum Solutions do Brasil - Tecnologia e Serviços de Saúde Ltda.	BR	N/A	Genel Ltda.	Ownership	.0000	UnitedHealth Group Incorporated		
.0000		.0000	98-1294988				Optum Solutions do Brasil - Tecnologia e Serviços de Saúde Ltda.	BR	N/A	Atel Assistência Médica Internacional S.A.	Ownership	100.000	UnitedHealth Group Incorporated		
.0000		.0000	98-6244689				Optum Technology, LLC	DE	N/A	Optum Health & Technology Holdings (US), Inc.	Ownership	100.000	UnitedHealth Group Incorporated		
.0000		.0000	98-5713629				Optum UK Solutions Group Limited	DE	N/A	Optum Insight, Inc.	Ownership	100.000	UnitedHealth Group Incorporated		
.0000		.0000	98-107709				Optum UK Solutions Group Limited	DE	N/A	Optum Solutions UK Holdings Limited	Ownership	100.000	UnitedHealth Group Incorporated		
.0000		.0000					Optum Ventures Partners III, LP	DE	N/A	Optum, Inc.	Ownership	99.000	UnitedHealth Group Incorporated		
.0000		.0000					Optum Westinghouse Network, LLC	DE	N/A	Optum, Inc.	Ownership	99.000	UnitedHealth Group Incorporated		
.0000		.0000	95-0753012				Optum Women's and Children's Health, LLC	DE	N/A	Optum Health Care Holdings, LLC	Ownership	93.000	UnitedHealth Group Incorporated		
.0000		.0000	31-0591020		819894		Optum, Inc.	DE	N/A	United Healthcare Services, Inc.	Ownership	100.000	UnitedHealth Group Incorporated		
.0000		.0000	46-3883226				Optum60 Services, Inc.	DE	N/A	Optum Reboot, Inc.	Ownership	69.000	UnitedHealth Group Incorporated		
.0000		.0000	82-3446942				Optum60 Solutions, LLC	DE	N/A	Optum Insight, Inc.	Ownership	100.000	UnitedHealth Group Incorporated		
.0000		.0000	46-3328307				Optum60, LLC	DE	N/A	Optum Reboot, Inc.	Ownership	69.000	UnitedHealth Group Incorporated		
.0000		.0000	31-0940296				OptumCare AIO New Mexico, LLC	DE	N/A	OptumCare New Mexico, LLC	Ownership	100.000	UnitedHealth Group Incorporated		
.0000		.0000	83-3067939				OptumCare AIO West, LLC	DE	N/A	OptumCare New Mexico, LLC	Ownership	100.000	UnitedHealth Group Incorporated		
.0000		.0000	47-1422087				OptumCare Clinical Trials, LLC	DE	N/A	Optum Live Care Holdings, LLC	Ownership	100.000	UnitedHealth Group Incorporated		
.0000		.0000	35-2597463				OptumCare Colorado ASB, LLC	DE	N/A	OptumCare Holdings, LLC	Ownership	100.000	UnitedHealth Group Incorporated		
.0000		.0000	47-216890				OptumCare Colorado Springs, LLC	DE	N/A	OptumCare Colorado, LLC	Ownership	100.000	UnitedHealth Group Incorporated		
.0000		.0000	47-2196783				OptumCare Colorado, LLC	DE	N/A	OptumCare Holdings Colorado, LLC	Ownership	100.000	UnitedHealth Group Incorporated		
.0000		.0000	26-1598741				OptumCare Endoscopy Center New Mexico, LLC	DE	N/A	OptumCare Florida, LLC	Ownership	100.000	UnitedHealth Group Incorporated		
.0000		.0000	82-227780				OptumCare Florida, LLC	DE	N/A	OptumCare Florida, LLC	Ownership	100.000	UnitedHealth Group Incorporated		
.0000		.0000	97-9408659				OptumCare Florida, LLC	DE	N/A	OptumCare Holdings, LLC	Ownership	100.000	UnitedHealth Group Incorporated		
.0000		.0000	91-0699905				OptumCare Florida, LLC	DE	N/A	OptumCare Holdings, LLC	Ownership	100.000	UnitedHealth Group Incorporated		
.0000		.0000	95-2527963				OptumCare Holdings, LLC	DE	N/A	OptumCare Holdings, LLC	Ownership	100.000	UnitedHealth Group Incorporated		
.0000		.0000	95-409962				OptumCare Management, LLC	DE	N/A	OptumCare Holdings, LLC	Ownership	100.000	UnitedHealth Group Incorporated		
.0000		.0000	21-445387				OptumCare New Mexico, LLC	DE	N/A	OptumCare Management, LLC	Ownership	100.000	UnitedHealth Group Incorporated		
.0000		.0000	95-339868				OptumCare New York, PA, Inc.	DE	N/A	OptumCare Management, LLC	Ownership	100.000	UnitedHealth Group Incorporated		
.0000		.0000	95-339868				OptumCare South Florida, LLC	DE	N/A	OptumCare Management, LLC	Ownership	100.000	UnitedHealth Group Incorporated		
.0000		.0000	95-339868				OptumCare Specialty Practices, LLC	DE	N/A	OptumCare Management, LLC	Ownership	100.000	UnitedHealth Group Incorporated		
.0000		.0000	95-360492				OptumHealth Care Solutions, LLC	DE	N/A	Optum Health, Inc.	Ownership	100.000	UnitedHealth Group Incorporated		
.0000		.0000	41-159144				OptumHealth Holdings, LLC	DE	N/A	Optum Health, Inc.	Ownership	100.000	UnitedHealth Group Incorporated		
.0000		.0000	47-192295				OptumHealth Holdings, LLC	DE	N/A	Optum Health, Inc.	Ownership	100.000	UnitedHealth Group Incorporated		
.0000		.0000	98-110868				OptumHealth International B.V.	NL	N/A	Optum Health, Inc.	Ownership	100.000	UnitedHealth Group Incorporated		
.0000		.0000	98-1401978				OptumInsight Holdings, LLC	DE	N/A	The Advisory Board Company	Ownership	.0000	UnitedHealth Group Incorporated		
.0000		.0000	98-1401978				OptumInsight India Private Limited	IN	N/A	ABC International Holdings, LLC	Ownership	99.065	UnitedHealth Group Incorporated		
.0000		.0000	04-3383745				OptumInsight Life Sciences, Inc.	DE	N/A	ABC International Holdings, LLC	Ownership	99.065	UnitedHealth Group Incorporated		
.0000		.0000	41-858488				OptumInsight, Inc.	DE	N/A	OptumInsight, Inc.	Ownership	100.000	UnitedHealth Group Incorporated		
.0000		.0000	75-257609				Optum Administrative Services, LLC	DE	N/A	OptumInsight Holdings, LLC	Ownership	100.000	UnitedHealth Group Incorporated		
.0000		.0000	31-172846				Optum Discount Card Services, LLC	DE	N/A	Optum Holdings I, LLC	Ownership	100.000	UnitedHealth Group Incorporated		
.0000		.0000	47-474295				Optum Group Holdings, Inc.	DE	N/A	Optum Holdings I, LLC	Ownership	100.000	UnitedHealth Group Incorporated		
.0000		.0000	46-069840				Optum Health Solutions, LLC	DE	N/A	Optum Holdings I, LLC	Ownership	100.000	UnitedHealth Group Incorporated		
.0000		.0000	98-8670454				Optum Holdings I, LLC	DE	N/A	Optum Administrative Services, LLC	Ownership	100.000	UnitedHealth Group Incorporated		
.0000		.0000	94-407211				Optum Home Delivery of Ohio, LLC	DE	N/A	Optum Group Holdings, Inc.	Ownership	100.000	UnitedHealth Group Incorporated		
.0000		.0000	23-021827				Optum IPA III, Inc.	DE	N/A	Optum Health Solutions, LLC	Ownership	100.000	UnitedHealth Group Incorporated		
.0000		.0000	21-015196				Optum IP, Inc.	DE	N/A	Optum Health Solutions, LLC	Ownership	100.000	UnitedHealth Group Incorporated		
.0000		.0000	27-941922				Optum IP, Inc.	DE	N/A	Optum Health Solutions, LLC	Ownership	100.000	UnitedHealth Group Incorporated		
.0000		.0000	11-2591912				Optum PMI of Illinois, Inc.	DE	N/A	Optum Health Solutions, LLC	Ownership	100.000	UnitedHealth Group Incorporated		
.0000		.0000	98-0351447				Optum PMI of Maryland, LLC	DE	N/A	Optum Administrative Services, LLC	Ownership	100.000	UnitedHealth Group Incorporated		

**SCHEDULE Y**

**PART 1A - DETAIL OF INSURANCE HOLDING COMPANY SYSTEM**

1	2	3	4	5	6	7	8	9	10	11	12	13	14	15	16
Group Code	Group Name	NAIC Company Code	ID Number	Federal RSSD	CIK	Name of Securities Exchange if Publicly Traded (U.S. or International)	Parent, Subsidiaries or Affiliates	Dominant Location	Relationship to Reporting Entity	Directly Controlled by (Name of Entity/Person)	Type of Control (Ownership, Board, Management, Attorney-in-Fact, Influence, Other)	Control is Ownership Provide Percentage	Ultimate Controlling Entity(ies)/Person(s)	Is an SCA Filing Required? (Y/N)	
			08-692283				Optum RM of Pennsylvania, LLC	PA	N/A	Optum of Pennsylvania, LLC	Ownership	100.00	UnitedHealth Group Incorporated		
			08-3893753				Optum RM of Wisconsin, LLC	WI	N/A	Optum of Pennsylvania, LLC	Ownership	100.00	UnitedHealth Group Incorporated		
			16-1767416				Optum PD of Pennsylvania, LLC	PA	N/A	Optum of Pennsylvania, LLC	Ownership	100.00	UnitedHealth Group Incorporated		
			08-607347				Optum Pharmacy of Nevada, Inc.	NV	N/A	Optum Health Solutions, LLC	Ownership	100.00	UnitedHealth Group Incorporated		
			47-316610				Optum Pharmacy, Inc.	CA	N/A	Optum Holdings, LLC	Ownership	100.00	UnitedHealth Group Incorporated		
			33-041200				OptumCare Technology Services, Inc.	CA	N/A	Optum Holdings, LLC	Ownership	100.00	UnitedHealth Group Incorporated		
			32-307692				Oregon Healthcare Resources, LLC	OR	N/A	Optum Physician Group, P.C.	Ownership	100.00	UnitedHealth Group Incorporated		
			21-3891262				Oregon Outpatient Surgery Center, LLC	OR	N/A	Providence SCA Campus Holdings, LLC	Ownership	51.80	UnitedHealth Group Incorporated		1
			59-3129869				Oxford Health Partners, L.P.	GA	N/A	Surgical Health, LLC	Ownership	51.80	UnitedHealth Group Incorporated		2
			46-2762615				Orthopedic Center for Outpatient Surgery, L.P.	GA	N/A	Surgical Health, LLC	Ownership	100.00	UnitedHealth Group Incorporated		
			13-300941				Orthology, Inc.	DE	N/A	ProHealth Medical Management, LLC	Ownership	100.00	UnitedHealth Group Incorporated		
			13-3018652				OrthoNet LLC	DE	N/A	ProHealth Medical Management, LLC	Ownership	100.00	UnitedHealth Group Incorporated		
			13-4029688				OrthoNet New York IPA, Inc.	NY	N/A	OrthoNet Holdings, Inc.	Ownership	100.00	UnitedHealth Group Incorporated		
			25-2894306				OrthoNet of the South, Inc.	DE	N/A	OrthoNet Holdings, Inc.	Ownership	100.00	UnitedHealth Group Incorporated		
			46-1581769				OrthoNet Services, Inc.	DE	N/A	OrthoNet Holdings, Inc.	Ownership	100.00	UnitedHealth Group Incorporated		
			20-0271966				OrthoNet West, Inc.	DE	N/A	OrthoNet Holdings, Inc.	Ownership	100.00	UnitedHealth Group Incorporated		
			81-2594417				Orthopedic Surgery Center of Palm Beach County, LLC	FL	N/A	SPA-Palm Beach, LLC	Ownership	26.500	UnitedHealth Group Incorporated		2
			05-287227				OrthoNet MD, LLC	DE	N/A	OptumCare Specialty Practices, LLC	Ownership	50.000	UnitedHealth Group Incorporated		
			41-921007				Ovalions, Inc.	CT	N/A	United Healthcare Services, Inc.	Ownership	100.00	UnitedHealth Group Incorporated		
			08-159795				Oxford Benefit Management, Inc.	CT	N/A	Oxford Health Plans LLC	Ownership	100.00	UnitedHealth Group Incorporated		
			22-279760				Oxford Health Insurance, Inc.	NY	N/A	United Healthcare Insurance Company	Ownership	100.00	UnitedHealth Group Incorporated		
			06-1191201				Oxford Health Plans (CT), Inc.	CT	N/A	United Healthcare Insurance Company	Ownership	100.00	UnitedHealth Group Incorporated		
			22-2785725				Oxford Health Plans (MD), Inc.	MD	N/A	Oxford Health Plans LLC	Ownership	100.00	UnitedHealth Group Incorporated		
			32-2463751				Oxford Health Plans (NY), Inc.	NY	N/A	Oxford Health Plans LLC	Ownership	100.00	UnitedHealth Group Incorporated		
			21-0009697				Oxford Health Plans LLC	DE	N/A	UnitedHealth Group Incorporated	Ownership	100.00	UnitedHealth Group Incorporated		
			75-267077				Pacific Casualty Company, Inc.	HI	N/A	UHEALTH Group, Inc.	Ownership	100.00	UnitedHealth Group Incorporated		
			05-1137895				Pacific Life Insurance Company	IN	N/A	United HealthCare Services, Inc.	Ownership	100.00	UnitedHealth Group Incorporated		
			05-2629683				Pacific Health Life Insurance Company	CA	N/A	United HealthCare Services, Inc.	Ownership	100.00	UnitedHealth Group Incorporated		
			94-339722				Pacific Health of Colorado, Inc.	CO	N/A	United HealthCare Services, Inc.	Ownership	100.00	UnitedHealth Group Incorporated		
			84-3013378				Pacific Health of Nevada, Inc.	UT	N/A	United HealthCare Services, Inc.	Ownership	100.00	UnitedHealth Group Incorporated		
			05-007501				Pacific Health of Nevada, Inc.	UT	N/A	United HealthCare Services, Inc.	Ownership	100.00	UnitedHealth Group Incorporated		
			05-144613				Pacific Health of Nevada, Inc.	UT	N/A	United HealthCare Services, Inc.	Ownership	100.00	UnitedHealth Group Incorporated		
			46-125583				Park Hill Surgery Center, LLC	PA	N/A	EmpireMedica S.A.	Ownership	53.558	UnitedHealth Group Incorporated		
			45-164675				Park Hill Surgery Center, LLC	PA	N/A	EmpireMedica S.A.	Ownership	53.558	UnitedHealth Group Incorporated		
			20-4127100				Parkey Surgery Center, LLC	TX	N/A	Surgical Care Affiliates, LLC	Influence	51.000	UnitedHealth Group Incorporated		
							Patrimonio Autónomo Nueva Clínica	CO	N/A	Clinica del Country S.A.S.	Ownership	78.400	UnitedHealth Group Incorporated		
							Patrimonio Autónomo Nueva Clínica	CO	N/A	Clinica del Country S.A.S.	Ownership	85.180	UnitedHealth Group Incorporated		
							Patrimonio Autónomo Nueva Clínica	CO	N/A	Promotora Country S.A.	Ownership	9.670	UnitedHealth Group Incorporated		
			02-1651147				Payment Resolution on Services, LLC	TX	N/A	Benedicta Internacional S/A	Ownership	100.000	UnitedHealth Group Incorporated		
			75-336566				PCOOV, Inc.	CA	N/A	Optum Health, Inc.	Ownership	100.000	UnitedHealth Group Incorporated		
			47-2429625				Penzo Enterprises, LLC	CA	N/A	Optum Health, Inc.	Ownership	100.000	UnitedHealth Group Incorporated		
			20-5662149				Perian Physio Therapy, LTD	LA	N/A	New Orleans Regional Physician Hospital Organization, L.L.C.	Ownership	100.000	UnitedHealth Group Incorporated		
			20-560877				Perimeter Center for Outpatient Surgery, L.P.	GA	N/A	ProHealth Medical Management, LLC	Ownership	100.000	UnitedHealth Group Incorporated		
			08-1978405				Pharmaceutical Technologies Independent Practice Association, LLC	GA	N/A	SPC Atlanta, LLC	Ownership	38.757	UnitedHealth Group Incorporated		2
			47-546845				Pharmaceutical Technologies, Inc.	NV	N/A	Diplomat Pharmacy, Inc.	Ownership	100.000	UnitedHealth Group Incorporated		
			47-0764793				Pharmaceutical Technologies, Inc.	NE	N/A	Diplomat Pharmacy, Inc.	Ownership	100.000	UnitedHealth Group Incorporated		

**SCHEDULE Y**

**PART 1A - DETAIL OF INSURANCE HOLDING COMPANY SYSTEM**

1	2	3	4	5	6	7	8	9	10	11	12	13	14	15	16
Group Code	Group Name	NAIC Company Code	ID Number	Federal RSSD	CIK	Name of Securities Exchange if Publicly Traded (U.S. or International)	Parent, Subsidiaries or Affiliates	Dominant Location	Relationship to Reporting Entity	Directly Controlled by (Name of Entity/Person)	Type of Control (Ownership, Board, Management, Attorney-in-Fact, Influence)	Control is Ownership Provide Percentage	Ultimate Controlling Entity(ies)/Person(s)	Is an SCA Filing Required? (Y/N)	
.000	UniteHealth Group Incorporated		8-238416 .0000				PHC Subsidiary Holdings, LLC	TX	N/A	Unite Healthcare Services, Inc.	Ownership	100.00	UniteHealth Group Incorporated		
		.0000	81-230254				Physician Alliance of the Rockies, LLC	CO	N/A	New West Physicians, Inc.	Ownership	100.00	UniteHealth Group Incorporated		
		.0000	31-016455				Physician Partners Medical Group, Inc.	CA	N/A	Physicians Owned	Influence	100.00	UniteHealth Group Incorporated		
		.0000	91-352787				Physician Care Network, L.L.C.	WA	N/A	Physicians Owned	Influence	51.00	UniteHealth Group Incorporated		
		.0000	39-349026				Physicians Day Surgery Center, LLC	FL	N/A	PHC Subsidiary Holdings, LLC	Ownership	100.00	UniteHealth Group Incorporated		
		.1164	04-367255				Physicians Health Choice of Texas, LLC	TX	N/A	Unite Healthcare Services, Inc.	Ownership	100.00	UniteHealth Group Incorporated		
		.0000	31-152824				Physicians Health Plan of Maryland, Inc.	MD	N/A	Unite Healthcare Services, LLC	Ownership	100.00	UniteHealth Group Incorporated		
		.0000	31-157692				Physicians Surgery Center of Dorney, LLC	CA	N/A	SCA Premier Partners, LLC	Ownership	100.00	UniteHealth Group Incorporated		
		.0000	84-440875				Plano de Saúde em Coats Ltda.	BRA	N/A	SCA Premier Partners, LLC	Ownership	25.14	UniteHealth Group Incorporated		
		.0000	98-338873				Plano de Saúde em Coats Ltda	BRA	N/A	Med Assistencia Medica Internacional S.A.	Ownership	74.88	UniteHealth Group Incorporated		
		.0000	66-074244				Plus One Health Management Per to Rico, Inc.	PR	N/A	Plus One Holdings, Inc.	Ownership	100.00	UniteHealth Group Incorporated		
		.0000	13-361705				Plus One Holdings, Inc.	PR	N/A	Orinthal In Care Solutions, LLC	Ownership	100.00	UniteHealth Group Incorporated		
		.0000	80-807247				PHI Acquisition, LLC	DE	N/A	Progressive Enterprise Holdings, Inc.	Ownership	100.00	UniteHealth Group Incorporated		
		.0000	25-314874				PHS Holdings, LLC	DE	N/A	Progressive Enterprise Holdings, Inc.	Ownership	100.00	UniteHealth Group Incorporated		
		.0000	59-316848				PHS Settlement Solutions, LLC	FL	N/A	PHS Holdings, LLC	Ownership	100.00	UniteHealth Group Incorporated		
		.0000	59-242266				PHS, LLC	FL	N/A	PHS Holdings, LLC	Ownership	100.00	UniteHealth Group Incorporated		
		.0000	98-108164				Polar II Fundo de Investimento em Participações Multitragèdia	BRA	N/A	UniteHealthcare Internationals IV S.&R.L.	Ownership	100.00	UniteHealth Group Incorporated		
		.0000	47-599348				Polo Holdings, LLC	DE	N/A	Cell Labor Care Holdings, LLC	Ownership	80.10	UniteHealth Group Incorporated		
		.0000	83-304267				Polyclinic Holdings, P.C.	WA	N/A	Physicians Owned	Influence	100.00	UniteHealth Group Incorporated		
		.0000	46-050906				Polyclinic Management Services Company, LLC	WA	N/A	The Polyclinic, PLLC	Ownership	100.00	UniteHealth Group Incorporated		
		.0000	46-541205				POMO Network, Inc.	NV	N/A	POMO, Inc.	Ownership	100.00	UniteHealth Group Incorporated		
		.0000	15-081348				POMO, Inc.	NV	N/A	UMF, Inc.	Ownership	100.00	UniteHealth Group Incorporated		
		.0000	33-021822				Pomerado Outpatient Surgical Center, Inc.	CA	N/A	ASC Network, LLC	Ownership	100.00	UniteHealth Group Incorporated		
		.0000	33-072389				Pomerado Outpatient Surgical Center, L.P.	CA	N/A	ASC Network, LLC	Ownership	100.00	UniteHealth Group Incorporated		
		.0000	21-149421				Post-House Care Center for Research, LLC	CA	N/A	Post-House Care Center for Research, LLC	Ownership	100.00	UniteHealth Group Incorporated		
		.0000	25-446381				PRA Holdings, LLC	DE	N/A	Practice Partners in Healthcare, LLC	Ownership	100.00	UniteHealth Group Incorporated		
		.0000	25-446380				PRC Management Company, L.L.C.	DE	N/A	Practice Partners in Healthcare, LLC	Ownership	100.00	UniteHealth Group Incorporated		
		.0000	75-077044				Practice Partners in Healthcare, LLC	DE	N/A	Practice Partners in Healthcare, LLC	Ownership	100.00	UniteHealth Group Incorporated		
		.0000	65-088327				Preferred Care Partners Holding Corp	FL	N/A	SCA-Preferred Per Holdings, LLC	Ownership	100.00	UniteHealth Group Incorporated		
		.0000	26-384518				Preferred Care Partners Medical Group, Inc.	FL	N/A	Unite Healthcare Services, Inc.	Ownership	100.00	UniteHealth Group Incorporated		
		.1178	65-088383				Preferred Care Partners, Inc.	FL	N/A	Preferred Care Partners Holding, Corp.	Ownership	100.00	UniteHealth Group Incorporated		
		.0000	75-338569				Premier Choice ACO, Inc.	CA	N/A	PrimeCare Medical Network, Inc.	Ownership	100.00	UniteHealth Group Incorporated		
		.0000	72-378216				Premier Surgery Center of Louisville, L.P.	IN	N/A	SCA Premier Surgery Center of Louisville, LLC	Ownership	51.00	UniteHealth Group Incorporated		
		.0000	20-149748				Prentice Medical Resources, LLC	CA	N/A	Unity Health Network, LLC	Ownership	100.00	UniteHealth Group Incorporated		
		.0000	33-052735				Primary Care Associated Medical Group, Inc.	CA	N/A	MMW Medical Group Holdings, Inc.	Ownership	100.00	UniteHealth Group Incorporated		
		.0000	31-051640				Prime Community Care, Inc.	CA	N/A	Physicians Owned	Influence	100.00	UniteHealth Group Incorporated		
		.0000	88-025312				Prime Health, Inc.	NV	N/A	Physicians Owned	Influence	100.00	UniteHealth Group Incorporated		
		.0000	33-064588				PrimeCare Medical Group of Ohio Valley, Inc.	CA	N/A	Physicians Owned	Influence	100.00	UniteHealth Group Incorporated		
		.0000	33-061778				PrimeCare Medical Network, Inc.	CA	N/A	MMW Holdings, Inc.	Ownership	100.00	UniteHealth Group Incorporated		
		.0000	87-073787				PrimeCare of Citrus Valley, Inc.	CA	N/A	PrimeCare Medical Network, Inc.	Ownership	80.00	UniteHealth Group Incorporated		
		.0000	33-067447				PrimeCare of Corona, Inc.	CA	N/A	PrimeCare Medical Network, Inc.	Ownership	100.00	UniteHealth Group Incorporated		
		.0000	33-067441				PrimeCare of Heet Valley, Inc.	CA	N/A	PrimeCare Medical Network, Inc.	Ownership	100.00	UniteHealth Group Incorporated		
		.0000	33-067448				PrimeCare of Inland Valley, Inc.	CA	N/A	PrimeCare Medical Network, Inc.	Ownership	100.00	UniteHealth Group Incorporated		
		.0000	33-067442				PrimeCare of Moreno Valley, Inc.	CA	N/A	PrimeCare Medical Network, Inc.	Ownership	100.00	UniteHealth Group Incorporated		
		.0000	33-067440				PrimeCare of Redlands, Inc.	CA	N/A	PrimeCare Medical Network, Inc.	Ownership	100.00	UniteHealth Group Incorporated		
		.0000	33-067404				PrimeCare of Riverdale, Inc.	CA	N/A	PrimeCare Medical Network, Inc.	Ownership	100.00	UniteHealth Group Incorporated		

**SCHEDULE Y**

**PART 1A - DETAIL OF INSURANCE HOLDING COMPANY SYSTEM**

1	2	3	4	5	6	7	8	9	10	11	12	13	14	15	16
Group Code	Group Name	NAIC Company Code	ID Number	Federal RSSD	CIK	Name of Securities Exchange if Publicly Traded (U.S. or International)	Parent, Subsidiaries or Affiliates	Dominant Location	Relationship to Reporting Entity	Directly Controlled by (Name of Entity/Person)	Type of Control (Ownership, Board, Management, Attorney-in-Fact, Influence, Other)	Control is Ownership Provide Percentage	Ultimate Controlling Entity(ies)/Person(s)	Is an SCA Filing Required? (Y/N)	
		.0000	14-891328				PrimerCare of San Bernardino, Inc.	CA	N/A	PrimerCare Medical Network, Inc.	Ownership	100.000	UnitedHealth Group Incorporated		
		.0000	3-089459				PrimerCare of San City, Inc.	CA	N/A	PrimerCare Medical Network, Inc.	Ownership	100.000	UnitedHealth Group Incorporated		
		.0000	3-067449				PrimerCare of Tequila, Inc.	CA	N/A	PrimerCare Medical Network, Inc.	Ownership	100.000	UnitedHealth Group Incorporated		
		.0000	14-875402				Procura Management, Inc.	DE	N/A	Healthcare Solutions, Inc.	Ownership	100.000	UnitedHealth Group Incorporated		
		.0000	27-407187				Progressive Enterprise Holdings, Inc.	DE	N/A	Healthcare Solutions, Inc.	Ownership	100.000	UnitedHealth Group Incorporated		
		.0000	31-192384				Progressive Medical, LLC	DE	N/A	PH Acquisition, LLC	Ownership	100.000	UnitedHealth Group Incorporated		
		.0000	45-469117				PROFELTH Accountable Care Medical Group	NV	N/A	PROFELTH Care Associates, L.L.P.	Ownership	100.000	UnitedHealth Group Incorporated		
		.0000	11-344704				PROFELTH Ambulatory Surgery Center, Inc.	NV	N/A	PROFELTH Care Associates, L.L.P.	Influence		UnitedHealth Group Incorporated		
		.0000	47-566253				PROFELTH Care of New Jersey LP	NV	N/A	PROFELTH Medical NY, P.C.	Influence		UnitedHealth Group Incorporated		
		.0000	11-335904				PROFELTH Care Associates L.L.P.	NV	N/A	PROFELTH Medical NY, P.C.	Ownership	51.000	UnitedHealth Group Incorporated		
		.0000	47-104981				PROFELTH Medical Management, LLC	DE	N/A	Coalition Live Care Holdings, LLC	Ownership	100.000	UnitedHealth Group Incorporated		
		.0000	47-138406				PROFELTH Medical NY, P.C.	DE	N/A	Physicians On Demand	Ownership	100.000	UnitedHealth Group Incorporated		
		.0000	45-540737				ProHealth Physicians MD, LLC	OT	N/A	ProHealth Physicians, Inc.	Ownership	100.000	UnitedHealth Group Incorporated		
		.0000	05-144675				ProHealth Physicians, Inc.	OT	N/A	Polo Holdings, LLC	Ownership	100.000	UnitedHealth Group Incorporated		
		.0000	05-146908				ProHealth Physicians, P.C.	OT	N/A	Polo Holdings, LLC	Ownership	100.000	UnitedHealth Group Incorporated		
		.0000	32-065540				ProHealth Proton Center Management, LLC	DE	N/A	PROFELTH Medical Management, LLC	Ownership	100.000	UnitedHealth Group Incorporated		
		.0000	47-5991535				PROFELTH Urgent Care Medicine of New Jersey LLP	NJ	N/A	Physicians On Demand	Influence		UnitedHealth Group Incorporated		
		.0000	46-188379				PROFELTH Urgent Care Medicine, RLLC	NJ	N/A	Physicians On Demand	Ownership	100.000	UnitedHealth Group Incorporated		
		.0000	46-188379				PROFELTH Urgent Care Medicine, RLLC	NJ	N/A	PROFELTH Care Associates, L.L.P.	Ownership	100.000	UnitedHealth Group Incorporated		
		.0000	46-188379				PROFELTH Urgent Care Medicine, RLLC	NJ	N/A	Carallum Dental Member, L.L.P.	Ownership	46.000	UnitedHealth Group Incorporated		
		.0000	22-349326				Promedica Country S.A.	OL	N/A	Bemidex S.A.	Ownership	50.000	UnitedHealth Group Incorporated		
		.0000	98-144458				Pronounced Health Solutions, Inc.	DE	N/A	My Wellness Solutions, LLC	Ownership	100.000	UnitedHealth Group Incorporated		
		.0000	85-144458				Prosenetic S.A.C.	PEL	N/A	Physicians On Demand	Ownership	80.000	UnitedHealth Group Incorporated		
		.0000	85-077386				Prospero Health Partners Florida, Inc.	FL	N/A	Physicians On Demand	Ownership	100.000	UnitedHealth Group Incorporated		
		.0000	82-240020				Prospero Health Partners New York, P.C.	NJ	N/A	Physicians On Demand	Influence		UnitedHealth Group Incorporated		
		.0000	84-459314				Prospero Health Partners North Carolina, P.C.	NC	N/A	Physicians On Demand	Influence		UnitedHealth Group Incorporated		
		.0000	84-524753				Prospero Health Partners, P.C.	NJ	N/A	Physicians On Demand	Influence		UnitedHealth Group Incorporated		
		.0000	82-427981				Prospero Management Services, LLC	DE	N/A	Physicians On Demand	Ownership	100.000	UnitedHealth Group Incorporated		
		.0000	82-427981				Prospero Medical Services New Jersey, P.C.	DE	N/A	Triple Air Partners, LLC	Ownership	100.000	UnitedHealth Group Incorporated		
		.0000	82-379552				Providence SCA Or-Campus Holdings, LLC	DE	N/A	Physicians On Demand	Ownership	40.000	UnitedHealth Group Incorporated		
		.0000	82-379552				Providence SCA Or-Campus Holdings, LLC	DE	N/A	SCA Portland, LLC	Ownership	20.000	UnitedHealth Group Incorporated		
		.0000	82-379469				Providence SCA Outreach Markets Holdings, LLC	DE	N/A	SCA Portland, LLC	Ownership	20.000	UnitedHealth Group Incorporated		
		.0000	85-150205				PS Center, LLC	CA	N/A	SCA Portland, LLC	Ownership	49.000	UnitedHealth Group Incorporated		
		.0000	91-807666				PS Center, LLC	CA	N/A	Seach Surgical Holdings II, LLC	Ownership	100.000	UnitedHealth Group Incorporated		
		.0000	46-101123				PS: Bellevue, LLC	NE	N/A	Seach Surgical Holdings II, LLC	Ownership	100.000	UnitedHealth Group Incorporated		
		.0000	46-137123				PS: Coventry, LLC	NE	N/A	Pharmaceutical Technologies, Inc.	Ownership	100.000	UnitedHealth Group Incorporated		
		.0000	46-137123				PS: Coventry, LLC	NE	N/A	Pharmaceutical Technologies, Inc.	Ownership	100.000	UnitedHealth Group Incorporated		
		.0000	46-137123				PS: Coventry, LLC	NE	N/A	Pharmaceutical Technologies, Inc.	Ownership	100.000	UnitedHealth Group Incorporated		
		.0000	85-082165				Psychiatry Services of New York, P.C.	DE	N/A	Physicians On Demand	Influence		UnitedHealth Group Incorporated		
		.0000	46-300120				Pulse Platform, LLC	DE	N/A	Rally Health, Inc.	Ownership	100.000	UnitedHealth Group Incorporated		
		.0000	46-300120				Pulse Platform, LLC	DE	N/A	Rally Health, Inc.	Ownership	100.000	UnitedHealth Group Incorporated		
		.0000	82-180477				R Cubed, Inc.	TX	N/A	Genia Healthcare, Inc.	Ownership	100.000	UnitedHealth Group Incorporated		
		.0000	35-249326				Rally Health, Inc.	TX	N/A	Genia Healthcare, Inc.	Ownership	100.000	UnitedHealth Group Incorporated		
		.0000	81-094792				Real Appeal, Inc.	CA	N/A	Opture Digital Health Holdings, LLC	Ownership	100.000	UnitedHealth Group Incorporated		
		.0000	94-311925				Redlands Ambulatory Surgery Center	CA	N/A	Rally Health, Inc.	Ownership	100.000	UnitedHealth Group Incorporated		
		.0000	94-311925				Redlands Family Practice Medical Group, Inc.	CA	N/A	Redlands SCA Surgery Centers, Inc.	Ownership	54.000	UnitedHealth Group Incorporated		
		.0000	95-267767				Redlands SCA Surgery Centers, Inc.	CA	N/A	Physicians On Demand	Influence		UnitedHealth Group Incorporated		
		.0000	94-311927				Reliant Medical Group The Endoscopy Center, LLC	CA	N/A	SC Affiliates, LLC	Ownership	100.000	UnitedHealth Group Incorporated		
		.0000	20-325133				Reliant Medical Group, Inc.	WV	N/A	Reliant Medical Group, Inc.	Ownership	100.000	UnitedHealth Group Incorporated		
		.0000	04-242386				Reliant MD, LLC	WV	N/A	Physicians On Demand	Influence		UnitedHealth Group Incorporated		
		.0000	82-379100				Research Surgical Center LLC	DE	N/A	Coalition Live Care Holdings, LLC	Ownership	100.000	UnitedHealth Group Incorporated		
		.0000	46-059352				Research Surgical Center LLC	DE	N/A	PH Holdings, LLC	Ownership	51.000	UnitedHealth Group Incorporated		

**SCHEDULE Y**

**PART 1A - DETAIL OF INSURANCE HOLDING COMPANY SYSTEM**

1	2	3	4	5	6	7	8	9	10	11	12	13	14	15	16
Group Code	Group Name	NAIC Company Code	ID Number	Federal RSSD	CIK	Name of Securities Exchange if Publicly Traded (U.S. or International)	Parent, Subsidiaries Or Affiliates	Domiciliary Location	Relationship to Reporting Entity	Directly Controlled by (Name of Entity/Person)	Type of Control (Ownership, Board, Management, Attorney-in-Fact, Influence)	Control Is Ownership Provide Percentage	Ultimate Controlling Entity(ies)/Person(s)	Is an SCA Filing Required? (Y/N)	
0000	UnitedHealth Group Incorporated	0000	84-0614905				UnitedHealthcare of New England, Inc.	DE	IA	UnitedHealthcare of New England, Inc.	Ownership	100.000	UnitedHealth Group Incorporated		
0000		0000	84-124718				Rocky Mountain Health Options, Inc.	CO	IA	Rocky Mountain Health Options, Inc.	Ownership	100.000	UnitedHealth Group Incorporated		
0000		0000	83-0671940				Sered Heart ASB, LLC	FL	IA	Sered Heart ASB, LLC	Ownership	55.000	UnitedHealth Group Incorporated		
0000		0000	84-0738315				Salem S.A.	DE	IA	Salem S.A.	Ownership	9.077	UnitedHealth Group Incorporated		
0000		0000	85-274753				Salem JV Holdings, LLC	DE	IA	Salem JV Holdings, LLC	Ownership	99.925	UnitedHealth Group Incorporated		
0000		0000	74-262470				Salem Surgery Center, LLC	DE	IA	Salem Surgery Center, LLC	Ownership	51.000	UnitedHealth Group Incorporated		
0000		0000	45-2716955				Salveo Specialty Pharmacy, Inc.	DE	IA	Salveo Specialty Pharmacy, Inc.	Ownership	75.000	UnitedHealth Group Incorporated		
0000		0000	77-082251				San Bernardino Medical Group, Inc.	CA	IA	United Medical Group Holdings, LLC	Ownership	100.000	UnitedHealth Group Incorporated		
0000		0000	77-073983				San Diego Endoscopy Center, LLC	CA	IA	Endoscopy Center Holdings, Inc.	Ownership	35.000	UnitedHealth Group Incorporated		
0000		0000	91-217260				Santa Cruz Endoscopy Center, LLC	CA	IA	SCA Santa Cruz Holdings, Inc.	Ownership	50.000	UnitedHealth Group Incorporated		
0000		0000					Santa Helena Asistencia Médica S.A.	BR	IA	SAI Participações S.A.	Ownership	22.292	UnitedHealth Group Incorporated		
0000		0000					Santa Helena Asistencia Médica S.A.	BR	IA	SAI Asistencia Médica Internacional S.A.	Ownership	77.708	UnitedHealth Group Incorporated		
0000		0000					Santos Administraco e Participaces S.A.	BR	IA	SAI Asistencia Médica Internacional S.A.	Ownership	100.000	UnitedHealth Group Incorporated		
0000		0000	85-941832				Sarnello Behavioral Health Services of Michigan, P.C.	DE	IA	Physicians) Owned	Influence		UnitedHealth Group Incorporated		
0000		0000	85-0666386				Sarnello Behavioral Health Services of New Jersey, P.C.	NJ	IA	Physicians) Owned	Influence		UnitedHealth Group Incorporated		
0000		0000	85-195941				Sarnello Behavioral Health Services of North Carolina, P.C.	NC	IA	Physicians) Owned	Influence		UnitedHealth Group Incorporated		
0000		0000	84-312209				Sarnello Behavioral Health Services of Texas, P.A.	TX	IA	Physicians) Owned	Influence		UnitedHealth Group Incorporated		
0000		0000	84-175472				Sarnello Behavioral Health Services, P.A.	DE	IA	Physicians) Owned	Influence		UnitedHealth Group Incorporated		
0000		0000	83-3671919				Sarnello Health Holdings, LLC	DE	IA	Physicians) Owned	Ownership	100.000	UnitedHealth Group Incorporated		
0000		0000	47-820345				Sarnello Health Inc.	DE	IA	Sarnello Health Holdings, LLC	Ownership	14.750	UnitedHealth Group Incorporated		
0000		0000	47-820345				Sarnello Health Inc.	DE	IA	Sarnello Health Holdings, LLC	Ownership	14.210	UnitedHealth Group Incorporated		
0000		0000	82-1149229				Sarnello Health Limited	DE	IA	Surgical Care Health Inc.	Ownership	100.000	UnitedHealth Group Incorporated		
0000		0000	86-162226				SCA AH JV Holdings, LLC	DE	IA	Surgical Care Affiliates, LLC	Ownership	100.000	UnitedHealth Group Incorporated		
0000		0000	47-000881				SCA Alaska Surgery Center, Inc.	AK	IA	SCA SSS Holdings, LLC	Ownership	51.000	UnitedHealth Group Incorporated		
0000		0000	47-5537316				SCA Athens, LLC	DE	IA	SCA Affiliates, LLC	Ownership	100.000	UnitedHealth Group Incorporated		



**SCHEDULE Y  
PART 1A - DETAIL OF INSURANCE HOLDING COMPANY SYSTEM**

1	2	3	4	5	6	7	8	9	10	11	12	13	14	15	16
Group Code	Group Name	NAIC Company Code	ID Number	Federal RSSD	CIK	Name of Securities Exchange if Publicly Traded (U.S. or International)	Parent, Subsidiaries Or Affiliates	Domi- nary Loca- tion	Relation- ship to Reporting Entity	Directly Controlled by (Name of Entity/Person)	Type of Control (Ownership, Board, Management, Attorney-in-Fact, Influence, Other)	Control is Ownership Provide Percentage	Ultimate Controlling Entity(ies)/Person(s)	Is an SCA Filing Re- quired? (Y/N)	
.0000			47-5914406				SCA Aust in Holdings, LLC	DE	N/A	SCA Aust in Holdings, LLC	Ownership	100.000	UnitedHealth Group		
.0000			47-5961985				SCA Aust in Medical Center Holdings, LLC	DE	N/A	SCA Aust in Holdings, LLC	Ownership	100.000	UnitedHealth Group		
.0000			85-2723465				SCA Bloomfield Holdings, LLC	DE	N/A	SCA Aust in Holdings, LLC	Ownership	100.000	UnitedHealth Group		
.0000			46-4203684				SCA BSC Holdings, LLC	DE	N/A	Surgery, LLC	Ownership	25.000	UnitedHealth Group		
.0000			46-4203684				SCA BSC Holdings, LLC	DE	N/A	Surgery Center Holding, LLC	Ownership	25.000	UnitedHealth Group		
.0000			46-4203684				SCA BSC Holdings, LLC	DE	N/A	SCA Affiliates, LLC	Ownership	25.000	UnitedHealth Group		
.0000			47-5203684				SCA BSC Holdings, LLC	DE	N/A	National Surgery Centers, LLC	Ownership	25.000	UnitedHealth Group		
.0000			84-4328182				SCA Center Park Holdings, LLC	DE	N/A	National Surgery Centers, LLC	Ownership	100.000	UnitedHealth Group		
.0000			85-4043807				SCA Citron, LLC	DE	N/A	SCA Affiliates, LLC	Ownership	100.000	UnitedHealth Group		
.0000			04-3170801				SCA Citron, LLC	DE	N/A	Surgery, LLC	Ownership	63.013	UnitedHealth Group		
.0000			85-2019401				SCA Devers Surgical Center, LLC	DE	N/A	SCA Affiliates, LLC	Ownership	100.000	UnitedHealth Group		
.0000			82-533981				SCA Devel cement, LLC	DE	N/A	SCA Affiliates, LLC	Ownership	100.000	UnitedHealth Group		
.0000			85-3450755				SCA Diuith Holdings, LLC	DE	N/A	SCA Affiliates, LLC	Ownership	100.000	UnitedHealth Group		
.0000			85-189823				SCA Dunaway Holdings, LLC	DE	N/A	SCA Affiliates, LLC	Ownership	100.000	UnitedHealth Group		
.0000			85-1855907				SCA Dunaway Holdings, LLC	DE	N/A	SCA Affiliates, LLC	Ownership	100.000	UnitedHealth Group		
.0000			85-3721384				SCA ecode Solutions Private Limited	IN	N/A	SCA Dunaway Holdings, LLC	Ownership	51.000	UnitedHealth Group		
.0000			85-142517				SCA Engwood Holdings, LLC	DE	N/A	SCA Dunaway Holdings, LLC	Ownership	100.000	UnitedHealth Group		
.0000			85-2094446				SCA ESC Holdings, LLC	DE	N/A	SCA Affiliates, LLC	Ownership	100.000	UnitedHealth Group		
.0000			85-3472510				SCA Global One Holdings, LLC	DE	N/A	SCA Affiliates, LLC	Ownership	100.000	UnitedHealth Group		
.0000			85-4003008				SCA Greenway Holdings, LLC	DE	N/A	SCA Affiliates, LLC	Ownership	49.000	UnitedHealth Group		
.0000			85-274387				SCA Grove Creek Holdings, LLC	DE	N/A	SCA Affiliates, LLC	Ownership	100.000	UnitedHealth Group		
.0000			87-598484				SCA Gullford Holdings, LLC	DE	N/A	SCA Affiliates, LLC	Ownership	100.000	UnitedHealth Group		
.0000			85-273971				SCA Hays Holdings, LLC	DE	N/A	SCA Aust in Holdings, LLC	Ownership	100.000	UnitedHealth Group		
.0000			85-173298				SCA Heart Land Holdings, LLC	DE	N/A	SCA Affiliates, LLC	Ownership	100.000	UnitedHealth Group		
.0000			46-430343				SCA Holdco, Inc.	DE	N/A	SCA Affiliates, LLC	Ownership	100.000	UnitedHealth Group		
.0000			27-1694837				SCA Holding Company, Inc.	CA	N/A	Collaborative Care Holdings, LLC	Ownership	100.000	UnitedHealth Group		
.0000			47-125643				SCA Holdings, Inc.	CA	N/A	SCA Surgery Holdings, LLC	Ownership	100.000	UnitedHealth Group		
.0000			46-430475				SCA IEC Holdings, LLC	DE	N/A	Surgery Center Holding, LLC	Ownership	25.000	UnitedHealth Group		
.0000			46-430475				SCA IEC Holdings, LLC	DE	N/A	SCA Affiliates, LLC	Ownership	25.000	UnitedHealth Group		
.0000			46-430475				SCA IEC Holdings, LLC	DE	N/A	National Surgery Centers, LLC	Ownership	25.000	UnitedHealth Group		
.0000			45-284198				SCA Indiana Holdings, LLC	DE	N/A	Surgery Center Holding, LLC	Ownership	25.000	UnitedHealth Group		
.0000			45-284198				SCA Indiana Holdings, LLC	DE	N/A	Surgery Center Holding, LLC	Ownership	25.000	UnitedHealth Group		
.0000			45-284198				SCA Indiana Holdings, LLC	DE	N/A	SCA Affiliates, LLC	Ownership	25.000	UnitedHealth Group		
.0000			45-284198				SCA Indiana Holdings, LLC	DE	N/A	National Surgery Centers, LLC	Ownership	25.000	UnitedHealth Group		
.0000			85-204403				SCA Lutheran Holdings, LLC	DE	N/A	SCA Affiliates, LLC	Ownership	100.000	UnitedHealth Group		
.0000			85-345397				SCA Maple Grove Holdings, LLC	DE	N/A	SCA Affiliates, LLC	Ownership	49.000	UnitedHealth Group		
.0000			85-203275				SCA Newark Holdings, LLC	DE	N/A	SCA Affiliates, LLC	Ownership	100.000	UnitedHealth Group		
.0000			85-404374				SCA Northwest Holdings, LLC	DE	N/A	SCA Affiliates, LLC	Ownership	100.000	UnitedHealth Group		
.0000			85-2527319				SCA Northern Utah Holdings, LLC	DE	N/A	SCA Affiliates, LLC	Ownership	100.000	UnitedHealth Group		
.0000			82-503276				SCA of Clarkville, Inc.	TN	N/A	Surgical Health, LLC	Ownership	100.000	UnitedHealth Group		
.0000			85-205564				SCA Outside New Jersey, LLC	CA	N/A	SCA Affiliates, LLC	Ownership	100.000	UnitedHealth Group		
.0000			27-1707364				SCA Pacific Holdings, Inc.	CA	N/A	SCA Affiliates, LLC	Ownership	100.000	UnitedHealth Group		
.0000			85-1370657				SCA Palisades Holdings, LLC	DE	N/A	SCA Affiliates, LLC	Ownership	100.000	UnitedHealth Group		
.0000			46-169425				SCA Pennsylvania Holdings, LLC	DE	N/A	Surgery Center Holding, LLC	Ownership	100.000	UnitedHealth Group		
.0000			85-8173999				SCA Pinnacle Holdings, LLC	DE	N/A	SCA Affiliates, LLC	Ownership	100.000	UnitedHealth Group		
.0000			72-139840				SCA Premier Surgery Center of Louisville, LLC	DE	N/A	SCA Affiliates, LLC	Ownership	100.000	UnitedHealth Group		
.0000			81-201225				SCA Providence Holdings, LLC	DE	N/A	SCA Affiliates, LLC	Ownership	100.000	UnitedHealth Group		
.0000			81-201225				SCA Rockledge J, LLC	DE	N/A	SCA-Merritt, LLC	Ownership	94.874	UnitedHealth Group		
.0000			45-4252645				SCA Rockledge J, LLC	DE	N/A	Endoscopy Center Affiliates, Inc.	Ownership	1.000	UnitedHealth Group		
.0000			45-4252645				SCA ROS Holdings, LLC	DE	N/A	National Surgery Centers, LLC	Ownership	25.000	UnitedHealth Group		

**SCHEDULE Y**  
**PART 1A - DETAIL OF INSURANCE HOLDING COMPANY SYSTEM**

1	2	3	4	5	6	7	8	9	10	11	12	13	14	15	16
Group Code	Group Name	NAIC Company Code	ID Number	Federal RSSD	CIK	Name of Securities Exchange if Publicly Traded (U.S. or International)	Parent, Subsidiaries or Affiliates	Domiciliary Location	Relationship to Reporting Entity	Directly Controlled by (Name of Entity/Person)	Type of Control (Ownership, Board, Management, Attorney-in-Fact, Influence, Other)	Control is Ownership Provide Percentage	Ultimate Controlling Entity(ies)/Person(s)	Is an SCA Filing Required? (Y/N)	
		.0000	45-423645				SCA RDS Holdings, LLC	DE	N/A	Surgery Center Holding, LLC	Ownership	25.000	UnitedHealth Group, Incorporated		
		.0000	45-423645				SCA RDS Holdings, LLC	DE	N/A	SunSurgery, LLC	Ownership	25.000	UnitedHealth Group, Incorporated		
		.0000	45-423645				SCA RDS Holdings, LLC	DE	N/A	SE Affiliates, LLC	Ownership	25.000	UnitedHealth Group, Incorporated		
		.0000	84-369385				SCA Sage Medical, MO, LLC	DE	N/A	SCA Sage Medical, LLC	Ownership	25.000	UnitedHealth Group, Incorporated		2
		.0000	84-367324				SCA Sage Medical, LLC	DE	N/A	SE Affiliates, LLC	Ownership	100.000	UnitedHealth Group, Incorporated		
		.0000	85-2811475				SCA San Diego Holdings, LLC	DE	N/A	SCA San Diego, Inc.	Ownership	100.000	UnitedHealth Group, Incorporated		
		.0000	85-2293671				SCA Shrew Holdings, LLC	DE	N/A	SE Affiliates, LLC	Ownership	100.000	UnitedHealth Group, Incorporated		
		.0000	87-4023869				SCA South Open Holdings, LLC	DE	N/A	SE Affiliates, LLC	Ownership	100.000	UnitedHealth Group, Incorporated		
		.0000	87-3165940				SCA Spectrum Holdings, LLC	DE	N/A	SCA Spectrum Holdings, LLC	Ownership	100.000	UnitedHealth Group, Incorporated		
		.0000	85-2781647				SCA Speciality Holdings of Florida, LLC	DE	N/A	SE Affiliates, LLC	Ownership	100.000	UnitedHealth Group, Incorporated		
		.0000	85-229542				SCA Speciality Holdings of Connecticut, LLC	DE	N/A	SE Affiliates, LLC	Ownership	100.000	UnitedHealth Group, Incorporated		
		.0000	85-2811679				SCA Special Health Partners, LLC	DE	N/A	SE Affiliates, LLC	Ownership	100.000	UnitedHealth Group, Incorporated		
		.0000	45-426592				SCA SSC Holdings, LLC	DE	N/A	SunSurgery, LLC	Ownership	25.000	UnitedHealth Group, Incorporated		
		.0000	45-426592				SCA SSC Holdings, LLC	DE	N/A	SunSurgery, LLC	Ownership	25.000	UnitedHealth Group, Incorporated		
		.0000	45-426592				SCA SSC Holdings, LLC	DE	N/A	SE Affiliates, LLC	Ownership	25.000	UnitedHealth Group, Incorporated		
		.0000	47-500860				SCA Stonegate Holdings, LLC	DE	N/A	National Surgery Centers, LLC	Ownership	100.000	UnitedHealth Group, Incorporated		
		.0000	26-2002268				SCA Surgery Holdings, LLC	DE	N/A	SCA Washin Holdings, LLC	Ownership	100.000	UnitedHealth Group, Incorporated		
		.0000	75-2301088				SCA Surgicare of Laguna Hills, LLC	DE	N/A	Surgical Care Affiliates, LLC	Ownership	100.000	UnitedHealth Group, Incorporated		
		.0000	85-3303683				SCA West Health Holdings, LLC	DE	N/A	Surgery Center Holding, LLC	Ownership	100.000	UnitedHealth Group, Incorporated		
		.0000	85-4150186				SCA Westgreen Holdings, LLC	DE	N/A	SE Affiliates, LLC	Ownership	88.628	UnitedHealth Group, Incorporated		
		.0000	85-3491574				SCA Woodbury Holdings, LLC	DE	N/A	SE Affiliates, LLC	Ownership	49.000	UnitedHealth Group, Incorporated		2
		.0000	74-2553087				SCA Albuquerque Surgery Properties, Inc.	NM	N/A	SE Affiliates, LLC	Ownership	100.000	UnitedHealth Group, Incorporated		
		.0000	47-1807383				SCA Alliances, LLC	DE	N/A	SCA Surgery Holdings, LLC	Ownership	51.000	UnitedHealth Group, Incorporated		
		.0000	82-4783869				SCA Ann Arundel, LLC	DE	N/A	SE Affiliates, LLC	Ownership	100.000	UnitedHealth Group, Incorporated		
		.0000	82-2703357				SCA Apicare Partners, LLC	DE	N/A	SCA-Doney, LLC	Ownership	89.989	UnitedHealth Group, Incorporated		
		.0000	82-3657984				SCA Bethesda, LLC	DE	N/A	SE Affiliates, LLC	Ownership	30.161	UnitedHealth Group, Incorporated		
		.0000	82-530020				SCA Blue Ridge, LLC	DE	N/A	SE Affiliates, LLC	Ownership	20.382	UnitedHealth Group, Incorporated		
		.0000	82-552592				SCA Bonita Springs, LLC	DE	N/A	SE Affiliates, LLC	Ownership	100.000	UnitedHealth Group, Incorporated		
		.0000	82-1904167				SCA Brenton, LLC	DE	N/A	SE Affiliates, LLC	Ownership	53.79	UnitedHealth Group, Incorporated		
		.0000	82-1904167				SCA Brenton, LLC	DE	N/A	SE Affiliates, LLC	Ownership	53.79	UnitedHealth Group, Incorporated		
		.0000	82-5595510				SCA Central Park, LLC	DE	N/A	SE Affiliates, LLC	Ownership	100.000	UnitedHealth Group, Incorporated		
		.0000	82-5709269				SCA Central Park, LLC	DE	N/A	SE Affiliates, LLC	Ownership	100.000	UnitedHealth Group, Incorporated		
		.0000	82-651713				SCA Chesapeake, LLC	DE	N/A	SE Affiliates, LLC	Ownership	100.000	UnitedHealth Group, Incorporated		
		.0000	81-3301658				SCA Chevy Chase, LLC	DE	N/A	SE Affiliates, LLC	Ownership	100.000	UnitedHealth Group, Incorporated		
		.0000	82-516806				SCA Colonial Partners, LLC	TN	N/A	SE Affiliates, LLC	Ownership	100.000	UnitedHealth Group, Incorporated		
		.0000	82-541326				SCA Colonial Partners, LLC	DE	N/A	SE Affiliates, LLC	Ownership	69.698	UnitedHealth Group, Incorporated		
		.0000	82-1047471				SCA Colorado Springs, LLC	DE	N/A	SE Affiliates, LLC	Ownership	29.490	UnitedHealth Group, Incorporated		2
		.0000	82-585952				SCA Connecticut Partners, LLC	DE	N/A	SunSurgery, LLC	Ownership	100.000	UnitedHealth Group, Incorporated		
		.0000	47-4028883				SCA-Davenport, LLC	DE	N/A	SE Affiliates, LLC	Ownership	29.490	UnitedHealth Group, Incorporated		
		.0000	84-2003112				SCA-Denver Physicists Holdings, LLC	CO	N/A	SCA-Denver, LLC	Ownership	54.425	UnitedHealth Group, Incorporated		
		.0000	84-2907638				SCA-Denver, LLC	DE	N/A	SE Affiliates, LLC	Ownership	100.000	UnitedHealth Group, Incorporated		
		.0000	82-1470227				SCA-Derry, LLC	DE	N/A	SE Affiliates, LLC	Ownership	78.873	UnitedHealth Group, Incorporated		
		.0000	81-3744614				SCA-Doral, LLC	DE	N/A	SE Affiliates, LLC	Ownership	100.000	UnitedHealth Group, Incorporated		
		.0000	82-3055579				SCA-Doney, LLC	DE	N/A	SE Affiliates, LLC	Ownership	100.000	UnitedHealth Group, Incorporated		
		.0000	82-1693886				SCA-Dry Creek, LLC	DE	N/A	SE Affiliates, LLC	Ownership	100.000	UnitedHealth Group, Incorporated		
		.0000	81-1594261				SCA-Dual In, LLC	DE	N/A	SE Affiliates, LLC	Ownership	100.000	UnitedHealth Group, Incorporated		
		.0000	81-3301305				SCA-Eminentas, Inc.	TN	N/A	Surgical Health, LLC	Ownership	100.000	UnitedHealth Group, Incorporated		
		.0000	82-1541235				SCA-Eminentas, Inc.	DE	N/A	SE Affiliates, LLC	Ownership	100.000	UnitedHealth Group, Incorporated		
		.0000	82-2805978				SCA-First Coast, LLC	DE	N/A	SE Affiliates, LLC	Ownership	100.000	UnitedHealth Group, Incorporated		
		.0000	82-1551089				SCA-Flores, LLC	DE	N/A	SE Affiliates, LLC	Ownership	100.000	UnitedHealth Group, Incorporated		
		.0000	82-101767				SCA-Fort Collins, Inc.	DE	N/A	SE Affiliates, LLC	Ownership	100.000	UnitedHealth Group, Incorporated		
		.0000	82-592719				SCA-Fort Walton, Inc.	TN	N/A	SE Affiliates, LLC	Ownership	100.000	UnitedHealth Group, Incorporated		

**SCHEDULE Y**  
**PART 1A - DETAIL OF INSURANCE HOLDING COMPANY SYSTEM**

1	2	3	4	5	6	7	8	9	10	11	12	13	14	15	16
Group Code	Group Name	NAIC Company Code	ID Number	Federal RSSD	CIK	Name of Securities Exchange if Publicly Traded (U.S. or International)	Parent, Subsidiaries or Affiliates	Domiciliary Location	Relationship to Reporting Entity	Directly Controlled by (Name of Entity/Person)	Type of Control (Ownership, Board, Management, Attorney-in-Fact, Influence, Other)	Control is Ownership Provide Percentage	Ultimate Controlling Entity(ies)/Person(s)	Is an SCA Filing Required? (Y/N)	
.0000			47-3941516				SCA-Franklin, LLC	DE	N/A	SCA Affiliates, LLC	Ownership	100.00	UnitedHealth Group		
.0000			81-2727679				SCA-Fredrick, LLC	DE	N/A	SCA Affiliates, LLC	Ownership	100.00	UnitedHealth Group		
.0000			82-333257				SCA-Freeway Holdings, LLC	DE	N/A	SCA Affiliates, LLC	Ownership	100.00	UnitedHealth Group		
.0000			81-4977966				SCA-FI Myers, LLC	DE	N/A	SCA Affiliates, LLC	Ownership	100.00	UnitedHealth Group		
.0000			82-547980				SCA-Gainer 111, LLC	DE	N/A	SCA Affiliates, LLC	Ownership	100.00	UnitedHealth Group		
.0000			81-856407				SCA-Gladious, LLC	DE	N/A	SCA Affiliates, LLC	Ownership	100.00	UnitedHealth Group		
.0000			82-455084				SCA-Greewood Holdings, LLC	DE	N/A	Stemmedo-So, Inc.	Ownership	79.44	UnitedHealth Group		
.0000			82-455085				SCA-Grants Press, LLC	DE	N/A	SCA Affiliates, LLC	Ownership	79.44	UnitedHealth Group		
.0000			81-201883				SCA-Grants Press, LLC	DE	N/A	SCA Affiliates, LLC	Ownership	79.44	UnitedHealth Group		
.0000			47-346283				SCA-Heppa, LLC	DE	N/A	SCA Affiliates, LLC	Ownership	100.00	UnitedHealth Group		
.0000			81-465011				SCA-Hilltop Head, LLC	DE	N/A	SCA Affiliates, LLC	Ownership	100.00	UnitedHealth Group		
.0000			47-520814				SCA-Holulu, LLC	DE	N/A	SCA Affiliates, LLC	Ownership	100.00	UnitedHealth Group		
.0000			62-506650				SCA-Houston Executive, LLC	DE	N/A	SCA Affiliates, LLC	Ownership	100.00	UnitedHealth Group		
.0000			81-3445356				SCA-Illinois, LLC	DE	N/A	SCA Affiliates, LLC	Ownership	100.00	UnitedHealth Group		
.0000			81-769881				SCA-IT Holdings, LLC	DE	N/A	SCA Affiliates, LLC	Ownership	100.00	UnitedHealth Group		
.0000			47-380052				SCA-IT Holdings, LLC	DE	N/A	SCA Affiliates, LLC	Ownership	100.00	UnitedHealth Group		
.0000			83-300626				SCA-IT Holdings, LLC	DE	N/A	SCA Affiliates, LLC	Ownership	100.00	UnitedHealth Group		
.0000			81-1102709				SCA-Kasing Gamels Holdings, LLC	DE	N/A	SCA Affiliates, LLC	Ownership	100.00	UnitedHealth Group		
.0000			81-423206				SCA-King Street, LLC	CA	N/A	SCA Affiliates, LLC	Ownership	100.00	UnitedHealth Group		
.0000			47-175185				SCA-Marina del Rey, LLC	DE	N/A	SCA Affiliates, LLC	Ownership	100.00	UnitedHealth Group		
.0000			81-137813				SCA-MC VP, Inc.	NC	N/A	SCA Affiliates, LLC	Ownership	100.00	UnitedHealth Group		
.0000			62-118488				SCA-Mock Leburg Development Corp.	DE	N/A	SCA Affiliates, LLC	Ownership	100.00	UnitedHealth Group		
.0000			81-461604				SCA-Morral City, LLC	DE	N/A	SCA Affiliates, LLC	Ownership	100.00	UnitedHealth Group		
.0000			83-370910				SCA-Morral City, LLC	DE	N/A	SCA Affiliates, LLC	Ownership	100.00	UnitedHealth Group		
.0000			81-177410				SCA-Morral, LLC	DE	N/A	SCA Affiliates, LLC	Ownership	100.00	UnitedHealth Group		
.0000			82-265773				SCA-Mulday Management, LLC	IL	N/A	SCA Affiliates, LLC	Ownership	100.00	UnitedHealth Group		
.0000			81-297643				SCA-Mulday Management, LLC	IL	N/A	SCA Affiliates, LLC	Ownership	100.00	UnitedHealth Group		
.0000			81-007657				SCA-Mulday Management, LLC	IL	N/A	SCA Affiliates, LLC	Ownership	100.00	UnitedHealth Group		
.0000			81-1035674				SCA-Mulday Management, LLC	IL	N/A	SCA Affiliates, LLC	Ownership	100.00	UnitedHealth Group		
.0000			84-469283				SCA-Morris Avenue, LLC	DE	N/A	SCA Affiliates, LLC	Ownership	100.00	UnitedHealth Group		
.0000			82-592865				SCA-Morris County, LLC	DE	N/A	SCA Affiliates, LLC	Ownership	100.00	UnitedHealth Group		
.0000			81-261065				SCA-Morris County, LLC	DE	N/A	SCA Affiliates, LLC	Ownership	100.00	UnitedHealth Group		
.0000			82-300271				SCA-Morris County, LLC	DE	N/A	SCA Affiliates, LLC	Ownership	100.00	UnitedHealth Group		
.0000			47-441819				SCA-New Jersey, LLC	DE	N/A	SCA Affiliates, LLC	Ownership	100.00	UnitedHealth Group		
.0000			47-170283				SCA-Newport Beach, LLC	CA	N/A	SCA Affiliates, LLC	Ownership	100.00	UnitedHealth Group		
.0000			81-3445510				SCA-Palm Beach 650 Holdings, LLC	DE	N/A	Starbury, LLC	Ownership	100.00	UnitedHealth Group		
.0000			82-305886				SCA-Palm Beach, LLC	DE	N/A	SCA Affiliates, LLC	Ownership	100.00	UnitedHealth Group		
.0000			84-387495				SCA-Palm Beach, LLC	DE	N/A	SCA Affiliates, LLC	Ownership	100.00	UnitedHealth Group		
.0000			62-1538850				SCA-Pool 1, LLC	DE	N/A	SCA Affiliates, LLC	Ownership	100.00	UnitedHealth Group		
.0000			47-278508				SCA-Phoenix, LLC	DE	N/A	SCA Affiliates, LLC	Ownership	100.00	UnitedHealth Group		
.0000			47-920189				SCA-Pocono, LLC	DE	N/A	SCA Affiliates, LLC	Ownership	100.00	UnitedHealth Group		
.0000			81-413975				SCA-Portland, LLC	DE	N/A	SCA Affiliates, LLC	Ownership	100.00	UnitedHealth Group		
.0000			83-4121074				SCA-Practice Partners Holdings, LLC	DE	N/A	SCA Affiliates, LLC	Ownership	100.00	UnitedHealth Group		
.0000			81-4304317				SCA-River Valley, LLC	DE	N/A	SCA Affiliates, LLC	Ownership	100.00	UnitedHealth Group		
.0000			83-2111732				SCA-Riveride Partners, LLC	DE	N/A	SCA Affiliates, LLC	Ownership	51.000	UnitedHealth Group		
.0000			83-2721919				SCA-Riveride, LLC	DE	N/A	SCA Affiliates, LLC	Ownership	100.00	UnitedHealth Group		
.0000			47-1647512				SCA-Rockville, LLC	DE	N/A	SCA Affiliates, LLC	Ownership	100.00	UnitedHealth Group		
.0000			85-0653422				SCA-Sarred Heart Holdings, LLC	DE	N/A	SCA Affiliates, LLC	Ownership	100.00	UnitedHealth Group		
.0000			81-293351				SCA-San Diego, Inc.	DE	N/A	Surgical Health, LLC	Ownership	100.00	UnitedHealth Group		
.0000			94-131888				SCA-San Luis Obispo, LLC	DE	N/A	SCA Affiliates, LLC	Ownership	100.00	UnitedHealth Group		
.0000			47-1693978				SCA-Sand Lake, LLC	DE	N/A	SCA Affiliates, LLC	Ownership	79.594	UnitedHealth Group		
.0000			86-085382				SCA-Santa Rosa, Inc.	NV	N/A	SCA Affiliates, LLC	Ownership	100.00	UnitedHealth Group		
.0000			81-330613				SCA-Summer del, LLC	DE	N/A	SCA Affiliates, LLC	Ownership	100.00	UnitedHealth Group		

**SCHEDULE Y**

**PART 1A - DETAIL OF INSURANCE HOLDING COMPANY SYSTEM**

1	2	3	4	5	6	7	8	9	10	11	12	13	14	15	16
Group Code	Group Name	NAIC Company Code	ID Number	Federal RSSD	CIK	Name of Securities Exchange if Publicly Traded (U.S. or International)	Parent, Subsidiaries or Affiliates	Domiciliary Location	Relationship to Reporting Entity	Directly Controlled by (Name of Entity/Person)	Type of Control (Ownership, Board, Management, Attorney-in-Fact, Influence, Other)	Control is Ownership Provide Percentage	Ultimate Controlling Entity(ies)/Person(s)	Is an SCA Filing Required? (Y/N)	
		.0000	22-317174				SCA-South Jersey, LLC	DE	N/A	Vir tua SCA Holdings, LLC	Ownership	100.000	UnitedHealth Group Incorporated		
		.0000	47-267825				SCA-Sparta, LLC	DE	N/A	SC Affiliates, LLC	Ownership	100.000	UnitedHealth Group Incorporated		
		.0000	82-449888				SCA-Spartanburg Holdings, LLC	DE	N/A	SC Affiliates, LLC	Ownership	100.000	UnitedHealth Group Incorporated		
		.0000	84-467761				SCA-St. Louis Holdings, LLC	DE	N/A	SC Affiliates, LLC	Ownership	100.000	UnitedHealth Group Incorporated		
		.0000	47-410689				SCA-St. Louis, LLC	DE	N/A	Surgical Health, LLC	Ownership	100.000	UnitedHealth Group Incorporated		
		.0000	82-327691				SCA-Sungara, LLC	DE	N/A	SC Affiliates, LLC	Ownership	100.000	UnitedHealth Group Incorporated		
		.0000	81-547463				SCA-Surgicare, LLC	DE	N/A	SC Affiliates, LLC	Ownership	100.000	UnitedHealth Group Incorporated		
		.0000	82-397265				SCA-Surgipath, LLC	DE	N/A	SC Affiliates, LLC	Ownership	100.000	UnitedHealth Group Incorporated		
		.0000	85-392628				SCA-MR Holdings Company, LLC	DE	N/A	SCA Denial Health, LLC	Ownership	51.000	UnitedHealth Group Incorporated		
		.0000	82-226482				SCA-New Forest, LLC	DE	N/A	SC Affiliates, LLC	Ownership	100.000	UnitedHealth Group Incorporated		
		.0000	82-144942				SCA-Western Connecticut, LLC	DE	N/A	SC Affiliates, LLC	Ownership	67.000	UnitedHealth Group Incorporated		
		.0000	82-388925				SCA-Westover Hills, LLC	DE	N/A	SC Affiliates, LLC	Ownership	100.000	UnitedHealth Group Incorporated		
		.0000	83-380789				SCA-Wilmington, LLC	DE	N/A	SC Affiliates, LLC	Ownership	100.000	UnitedHealth Group Incorporated		
		.0000	47-280788				SCA-Wilson, LLC	DE	N/A	SCA Surgery Holdings, LLC	Ownership	100.000	UnitedHealth Group Incorporated		
		.0000	81-153878				SCA-Winchester, LLC	DE	N/A	SC Affiliates, LLC	Ownership	100.000	UnitedHealth Group Incorporated		
		.0000	47-525777				SCA-Winter Park, Inc.	TN	N/A	SC Affiliates, LLC	Ownership	100.000	UnitedHealth Group Incorporated		
		.0000	82-332800				SCA-Woodlands Holdings, LLC	DE	N/A	SC Affiliates, LLC	Ownership	100.000	UnitedHealth Group Incorporated		
		.0000	81-400342				SCM Holdings, Inc.	DE	N/A	SCA Holdco, Inc.	Ownership	100.000	UnitedHealth Group Incorporated		
		.0000	85-216290				Scanner Centroid S.A.	PA	N/A	Administradora Médica Centroid S.A.	Ownership	84.500	UnitedHealth Group Incorporated		
		.0000	27-263571				SCJRS-SCA Holdings, LLC	DE	N/A	SCA Lutheran Holdings, LLC	Ownership	51.000	UnitedHealth Group Incorporated		
		.0000	88-120276				SCP Specialty Infusion, LLC	DE	N/A	Optum Infusion Services 500, Inc.	Ownership	100.000	UnitedHealth Group Incorporated		
		.0000	88-079432				Seisa Serviços Integrados de Saúde Ltda.	BR	N/A	LOBEALTH Advisors, LLC	Ownership	100.000	UnitedHealth Group Incorporated		
		.0000	27-153381				Senior Benefits, L.L.C.	AZ	N/A	Optum Infusion Services 500, Inc.	Ownership	100.000	UnitedHealth Group Incorporated		
		.0000					Serguinox Holdings LLC	DE	N/A	Sociedad de Inversiones Santa Maria SpA	Ownership	0.100	UnitedHealth Group Incorporated		
		.0000					Servicios de Entrenamiento en Competencias Clínicas Ltda.	PA	N/A	Clinica Santa Maria S.p.A.	Ownership	99.900	UnitedHealth Group Incorporated		
		.0000					Servicios de Entrenamiento en Competencias Clínicas Ltda.	PA	N/A	Clinica Santa Maria S.p.A.	Ownership	99.900	UnitedHealth Group Incorporated		
		.0000					Servicios Integrados de Salud Ltda.	PA	N/A	Clinica Santa Maria S.p.A.	Ownership	99.900	UnitedHealth Group Incorporated		
		.0000					Servicios Integrados de Salud Ltda.	PA	N/A	Clinica Santa Maria S.p.A.	Ownership	99.900	UnitedHealth Group Incorporated		
		.0000					Servicios Médicos Res Quilpa S.A.	PA	N/A	Centro de Salud Res Quilpa S.A.	Ownership	0.100	UnitedHealth Group Incorporated		
		.0000					Servicios Médicos Res Quilpa S.A.	PA	N/A	Centro de Salud Res Quilpa S.A.	Ownership	99.900	UnitedHealth Group Incorporated		
		.0000					Servicios Médicos Bio Bio Ltda.	PA	N/A	Seda S.A.	Ownership	1.000	UnitedHealth Group Incorporated		
		.0000					Servicios Médicos Bio Bio Ltda.	PA	N/A	Clinica Bio SpA	Ownership	99.000	UnitedHealth Group Incorporated		
		.0000					Servicios Médicos Ciudad del Mar Ltda.	PA	N/A	Seda S.A.	Ownership	1.000	UnitedHealth Group Incorporated		
		.0000					Servicios Médicos Ciudad del Mar Ltda.	PA	N/A	Clinica Ciudad del Mar S.A.	Ownership	99.000	UnitedHealth Group Incorporated		
		.0000					Servicios Médicos Santa Maria Ltda.	PA	N/A	Sociedad de Inversiones Santa Maria SpA	Ownership	99.000	UnitedHealth Group Incorporated		
		.0000					Servicios Médicos Santa Maria Ltda.	PA	N/A	Seda S.A.	Ownership	1.000	UnitedHealth Group Incorporated		
		.0000					Servicios Médicos Vespucio Ltda.	PA	N/A	Clinica Santa Maria S.p.A.	Ownership	1.000	UnitedHealth Group Incorporated		
		.0000	95-197874				SVC Atlanta, LLC	PA	N/A	Clinica Vespucio S.A.	Ownership	99.000	UnitedHealth Group Incorporated		
		.0000	95-201343				SVC Audit, Inc.	PA	N/A	Surgical Health, LLC	Ownership	100.000	UnitedHealth Group Incorporated		
		.0000	95-208212				SVC Audit, Inc.	PA	N/A	Surgical Health, LLC	Ownership	100.000	UnitedHealth Group Incorporated		
		.0000	95-2191824				SVC Hawthorn, Inc.	GA	N/A	Surgical Health, LLC	Ownership	100.000	UnitedHealth Group Incorporated		
		.0000	82-382258				SVC Melbourne, Inc.	GA	N/A	Surgical Health, LLC	Ownership	100.000	UnitedHealth Group Incorporated		
		.0000					Sierra Dental Plan, Inc.	PA	N/A	MON Health Care Holdings, LLC	Ownership	100.000	UnitedHealth Group Incorporated		
		.0000					Sierra Health and Life Insurance Company, Inc.	IN	N/A	Sierra Health Services, Inc.	Ownership	100.000	UnitedHealth Group Incorporated		
		.0000	94-079480				Sierra Health Services, Inc.	IN	N/A	UnitedHealthcare, Inc.	Ownership	100.000	UnitedHealth Group Incorporated		
		.0000	88-020415				Sierra Health-Care Options, Inc.	IN	N/A	Sierra Health Services, Inc.	Ownership	100.000	UnitedHealth Group Incorporated		
		.0000	88-025422				Sierra Health-Care Options, Inc.	IN	N/A	Sierra Health Services, Inc.	Ownership	100.000	UnitedHealth Group Incorporated		
		.0000	88-085705				Sierra Health Medical Products, Inc.	IN	N/A	Sierra Health Services, Inc.	Ownership	100.000	UnitedHealth Group Incorporated		
		.0000	88-028492				Sierra Nevada Administrators, Inc.	IN	N/A	Sierra Health Services, Inc.	Ownership	100.000	UnitedHealth Group Incorporated		
	UniteHealth Group Incorporated														



**SCHEDULE Y**  
**PART 1A - DETAIL OF INSURANCE HOLDING COMPANY SYSTEM**

1	2	3	4	5	6	7	8	9	10	11	12	13	14	15	16
Group Code	Group Name	NAIC Company Code	ID Number	Federal RSSD	CIK	Name of Securities Exchange if Publicly Traded (U.S. or International)	Names of Parent, Subsidiaries or Affiliates	Domiciliary Location	Relationship to Reporting Entity	Directly Controlled by (Name of Entity/Person)	Type of Control (Ownership, Board, Management, Attorney-in-Fact, Influence, Other)	Control is Ownership Provide Percentage	Ultimate Controlling Entity(ies)/Person(s)	Is an SCA Filing Required? (Y/N)	
		.0000	20-461238				Sports and Spinal Physical Therapy, Inc.	DE	N/A	ProFLEX Medical Management, LLC	Ownership	100.00	Unithedth Group Incorporated		
		.0000	02-1770624				Minnesota United Partnership	DE	N/A	Progressive Enterprises Holdings, Inc.	Ownership	100.00	Unithedth Group Incorporated		
		.0000	75-2201400				St. Cloud Outpatient Surgery, Ltd., a	MI	N/A	St. Cloud Surgical Center, LLC	Ownership	17.371	Unithedth Group Incorporated		2
		.0000	41-134816				St. Cloud Surgical Center, LLC	DE	N/A	Surgery Center Holding, LLC	Ownership	100.00	Unithedth Group Incorporated		
		.0000	61-174681				St. Louis Cardiovascular Institute, LLC	MO	N/A	SCA-St. Louis Holdings, LLC	Ownership	51.000	Unithedth Group Incorporated		
		.0000	81-759461				St. Louis Specialty Surgical Center, LLC	MO	N/A	SCA-St. Louis Holdings, LLC	Ownership	51.000	Unithedth Group Incorporated		2
		.0000	08-109282				Stonagate JV Partners, LLC	TX	N/A	SCA Stongate Holdings, LLC	Ownership	51.276	Unithedth Group Incorporated		
		.0000	20-211844				Stonagate Surgery Center, L.P.	TX	N/A	SCA Stongate JV Partners, LLC	Ownership	51.000	Unithedth Group Incorporated		
		.0000	20-211544				Stonagate Surgery Center, L.P.	TX	N/A	SCA Stongate Holdings, LLC	Ownership	12.336	Unithedth Group Incorporated		
		.0000	47-490107				Sumner Street, LLC	CT	N/A	SCA Specialty Holdings of Connecticut, LLC	Ownership	49.000	Unithedth Group Incorporated		2
		.0000	06-163248				SumSurry, LLC	DE	N/A	Surgical Care Affiliates, LLC	Ownership	100.00	Unithedth Group Incorporated		
		.0000	82-5184277				Surry Center at Cherry Creek, LLC	UT	N/A	SCA-Denver Physicians Holdings, LLC	Ownership	100.00	Unithedth Group Incorporated		
		.0000	85-408592				Surry Center at Cottonwood, LLC	UT	N/A	SCA Cottonwood Holdings, LLC	Ownership	55.000	Unithedth Group Incorporated		
		.0000	85-408559				Surry Center at Grove Creek, LLC	UT	N/A	SCA Grove Creek Holdings, LLC	Ownership	51.000	Unithedth Group Incorporated		
		.0000	82-5207893				Surry Center at Kissing Camels, LLC	UT	N/A	SCA Kissing Camels Holdings, LLC	Ownership	68.600	Unithedth Group Incorporated		
		.0000	85-407047				Surry Center at South Open, LLC	UT	N/A	SCA South Open Holdings, LLC	Ownership	55.000	Unithedth Group Incorporated		
		.0000	81-312674				Surry Center at St. Vincent, LLC	UT	N/A	SCA South Open Holdings, LLC	Ownership	57.700	Unithedth Group Incorporated		2
		.0000	82-173961				Surry Center Holding, LLC	DE	N/A	Providencia & SCA On-Campus Holdings, LLC	Ownership	100.00	Unithedth Group Incorporated		
		.0000	82-150941				Surry Center of Boca Raton, Inc.	FL	N/A	Surgical Health, LLC	Ownership	100.00	Unithedth Group Incorporated		
		.0000	83-121440				Surry Center of Colorado Springs, LLC	DE	N/A	Surgical Health, LLC	Ownership	100.00	Unithedth Group Incorporated		
		.0000	42-118674				Surry Center of Des Moines, LLC	DE	N/A	SCA Affiliates, LLC	Ownership	100.00	Unithedth Group Incorporated		
		.0000	72-134952				Surry Center of Easton, LLC	DE	N/A	SCA Affiliates, LLC	Ownership	100.00	Unithedth Group Incorporated		
		.0000	20-173152				Surry Center of Ellicott City, Inc.	DE	N/A	SCA Affiliates, LLC	Ownership	100.00	Unithedth Group Incorporated		
		.0000	20-117639				Surry Center of Fairfield County, LLC	DE	N/A	SCA-Connecticut Partners, LLC	Ownership	51.000	Unithedth Group Incorporated		2
		.0000	82-117637				Surry Center of Lexington, LLC	DE	N/A	SCA Affiliates, LLC	Ownership	100.00	Unithedth Group Incorporated		2
		.0000	82-123144				Surry Center of Louisville, LLC	DE	N/A	SCA Affiliates, LLC	Ownership	100.00	Unithedth Group Incorporated		
		.0000	82-123144				Surry Center of Miami, LLC	DE	N/A	SCA Affiliates, LLC	Ownership	100.00	Unithedth Group Incorporated		
		.0000	82-260045				Surry Center of Mt. Scott, LLC	DE	N/A	Providencia & SCA Off-Campus Holdings, LLC	Ownership	51.000	Unithedth Group Incorporated		2
		.0000	81-370194				Surry Center of Mesquite, LLC	UT	N/A	SCA Affiliates, LLC	Ownership	100.00	Unithedth Group Incorporated		
		.0000	82-312244				Surry Center of New York, LLC	DE	N/A	SCA Affiliates, LLC	Ownership	100.00	Unithedth Group Incorporated		
		.0000	82-344860				Surry Center of The Woodlands, LLC	DE	N/A	SCA Affiliates, LLC	Ownership	54.790	Unithedth Group Incorporated		
		.0000					Surry Center of Wilmington Paper Lies, LLC	NC	N/A	SCA-Roanoke Holdings, LLC	Ownership	100.00	Unithedth Group Incorporated		
		.0000					Surry Center of Wilmington, LLC	NC	N/A	SCA Affiliates, LLC	Ownership	100.00	Unithedth Group Incorporated		
		.0000	20-1707896				Surry Center of Wilson, LLC	NC	N/A	SCA-Wilmington, LLC	Ownership	76.450	Unithedth Group Incorporated		
		.0000	35-352298				Surry Centers of Des Moines, Ltd., an Iowa Limited Partnership	IA	N/A	Surgery Center of Wilmington, LLC	Ownership	68.750	Unithedth Group Incorporated		
		.0000	86-082268				Surry Centers-West Holdings, LLC	DE	N/A	Surgical Care Affiliates, LLC	Ownership	100.00	Unithedth Group Incorporated		
		.0000	20-862207				Surry Care Affiliates, LLC	DE	N/A	Surgical Care Affiliates, LLC	Ownership	100.00	Unithedth Group Incorporated		
		.0000	46-297100				Surry Care Partners of Melbourne, LLC	DE	N/A	SCA Holdings, LLC	Ownership	100.00	Unithedth Group Incorporated		
		.0000	75-925467				Surry Care Partners of Fort Worth, LLC	TX	N/A	SCC Melbourne, Inc.	Ownership	76.164	Unithedth Group Incorporated		
		.0000	83-1251243				Surry Center of Greensboro, LLC	NC	N/A	Surgical Care Affiliates, LLC	Influence	51.000	Unithedth Group Incorporated		2
		.0000	22-270924				Surry Center of South Jersey, Limited Partnership	NJ	N/A	NBC Greensboro, LLC	Ownership	35.716	Unithedth Group Incorporated		
		.0000	83-119807				Surry Center of South Jersey, Limited Partnership	NJ	N/A	SCA-South Jersey, LLC	Ownership	64.586	Unithedth Group Incorporated		2
		.0000	83-119807				Surry Center of Tuscaloosa Holdings, LLC	NJ	N/A	SC Affiliates, LLC	Ownership	5.888	Unithedth Group Incorporated		2
		.0000	85-1121064				Surry Eye Experts, LLC	VA	N/A	Surgical Care Affiliates, LLC	Ownership	100.00	Unithedth Group Incorporated		3
		.0000	83-3113063				Surry Health of Orlando, LLC	FL	N/A	Surgical Health, LLC	Ownership	79.802	Unithedth Group Incorporated		
		.0000	95-1941168				Surry Health, LLC	DE	N/A	Surgical Health, LLC	Ownership	100.00	Unithedth Group Incorporated		
		.0000	22-0196951				Surry Hospital Holdings of Oklahoma, LLC	DE	N/A	Surgical Care Affiliates, LLC	Ownership	100.00	Unithedth Group Incorporated		

**SCHEDULE Y**

**PART 1A - DETAIL OF INSURANCE HOLDING COMPANY SYSTEM**

1	2	3	4	5	6	7	8	9	10	11	12	13	14	15	16
Group Code	Group Name	NAIC Company Code	ID Number	Federal RSSD	CIK	Name of Securities Exchange if Publicly Traded (U.S. or International)	Parent, Subsidiaries Or Affiliates	Domi- nary Loca- tion	Relation- ship to Reporting Entity	Directly Controlled by (Name of Entity/Person)	Type of Control (Ownership, Board, Management, Attorney-in-Fact, Influence, Other)	Control is Ownership Provide Percentage	Ultimate Controlling Entity(ies)/Person(s)	Is an SCA Filing Re- quired? (Y/N)	
		.0000	84-493877				Surgical Management Solutions, LLC	DE	N/A	SC Affiliates, LLC	Ownership	100.00	UnitedHealth Group Incorporated		
		.0000	84-063900				Surgicare of Jackson, LLC	DE	N/A	Surgicare of Jackson, LLC	Ownership	100.00	UnitedHealth Group Incorporated		
		.0000	75-216283				United Partnership	NE	N/A	Surgicare of Jackson, LLC	Ownership	40.00	UnitedHealth Group Incorporated		2
		.0000	75-228741				Surgicare of Joliet, Inc.	IL	N/A	Surgicare of Jackson, LLC	Ownership	100.00	UnitedHealth Group Incorporated		
		.0000	75-250191				Surgicare of La Verne, Inc.	CA	N/A	Surgicare of Jackson, LLC	Ownership	100.00	UnitedHealth Group Incorporated		
		.0000	75-250729				Surgicare of La Verne, L.L.C., a California Limited Partnership	CA	N/A	Surgicare of Jackson, LLC	Ownership	100.00	UnitedHealth Group Incorporated		2
		.0000	44-140766				Surgicare of Minneapolis, LLC	DE	N/A	Beach Surgical Holdings III, LLC	Ownership	100.00	UnitedHealth Group Incorporated		
		.0000	41-624905				Surgicare of Minneapolis, LLC, a Minnesota Limited Partnership	DE	N/A	Surgicare of Jackson, LLC	Ownership	100.00	UnitedHealth Group Incorporated		2
		.0000	75-265713				Surgicare of Mobile, LLC	DE	N/A	Surgicare of Minneapolis, LLC	Ownership	21.622	UnitedHealth Group Incorporated		2
		.0000	75-265715				Surgicare of Mobile, Ltd	DE	N/A	Surgicare of Minneapolis, LLC	Ownership	100.00	UnitedHealth Group Incorporated		2
		.0000	75-244826				Surgicare of Orem, Inc.	CA	N/A	Surgicare of Mobile, LLC	Ownership	20.000	UnitedHealth Group Incorporated		2
		.0000	75-216730				Surgicare of Orem, Inc.	DE	N/A	Surgicare of Mobile, LLC	Ownership	100.00	UnitedHealth Group Incorporated		
		.0000	75-220071				Surgicare of Salem, LLC	DE	N/A	Surgicare of Mobile, LLC	Ownership	100.00	UnitedHealth Group Incorporated		
		.0000	35-197522				Surgicare, LLC	IN	N/A	SCA-Surgicare, LLC	Ownership	53.684	UnitedHealth Group Incorporated		
		.0000	85-333965				Surgicare of Southern California, Inc.	CA	N/A	Surgicare of Mobile, LLC	Ownership	100.00	UnitedHealth Group Incorporated		
		.0000	85-057986				SMS-SCA Florida, J, LLC	DE	N/A	SCA-Surgicare Heart Holdings, LLC	Ownership	51.000	UnitedHealth Group Incorporated		
		.0000	46-1536748				Symphonic Health Holdings LLC	DE	N/A	United HealthCare Services, Inc.	Ownership	100.00	UnitedHealth Group Incorporated		
		.0000	89-117295				Tabert Medical Group, P. C.	CA	N/A	United HealthCare Services, Inc.	Ownership	100.00	UnitedHealth Group Incorporated		3
		.0000	47-475105				Tandem Holdings, Inc.	DE	N/A	United HealthCare Services, Inc.	Ownership	100.00	UnitedHealth Group Incorporated		
		.0000	47-460983				Tandem Iowa, Inc.	DE	N/A	United HealthCare Services, Inc.	Ownership	100.00	UnitedHealth Group Incorporated		
		.0000	82-226981				Tandem Physicians of Texas, Inc.	TX	N/A	Tandem Holdings, Inc.	Ownership	100.00	UnitedHealth Group Incorporated		
		.0000	42-146276				Tandem Physicians, P. C.	TX	N/A	Tandem Holdings, Inc.	Ownership	100.00	UnitedHealth Group Incorporated		
		.0000	82-101955				Tandem Insurance Services, Inc.	CA	N/A	Physicians Owned	Influence	100.00	UnitedHealth Group Incorporated		3
		.0000					Tenologia de Informacion en Salud S.A.	CA	N/A	HealthMarkets Insurance Agency, Inc.	Ownership	50.000	UnitedHealth Group Incorporated		
		.0000					Tenologia de Informacion en Salud S.A.	CA	N/A	Clinica Santa Maria S.P.A.	Ownership	50.000	UnitedHealth Group Incorporated		
		.0000					Texas Health Care Orthopedic Surgery Center, LLC	TX	N/A	Clinica Dental y Servicios Medicos S.p.A.	Ownership	50.000	UnitedHealth Group Incorporated		
		.0000	88-3807811				Texas Health Flower Board Orthopedic Surgery Center, LLC	TX	N/A	Surgical Care Affiliates, LLC	Influence	51.500	UnitedHealth Group Incorporated		
		.0000	88-086649				Texas Health Orthopedic Surgery Center Alliance, LLC	TX	N/A	Surgical Care Affiliates, LLC	Influence	51.000	UnitedHealth Group Incorporated		
		.0000	81-607249				Texas Health Orthopedic Surgery Center Alliance, LLC	TX	N/A	Surgical Care Affiliates, LLC	Influence	51.000	UnitedHealth Group Incorporated		
		.0000	82-226981				Texas Health Surgery Center Bedford, LLC	TX	N/A	Surgical Care Affiliates, LLC	Influence	23.583	UnitedHealth Group Incorporated		
		.0000	82-1307676				Texas Health Surgery Center Chisholm Trail, LLC	TX	N/A	Surgical Care Affiliates, LLC	Influence	51.406	UnitedHealth Group Incorporated		
		.0000	85-123652				Texas Health Surgery Center Irving, LLC	TX	N/A	Surgical Care Affiliates, LLC	Influence	56.000	UnitedHealth Group Incorporated		
		.0000	83-1065415				Texas Health Surgery Center Las Colinas, LLC	TX	N/A	Surgical Care Affiliates, LLC	Influence	51.000	UnitedHealth Group Incorporated		
		.0000	83-0781259				Texas Health Surgery Center Preston Plaza, LLC	TX	N/A	Surgical Care Affiliates, LLC	Influence	100.000	UnitedHealth Group Incorporated		
		.0000	20-3891622				Texas Health Surgery Center Rockwall, LLC	TX	N/A	Surgical Care Affiliates, LLC	Influence	55.199	UnitedHealth Group Incorporated		
		.0000	47-442596				Texas Health Surgery Center Southwest Fort Worth, LLC	TX	N/A	Surgical Care Affiliates, LLC	Influence	51.000	UnitedHealth Group Incorporated		
		.0000	84-381480				Texas Health Surgery Center Mesquite, LLC	TX	N/A	Surgical Care Affiliates, LLC	Influence	22.449	UnitedHealth Group Incorporated		
		.0000	83-164243				Texas Health Surgery Center Willow Park, LLC	TX	N/A	Surgical Care Affiliates, LLC	Influence	57.000	UnitedHealth Group Incorporated		
		.0000	84-153318				The Advisory Board Company	TX	N/A	Surgical Care Affiliates, LLC	Influence	51.000	UnitedHealth Group Incorporated		
		.0000	32-168989				The Chesapeake Life Insurance Company	DE	N/A	Upstreamlight, Inc.	Ownership	100.000	UnitedHealth Group Incorporated		
		.0000	32-067509				The Chesapeake Life Insurance Company	DE	N/A	Upstreamlight, Inc.	Ownership	100.000	UnitedHealth Group Incorporated		
		.0000	91-0214500				The Everett Clinic, PLLC	WA	N/A	HealthMarkets Group, Inc.	Ownership	100.000	UnitedHealth Group Incorporated		3
							The Everett Clinic, PLLC	WA	N/A	HealthMarkets Group, Inc. P. S.	Ownership	100.000	UnitedHealth Group Incorporated		

**SCHEDULE Y  
PART 1A - DETAIL OF INSURANCE HOLDING COMPANY SYSTEM**

1	2	3	4	5	6	7	8	9	10	11	12	13	14	15	16
Group Code	Group Name	NAIC Company Code	ID Number	Federal RSSD	CIK	Name of Securities Exchange if Publicly Traded (U.S. or International)	Parent, Subsidiaries Or Affiliates	Domiciliary Location	Relationship to Reporting Entity	Directly Controlled by (Name of Entity/Person)	Type of Control (Ownership, Board, Management, Attorney-in-Fact, Influence, Other)	Control Is Ownership Provide Percentage	Ultimate Controlling Entity(ies)/Person(s)	Is an SCA Filing Required? (Y/N)	
		.0000	20-552797				The Eye Surgery Center of the Carolinas, L.P.	NC	N/A	Surgery Center of Southern Primes, LLC	Ownership	20.000	UnitedHealth Group Incorporated		2
		.0000	95-197024				The Levin Group, Inc.	NC	N/A	Optum Public Sector Solutions, Inc.	Ownership	100.000	UnitedHealth Group Incorporated		2
		.0000	61-409045				The Outpatient Surgery Center of Hilton Head, LLC	SC	N/A	SH-Hi Ion Head, LLC	Ownership	20.000	UnitedHealth Group Incorporated		2
		.0000	88-182367				The Polylinic MD, LLC	DE	N/A	Call Labor Live Care Holdings, LLC	Ownership	30.100	UnitedHealth Group Incorporated		2
		.0000	91-009970				The Polylinic, PLLC	NC	N/A	Polylinc Inc Holdings, P.C.	Ownership	100.000	UnitedHealth Group Incorporated		2
		.0000	72-099955				The Surgery Center of Easton, L.P.	VA	N/A	Surgery Center of Easton, LLC	Ownership	26.000	UnitedHealth Group Incorporated		2
		.0000	08-552689				The Surgical Center of Connecticut, LLC	CT	N/A	304-4th Street, LLC	Ownership	20.936	UnitedHealth Group Incorporated		2
		.0000	37-146853				The U.S. Coast	RI	N/A	S24-St. Louis, LLC	Ownership	51.000	UnitedHealth Group Incorporated		2
		.0000	26-570919				Thomas Johnson Surgery Center, LLC	DE	N/A	S24-Fredrick, LLC	Ownership	60.000	UnitedHealth Group Incorporated		2
		.0000	25-825549				Three Rivers Holdings, Inc.	DE	N/A	AerChica Corporation	Ownership	100.000	UnitedHealth Group Incorporated		2
		.0000	63-184203				Three Rivers Surgical Care, L.P.	VA	N/A	Surgery Center of Muskogee, LLC	Ownership	14.904	UnitedHealth Group Incorporated		2
		.0000	63-184203				Three Rivers Surgical Care, L.P.	VA	N/A	Muskogee Surgical Investors, LLC	Ownership	85.096	UnitedHealth Group Incorporated		2
		.0000	59-314328				Treasury, LLC	RI	N/A	PSJ Holdings, LLC	Ownership	100.000	UnitedHealth Group Incorporated		2
		.0000	98-129704				Topimagan Diagnostico por Imagen Ltda.	BR	N/A	S.A.	Ownership	99.000	UnitedHealth Group Incorporated		2
		.0000	83-528658				Trails Edge Surgery Center, LLC	VA	N/A	S24-Bonita Springs, LLC	Ownership	51.000	UnitedHealth Group Incorporated		2
		.0000	46-546260				Trauma Surgery Affiliates, LLC	TX	N/A	National Surgery Centers, LLC	Ownership	49.000	UnitedHealth Group Incorporated		2
		.0000	32-143155				Travel Express Incorporated	MD	N/A	FrontierHEALTH, Inc.	Ownership	100.000	UnitedHealth Group Incorporated		2
		.0000	46-261370				Treasure Valley Herald Properties, LLC	DE	N/A	Treasure Valley Hospital Limited Partnership	Ownership	100.000	UnitedHealth Group Incorporated		2
		.0000	33-092195				Trio Motion, LLC	ID	N/A	Surgical Health, LLC	Ownership	38.495	UnitedHealth Group Incorporated		2
		.0000	46-530255				Triple Air Partners Holdings, Inc.	DE	N/A	Optum Labs, LLC	Ownership	100.000	UnitedHealth Group Incorporated		2
		.0000	93-029127				Triple Air Partners, LLC	DE	N/A	Optum, Inc.	Ownership	100.000	UnitedHealth Group Incorporated		2
		.0000	84-371954				Turtis Health Freedom Insurance Company	VA	N/A	Triple Air Partners Holdings, Inc.	Ownership	100.000	UnitedHealth Group Incorporated		2
		.5737	47-306473				Turtis Health Freedom Insurance Company	VA	N/A	Turtis Health Freedom Plans, Inc.	Ownership	100.000	UnitedHealth Group Incorporated		2
		.0000	93-063646				Tuscaloosa Surgical Center, L.P.	AL	N/A	United Healthcare Services, Inc.	Ownership	30.000	UnitedHealth Group Incorporated		2
		.0000	62-097481				U.S. Behavioral Health Plan, California	CA	N/A	Surgical Center of Tuscaloosa Holdings, LLC	Ownership	100.000	UnitedHealth Group Incorporated		2
		.0000	94-307704				UHC Finance (Ireland) Unlimited Company	IE	N/A	United Behavioral Health	Ownership	100.000	UnitedHealth Group Incorporated		2
		.0000	96-138279				UHC International Services, Inc.	IE	N/A	United Behavioral Health	Ownership	100.000	UnitedHealth Group Incorporated		2
		.0000	41-901359				UHC of California	CA	N/A	United Behavioral Health	Ownership	100.000	UnitedHealth Group Incorporated		2
		.0000	95-281460				UHG - FZE	AE	N/A	United Behavioral Health	Ownership	100.000	UnitedHealth Group Incorporated		2
		.0000	98-110373				UHG Holdings (Ireland) Limited	IE	N/A	United Behavioral Health	Ownership	100.000	UnitedHealth Group Incorporated		2
		.0000	98-137263				UHG Services (Ireland) Limited	IE	N/A	United Behavioral Health	Ownership	100.000	UnitedHealth Group Incorporated		2
		.0000	98-137264				UHG Services (Ireland) Limited	IE	N/A	United Behavioral Health	Ownership	100.000	UnitedHealth Group Incorporated		2
		.0000	98-112490				UHG Brasil Participações S.A.	BR	N/A	United Healthcare Services, Inc.	Ownership	100.000	UnitedHealth Group Incorporated		2
		.0000	98-059902				UHG Holdings UK IV Limited	GB	N/A	Polar II Fundo de Investimento em Participações Multistratégia	Ownership	100.000	UnitedHealth Group Incorporated		2
		.0000	98-124978				UHG Holdings UK V Limited	GB	N/A	Bordeaux UK Holdings I Limited	Ownership	100.000	UnitedHealth Group Incorporated		2
		.0000	98-139073				UHG Holdings UK VI Limited	GB	N/A	UHG Holdings UK IV Limited	Ownership	100.000	UnitedHealth Group Incorporated		2
		.0000	98-139073				UHG Holdings UK VI Limited	GB	N/A	UHG Holdings UK V Limited	Ownership	99.999	UnitedHealth Group Incorporated		2
		.0000	98-139073				UHG Holdings UK VI Limited	GB	N/A	UHG Holdings UK VI Limited	Ownership	0.001	UnitedHealth Group Incorporated		2
		.0000	41-821908				UICI Funding Corp. 2	IE	N/A	United Healthcare Services, Inc.	Ownership	100.000	UnitedHealth Group Incorporated		2
		.0000	75-252296				UHR, Inc.	DE	N/A	HealthMarkets, LLC	Ownership	100.000	UnitedHealth Group Incorporated		2
		.0000	98-193276				United Medical Diagnostico S.A.	DL	N/A	United Healthcare Services, Inc.	Ownership	100.000	UnitedHealth Group Incorporated		2
		.0000	98-144468				United Medical Diagnostico S.A.	DL	N/A	United Medical Diagnostico S.A.	Ownership	92.390	UnitedHealth Group Incorporated		2
		.0000	98-144468				United Medical Diagnostico S.A.	DL	N/A	Benedicta Internacional SpA	Ownership	7.630	UnitedHealth Group Incorporated		2
		.9159	32-399029				United Insurance Company	WI	N/A	UnitedHealth Holdings, LLC	Ownership	100.000	UnitedHealth Group Incorporated		2



**SCHEDULE Y  
PART 1A - DETAIL OF INSURANCE HOLDING COMPANY SYSTEM**

1	2	3	4	5	6	7	8	9	10	11	12	13	14	15	16
Group Code	Group Name	NAIC Company Code	ID Number	Federal RSSD	CIK	Name of Securities Exchange if Publicly Traded (U.S. or International)	Parent, Subsidiaries Or Affiliates	Domi- nary Loca- tion	Relation- ship to Reporting Entity	Directly Controlled by (Name of Entity/Person)	Type of Control (Ownership, Board, Management, Attorney-in-Fact, Influence, Other)	Control is Ownership Provide Percentage	Ultimate Controlling Entity(ies)/Person(s)	Is an SCA Filing Re- quired? (Y/N)	
.007	UniteHealth Group Incorporated	1198	01-087749				UniteHealth Group Insurance Company	N	I/A	UniteHealth Group Insurance Company	Ownership	100.00	UniteHealth Group Incorporated		
		.0000	20-991714				Three Rivers Holdings, Inc.	DE	I/A	Three Rivers Holdings, Inc.	Ownership	100.00	UniteHealth Group Incorporated		
		.0000	94-269987				United Behavioral Health of New York, L.P.A., Inc.	CA	N/A	United Behavioral Health of New York, L.P.A., Inc.	Ownership	100.00	UniteHealth Group Incorporated		
		.0000	41-868811				United Group Reinsurance, Inc.	N	N/A	United Behavioral Health	Ownership	100.00	UniteHealth Group Incorporated		
		.0000	70-280380				United Healthcare Services, Inc.	TX	N/A	United Behavioral Health	Ownership	100.00	UniteHealth Group Incorporated		
		.0000	70-280380				United Healthcare Services, Inc.	N	J/P	United Behavioral Health	Ownership	100.00	UniteHealth Group Incorporated		
		.0000	70-280147				United Management Services, Inc.	N	N/A	United Behavioral Health	Ownership	100.00	UniteHealth Group Incorporated		
		.0000	30-018208				United Resource Networks PA of New York, Inc.	N	N/A	United Behavioral Health	Ownership	100.00	UniteHealth Group Incorporated		
		.0000	01-038817				UniteHealth Advisors, LLC	DE	N/A	United Behavioral Health	Ownership	100.00	UniteHealth Group Incorporated		
		.0000	41-321989				UniteHealth Group International Finance (Ireland) Unileited Company	IE	J/P	United Healthcare Services, Inc.	Ownership	100.00	UniteHealth Group Incorporated		
		.0000	98-142204				UniteHealth Group International Finance LLC (Ireland) Unileited Company	IE	J/P	United Healthcare Services, Inc.	Ownership	100.00	UniteHealth Group Incorporated		
		.0000	84-318898				UniteHealth Group Ventures, LLC	IE	N/A	United Healthcare Services, Inc.	Ownership	100.00	UniteHealth Group Incorporated		
		.0000	46-3311984				UniteHealth International, Inc.	IE	N/A	United Healthcare Services, Inc.	Ownership	100.00	UniteHealth Group Incorporated		
		.0000	41-877288				UniteHealth Military & Veterans Services, LLC	IE	N/A	United Healthcare Services, Inc.	Ownership	100.00	UniteHealth Group Incorporated		
		.0000	20-257497				UniteHealth Benefits of Texas, Inc.	TX	N/A	United Healthcare Services, Inc.	Ownership	100.00	UniteHealth Group Incorporated		
		.0000	33-011563				UniteHealth Benefits Plan of California	CA	I/A	United Healthcare Services, Inc.	Ownership	100.00	UniteHealth Group Incorporated		
		.0000	47-321144				UniteHealth Community Plan of California, Inc.	CA	I/A	United Healthcare Services, Inc.	Ownership	100.00	UniteHealth Group Incorporated		
		.0000	46-434875				UniteHealth Community Plan of Georgia, Inc.	GA	I/A	United Healthcare Services, Inc.	Ownership	100.00	UniteHealth Group Incorporated		
		.0000	20-268274				UniteHealth Community Plan of Ohio, Inc.	OH	I/A	United Healthcare Services, Inc.	Ownership	100.00	UniteHealth Group Incorporated		
		.0000	50-251429				UniteHealth Community Plan of Texas, Inc.	TX	I/A	United Healthcare Services, Inc.	Ownership	100.00	UniteHealth Group Incorporated		
		.0000	91-200281				UniteHealth Community Plan, Inc.	TX	I/A	United Healthcare Services, Inc.	Ownership	100.00	UniteHealth Group Incorporated		
		.0000	30-304682				UniteHealth Community Plan, Inc.	TX	I/A	United Healthcare Services, Inc.	Ownership	100.00	UniteHealth Group Incorporated		
		.0000	98-320084				UniteHealth Community Plan, Inc.	TX	I/A	United Healthcare Services, Inc.	Ownership	100.00	UniteHealth Group Incorporated		
		.0000	98-198870				Service (Billing) Co., Ltd. & Assistance	CA	N/A	United Healthcare Services, Inc.	Ownership	100.00	UniteHealth Group Incorporated		
		.0000	98-198870				UniteHealth Europe S.A. r.l.	LU	N/A	United Healthcare Services, Inc.	Ownership	100.00	UniteHealth Group Incorporated		
		.0000	98-119429				UniteHealth Global Bonds Limited	CA	N/A	United Healthcare Services, Inc.	Ownership	100.00	UniteHealth Group Incorporated		
		.0000	98-102301				UniteHealth Global Medical (UK) Limited	GB	N/A	United Healthcare Services, Inc.	Ownership	100.00	UniteHealth Group Incorporated		
		.0000	30-273871				UniteHealth Insurance Company	CA	N/A	United Healthcare Services, Inc.	Ownership	100.00	UniteHealth Group Incorporated		
		.0000	30-273871				UniteHealth Insurance Company of America	CA	N/A	United Healthcare Services, Inc.	Ownership	100.00	UniteHealth Group Incorporated		
		.0000	30-204243				UniteHealth Insurance Company of Illinois	IL	I/A	United Healthcare Services, Inc.	Ownership	100.00	UniteHealth Group Incorporated		
		.0000	30-380049				UniteHealth Insurance Company of New York	IL	I/A	United Healthcare Services, Inc.	Ownership	100.00	UniteHealth Group Incorporated		
		.0000	11-328386				UniteHealth Insurance Company of the River Valley	IL	I/A	United Healthcare Services, Inc.	Ownership	100.00	UniteHealth Group Incorporated		
		.0000	20-190298				UniteHealth Insurance Designated Activity Company	IL	I/A	United Healthcare Services, Inc.	Ownership	100.00	UniteHealth Group Incorporated		
		.0000	98-107285				UniteHealth Integrated Services, Inc.	IL	N/A	United Healthcare Services, Inc.	Ownership	100.00	UniteHealth Group Incorporated		
		.0000	41-988809				UniteHealth International Asia, LLC	NZ	I/A	United Healthcare Services, Inc.	Ownership	100.00	UniteHealth Group Incorporated		
		.0000	41-988809				UniteHealth International Asia, LLC	DE	N/A	United Healthcare Services, Inc.	Ownership	100.00	UniteHealth Group Incorporated		
		.0000	98-110612				UniteHealth International I B.V.	NL	N/A	United Healthcare Services, Inc.	Ownership	100.00	UniteHealth Group Incorporated		
		.0000	98-107459				UniteHealth International II S.A. r.l.	LU	N/A	United Healthcare Services, Inc.	Ownership	100.00	UniteHealth Group Incorporated		

**SCHEDULE Y**  
**PART 1A - DETAIL OF INSURANCE HOLDING COMPANY SYSTEM**

1	2	3	4	5	6	7	8	9	10	11	12	13	14	15	16
Group Code	Group Name	NAIC Company Code	ID Number	Federal RSSD	CIK	Name of Securities Exchange if Publicly Traded (U.S. or International)	Parent, Subsidiaries or Affiliates	Dominant Location	Relationship to Reporting Entity	Directly Controlled by (Name of Entity/Person)	Type of Control (Ownership, Board, Management, Attorney-in-Fact, Influence, Other)	Control is Ownership Provide Percentage	Ultimate Controlling Entity(ies)/Person(s)	Is an SCA Filing Required? (Y/N)	
.007	Unitheld Group Incorporated	.0000	98-100026				Unitheld International III S.S.R.L.	LUX	N/A	Unitheld International III S.S.R.L.	Ownership	100.00	Unitheld Group Incorporated		
.007	Unitheld Group Incorporated	.0000	98-107456				Unitheld International III S.S.R.L.	LUX	N/A	Unitheld International III S.S.R.L.	Ownership	100.00	Unitheld Group Incorporated		
.007	Unitheld Group Incorporated	.0000	98-100026				Unitheld International IV S.S.R.L.	LUX	N/A	Unitheld International IV S.S.R.L.	Ownership	100.00	Unitheld Group Incorporated		
.007	Unitheld Group Incorporated	.0000	98-107260				Unitheld International VII S.S.R.L.	LUX	N/A	Unitheld International VII S.S.R.L.	Ownership	100.00	Unitheld Group Incorporated		
.007	Unitheld Group Incorporated	.0000	98-107262				Unitheld International VIII S.S.R.L.	LUX	N/A	Unitheld International VIII S.S.R.L.	Ownership	100.00	Unitheld Group Incorporated		
.007	Unitheld Group Incorporated	.0000	98-144278				Unitheld International X S.S.R.L.	LUX	N/A	Unitheld International X S.S.R.L.	Ownership	100.00	Unitheld Group Incorporated		
.007	Unitheld Group Incorporated	.0000	98-000721				Unitheld Life Insurance Company	MA	IA	Unitheld Life Insurance Company	Ownership	100.00	Unitheld Group Incorporated		
.007	Unitheld Group Incorporated	.0000	98-089562				Unitheld of Alabama, Inc.	AL	IA	Unitheld of Alabama, Inc.	Ownership	100.00	Unitheld Group Incorporated		
.007	Unitheld Group Incorporated	.0000	98-050704				Unitheld of Arizona, Inc.	AZ	IA	Unitheld of Arizona, Inc.	Ownership	100.00	Unitheld Group Incorporated		
.007	Unitheld Group Incorporated	.0000	98-100819				Unitheld of Arkansas, Inc.	AR	IA	Unitheld of Arkansas, Inc.	Ownership	100.00	Unitheld Group Incorporated		
.007	Unitheld Group Incorporated	.0000	98-100490				Unitheld of Colorado, Inc.	CO	IA	Unitheld of Colorado, Inc.	Ownership	100.00	Unitheld Group Incorporated		
.007	Unitheld Group Incorporated	.0000	98-100490				Unitheld of Florida, Inc.	FL	IA	Unitheld of Florida, Inc.	Ownership	100.00	Unitheld Group Incorporated		
.007	Unitheld Group Incorporated	.0000	98-100490				Unitheld of Georgia, Inc.	GA	IA	Unitheld of Georgia, Inc.	Ownership	100.00	Unitheld Group Incorporated		
.007	Unitheld Group Incorporated	.0000	98-100490				Unitheld of Illinois, Inc.	IL	IA	Unitheld of Illinois, Inc.	Ownership	100.00	Unitheld Group Incorporated		
.007	Unitheld Group Incorporated	.0000	98-100490				Unitheld of Indiana, Inc.	IN	IA	Unitheld of Indiana, Inc.	Ownership	100.00	Unitheld Group Incorporated		
.007	Unitheld Group Incorporated	.0000	98-100490				Unitheld of Iowa, Inc.	IA	IA	Unitheld of Iowa, Inc.	Ownership	100.00	Unitheld Group Incorporated		
.007	Unitheld Group Incorporated	.0000	98-100490				Unitheld of Kentucky, Ltd.	KY	IA	Unitheld of Kentucky, Ltd.	Ownership	100.00	Unitheld Group Incorporated		
.007	Unitheld Group Incorporated	.0000	98-100490				Unitheld of Louisiana, Inc.	LA	IA	Unitheld of Louisiana, Inc.	Ownership	100.00	Unitheld Group Incorporated		
.007	Unitheld Group Incorporated	.0000	98-100490				Unitheld of Mississippi, Inc.	MS	IA	Unitheld of Mississippi, Inc.	Ownership	100.00	Unitheld Group Incorporated		
.007	Unitheld Group Incorporated	.0000	98-100490				Unitheld of New England, Inc.	RI	RE	Unitheld of New England, Inc.	Ownership	100.00	Unitheld Group Incorporated		
.007	Unitheld Group Incorporated	.0000	98-100490				Unitheld of New Mexico, Inc.	NM	IA	Unitheld of New Mexico, Inc.	Ownership	100.00	Unitheld Group Incorporated		
.007	Unitheld Group Incorporated	.0000	98-100490				Unitheld of New York, Inc.	NY	IA	Unitheld of New York, Inc.	Ownership	100.00	Unitheld Group Incorporated		
.007	Unitheld Group Incorporated	.0000	98-100490				Unitheld of North Carolina, Inc.	NC	IA	Unitheld of North Carolina, Inc.	Ownership	100.00	Unitheld Group Incorporated		
.007	Unitheld Group Incorporated	.0000	98-100490				Unitheld of Ohio, Inc.	OH	IA	Unitheld of Ohio, Inc.	Ownership	100.00	Unitheld Group Incorporated		
.007	Unitheld Group Incorporated	.0000	98-100490				Unitheld of Oklahoma, Inc.	OK	IA	Unitheld of Oklahoma, Inc.	Ownership	100.00	Unitheld Group Incorporated		
.007	Unitheld Group Incorporated	.0000	98-100490				Unitheld of Oregon, Inc.	OR	IA	Unitheld of Oregon, Inc.	Ownership	100.00	Unitheld Group Incorporated		
.007	Unitheld Group Incorporated	.0000	98-100490				Unitheld of Pennsylvania, Inc.	PA	IA	Unitheld of Pennsylvania, Inc.	Ownership	100.00	Unitheld Group Incorporated		
.007	Unitheld Group Incorporated	.0000	98-100490				Unitheld of South Carolina, Inc.	SC	IA	Unitheld of South Carolina, Inc.	Ownership	100.00	Unitheld Group Incorporated		
.007	Unitheld Group Incorporated	.0000	98-100490				Unitheld of Texas, Inc.	TX	IA	Unitheld of Texas, Inc.	Ownership	100.00	Unitheld Group Incorporated		
.007	Unitheld Group Incorporated	.0000	98-100490				Unitheld of Utah, Inc.	UT	IA	Unitheld of Utah, Inc.	Ownership	100.00	Unitheld Group Incorporated		
.007	Unitheld Group Incorporated	.0000	98-100490				Unitheld of Vermont, Inc.	VT	IA	Unitheld of Vermont, Inc.	Ownership	100.00	Unitheld Group Incorporated		
.007	Unitheld Group Incorporated	.0000	98-100490				Unitheld of Virginia, Inc.	VA	IA	Unitheld of Virginia, Inc.	Ownership	100.00	Unitheld Group Incorporated		
.007	Unitheld Group Incorporated	.0000	98-100490				Unitheld of Washington, Inc.	WA	IA	Unitheld of Washington, Inc.	Ownership	100.00	Unitheld Group Incorporated		
.007	Unitheld Group Incorporated	.0000	98-100490				Unitheld of Wisconsin, Inc.	WI	IA	Unitheld of Wisconsin, Inc.	Ownership	100.00	Unitheld Group Incorporated		
.007	Unitheld Group Incorporated	.0000	98-100490				Unitheld of Wyoming, Inc.	WY	IA	Unitheld of Wyoming, Inc.	Ownership	100.00	Unitheld Group Incorporated		
.007	Unitheld Group Incorporated	.0000	98-307945				Unitheld Insurance Plan of the River Valley, Inc.	IL	IA	Unitheld Insurance Plan of the River Valley, Inc.	Ownership	100.00	Unitheld Group Incorporated		
.007	Unitheld Group Incorporated	.0000	47-065446				Unitheld Specialty Benefits, LLC	DE	N/A	Unitheld Specialty Benefits, LLC	Ownership	100.00	Unitheld Group Incorporated		
.007	Unitheld Group Incorporated	.0000	01-018046				Unitheld Health Network, LLC	DE	N/A	Unitheld Health Network, LLC	Ownership	100.00	Unitheld Group Incorporated		
.007	Unitheld Group Incorporated	.0000	41-922111				Unitheld Health Network, LLC	DE	N/A	Unitheld Health Network, LLC	Ownership	100.00	Unitheld Group Incorporated		
.007	Unitheld Group Incorporated	.0000	27-015205				Unitheld Health Network, LLC	DE	N/A	Unitheld Health Network, LLC	Ownership	100.00	Unitheld Group Incorporated		
.007	Unitheld Group Incorporated	.0000	25-421991				Unitheld Health Network, LLC	DE	N/A	Unitheld Health Network, LLC	Ownership	100.00	Unitheld Group Incorporated		
.007	Unitheld Group Incorporated	.0000	83-467754				Unitheld Health Network, LLC	CA	N/A	Unitheld Health Network, LLC	Ownership	100.00	Unitheld Group Incorporated		
.007	Unitheld Group Incorporated	.0000	33-012827				Unitheld Health Network, LLC	CA	N/A	Unitheld Health Network, LLC	Ownership	100.00	Unitheld Group Incorporated		
.007	Unitheld Group Incorporated	.0000	25-098277				Unitheld Health Network, LLC	CA	N/A	Unitheld Health Network, LLC	Ownership	100.00	Unitheld Group Incorporated		
.007	Unitheld Group Incorporated	.0000	25-967220				Unitheld Health Network, LLC	CA	N/A	Unitheld Health Network, LLC	Ownership	100.00	Unitheld Group Incorporated		
.007	Unitheld Group Incorporated	.0000	75-213230				Unitheld Health Network, LLC	TX	N/A	Unitheld Health Network, LLC	Ownership	100.00	Unitheld Group Incorporated		
.007	Unitheld Group Incorporated	.0000	23-987008				Unitheld Health Network, LLC	TX	N/A	Unitheld Health Network, LLC	Ownership	100.00	Unitheld Group Incorporated		
.007	Unitheld Group Incorporated	.0000	25-419393				Unitheld Health Network, LLC	TX	N/A	Unitheld Health Network, LLC	Ownership	100.00	Unitheld Group Incorporated		
.007	Unitheld Group Incorporated	.0000	25-987998				Unitheld Health Network, LLC	TX	N/A	Unitheld Health Network, LLC	Ownership	100.00	Unitheld Group Incorporated		
.007	Unitheld Group Incorporated	.0000	75-212748				Unitheld Health Network, LLC	TX	N/A	Unitheld Health Network, LLC	Ownership	100.00	Unitheld Group Incorporated		
.007	Unitheld Group Incorporated	.0000	75-225195				Unitheld Health Network, LLC	TX	N/A	Unitheld Health Network, LLC	Ownership	100.00	Unitheld Group Incorporated		

**SCHEDULE Y**  
**PART 1A - DETAIL OF INSURANCE HOLDING COMPANY SYSTEM**

1	2	3	4	5	6	7	8	9	10	11	12	13	14	15	16
Group Code	Group Name	NAIC Company Code	ID Number	Federal RSSD	CIK	Name of Securities Exchange if Publicly Traded (U.S. or International)	Parent, Subsidiaries or Affiliates	Dominant Location	Relationship to Reporting Entity	Directly Controlled by (Name of Entity/Person)	Type of Control (Ownership, Board, Management, Attorney-in-Fact, Influence)	Control is Ownership Provide Percentage	Ultimate Controlling Entity(ies)/Person(s)	Is an SCA Filing Required? (Y/N)	
.0000		.0000	73-195000				URELTH Group, Inc.	DE	N/A	Golden Rule Financial Corporation	Ownership	100.000	Unithedsth Group		
.0000		.0000	20-900881				USD Administrative Services, L.L.C.	TX	N/A	USD Inc.	Ownership	100.000	Unithedsth Group		
.0000		.0000	27-256222				USD Affiliated Services, LLC	TX	N/A	USD Inc.	Ownership	100.000	Unithedsth Group		
.0000		.0000	27-260333				USD Diagnostic Services, LLC	TX	N/A	Well Med Networks, Inc.	Ownership	100.000	Unithedsth Group		
.0000		.0000	27-266886				USD Holdings, Inc.	TX	N/A	Well Med Medical Management, Inc.	Ownership	100.000	Unithedsth Group		
.0000		.0000	73-962763				USD Hospital at Arlington, L.P.	TX	N/A	Well-PR DEVELOPMENT, L.L.C.	Ownership	45.396	Unithedsth Group		
.0000		.0000	20-587243				USD Hospital at Fort Worth, L.P.	TX	N/A	Well-PR DEVELOPMENT, L.L.C.	Ownership	20.024	Unithedsth Group		
.0000		.0000	73-992719				USD Inc.	TX	N/A	Well-PR DEVELOPMENT, L.L.C.	Ownership	100.000	Unithedsth Group		
.0000		.0000	73-992720				USD PPA, LLC	TX	N/A	Well-PR DEVELOPMENT, L.L.C.	Ownership	100.000	Unithedsth Group		
.0000		.0000	87-075796				Well-PR LLC	TX	N/A	Well-PR DEVELOPMENT, L.L.C.	Ownership	100.000	Unithedsth Group		
.0000		.0000	85-079061				Well-PR LLC	TX	N/A	Well-PR DEVELOPMENT, L.L.C.	Ownership	100.000	Unithedsth Group		
.0000		.0000	81-262085				Vascular Labs of the Rockies MS, LLC	DE	N/A	SCA-VR Holdings Company, LLC	Ownership	51.000	Unithedsth Group		
.0000		.0000	88-144376				Via Vista MS, LLC	DE	N/A	CC Cardiology Practice Partners, LLC	Ownership	70.000	Unithedsth Group		
.0000		.0000	88-144376				Vida Integra S.p.A.	OH	N/A	Well Med Networks, Inc.	Ownership	100.000	Unithedsth Group		
.0000		.0000	88-144376				Vida Tres S.p.A.	OH	N/A	Bemedia S.A.	Ownership	100.000	Unithedsth Group		
.0000		.0000	85-277868				Virtua-SCA Holdings II, LLC	DE	N/A	Clinica Davila y Servicios Medicos S.p.A.	Ownership	100.000	Unithedsth Group		
.0000		.0000	47-449749				Virtual Therapeutics Corporation	DE	N/A	Bemedia S.A.	Ownership	100.000	Unithedsth Group		
.0000		.0000	47-449749				Virtual Therapeutics Corporation	DE	N/A	SCA Davila de New Jersey, LLC	Ownership	45.000	Unithedsth Group		
.0000		.0000	47-449749				Virtual Therapeutics Corporation	DE	N/A	Opur Labs, LLC	Ownership	5.679	Unithedsth Group		
.0000		.0000	85-163387				Vitucci, LSP, P.C.	IL	N/A	United HealthCare Services, Inc.	Ownership	36.552	Unithedsth Group		
.0000		.0000	27-948868				Vivify Health, Inc.	OH	N/A	United Health Group Ventures, LLC	Ownership	41.670	Unithedsth Group		
.0000		.0000	46-153718				Vivify Health, Inc.	OH	N/A	Physicians Owned	Influence	100.000	Unithedsth Group		
.0000		.0000	46-153718				Vivify Health, Inc.	OH	N/A	Physicians Owned	Influence	100.000	Unithedsth Group		
.0000		.0000	85-439422				Wey, Inc.	TX	N/A	Quamark In Care Solutions, LLC	Ownership	100.000	Unithedsth Group		
.0000		.0000	75-249520				Wey, Inc.	TX	N/A	Wey, Inc.	Ownership	100.000	Unithedsth Group		
.0000		.0000	85-346841				Wheaton Outpatient Surgery Center, LLC	TX	N/A	Wey Financial, Inc.	Ownership	100.000	Unithedsth Group		
.0000		.0000	85-346841				Wheaton Outpatient Surgery Center, LLC	TX	N/A	Wey Financial, Inc.	Ownership	100.000	Unithedsth Group		
.0000		.0000	20-545810				Wegand Square Surgical Acquisition, L.P.	TX	N/A	Surgical Care Affiliates, LLC	Ownership	100.000	Unithedsth Group		
.0000		.0000	75-262074				Wegand Square Surgical Acquisition, L.P.	TX	N/A	Surgical Care Affiliates, LLC	Ownership	100.000	Unithedsth Group		
.0000		.0000	46-264584				Wellpoint Minnesota Sports PC	TX	N/A	Surgical Care Affiliates, LLC	Ownership	100.000	Unithedsth Group		
.0000		.0000	84-226329				Wellpoint Minnesota Sports PC	TX	N/A	Surgical Care Affiliates, LLC	Ownership	100.000	Unithedsth Group		
.0000		.0000	84-218194				Wellpoint Minnesota Sports PC	TX	N/A	Surgical Care Affiliates, LLC	Ownership	100.000	Unithedsth Group		
.0000		.0000	74-257745				Wellpoint Minnesota Sports PC	TX	N/A	Surgical Care Affiliates, LLC	Ownership	100.000	Unithedsth Group		
.0000		.0000	74-276884				Wellpoint Minnesota Sports PC	TX	N/A	Surgical Care Affiliates, LLC	Ownership	100.000	Unithedsth Group		
.0000		.0000	41-220215				Wellpoint Minnesota Sports PC	TX	N/A	Surgical Care Affiliates, LLC	Ownership	100.000	Unithedsth Group		
.0000		.0000	74-288947				Wellpoint Minnesota Sports PC	TX	N/A	Surgical Care Affiliates, LLC	Ownership	100.000	Unithedsth Group		
.0000		.0000	92-0183013				Wellpoint Minnesota Sports PC	TX	N/A	Surgical Care Affiliates, LLC	Ownership	100.000	Unithedsth Group		
.0000		.0000	84-2193603				Wellpoint Minnesota Sports PC	TX	N/A	Surgical Care Affiliates, LLC	Ownership	100.000	Unithedsth Group		
.0000		.0000	84-219968				Wellpoint Minnesota Sports PC	TX	N/A	Surgical Care Affiliates, LLC	Ownership	100.000	Unithedsth Group		
.0000		.0000	27-2809113				Wellpoint Minnesota Sports PC	TX	N/A	Surgical Care Affiliates, LLC	Ownership	100.000	Unithedsth Group		
.0000		.0000	08-1521989				Wellpoint Minnesota Sports PC	TX	N/A	Surgical Care Affiliates, LLC	Ownership	100.000	Unithedsth Group		
.0000		.0000	47-4498184				Wellpoint Minnesota Sports PC	TX	N/A	Surgical Care Affiliates, LLC	Ownership	58.911	Unithedsth Group		
.0000		.0000	85-331235				Wellpoint Minnesota Sports PC	TX	N/A	Surgical Care Affiliates, LLC	Ownership	51.001	Unithedsth Group		
.0000		.0000	37-1793155				Wellpoint Minnesota Sports PC	TX	N/A	Surgical Care Affiliates, LLC	Ownership	30.000	Unithedsth Group		
.0000		.0000	46-006886				Wellpoint Minnesota Sports PC	TX	N/A	Surgical Care Affiliates, LLC	Ownership	51.000	Unithedsth Group		
.0000		.0000	27-4615953				Wellpoint Minnesota Sports PC	TX	N/A	Surgical Care Affiliates, LLC	Ownership	100.000	Unithedsth Group		

**SCHEDULE Y  
PART 1A - DETAIL OF INSURANCE HOLDING COMPANY SYSTEM**

1	2	3	4	5	6	7	8	9	10	11	12	13	14	15	16
Group Code	Group Name	NAIC Company Code	ID Number	Federal RSSD	CIK	Name of Securities Exchange if Publicly Traded (U.S. or International)	Parent, Subsidiaries Or Affiliates	Domiciliary Location	Relationship to Reporting Entity	Directly Controlled by (Name of Entity/Person)	Type of Control (Ownership, Board, Management, Attorney-in-Fact, Influence, Other)	Control is Ownership Provide Percentage	Ultimate Controlling Entity(ies)/Person(s)	Is an SCA Filing Required? (Y/N)	
		.0000	46-5948304				Incheater Endoscopy, LLC	IL	N/A	SCA-Winchester, LLC	Ownership	51.000	UnitedHealth Group Incorporated		
		.0000	62-1525776				Winter Park Surgery Center, L.P.	TX	N/A	SCA-Winter Park, Inc.	Ownership	1.000	UnitedHealth Group Incorporated		
		.0000	62-1525776				Winter Park Surgery Center, L.P.	TX	N/A	Winter Park, LLC	Ownership	35.500	UnitedHealth Group Incorporated		
		.0000	62-1527964				Winter Park, LLC	TX	N/A	Winter Park, Inc.	Ownership	51.000	UnitedHealth Group Incorporated		
		.0000	46-2158334				NO Medical, PLLC	TX	N/A	NO Medical Networks, Inc.	Ownership	100.000	UnitedHealth Group Incorporated		
		.0000	62-3395989				Woodbury Surgery Center, LLC	TX	N/A	SCA Woodbury Holdings, LLC	Ownership	51.000	UnitedHealth Group Incorporated		
		.0000	46-4913654				XIS Infusion Suites, Inc.	TX	N/A	Diplomat Pharmacy, Inc.	Ownership	100.000	UnitedHealth Group Incorporated		
		.0000	62-1172965				XIS Infusion Suites, Inc.	TX	N/A	United Healthcare Services, Inc.	Ownership	100.000	UnitedHealth Group Incorporated		
		.0000	62-1172965				XIS Infusion Suites, Inc.	TX	N/A	United Healthcare Services, Inc.	Ownership	100.000	UnitedHealth Group Incorporated		
		.0000	46-3327245				Xubena Corporation India Private Limited	IN	N/A	United Healthcare Services, Inc.	Ownership	99.999	UnitedHealth Group Incorporated		
		.0000	46-3327245				Xubena Corporation India Private Limited	IN	N/A	United Healthcare Services, Inc.	Ownership	99.999	UnitedHealth Group Incorporated		
		.0000	46-5302041				Xubena Michigan, P.C.	MI	N/A	Physician(s) Owned	Influence		UnitedHealth Group Incorporated		
		.0000	46-5302041				Xubena Michigan, P.C.	MI	N/A	Physician(s) Owned	Influence		UnitedHealth Group Incorporated		
		.0000	46-2601989				Xubena Northeast, P.C.	TX	N/A	Physician(s) Owned	Influence		UnitedHealth Group Incorporated		
		.0000	46-2601989				Xubena Northeast, P.C.	TX	N/A	Physician(s) Owned	Influence		UnitedHealth Group Incorporated		
		.0000	27-3543987				Xubena, P.C.	MD	N/A	Physician(s) Owned	Influence		UnitedHealth Group Incorporated		

Asterisk	Explanation
1	Represents a physician or physicians' owned entity (with respect to the ultimate controlling entity), where the entity is deemed to be influenced by the ultimate controlling entity.
2	Represents a minority-owned entity (with respect to the controlling entity), where the entity is deemed to be influenced by the ultimate controlling entity.

## SUPPLEMENTAL EXHIBITS AND SCHEDULES INTERROGATORIES

The following supplemental reports are required to be filed as part of your statement filing. However, in the event that your company does not transact the type of business for which the special report must be filed, your response of NO to the specific interrogatory will be accepted in lieu of filing a "NONE" report and a bar code will be printed below. If the supplement is required of your company but is not being filed for whatever reason enter SEE EXPLANATION and provide an explanation following the interrogatory questions.

Response

1. Will the Medicare Part D Coverage Supplement be filed with the state of domicile and the NAIC with this statement? .....

NO

Explanation:

1. No business written

Bar Code:

1. Medicare Part D Coverage Supplement [Document Identifier 365]



**OVERFLOW PAGE FOR WRITE-INS**

**NONE**

**SCHEDULE A - VERIFICATION**

Real Estate

	1 Year to Date	2 Prior Year Ended December 31
1. Book/adjusted carrying value, December 31 of prior year		
2. Cost of acquired:		
2.1 Actual cost at time of acquisition		
2.2 Additional investment made after acquisition		
3. Current year change in encumbrances		
4. Total gain (loss) on disposals		
5. Deduct amounts received on disposals		
6. Total foreign exchange change in book/adjusted carrying value		
7. Deduct current year's other than temporary impairment recognized		
8. Deduct current year's depreciation		
9. Book/adjusted carrying value at the end of current period (Lines 1+2+3+4-5+6-7-8)		
10. Deduct total nonadmitted amounts		
11. Statement value at end of current period (Line 9 minus Line 10)		

**SCHEDULE B - VERIFICATION**

Mortgage Loans

	1 Year to Date	2 Prior Year Ended December 31
1. Book value/recorded investment excluding accrued interest, December 31 of prior year		
2. Cost of acquired:		
2.1 Actual cost at time of acquisition		
2.2 Additional investment made after acquisition		
3. Capitalized deferred interest and other		
4. Accrual of discount		
5. Unrealized valuation increase (decrease)		
6. Total gain (loss) on disposals		
7. Deduct amounts received on disposals		
8. Deduct amortization of premium and mortgage interest paid and premium fees		
9. Total foreign exchange change in book value/recorded investment excluding accrued interest		
10. Deduct current year's other than temporary impairment recognized		
11. Book value/recorded investment excluding accrued interest at end of current period (Lines 1+2+3+4+5+6-7-8+9-10)		
12. Total valuation allowance		
13. Subtotal (Line 11 plus Line 12)		
14. Deduct total nonadmitted amounts		
15. Statement value at end of current period (Line 13 minus Line 14)		

**SCHEDULE BA - VERIFICATION**

Other Long-Term Invested Assets

	1 Year to Date	2 Prior Year Ended December 31
1. Book/adjusted carrying value, December 31 of prior year		
2. Cost of acquired:		
2.1 Actual cost at time of acquisition		
2.2 Additional investment made after acquisition		
3. Capitalized deferred interest and other		
4. Accrual of discount		
5. Unrealized valuation increase (decrease)		
6. Total gain (loss) on disposals		
7. Deduct amounts received on disposals		
8. Deduct amortization of premium and depreciation		
9. Total foreign exchange change in book/adjusted carrying value		
10. Deduct current year's other than temporary impairment recognized		
11. Book/adjusted carrying value at end of current period (Lines 1+2+3+4+5+6-7-8+9-10)		
12. Deduct total nonadmitted amounts		
13. Statement value at end of current period (Line 11 minus Line 12)		

**SCHEDULE D - VERIFICATION**

Bonds and Stocks

	1 Year to Date	2 Prior Year Ended December 31
1. Book/adjusted carrying value of bonds and stocks, December 31 of prior year	264,362,285	250,023,837
2. Cost of bonds and stocks acquired	33,068,384	800,685,285
3. Accrual of discount	37,946	77,842
4. Unrealized valuation increase (decrease)	(56,335)	52,840
5. Total gain (loss) on disposals	130,708	727
6. Deduct consideration for bonds and stocks disposed of	19,813,204	784,919,509
7. Deduct amortization of premium	1,095,433	1,580,514
8. Total foreign exchange change in book/adjusted carrying value		
9. Deduct current year's other than temporary impairment recognized		147
10. Total investment income recognized as a result of prepayment penalties and/or acceleration fees	5,205	21,924
11. Book/adjusted carrying value at end of current period (Lines 1+2+3+4+5-6-7+8-9+10)	276,639,556	264,362,285
12. Deduct total nonadmitted amounts		
13. Statement value at end of current period (Line 11 minus Line 12)	276,639,556	264,362,285

STATEMENT AS OF JUNE 30, 2021 OF THE UnitedHealthcare of New England, Inc.

**SCHEDULE D - PART 1B**

Showing the Acquisitions, Dispositions and Non-Trading Activity During the Current Quarter for all Bonds and Preferred Stock by NAIC Designation

NAIC Designation	1 Book/Adjusted Carrying Value Beginning of Current Quarter	2 Acquisitions During Current Quarter	3 Dispositions During Current Quarter	4 Non-Trading Activity During Current Quarter	5 Book/Adjusted Carrying Value End of First Quarter	6 Book/Adjusted Carrying Value End of Second Quarter	7 Book/Adjusted Carrying Value End of Third Quarter	8 Book/Adjusted Carrying Value December 31 Prior Year
<b>BONDS</b>								
1. NAIC 1 (a)	267,033,879	13,757,444	12,368,889	(936,859)	267,033,879	269,085,565	0	257,943,888
2. NAIC 2 (a)	9,252,216	270,000	140,440	(277,196)	9,252,216	9,104,580	0	6,418,404
3. NAIC 3 (a)	0	0	0	0	0	0	0	0
4. NAIC 4 (a)	0	0	0	0	0	0	0	0
5. NAIC 5 (a)	0	0	0	0	0	0	0	0
6. NAIC 6 (a)	0	0	0	0	0	0	0	0
7. Total Bonds	276,286,095	14,027,444	12,509,339	(614,055)	276,286,095	277,190,145	0	264,362,292
<b>PREFERRED STOCK</b>								
8. NAIC 1	0	0	0	0	0	0	0	0
9. NAIC 2	0	0	0	0	0	0	0	0
10. NAIC 3	0	0	0	0	0	0	0	0
11. NAIC 4	0	0	0	0	0	0	0	0
12. NAIC 5	0	0	0	0	0	0	0	0
13. NAIC 6	0	0	0	0	0	0	0	0
14. Total Preferred Stock	0	0	0	0	0	0	0	0
15. Total Bonds and Preferred Stock	276,286,095	14,027,444	12,509,339	(614,055)	276,286,095	277,190,145	0	264,362,292

(a) Book/Adjusted Carrying Value column for the end of the current reporting period includes the following amount of short-term and cash equivalent bonds by NAIC designation:

NAIC 1 \$ .....550,590 ; NAIC 2 \$ .....0 ; NAIC 3 \$ .....0 ; NAIC 4 \$ .....0 ; NAIC 5 \$ .....0 ; NAIC 6 \$ .....0



**SCHEDULE DA - PART 1**

## Short-Term Investments

	1	2	3	4	5
	Book/Adjusted Carrying Value	Par Value	Actual Cost	Interest Collected Year-to-Date	Paid for Accrued Interest Year-to-Date
9199999 Totals	550,590	XXX	556,531	0	1,037

**SCHEDULE DA - VERIFICATION**

## Short-Term Investments

	1	2
	Year To Date	Prior Year Ended December 31
1. Book/adjusted carrying value, December 31 of prior year .....	0	
2. Cost of short-term investments acquired .....	556,531	
3. Accrual of discount .....		
4. Unrealized valuation increase (decrease) .....		
5. Total gain (loss) on disposals .....		
6. Deduct consideration received on disposals .....		
7. Deduct amortization of premium .....	5,941	
8. Total foreign exchange change in book/adjusted carrying value .....		
9. Deduct current year's other than temporary impairment recognized .....		
10. Book/adjusted carrying value at end of current period (Lines 1+2+3+4+5-6-7+8-9) .....	550,590	0
11. Deduct total nonadmitted amounts .....		
12. Statement value at end of current period (Line 10 minus Line 11)	550,590	0

Schedule DB - Part A - Verification - Options, Caps, Floors, Collars, Swaps and Forwards

**NONE**

Schedule DB - Part B - Verification - Futures Contracts

**NONE**

Schedule DB - Part C - Section 1 - Replication (Synthetic Asset) Transactions (RSATs) Open

**NONE**

Schedule DB-Part C-Section 2-Reconciliation of Replication (Synthetic Asset) Transactions Open

**NONE**

Schedule DB - Verification - Book/Adjusted Carrying Value, Fair Value and Potential Exposure of  
Derivatives

**NONE**

**SCHEDULE E - PART 2 - VERIFICATION**

(Cash Equivalents)

	1	2
	Year To Date	Prior Year Ended December 31
1. Book/adjusted carrying value, December 31 of prior year .....	89,277,958	8,888,204
2. Cost of cash equivalents acquired .....	828,095,232	992,402,573
3. Accrual of discount .....		
4. Unrealized valuation increase (decrease) .....		
5. Total gain (loss) on disposals .....		
6. Deduct consideration received on disposals .....	826,114,028	912,012,819
7. Deduct amortization of premium .....		
8. Total foreign exchange change in book/adjusted carrying value .....		
9. Deduct current year's other than temporary impairment recognized .....		
10. Book/adjusted carrying value at end of current period (Lines 1+2+3+4+5-6-7+8-9) .....	91,259,162	89,277,958
11. Deduct total nonadmitted amounts .....		
12. Statement value at end of current period (Line 10 minus Line 11)	91,259,162	89,277,958

Schedule A - Part 2 - Real Estate Acquired and Additions Made

**NONE**

Schedule A - Part 3 - Real Estate Disposed

**NONE**

Schedule B - Part 2 - Mortgage Loans Acquired and Additions Made

**NONE**

Schedule B - Part 3 - Mortgage Loans Disposed, Transferred or Repaid

**NONE**

Schedule BA - Part 2 - Other Long-Term Invested Assets Acquired and Additions Made

**NONE**

Schedule BA - Part 3 - Other Long-Term Invested Assets Disposed, Transferred or Repaid

**NONE**

STATEMENT AS OF JUNE 30, 2021 OF THE UnitedHealthcare of New England, Inc.

**SCHEDULE D - PART 3**

Show All Long-Term Bonds and Stock Acquired During the Current Quarter

1	2	3	4	5	6	7	8	9	10
CUSIP Identification	Description	Foreign	Date Acquired	Name of Vendor	Number of Shares of Stock	Actual Cost	Par Value	Paid for Accrued Interest and Dividends	NAIC Designation, NAIC Designation Modifier and Administrative Symbol
3131L-17-2	RMBS Pool RMBS30 MS 2.50% 02/01/21		04/29/2021	Merrill Lynch		519,147	583,194	.04	1.A
3140P-55-2	RMBS Pool RMBS30 MS 3.50% 12/01/16		05/25/2021	Credit Suisse		1,552,271	1,451,289	1,084	1.A
3199999-Subtotal - Bonds - U.S. Special Revenues								1,578	XXX
02319E-1-1	AMGEN COM INC Corp Note Call MW 1.50% 05/10/28		05/10/2021	J Morgan Chase		696,387	700,000		J F FE
02319E-1-4	AMGEN COM INC Corp Note Call MW 1.50% 05/10/28		05/10/2021	J Morgan Chase		700,000	700,000		J F FE
02319E-1-5	AMGEN COM INC Corp Note Call MW 1.50% 05/10/28		05/10/2021	J Morgan Chase		700,000	700,000		J F FE
10210-24-5	BRIDGEMARK INC Corp Note Call MW 2.00% 04/15/24		04/06/2021	Stifel		296,124	300,000	.5	1.A FE
10210-24-5	BRIDGEMARK INC Corp Note Call MW 2.00% 04/15/24		04/06/2021	J Morgan Chase		208,654	210,000		1.G FE
17286F-1H-4	BRIDGEMARK INC Corp Note Call MW 2.50% 05/24/26		05/17/2021	J Morgan Chase		488,888	490,000		1.G FE
17286F-1H-4	BRIDGEMARK INC Corp Note Call MW 2.50% 05/24/26		04/27/2021	J Morgan Chase		270,000	270,000		1.G FE
17286F-1H-6	Citigroup Commercial Mortgage CMBS 2020-555 A CMBS Piv Plc 2.647% 12/10/41		06/30/2021	Citigroup		79,254	700,000	1,332	1.D FM
17286F-1H-2	Citigroup Commercial Mortgage CMBS 2020-546 A5 CMBS 2.717% 02/15/33		06/30/2021	Citigroup		740,852	700,000	.53	1.D FM
191216-1P-2	Citigroup Commercial Mortgage CMBS 2020-546 A5 CMBS 2.717% 02/15/33		06/30/2021	Citigroup		399,668	400,000		1.E FE
39550-1H-7	GENERAL DYNAMICS Corp Note Call MW 1.50% 06/01/28		05/03/2021	Nichoria Bank		399,398	390,000		1.F FE
39550-1H-7	GENERAL DYNAMICS Corp Note Call MW 1.50% 06/01/28		04/15/2021	Goldman Sachs		300,000	300,000		1.F FE
44626-1H-3	GENERAL DYNAMICS Corp Note Call MW 1.50% 06/01/28		04/15/2021	Goldman Sachs		300,000	300,000		1.F FE
44626-1H-3	GENERAL DYNAMICS Corp Note Call MW 1.50% 06/01/28		05/25/2021	Merrill Stanley		219,465	220,000		1.F FE
64509-1E-3	GENERAL DYNAMICS Corp Note Call MW 1.50% 06/01/28		05/25/2021	Merrill Stanley		300,000	300,000		1.F FE
67069F-1H-6	NEW YORK LIFE BL Corp Note Call MW 1.578% 04/28/27		04/15/2021	J Morgan Chase		700,000	700,000		1.A FE
67069F-1H-6	NEW YORK LIFE BL Corp Note Call MW 1.578% 04/28/27		04/20/2021	J Morgan Chase		996,830	1,000,000		1.G FE
69347F-1H-2	WFOIA CORP Corp Note Call MW 1.50% 06/15/29		06/14/2021	Morgan Stanley		700,000	700,000		1.G FE
79466L-1H-7	PNC FINANCIAL Corp Note Call MW 2.307% 04/23/32		06/20/2021	Citigroup		547,162	550,000		1.F FE
79466L-1H-7	PNC FINANCIAL Corp Note Call MW 2.307% 04/23/32		06/29/2021	J Morgan Chase		249,278	250,000		1.F FE
80026-1E-2	Wells Fargo Comm RMBS 2009-055 A5 CMBS 2.728% 02/15/33		04/29/2021	Barclays		397,682	400,000	.96	1.D FE
81214E-1-0	Wells Fargo Comm RMBS 2009-055 A5 CMBS 2.728% 02/15/33		04/29/2021	Merrill Lynch		698,463	700,000		1.D FE
81214E-1-0	Wells Fargo Comm RMBS 2009-055 A5 CMBS 2.728% 02/15/33		05/25/2021	Barclays Group Inc.		12,475,173	12,340,000	1,372	XXX
81214E-1-0	Wells Fargo Comm RMBS 2009-055 A5 CMBS 2.728% 02/15/33		05/25/2021	Barclays Group Inc.		14,027,444	13,791,289	2,960	XXX
8399997-Subtotal - Bonds - Industrial and Miscellaneous (Unaffiliated)								2,960	XXX
8399997-Subtotal - Bonds - Part 3								2,960	XXX
8399998-Subtotal - Bonds - Part 5								2,960	XXX
8399998-Subtotal - Bonds								2,960	XXX
8999997-Subtotal - Preferred Stocks - Part 3								0	XXX
8999997-Subtotal - Preferred Stocks - Part 5								0	XXX
8999998-Subtotal - Preferred Stocks - Part 3								0	XXX
8999998-Subtotal - Preferred Stocks - Part 5								0	XXX
9799997-Subtotal - Common Stocks - Part 3								0	XXX
9799997-Subtotal - Common Stocks - Part 5								0	XXX
9799998-Subtotal - Common Stocks								0	XXX
9799999-Subtotal - Preferred and Common Stocks								0	XXX
9999999-Subtotal - Totals						14,027,444	13,791,289	2,960	XXX

STATEMENT AS OF JUNE 30, 2021 OF THE UnitedHealthcare of New England, Inc.

**SCHEDULE D - PART 4**

Show All Long-Term Bonds and Stock Sold, Redeemed or Otherwise Disposed of During the Current Quarter

1	2	3	4	5	6	7	8	9	10	11	12	13	14	15	16	17	18	19	20	21	22
CUSIP Identification	Description	Foreign	Disposal Date	Name of Purchaser	Number of Shares of Stock	Consideration	Par Value	Actual Cost	Prior Year Book/Adjusted Carrying Value	Unrealized Valuation Increase/(Decrease)	Current Year's (Amortization)/Accretion	Current Year's Temporary Impairment Recognized	Total Change in Book/Adjusted Carrying Value (11 + 12 - 13)	Total Foreign Exchange Change in Book/Adjusted Carrying Value	Book/Adjusted Carrying Value at Disposal Date	Foreign Exchange Gain (Loss) on Disposal	Realized Gain (Loss) on Disposal	Total Gain (Loss) on Disposal	Bond Interest/Stock Dividends Received During Year	Stated Contractual Maturity Date	NAIC Designation, NAIC Designation Modifier and Administrative Symbol
012828-06-0	U.S. Government		06/01/2021	Payden		2,210,020	2,000,000	2,066,820	2,135,918	(115,287)	1,308	0	(113,978)	0	2,061,940	0	131,000	131,000	1,383	04/15/2021	XXX
05959599-Subtotal	U.S. Government		06/01/2021	Payden		2,977,608	2,719,588	2,250,716	2,979,716	(115,287)	1,308	0	(113,978)	0	2,259,528	0	131,000	131,000	4,033	04/15/2021	XXX
31281U-06-6	FLMK Pool 10387 MES 3.00% 07/01/44		06/01/2021	Payden		21,279	21,279	21,002	22,979	(1,700)	0	0	(1,700)	0	21,279	0	0	0	419	07/01/2044	1.A
31281U-06-6	FLMK Pool 10387 MES 3.00% 07/01/44		06/01/2021	Payden		31,031	31,031	31,031	31,031	0	0	0	0	0	31,031	0	0	0	477	07/01/2046	1.A
31320A-01-0	FLMK Pool 24585 MES 4.00% 06/01/48		06/01/2021	Payden		138,327	138,327	144,401	144,401	(6,074)	0	0	(6,074)	0	138,327	0	0	0	2,211	06/01/2048	1.A
31320A-01-0	FLMK Pool 24585 MES 4.00% 06/01/48		06/01/2021	Payden		168,489	168,489	175,848	175,848	(7,359)	0	0	(7,359)	0	168,489	0	0	0	2,639	06/01/2048	1.A
31320A-01-0	FLMK Pool 23382 MES 3.00% 06/01/45		06/01/2021	Payden		132,747	132,747	144,188	144,188	(11,441)	0	0	(11,441)	0	132,747	0	0	0	1,646	06/01/2045	1.A
31320A-01-0	FLMK Pool 27034 MES 3.00% 12/01/47		06/01/2021	Payden		32,025	32,025	39,446	39,446	(7,374)	0	0	(7,374)	0	32,025	0	0	0	1,164	12/01/2047	1.A
31320A-01-0	FLMK Pool 27034 MES 3.00% 12/01/47		06/01/2021	Payden		55,382	55,382	61,746	61,746	(6,364)	0	0	(6,364)	0	55,382	0	0	0	666	12/01/2046	1.A
31320A-01-0	FLMK Pool 27034 MES 3.00% 12/01/47		06/01/2021	Payden		57,746	57,746	67,735	67,735	(9,989)	0	0	(9,989)	0	57,746	0	0	0	568	12/01/2046	1.A
31320A-01-0	FLMK Pool 30088 MES 3.00% 06/01/44		06/01/2021	Payden		60,949	60,949	66,296	66,296	(5,347)	0	0	(5,347)	0	60,949	0	0	0	395	06/01/2044	1.A
31320A-01-0	FLMK Pool 30088 MES 3.00% 06/01/44		06/01/2021	Payden		30,465	30,465	30,465	30,465	0	0	0	0	0	30,465	0	0	0	1,359	07/01/2042	1.A
31320A-01-0	FLMK Pool 30088 MES 3.00% 06/01/44		06/01/2021	Payden		30,465	30,465	30,465	30,465	0	0	0	0	0	30,465	0	0	0	395	07/01/2042	1.A
31320A-01-0	FLMK Pool 30088 MES 3.00% 06/01/44		06/01/2021	Payden		30,465	30,465	30,465	30,465	0	0	0	0	0	30,465	0	0	0	395	07/01/2042	1.A
31320A-01-0	FLMK Pool 30088 MES 3.00% 06/01/44		06/01/2021	Payden		30,465	30,465	30,465	30,465	0	0	0	0	0	30,465	0	0	0	395	07/01/2042	1.A
31320A-01-0	FLMK Pool 30088 MES 3.00% 06/01/44		06/01/2021	Payden		30,465	30,465	30,465	30,465	0	0	0	0	0	30,465	0	0	0	395	07/01/2042	1.A
31320A-01-0	FLMK Pool 30088 MES 3.00% 06/01/44		06/01/2021	Payden		30,465	30,465	30,465	30,465	0	0	0	0	0	30,465	0	0	0	395	07/01/2042	1.A
31320A-01-0	FLMK Pool 30088 MES 3.00% 06/01/44		06/01/2021	Payden		30,465	30,465	30,465	30,465	0	0	0	0	0	30,465	0	0	0	395	07/01/2042	1.A
31320A-01-0	FLMK Pool 30088 MES 3.00% 06/01/44		06/01/2021	Payden		30,465	30,465	30,465	30,465	0	0	0	0	0	30,465	0	0	0	395	07/01/2042	1.A
31320A-01-0	FLMK Pool 30088 MES 3.00% 06/01/44		06/01/2021	Payden		30,465	30,465	30,465	30,465	0	0	0	0	0	30,465	0	0	0	395	07/01/2042	1.A
31320A-01-0	FLMK Pool 30088 MES 3.00% 06/01/44		06/01/2021	Payden		30,465	30,465	30,465	30,465	0	0	0	0	0	30,465	0	0	0	395	07/01/2042	1.A
31320A-01-0	FLMK Pool 30088 MES 3.00% 06/01/44		06/01/2021	Payden		30,465	30,465	30,465	30,465	0	0	0	0	0	30,465	0	0	0	395	07/01/2042	1.A
31320A-01-0	FLMK Pool 30088 MES 3.00% 06/01/44		06/01/2021	Payden		30,465	30,465	30,465	30,465	0	0	0	0	0	30,465	0	0	0	395	07/01/2042	1.A
31320A-01-0	FLMK Pool 30088 MES 3.00% 06/01/44		06/01/2021	Payden		30,465	30,465	30,465	30,465	0	0	0	0	0	30,465	0	0	0	395	07/01/2042	1.A
31320A-01-0	FLMK Pool 30088 MES 3.00% 06/01/44		06/01/2021	Payden		30,465	30,465	30,465	30,465	0	0	0	0	0	30,465	0	0	0	395	07/01/2042	1.A
31320A-01-0	FLMK Pool 30088 MES 3.00% 06/01/44		06/01/2021	Payden		30,465	30,465	30,465	30,465	0	0	0	0	0	30,465	0	0	0	395	07/01/2042	1.A
31320A-01-0	FLMK Pool 30088 MES 3.00% 06/01/44		06/01/2021	Payden		30,465	30,465	30,465	30,465	0	0	0	0	0	30,465	0	0	0	395	07/01/2042	1.A
31320A-01-0	FLMK Pool 30088 MES 3.00% 06/01/44		06/01/2021	Payden		30,465	30,465	30,465	30,465	0	0	0	0	0	30,465	0	0	0	395	07/01/2042	1.A
31320A-01-0	FLMK Pool 30088 MES 3.00% 06/01/44		06/01/2021	Payden		30,465	30,465	30,465	30,465	0	0	0	0	0	30,465	0	0	0	395	07/01/2042	1.A
31320A-01-0	FLMK Pool 30088 MES 3.00% 06/01/44		06/01/2021	Payden		30,465	30,465	30,465	30,465	0	0	0	0	0	30,465	0	0	0	395	07/01/2042	1.A
31320A-01-0	FLMK Pool 30088 MES 3.00% 06/01/44		06/01/2021	Payden		30,465	30,465	30,465	30,465	0	0	0	0	0	30,465	0	0	0	395	07/01/2042	1.A
31320A-01-0	FLMK Pool 30088 MES 3.00% 06/01/44		06/01/2021	Payden		30,465	30,465	30,465	30,465	0	0	0	0	0	30,465	0	0	0	395	07/01/2042	1.A
31320A-01-0	FLMK Pool 30088 MES 3.00% 06/01/44		06/01/2021	Payden		30,465	30,465	30,465	30,465	0	0	0	0	0	30,465	0	0	0	395	07/01/2042	1.A
31320A-01-0	FLMK Pool 30088 MES 3.00% 06/01/44		06/01/2021	Payden		30,465	30,465	30,465	30,465	0	0	0	0	0	30,465	0	0	0	395	07/01/2042	1.A
31320A-01-0	FLMK Pool 30088 MES 3.00% 06/01/44		06/01/2021	Payden		30,465	30,465	30,465	30,465	0	0	0	0	0	30,465	0	0	0	395	07/01/2042	1.A
31320A-01-0	FLMK Pool 30088 MES 3.00% 06/01/44		06/01/2021	Payden		30,465	30,465	30,465	30,465	0	0	0	0	0	30,465	0	0	0	395	07/01/2042	1.A
31320A-01-0	FLMK Pool 30088 MES 3.00% 06/01/44		06/01/2021	Payden		30,465	30,465	30,465	30,465	0	0	0	0	0	30,465	0	0	0	395	07/01/2042	1.A
31320A-01-0	FLMK Pool 30088 MES 3.00% 06/01/44		06/01/2021	Payden		30,465	30,465	30,465	30,465	0	0	0	0	0	30,465	0	0	0	395	07/01/2042	1.A
31320A-01-0	FLMK Pool 30088 MES 3.00% 06/01/44		06/01/2021	Payden		30,465	30,465	30,465	30,465	0	0	0	0	0	30,465	0	0	0	395	07/01/2042	1.A
31320A-01-0	FLMK Pool 30088 MES 3.00% 06/01/44		06/01/2021	Payden		30,465	30,465	30,465	30,465	0	0	0	0	0	30,465	0	0	0	395	07/01/2042	1.A
31320A-01-0	FLMK Pool 30088 MES 3.00% 06/01/44		06/01/2021	Payden		30,465	30,465	30,465	30,465	0	0	0	0	0	30,465	0	0	0	395	07/01/2042	1.A
31320A-01-0	FLMK Pool 30088 MES 3.00% 06/01/44		06/01/2021	Payden		30,465	30,465	30,465	30,465	0	0	0	0	0	30,465	0	0	0	395	07/01/2042	1.A
31320A-01-0	FLMK Pool 30088 MES 3.00% 06/01/44		06/01/2021	Payden		30,465	30,465	30,465	30,465	0	0	0	0	0	30,465	0	0	0	395	07/01/2042	1.A
31320A-01-0	FLMK Pool 30088 MES 3.00% 06/01/44		06/01/2021	Payden		30,465	30,465	30,465	30,465	0	0	0	0	0	30,465	0	0	0	395	07/01/2042	1.A
31320A-01-0	FLMK Pool 30088 MES 3.00% 06/01/44		06/01/2021	Payden		30,465	30,465	30,465	30,465	0	0	0	0	0	30,465	0	0	0	395	07/01/2042	1.A
31320A-01-0	FLMK Pool 30088 MES 3.00% 06/01/44		06/01/2021	Payden		30,465	30,465	30,465	30,465	0	0	0	0	0	30,465	0	0	0	395	07/01/2042	1.A
31320A-01-0	FLMK Pool 30088 MES 3.00% 06/01/44		06/01/2021	Payden		30,465	30,465	30,465	30,465	0	0	0	0	0	30,465	0	0	0	395	07/01/2042	1.A
31320A-01-0	FLMK Pool 30088 MES 3.00% 06/01/44		06/01/2021	Payden		30,465	30,465	30,465	30,465	0	0	0	0	0	30,465	0	0	0	395	07/01/2042	1.A
31320A-01-0	FLMK Pool 30088 MES 3.00% 06/01/44		06/01/2021	Payden		30,465	30,465	30,465	30,465	0											

STATEMENT AS OF JUNE 30, 2021 OF THE UnitedHealthcare of New England, Inc.

**SCHEDULE D - PART 4**

Show All Long-Term Bonds and Stock Sold, Redeemed or Otherwise Disposed of During the Current Quarter

1	2	3	4	5	6	7	8	9	10	11	12	13	14	15	16	17	18	19	20	21	22
CUSIP Identification	Description	Foreign	Disposal Date	Name of Purchaser	Number of Shares of Stock	Consideration	Par Value	Actual Cost	Prior Year Book/Adjusted Carrying Value	Unrealized Valuation Increase/(Decrease)	Current Year's (Amortization)/Accretion	Current Year's Temporary Impairment Recognized	Total Change in Book/Adjusted Carrying Value (11 + 12 - 13)	Total Foreign Exchange Change in Book/Adjusted Carrying Value	Book/Adjusted Carrying Value at Disposal Date	Foreign Exchange Gain (Loss) on Disposal	Realized Gain (Loss) on Disposal	Total Gain (Loss) on Disposal	Bond Interest/Stock Dividends Received During Year	Stated Contractual Maturity Date	NAIC Designation, NAIC Designation Modifier and Administrative Symbol
31400F-3J-5	FMA Pool 87020 MS 3.500% 11/01/51		06/01/21	Payden		52,058	52,058	54,498	54,444	(2,386)	(2,386)		(2,386)		52,058				738	11/01/2051	I.A
31400F-4L-5	FMA Pool 87048 MS 4.500% 11/01/41		06/01/21	Payden		42,173	42,173	45,876	45,782	(3,619)	(3,619)		(3,619)		42,173				766	11/01/2041	I.A
31400J-0L-1	FMA Pool 88173 MS 3.500% 09/01/47		06/01/21	Payden		32,633	32,633	32,485	32,487	166			166		32,633				416	09/01/2047	I.A
31400J-0L-2	FMA Pool 88174 MS 4.000% 09/01/46		06/01/21	Payden		32,742	32,742	35,948	35,942	(1,970)	(1,970)		(1,970)		32,742				593	09/01/2046	I.A
31400J-0L-3	FMA Pool 88228 MS 4.000% 09/01/46		06/01/21	Payden		53,148	53,148	58,048	58,048	(4,900)	(4,900)		(4,900)		53,148				593	09/01/2046	I.A
31400J-0L-4	FMA Pool 88229 MS 3.500% 12/01/47		06/01/21	Payden		47,058	47,058	49,538	49,538	(2,480)	(2,480)		(2,480)		47,058				671	12/01/2048	I.A
31400J-0L-5	FMA Pool 88347 MS 4.500% 02/01/48		06/01/21	Payden		37,299	37,299	39,122	39,122	(1,823)	(1,823)		(1,823)		37,299				693	02/01/2047	I.A
31400J-0L-6	FMA Pool 88348 MS 4.000% 12/01/47		06/01/21	Payden		51,853	51,853	55,202	55,202	(3,350)	(3,350)		(3,350)		51,853				857	12/01/2043	I.A
31400J-0L-7	FMA Pool 88468 MS 3.000% 12/01/47		06/01/21	Payden		59,461	59,461	64,627	64,627	(5,166)	(5,166)		(5,166)		59,461				575	12/01/2047	I.A
31400J-0L-8	FMA Pool 88482 MS 3.000% 12/01/47		06/01/21	Payden		38,554	38,554	36,941	36,941	(1,613)	(1,613)		(1,613)		38,554				1,277	09/01/2047	I.A
31400J-0L-9	FMA Pool 88527 MS 3.000% 03/01/47		06/01/21	Payden		127,189	127,189	128,434	128,434	(1,245)	(1,245)		(1,245)		127,189				1,552	09/01/2046	I.A
31400J-0L-10	FMA Pool 88536 MS 4.500% 09/01/46		06/01/21	Payden		17,341	17,341	123,050	122,886	(1,664)	(1,664)		(1,664)		17,341				3,153	09/01/2046	I.A
31400J-0L-11	FMA Pool 88538 MS 4.000% 09/01/46		06/01/21	Payden		52,845	52,845	55,889	55,889	(3,044)	(3,044)		(3,044)		52,845				840	09/01/2046	I.A
31400J-0L-12	FMA Pool 88620 MS 4.000% 09/01/46		06/01/21	Payden		32,473	32,473	35,982	35,982	(3,509)	(3,509)		(3,509)		32,473				840	09/01/2046	I.A
31400J-0L-13	FMA Pool 88640 MS 3.500% 11/01/45		06/01/21	Payden		68,439	68,439	75,433	75,433	(6,994)	(6,994)		(6,994)		68,439				1,122	11/01/2045	I.A
31400J-0L-14	FMA Pool 88640 MS 4.000% 12/01/47		06/01/21	Payden		30,509	30,509	32,892	32,892	(2,383)	(2,383)		(2,383)		30,509				1,043	12/01/2046	I.A
31400J-0L-15	FMA Pool 88641 MS 3.500% 09/01/46		06/01/21	Payden		51,002	51,002	50,886	50,886	116			116		51,002				574	09/01/2046	I.A
31400J-0L-16	FMA Pool 88713 MS 5.000% 02/01/47		06/01/21	Payden		17,805	17,805	17,805	17,805						17,805				574	02/01/2047	I.A
31400J-0L-17	FMA Pool 88713 MS 5.000% 06/01/21		05/01/21	Payden		5	5	5	5						5				227	06/01/2021	I.A
31400J-0L-18	FMA Pool 88822 MS 4.500% 01/01/41		06/01/21	Payden		12,429	12,429	13,382	13,382	(953)	(953)		(953)		12,429				279	01/01/2041	I.A
31400J-0L-19	FMA Pool 88836 MS 3.500% 01/01/47		06/01/21	Payden		41,082	41,082	45,243	45,243	(4,161)	(4,161)		(4,161)		41,082				279	01/01/2047	I.A
31400J-0L-20	FMA Pool 88836 MS 4.000% 01/01/47		06/01/21	Payden		30,374	30,374	32,222	32,222	(1,848)	(1,848)		(1,848)		30,374				514	01/01/2040	I.A
31400J-0L-21	FMA Pool 88836 MS 4.000% 12/01/47		06/01/21	Payden		30,374	30,374	32,222	32,222	(1,848)	(1,848)		(1,848)		30,374				514	12/01/2047	I.A
31400J-0L-22	FMA Pool 88836 MS 4.000% 12/01/47		06/01/21	Payden		30,374	30,374	32,222	32,222	(1,848)	(1,848)		(1,848)		30,374				514	12/01/2047	I.A
31400J-0L-23	FMA Pool 88836 MS 4.000% 12/01/47		06/01/21	Payden		30,374	30,374	32,222	32,222	(1,848)	(1,848)		(1,848)		30,374				514	12/01/2047	I.A
31400J-0L-24	FMA Pool 88836 MS 4.000% 12/01/47		06/01/21	Payden		30,374	30,374	32,222	32,222	(1,848)	(1,848)		(1,848)		30,374				514	12/01/2047	I.A
31400J-0L-25	FMA Pool 88836 MS 4.000% 12/01/47		06/01/21	Payden		30,374	30,374	32,222	32,222	(1,848)	(1,848)		(1,848)		30,374				514	12/01/2047	I.A
31400J-0L-26	FMA Pool 88836 MS 4.000% 12/01/47		06/01/21	Payden		30,374	30,374	32,222	32,222	(1,848)	(1,848)		(1,848)		30,374				514	12/01/2047	I.A
31400J-0L-27	FMA Pool 88836 MS 4.000% 12/01/47		06/01/21	Payden		30,374	30,374	32,222	32,222	(1,848)	(1,848)		(1,848)		30,374				514	12/01/2047	I.A
31400J-0L-28	FMA Pool 88836 MS 4.000% 12/01/47		06/01/21	Payden		30,374	30,374	32,222	32,222	(1,848)	(1,848)		(1,848)		30,374				514	12/01/2047	I.A
31400J-0L-29	FMA Pool 88836 MS 4.000% 12/01/47		06/01/21	Payden		30,374	30,374	32,222	32,222	(1,848)	(1,848)		(1,848)		30,374				514	12/01/2047	I.A
31400J-0L-30	FMA Pool 88836 MS 4.000% 12/01/47		06/01/21	Payden		30,374	30,374	32,222	32,222	(1,848)	(1,848)		(1,848)		30,374				514	12/01/2047	I.A
31400J-0L-31	FMA Pool 88836 MS 4.000% 12/01/47		06/01/21	Payden		30,374	30,374	32,222	32,222	(1,848)	(1,848)		(1,848)		30,374				514	12/01/2047	I.A
31400J-0L-32	FMA Pool 88836 MS 4.000% 12/01/47		06/01/21	Payden		30,374	30,374	32,222	32,222	(1,848)	(1,848)		(1,848)		30,374				514	12/01/2047	I.A
31400J-0L-33	FMA Pool 88836 MS 4.000% 12/01/47		06/01/21	Payden		30,374	30,374	32,222	32,222	(1,848)	(1,848)		(1,848)		30,374				514	12/01/2047	I.A
31400J-0L-34	FMA Pool 88836 MS 4.000% 12/01/47		06/01/21	Payden		30,374	30,374	32,222	32,222	(1,848)	(1,848)		(1,848)		30,374				514	12/01/2047	I.A
31400J-0L-35	FMA Pool 88836 MS 4.000% 12/01/47		06/01/21	Payden		30,374	30,374	32,222	32,222	(1,848)	(1,848)		(1,848)		30,374				514	12/01/2047	I.A
31400J-0L-36	FMA Pool 88836 MS 4.000% 12/01/47		06/01/21	Payden		30,374	30,374	32,222	32,222	(1,848)	(1,848)		(1,848)		30,374				514	12/01/2047	I.A
31400J-0L-37	FMA Pool 88836 MS 4.000% 12/01/47		06/01/21	Payden		30,374	30,374	32,222	32,222	(1,848)	(1,848)		(1,848)		30,374				514	12/01/2047	I.A
31400J-0L-38	FMA Pool 88836 MS 4.000% 12/01/47		06/01/21	Payden		30,374	30,374	32,222	32,222	(1,848)	(1,848)		(1,848)		30,374				514	12/01/2047	I.A
31400J-0L-39	FMA Pool 88836 MS 4.000% 12/01/47		06/01/21	Payden		30,374	30,374	32,222	32,222	(1,848)	(1,848)		(1,848)		30,374				514	12/01/2047	I.A
31400J-0L-40	FMA Pool 88836 MS 4.000% 12/01/47		06/01/21	Payden		30,374	30,374	32,222	32,222	(1,848)	(1,848)		(1,848)		30,374				514	12/01/2047	I.A
31400J-0L-41	FMA Pool 88836 MS 4.000% 12/01/47		06/01/21	Payden		30,374	30,374	32,222	32,222	(1,848)	(1,848)		(1,848)		30,374				514	12/01/2047	I.A
31400J-0L-42	FMA Pool 88836 MS 4.000% 12/01/47		06/01/21	Payden		30,374	30,374	32,222	32,222	(1,848)	(1,848)		(1,848)		30,374				514	12/01/2047	I.A
31400J-0L-43	FMA Pool 88836 MS 4.000% 12/01/47		06/01/21	Payden		30,374	30,374	32,222	32,222	(1,848)	(1,848)		(1,848)		30,374				514	12/01/2047	I.A
31400J-0L-44	FMA Pool 88836 MS 4.000% 12/01/47		06/01/21	Payden		30,374	30,374	32,222	32,222	(1,848)	(1,848)		(1,848)		30,374				514	12/01/2047	I.A
31400J-0L-45	FMA Pool 88836 MS 4.000% 12/01/47		06/01/21	Payden		30,374	30,374	32,222	32,222	(1,848)	(1,848)		(1,848)		30,374				514	12/01/2047	I.A
31400J-0L-46	FMA Pool 88836 MS 4.000% 12/01/47		06/01/21	Payden		30,374	30,374	32,222	32,222	(1,848)	(1,848)		(1,848)		30,374				514	12/01/2047	I.A
31400J-0L-47	FMA Pool 88836 MS 4.000% 12/01/47		06/01/21	Payden		30,374	30,374	32,222	32,222	(1,848)	(1,848)		(1,848)		30,374				514	12/01/2047	I.A
31400J-0L-48	FMA Pool 88836 MS 4.000% 12/01/47		06/01/21	Payden		30,374	30,374	32,222													

STATEMENT AS OF JUNE 30, 2021 OF THE UnitedHealthcare of New England, Inc.

**SCHEDULE D - PART 4**

Show All Long-Term Bonds and Stock Sold, Redeemed or Otherwise Disposed of During the Current Quarter

1	2	3	4	5	6	7	8	9	10	11	12	13	14	15	16	17	18	19	20	21	22	
CUSIP Identification	Description	Foreign	Disposal Date	Name of Purchaser	Number of Shares of Stock	Consideration	Par Value	Actual Cost	Prior Year Book/Adjusted Carrying Value	Unrealized Valuation Increase/(Decrease)	Current Year's (Amortization)/Accretion	Current Year's Temporary Impairment Recognized	Total Change in Book/Adjusted Carrying Value (11 + 12 - 13)	Total Foreign Exchange Change in Book/Adjusted Carrying Value	Book/Adjusted Carrying Value at Disposal Date	Foreign Exchange Gain (Loss) on Disposal	Realized Gain (Loss) on Disposal	Total Gain (Loss) on Disposal	Bond Interest/Stock Dividends Received During Year	Stated Contractual Maturity Date	NAIC Designation, NAIC Designation Modifier and SVO Administrative Symbol	
3025H-AE-7	US MORTGAGE SEC USRE 2017-SSS 12 CMBS		06/01/2021	Paydown		335,862	335,862	336,718	336,718	0	(686)	0	(686)	0	335,862	0	0	0	5,373	06/10/2030	1.0 PM	
3025P-AE-2	Financial Sec CMR 2015-1 AS ABS 2.30%		06/16/2021	Paydown		41,047	41,047	41,044	41,044	0	2	0	2	0	41,047	0	0	0	386	07/19/2022	1.A FE	
4043P-AE-8	HFSS 2020-2A 12 ABS Ptv Pk		06/20/2021	Paydown		162,267	162,267	162,279	162,279	0	8	0	8	0	162,267	0	0	0	423	07/22/2030	1.A FE	
4664A-AE-9	HMT INSTN MTL Corp Note Call 3.25%		04/14/2021	Call	100,000	300,000	300,000	307,966	307,966	0	201	0	201	0	308,941	0	59	59	12,188	06/14/2021	1.0 FE	
6590J-AE-4	JNEB COMMERCIAL JNEB 2015-CSE 12 CMBS		06/01/2021	Paydown		1,227	1,227	1,226	1,226	0	1	0	1	0	1,227	0	0	0	14	11/15/2048	1.0 PM	
6590T-AE-7	JNEB COMMERCIAL JNEB 2017-C5 14 CMBS		06/01/2021	Paydown		6,882	6,882	6,890	6,890	0	(8)	0	(8)	0	6,882	0	0	0	59	06/15/2050	1.0 PM	
6660C-BE-2	3 H44 03/15/50		06/01/2021	Paydown		144	144	147	147	0	(2)	0	(2)	0	144	0	0	0	3	07/15/2047	1.0 PM	
67071-AE-0	Nissan Auto Rec MRET 2020-B 12A ABS		04/09/2021	Call	103,7180	145,205	142,768	140,523	140,523	0	(83)	0	(83)	0	140,440	0	(40)	(40)	6,469	12/01/2022	2.8 FE	
65479C-AE-4	0.47% 10/17/22		06/15/2021	Paydown		72,764	72,764	72,763	72,763	0	1	0	1	0	72,764	0	0	0	141	10/17/2022	1.A FE	
83989J-AE-8	1.800% 01/24/22		06/23/2021	Paydown		261,884	261,884	261,881	261,881	0	8	0	8	0	261,884	0	0	0	2,047	01/24/2022	1.A FE	
911512-EP-0	UNITED PARCEL Corp Note M 2.000% 04/01/21		04/01/2021	Maturity		1,584,000	1,584,000	1,583,810	1,583,810	0	190	0	190	0	1,584,000	0	0	0	16,236	04/01/2021	1.0 FE	
9289P-AE-1	HFSS COMMERCIAL HFSS 2015-C4 ABS CMBS		06/01/2021	Paydown		103,395	103,395	104,141	104,141	0	(746)	0	(746)	0	103,395	0	0	0	2,500	06/15/2046	1.0 PM	
95003-AE-8	BELLS FIBER OM MORTGAGE WFCM 2021-SAB A		04/15/2021	Paydown		12,646	12,646	12,646	12,646	0	0	0	0	0	12,646	0	0	0	25	02/15/2040	1.A FE	
90078H-H-1	OMBS Ptv Pk 1.22% 02/15/40		04/12/2021	Paydown		860,000	860,000	859,919	859,919	0	81	0	81	0	860,000	0	0	0	8,663	04/12/2021	1.A FE	
9019H-ME-4	LHM LTD Partnership LHM 15% AR 0.0 Ptv Pk		04/06/2021	Call	100,000	340,000	340,000	340,000	340,000	0	0	0	0	0	340,000	0	0	0	2,318	07/20/2030	1.A FE	
9291H-AE-0	10% CO LTD VPA 2015-M AR CO Ptv Pk		04/19/2021	Paydown		25,201	25,201	25,201	25,201	0	0	0	0	0	25,201	0	0	0	143	07/19/2029	1.A FE	
8399997	Subtotal - Bonds - Industrial and Miscellaneous (Unaffiliated)					5,953,301	5,953,301	5,957,453	5,957,453	0	(1,401)	0	(1,401)	0	5,953,672	0	(371)	(371)	69,217	XXX	XXX	
8399997	Total - Bonds - Part 4					12,645,252	12,645,252	12,773,647	12,773,647	0	(298,820)	0	(298,820)	0	12,500,333	0	130,769	130,769	135,048	XXX	XXX	
8399998	Total - Bonds - Part 5					12,645,252	12,645,252	12,773,647	12,773,647	0	(298,820)	0	(298,820)	0	12,500,333	0	130,769	130,769	135,048	XXX	XXX	
8399999	Total - Bonds					0	0	0	0	0	0	0	0	0	0	0	0	0	0	0	XXX	XXX
8999997	Total - Preferred Stocks - Part 4					XXX	XXX	XXX	XXX	0	XXX	0	XXX	0	XXX	0	0	0	0	XXX	XXX	
8999998	Total - Preferred Stocks - Part 5					0	0	0	0	0	0	0	0	0	0	0	0	0	0	0	XXX	XXX
8999999	Total - Preferred Stocks					0	0	0	0	0	0	0	0	0	0	0	0	0	0	0	XXX	XXX
9799997	Total - Common Stocks - Part 4					XXX	XXX	XXX	XXX	0	XXX	0	XXX	0	XXX	0	0	0	0	XXX	XXX	
9799998	Total - Common Stocks - Part 5					0	0	0	0	0	0	0	0	0	0	0	0	0	0	0	XXX	XXX
9799999	Total - Common Stocks					0	0	0	0	0	0	0	0	0	0	0	0	0	0	0	XXX	XXX
9899999	Total - Preferred and Common Stocks					12,645,252	12,645,252	12,773,647	12,773,647	0	(298,820)	0	(298,820)	0	12,500,333	0	130,769	130,769	135,048	XXX	XXX	



Schedule DB - Part A - Section 1 - Options, Caps, Floors, Collars, Swaps and Forwards Open

**NONE**

Schedule DB - Part B - Section 1 - Futures Contracts Open

**NONE**

Schedule DB - Part B - Section 1B - Brokers with whom cash deposits have been made

**NONE**

Schedule DB - Part D - Section 1 - Counterparty Exposure for Derivative Instruments Open

**NONE**

Schedule DB - Part D-Section 2 - Collateral for Derivative Instruments Open - Pledged By

**NONE**

Schedule DB - Part D-Section 2 - Collateral for Derivative Instruments Open - Pledged To

**NONE**

Schedule DB - Part E - Derivatives Hedging Variable Annuity Guarantees

**NONE**

Schedule DL - Part 1 - Reinvested Collateral Assets Owned

**NONE**

Schedule DL - Part 2 - Reinvested Collateral Assets Owned

**NONE**

**SCHEDULE E - PART 1 - CASH**

Month End Depository Balances

1	2	3	4	5	Book Balance at End of Each Month During Current Quarter			9
					6	7	8	
Depository	Code	Rate of Interest	Amount of Interest Received During Current Quarter	Amount of Interest Accrued at Current Statement Date	First Month	Second Month	Third Month	*
Bank of America ..... Charlotte, NC					(368,707)	(273,939)	(307,366)	XXX
0199998. Deposits in ... 0 depositories that do not exceed the allowable limit in any one depository (See instructions) - Open Depositories	XXX	XXX			10,908	2,887,473	11,195	XXX
0199999. Totals - Open Depositories	XXX	XXX	0	0	(357,799)	2,613,534	(296,171)	XXX
0299998. Deposits in ... 0 depositories that do not exceed the allowable limit in any one depository (See instructions) - Suspended Depositories	XXX	XXX						XXX
0299999. Totals - Suspended Depositories	XXX	XXX	0	0	0	0	0	XXX
0399999. Total Cash on Deposit	XXX	XXX	0	0	(357,799)	2,613,534	(296,171)	XXX
0499999. Cash in Company's Office	XXX	XXX	XXX	XXX				XXX
0599999. Total - Cash	XXX	XXX	0	0	(357,799)	2,613,534	(296,171)	XXX

STATEMENT AS OF JUNE 30, 2021 OF THE UnitedHealthcare of New England, Inc.

**SCHEDULE E - PART 2 - CASH EQUIVALENTS**

Show Investments Owned End of Current Quarter

1 CUSIP	2 Description	3 Code	4 Date Acquired	5 Rate of Interest	6 Maturity Date	7 Book/Adjusted Carrying Value	8 Amount of Interest Due and Accrued	9 Amount Received During Year
0599999	Total - U.S. Government Bonds					0	0	0
1099999	Total - All Other Government Bonds					0	0	0
1799999	Total - U.S. States, Territories and Possessions Bonds					0	0	0
2499999	Total - U.S. Political Subdivisions Bonds					0	0	0
3199999	Total - U.S. Special Revenues Bonds					0	0	0
3899999	Total - Industrial and Miscellaneous (Unaffiliated) Bonds					0	0	0
4899999	Total - Hybrid Securities					0	0	0
5599999	Total - Parent, Subsidiaries and Affiliates Bonds					0	0	0
6099999	Subtotal - SVO Identified Funds					0	0	0
6599999	Subtotal - Unaffiliated Bank Loans					0	0	0
7599999	Total - Issuer Obligations					0	0	0
7799999	Total - Residential Mortgage-Backed Securities					0	0	0
7899999	Total - Commercial Mortgage-Backed Securities					0	0	0
7999999	Total - Other Loan-Backed and Structured Securities					0	0	0
8099999	Total - SVO Identified Funds					0	0	0
8199999	Total - Affiliated Bank Loans					0	0	0
8299999	Total - Unaffiliated Bank Loans					0	0	0
8399999	Total Bonds					0	0	0
31804C-20-2	EDVSTATE SVO MKT Gov Sec Inv Shares		01/26/2021	0.000		10,536	0	0
31807A-70-3	Fidelity FIDELITY GOVT MKT FROX		06/01/2021	0.000		121,571	0	1
31869F-96-7	First New Loan Government Obligations Fund 7		06/01/2021	0.000		9,832,139	0	16
86278-70-1	Northern Ins L Govt Sec Inv Port		06/30/2021	0.000		9,864,246	0	517
8699999	Subtotal - All Other Money Market Mutual Funds					81,294,916	0	534
8799999	Subtotal - Qualified Cash Pools Under SSAP No. 2R					81,294,916	0	18,447
9999999	Total Cash Equivalents					91,259,162	0	18,961