

Paper Plate Ocean



Materials Needed: blue yarn, paper plate, hole punch, blue crayons or markers, scissors

Optional: googly eyes, colored paper, other decorations

Instructions:

1. Start by tracing a line in the middle of your paper plate and color half of it light blue. Color the other half of the paper plate dark blue. Set the paper plate aside for the paint to dry completely.
2. Use a hole punch to make holes along the half paper plate that is painted dark blue.



Paper Plate Ocean



Materials Needed: blue yarn, paper plate, hole punch, blue crayons or markers, scissors

Optional: googly eyes, colored paper, other decorations

Instructions:

1. Start by tracing a line in the middle of your paper plate and color half of it light blue. Color the other half of the paper plate dark blue. Set the paper plate aside for the paint to dry completely.
2. Use a hole punch to make holes along the half paper plate that is painted dark blue.



Paper Plate Ocean



Materials Needed: blue yarn, paper plate, hole punch, blue crayons or markers, scissors

Optional: googly eyes, colored paper, other decorations

Instructions:

1. Start by tracing a line in the middle of your paper plate and color half of it light blue. Color the other half of the paper plate dark blue. Set the paper plate aside for the paint to dry completely.
2. Use a hole punch to make holes along the half paper plate that is painted dark blue.



Paper Plate Ocean



Materials Needed: blue yarn, paper plate, hole punch, blue crayons or markers, scissors

Optional: googly eyes, colored paper, other decorations

Instructions:

1. Start by tracing a line in the middle of your paper plate and color half of it light blue. Color the other half of the paper plate dark blue. Set the paper plate aside for the paint to dry completely.
2. Use a hole punch to make holes along the half paper plate that is painted dark blue.




3. Cut a strand of blue yarn and tape one end of the yarn at the back of the paper plate. You can now start threading the yarn through the holes in the paper plate. You can go through the holes one or several times. Keep on threading until you reach the end of your yarn. Secure the end of the yarn to the back of the paper plate with tape.

4. Create a fish, whale, etc. to play in your ocean. Templates available on the instruction website below.

Instructions & photos from:

<https://nontoygifts.com/paper-plate-ocean-craft/>

Template created by:




3. Cut a strand of blue yarn and tape one end of the yarn at the back of the paper plate. You can now start threading the yarn through the holes in the paper plate. You can go through the holes one or several times. Keep on threading until you reach the end of your yarn. Secure the end of the yarn to the back of the paper plate with tape.

4. Create a fish, whale, etc. to play in your ocean. Templates available on the instruction website below.

Instructions & photos from:

<https://nontoygifts.com/paper-plate-ocean-craft/>

Template created by:




3. Cut a strand of blue yarn and tape one end of the yarn at the back of the paper plate. You can now start threading the yarn through the holes in the paper plate. You can go through the holes one or several times. Keep on threading until you reach the end of your yarn. Secure the end of the yarn to the back of the paper plate with tape.

4. Create a fish, whale, etc. to play in your ocean. Templates available on the instruction website below.

Instructions & photos from:

<https://nontoygifts.com/paper-plate-ocean-craft/>

Template created by:



3. Cut a strand of blue yarn and tape one end of the yarn at the back of the paper plate. You can now start threading the yarn through the holes in the paper plate. You can go through the holes one or several times. Keep on threading until you reach the end of your yarn. Secure the end of the yarn to the back of the paper plate with tape.

4. Create a fish, whale, etc. to play in your ocean. Templates available on the instruction website below.

Instructions & photos from:

<https://nontoygifts.com/paper-plate-ocean-craft/>

Template created by:

