

ROUNDABOUTS: YOU CAN GET THERE FROM HERE

What is a roundabout?

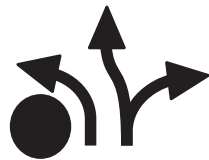
A roundabout is a type of circular intersection that eliminates left turn movements, reduces potential conflict between vehicles and improves the efficiency of the intersection. Roundabouts are gaining greater acceptance across the country as a solution. A roundabout differs from older style traffic circles in its design features, and provides better control of vehicle speeds and movements through the intersection.

What are the benefits of a roundabout?

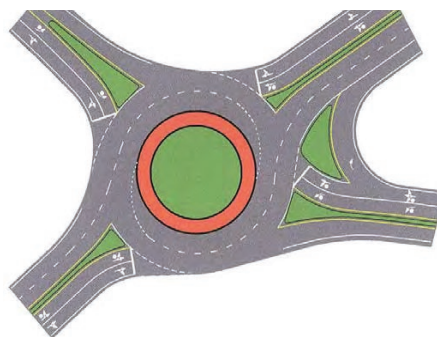
- Improvement of intersection capacity
- Reduction of angled and head-on crashes
- Reduction of crash severity
- Aesthetic improvements
- Traffic calming

How do I get where I want to go?

- In approaching a roundabout, **SLOW DOWN**. A roundabout is designed to be driven at a low speed.
- Pay attention to visual cues. On high-speed roads, the roadway may narrow and short curves may be added to encourage you to reduce speed. You will encounter raised "splitter" islands separating you from opposing traffic as you get close to the roundabout itself. Keep to the right of all islands.
- Observe approaching signage. On major approaches, guide signs may be provided to direct you to the appropriate exits from the roundabout.



- Observe pavement markings. If your approach has more than one lane, or if the roundabout has more than one circulating lane, special markings will be provided to guide you to the appropriate lane.
- Get in the appropriate lane before entering the roundabout and **STAY IN YOUR LANE** following the markings to your exit.



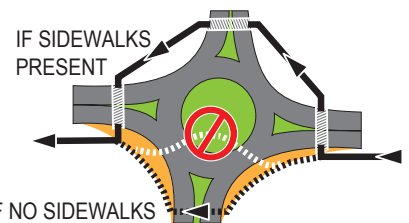
- Yield at the entry to the roundabout. Circulating traffic in the roundabout has the right of way.
- Look to the left before entering the roundabout.
- Make only right turns as you enter and exit the roundabout.
- Travel counterclockwise around the central island.



- Do not stop in the circulating roadway.
- Do not pass other vehicles in the roundabout.
- Signal for a right turn at your exit.
- Check your rearview and right-side mirrors before exiting the roundabout.
- Watch out for bicycles and motorcycles. They might be less visible, but they have the same rights and responsibilities on the road as you do.
- **ALWAYS** yield to pedestrians crossing approaches to or exits from the roundabout.

What do I do if I am walking?

- In areas with sidewalks, marked crosswalks will be located one car length back from the yield lines at the roundabout entry points. Only cross at marked crosswalks, and look for approaching traffic before crossing.



- If there are no sidewalks, walk on the outside of an external truck apron, watch out for large trucks that might track onto the apron, and use extreme caution in crossing. Truck aprons, both around the central island and externally around the outside of the curves of the roundabout, are not sidewalks. They are not safe for pedestrians. Always cross traffic at the entry and exit lanes of the roundabout, and look for approaching traffic before crossing. **NEVER** cross the circulating roadway to the central island of the roundabout.

How do I drive a large truck in a roundabout?

- It is especially important for large trucks to reduce speed in approaching and driving through a roundabout. At higher speeds, load shifting can occur that may cause loss of control of your vehicle. It is up to you to pay attention to warning signs, pavement markings and other visual cues, to reduce your speed, and to drive safely and responsibly.
- Roundabouts are designed to be wide enough to carry passenger cars and small trucks within the paved circulating lanes, but not large trucks. For long-wheelbase vehicles, "truck aprons" may be constructed to provide for off-tracking of the rear axles of your vehicle. These typically will be a colored concrete ring around the landscaped center island. For some roundabouts without sidewalks, there also may be external truck aprons provided on the outside corners at entries to the roundabout. Do not drive across the landscaped central island.
- In all other respects, follow the same rules and guidelines that apply to smaller vehicles.