

# Maine Employment Situation in April

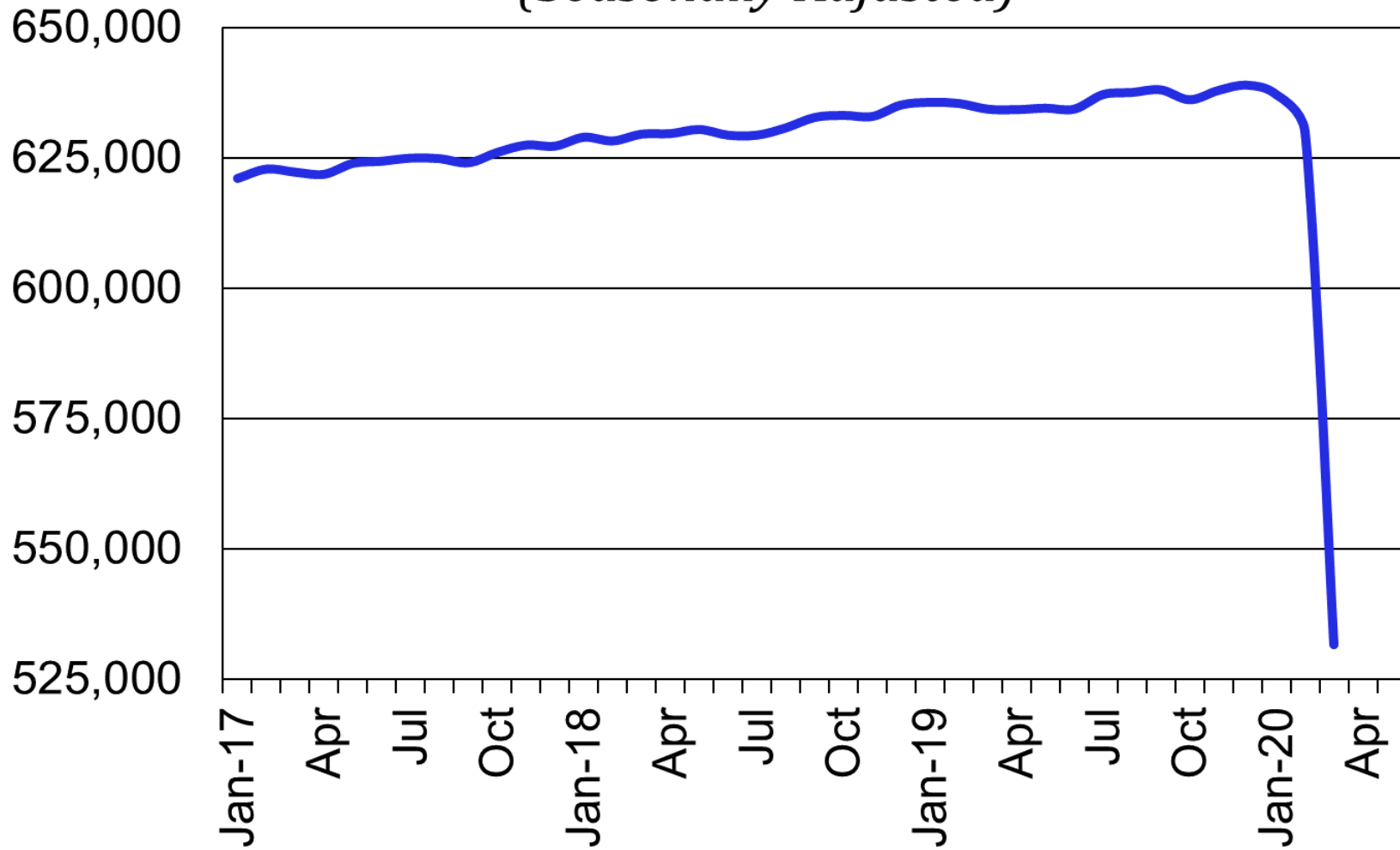
Presented to  
**Economic Recovery Committee**  
May 29, 2020



**Mark McInerney, Director**  
**Glenn Mills, Deputy Director**  
**Center for Workforce Research**  
**Maine Department of Labor**  
**[www.maine.gov/labor/cwri](http://www.maine.gov/labor/cwri)**

# Nonfarm Payroll Jobs

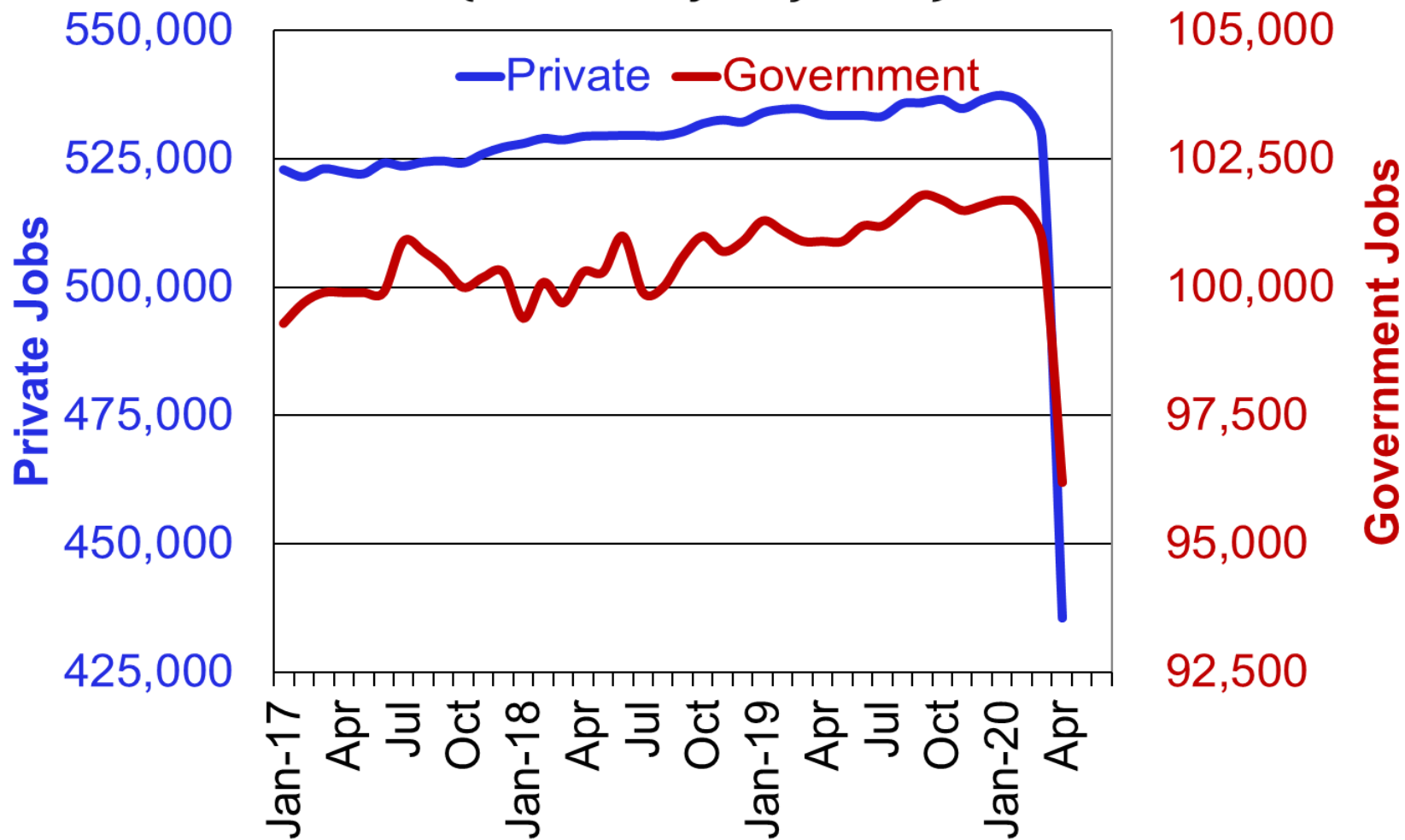
*(Seasonally Adjusted)*



Nonfarm payroll jobs decreased 98,400 in April and 105,600 since February.

# Private Sector & Government Payroll Jobs

*(Seasonally Adjusted)*



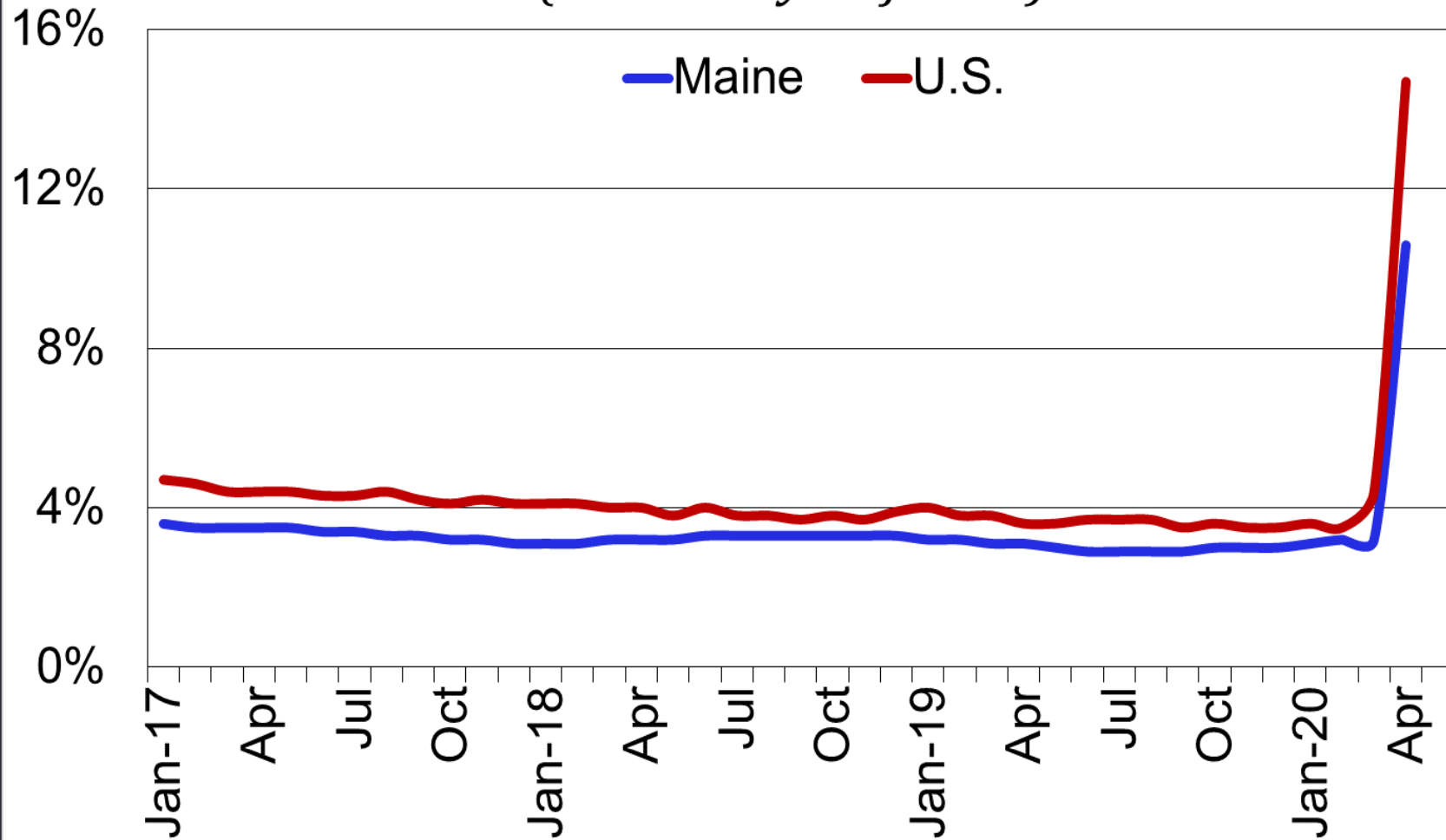
Job losses were sharp in government, especially municipal governments, as well as the private sector.

Sector/Area	Jobs		Change in Jobs February to April		Share of Jobs Lost
	February	April	Net	Percent	
Nonfarm Jobs Statewide	637,300	531,700	-105,600	-17%	100%
Leisure & Hospitality	69,900	27,300	-42,600	-61%	40%
Health Care & Social Assistance	107,300	91,800	-15,500	-14%	15%
Retail Trade	80,800	68,800	-12,000	-15%	11%
Manufacturing	53,200	44,800	-8,400	-16%	8%
Professional & Business Services	68,200	61,900	-6,300	-9%	6%
Government	101,600	96,200	-5,400	-5%	5%
Other Services	23,100	18,800	-4,300	-19%	4%
Educational Services	22,700	19,000	-3,700	-16%	4%
Construction	30,200	28,100	-2,100	-7%	2%
Transportation, Warehousing & Utilities	18,500	16,600	-1,900	-10%	2%
Information	7,400	5,800	-1,600	-22%	2%
Financial Activities	33,300	32,300	-1,000	-3%	1%
Wholesale Trade	19,100	18,100	-1,000	-5%	1%
Portland-South Portland MSA	214,500	176,500	-38,000	-18%	36%
Lewiston-Auburn MSA	51,900	45,400	-6,500	-13%	6%
Bangor MSA	69,200	60,400	-8,800	-13%	8%
Non-Metro Areas	301,700	249,400	-52,300	-17%	50%

Job losses impacted most industries. The largest losses were in the hospitality sector (40% of net job loss), healthcare and social assistance (15%), retail (11%), and manufacturing (8%) sectors.

# Unemployment Rates

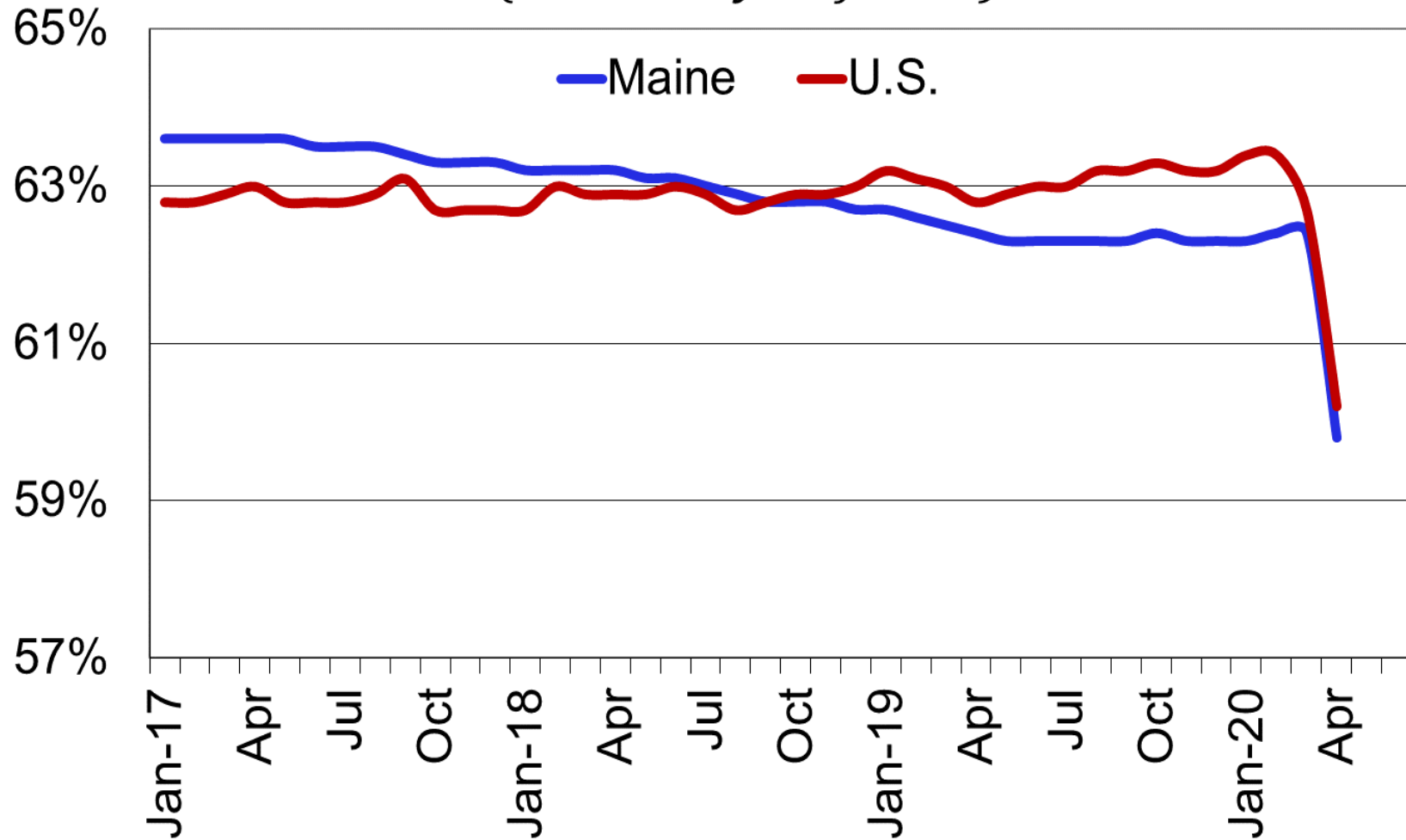
*(Seasonally Adjusted)*



Unemployment rates surged in April to 14.7% for the nation, 13.6% for New England, and 10.6% for Maine.

# Labor Force Participation Rates

*(Seasonally Adjusted)*

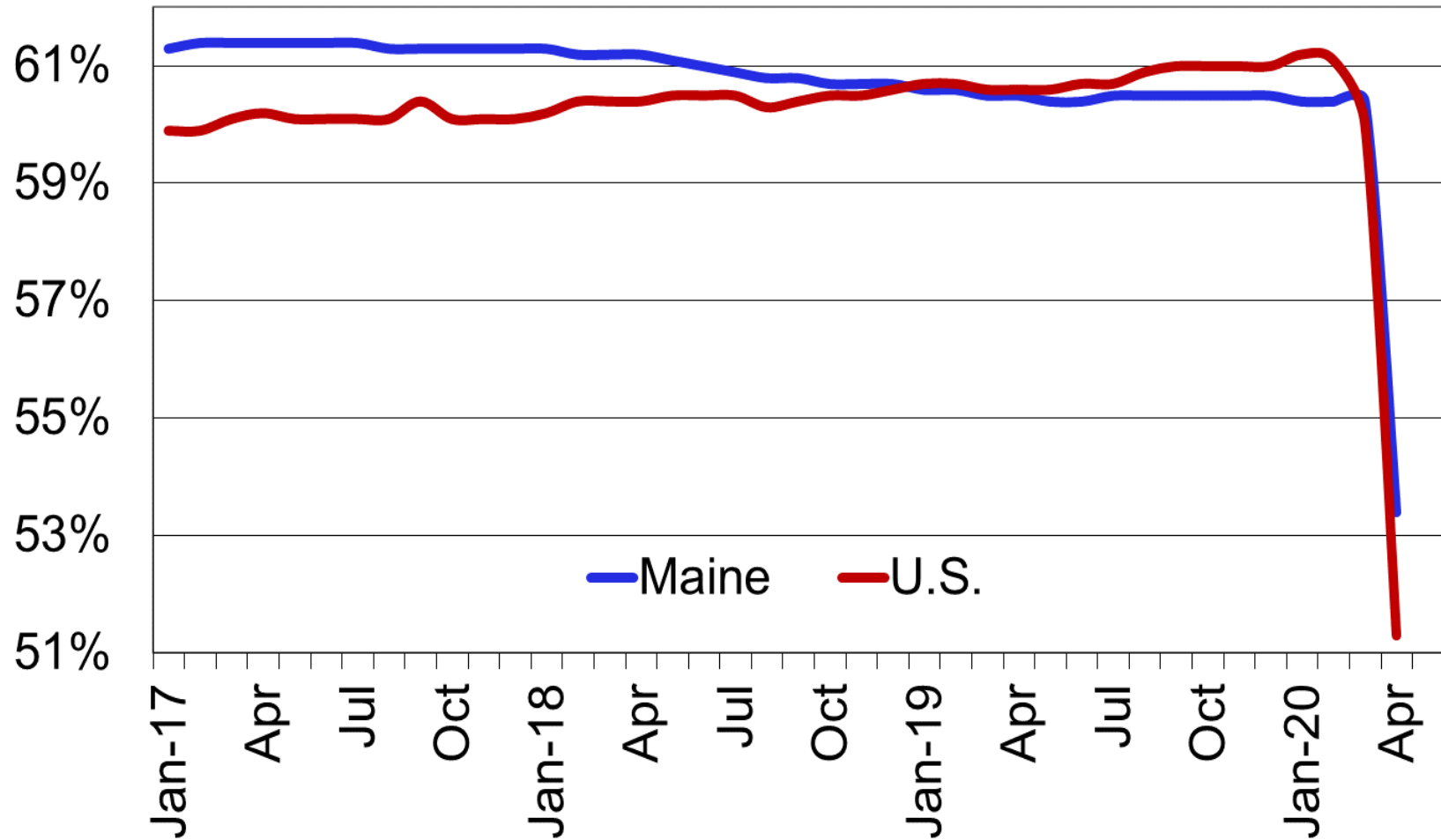


Unemployment rates do not fully reflect the magnitude of employment loss during this period because there was also a sharp decline in labor force participation.

*To be counted as unemployed a person must have engaged in work search and been available to work. Jobless people who don't meet both of those criteria are not in the labor force (including retirees, full-time students, homemakers, and others).*

# Employment to Population Ratios

*(Seasonally Adjusted)*



The employment rate did not go down as sharply in Maine as the nation, which is the primary reason our unemployment rate did not increase as sharply.

If not for personal safety concerns and stay at home orders, close to 29,000 more people would have been in the labor force, and Maine's unemployment rate would have been over 14%.

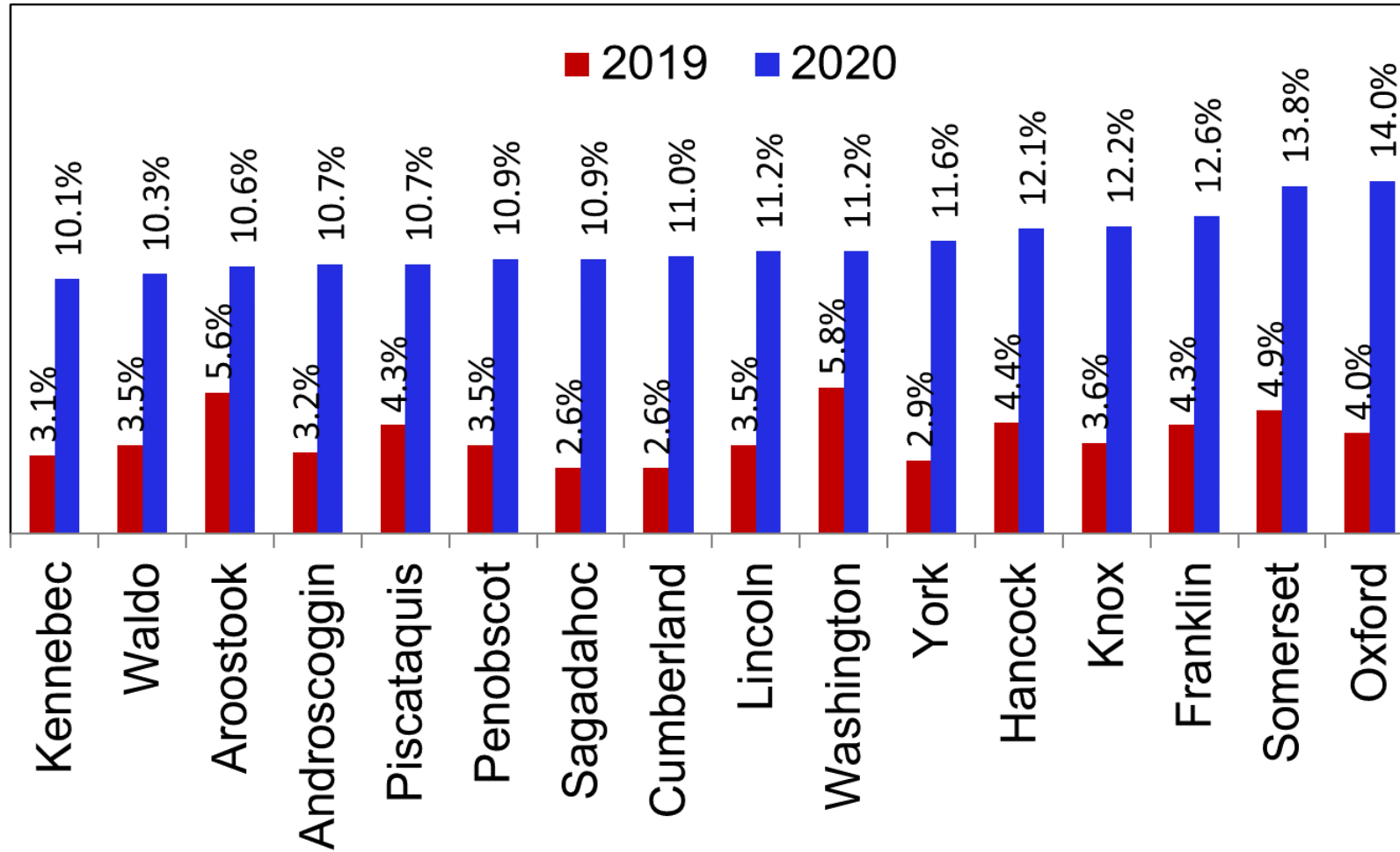
	Civilian Labor Force			Resident Employment			Unemployed			Alternative April Unemployment Rate
	Feb	April	Change	Feb	April	Change	Feb	April	Change	
Maine	695,000	666,500	-28,600	673,000	595,700	-77,300	22,000	70,800	48,700	
	Labor Force Participation			Employment to Population			Unemployment Rate			
Maine	62.4%	59.8%	-2.6%	60.4%	53.4%	-7.0%	3.2%	10.6%	7.4%	14.3%
U.S.	63.4%	60.2%	-3.2%	61.1%	51.3%	-9.8%	3.5%	14.7%	11.2%	18.9%

*Numbers may not add due to rounding. Calculations of change are based on unrounded data.*



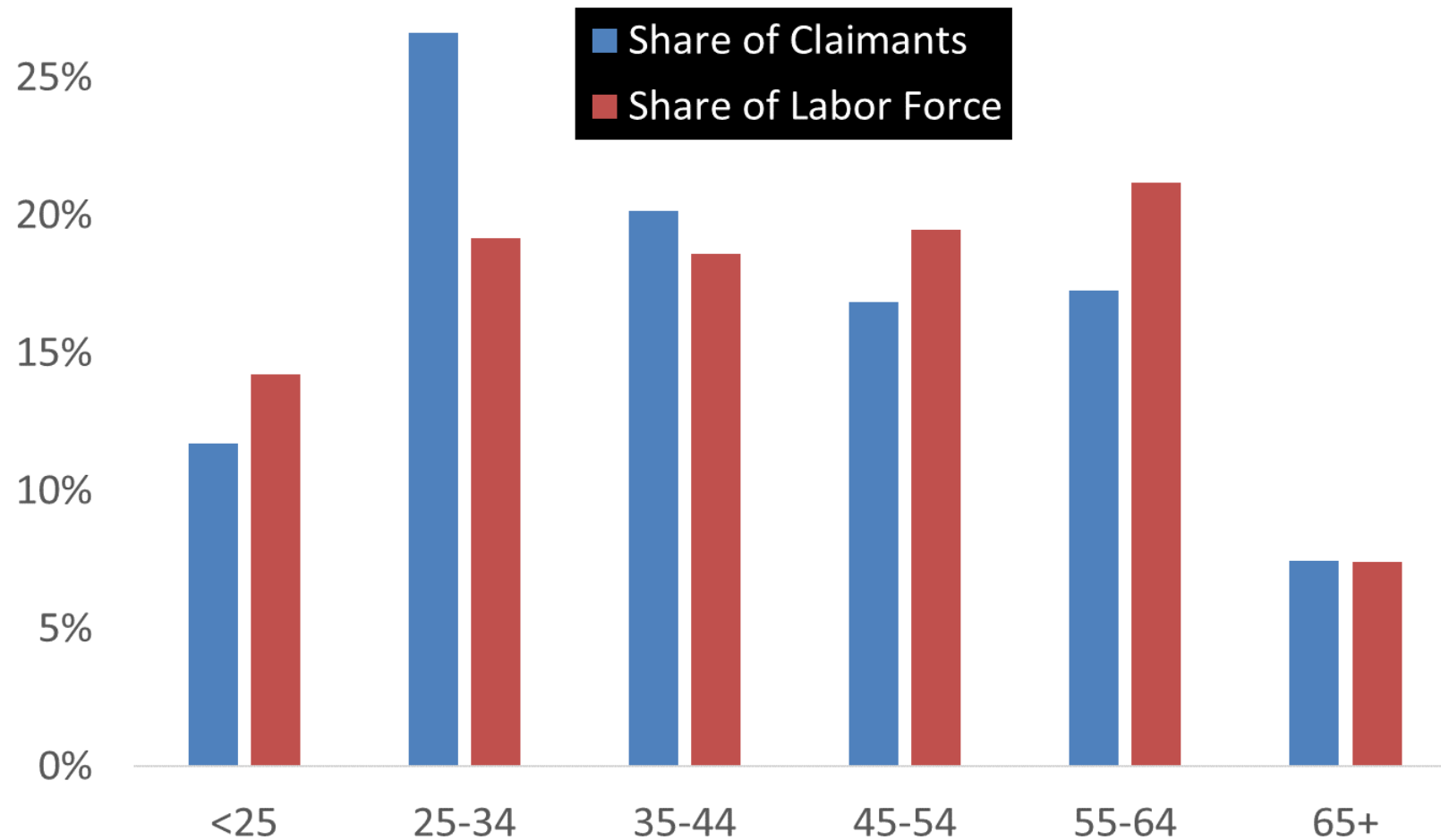
# April County Unemployment Rates

*(Not Seasonally Adjusted)*



Unemployment rates increased sharply throughout the state, especially in the south where conditions were best before the pandemic. The smallest increases were in northern rural areas where unemployment had long been highest.

## Share of Continued Claimants & Labor Force by Age Group



A large share of claims for unemployment benefits in April were by people under 35 years of age. (Those under 25 are under represented in claims relative to their unemployment because many lack eligibility due to movements into and out of the labor force related to the school year.)