

December 23, 2009

AXYS Analytical Services
ATTN: Angelica Whetung
2045 Mills Road West
Sidney BC V8L 5X2
awhetung@axys.com

RE: Work Order: 0939019
Client Contract No: 4574

Project: AXS018
Purchase Order: 13691-A

Dear Ms. Whetung,

On September 24, 2009, Brooks Rand Labs (BRL) received twenty-five (25) homogenized fish tissue samples. Samples were logged-in for the contracted analyses of mercury (Hg), silver (Ag), aluminum (Al), cadmium (Cd), chromium (Cr), copper (Cu), iron (Fe), lead (Pb), nickel (Ni), selenium (Se), zinc (Zn), and total solids determination. All samples were received, prepared, analyzed, and stored according to BRL SOPs and EPA methodology.

BRL observed CRM recoveries for both Al and Pb analyses that did not meet the lower acceptance criteria limit (70 – 130%). CRMs DORM-3 (fish protein) was certified Al and Pb analysis, while CRM IAEA-407 (fish homogenate) was certified for Pb analysis and provided an information value for Al analysis. All samples were re-analyzed and the results confirmed the initial recoveries. Samples were then re-prepared and re-analyzed; CRM recoveries did not demonstrate an improvement in the extraction of either element.

A nitric acid digestion procedure was used to prepare all samples and has been the standard digestion method for all biota samples. Since the consistently low CRM recoveries were observed (October 2009), BRL has been performing various digestion techniques and will report all quality assurance data and sample results for the analysis of Al and Pb in a separate report addendum.

Sample results have been reported on a wet and dry-weight basis in both the hard copy report and electronic data deliverables. The reporting units of all batch quality control samples in which client samples were utilized have been reported on a dry-weight basis. All other quality control samples (i.e. CRMs, BLKs) have been reported on a wet-weight basis. This was due to a limitation of BRL's laboratory information management system.

In instances when the native sample result was below the sample-specific MDL the RPD was not calculated between the DUP result and the native sample result, as the RPD would not be considered a valid indication of duplicate precision.

Sequence 0900842, Batch B091376 – Total Hg

The analysis of the first BLK produced a result that was omitted as a Grubb's outlier and the –BLK1 result was not included in the blank-correction calculations. Consequently, the sample results were blank corrected using the average of the three remaining BLK samples.

Due to unknown historical sample concentrations, all MS/MSD sets were spiked at concentrations greater than 5 times the native sample results. Recoveries have been reported to demonstrate duplicate precision only. All other quality control sample results met the acceptance criteria.

Sequence 0900876, Batch B091422 – Ag, Cd, Cr, Cu, Ni, Se, Zn

Both reported CRMs (DORM-3 and IAEA-407) were certified for Ag analysis at levels less than the MRL (0.100 mg/kg) and were not reported.

The Cr and Ni analyses of CRM IAEA 407 Fish Homogenate produced recoveries below the acceptance criteria at 63% and 70%. However, the results and the respective certified values were less than five times the MRLs for both Cr and Ni, and the difference between the results were less than two times their respective MRLs. Therefore the secondary respective criterion was met and no qualification of the data was necessary.

The Zn analysis of the –DUP1, performed on sample *L13452-3 / Winnicut- 10 Males* (0939019-03), produced an RPD exceeding the limit at 51%. The sample result was qualified **M** for duplicate imprecision. As two other DUP quality control samples produced acceptable RPDs no additional qualification of the results was required.

All MS/MSD sets analyzed for Ag and Cd were spiked at concentrations greater than five times the native sample results. The last two MS/MSD sets for Ni analysis and the –MS/MSD3 set for Cr and Cu analyses were spiked at concentrations too much greater than the native sample results. Conversely, -MS/MSD1 for Cr analysis were spiked at concentrations less than the native sample result. Recoveries have been reported to demonstrate duplicate precision only. All other quality control sample results met the acceptance criteria.

Sequence 0900885, Batch B091502 – Fe

The analysis of –DUP1 and –DUP3 and the corresponding sample results [*L13452-3 / Winnicut- 10 Males* (0939019-03) & *L13452-21 / Deer Meadow BK- 20 Females* (0939019-21)] produced RPDs which exceeded the control limit at 45% and 117%. The native sample result and –DUP1 result were less than five times the MRL and the difference between the results was less two times the MRL; satisfying the secondary acceptance criteria. However, sample *L13452-21 / Deer Meadow BK- 20 Females* (0939019-21) was qualified **M** for duplicate imprecision. No further qualification of the data was required on the basis of the one additional passing –DUP2 RPD.

All MS/MSD sets were spiked at concentration greater than five times the native sample results. The recoveries have been reported to demonstrate duplicate precision only.

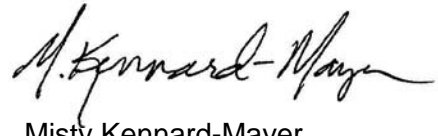
The results were method blank corrected as described in the calculations section of the relevant BRL SOP(s) and may have been evaluated using reporting limits that have been adjusted to account for sample aliquot size. Please refer to the *Sample Results* page for sample-specific MDLs, MRLs, and other details. All data was reported without further qualification and other all associated quality control sample results meet the acceptance criteria.

BRL, an accredited laboratory, certifies that the reported results of all analyses for which BRL is NELAP accredited meet all NELAP requirements. For more information please see the *Report Information* page in your report. Please feel free to contact us if you have any questions regarding this report.

Sincerely,



Tiffany Stilwater
Project Manager
tiffany@brooksrnd.com



Misty Kennard-Mayer
Project Manager
misty@brooksrnd.com

Report Information

Laboratory Accreditation

BRL is accredited by the *National Environmental Laboratory Accreditation Program* (NELAP) through the State of Florida Department of Health, Bureau of Laboratories (E87982) and is certified to perform many environmental analyses. BRL is also certified by many other states to perform environmental analyses. For a current list of our accreditations/certifications, please visit our website at <<http://www.brooksrand.com/default.asp?contentID=586>>. Results reported relate only to the samples listed in the report.

Field Quality Control Samples

Please be notified that certain EPA methods require the collection of field quality control samples of an appropriate type and frequency; failure to do so is considered a deviation from some methods and for compliance purposes should only be done with the approval of regulatory authorities. Please see the specific EPA methods for details regarding required field quality control samples.

Common Abbreviations


BLK	method blank	MS	matrix spike
BRL	Brooks Rand Labs	MSD	matrix spike duplicate
BS	laboratory fortified blank	ND	non-detect
CAL	calibration standard	NR	non-reportable
CCV	continuing calibration verification	PS	post preparation spike
COC	chain of custody record	REC	percent recovery
CRM	certified reference material	RPD	relative percent difference
D	dissolved fraction	RSD	relative standard deviation
DUP	duplicate	SCV	secondary calibration verification
ICV	initial calibration verification	SOP	standard operating procedure
MDL	method detection limit	SRM	standard reference material
MRL	method reporting limit	T	total recoverable fraction

Definition of Data Qualifiers

(Effective 9/23/09)

B	Detected by the instrument, the result is > the MDL but ≤ the MRL. Result is reported and considered an estimate.
E	An estimated value due to the presence of interferences. A full explanation is presented in the narrative.
H	Holding time and/or preservation requirements not met. Result is estimated.
J	Estimated value. A full explanation is presented in the narrative.
J-M	Duplicate precision (RPD) for associated QC sample was not within acceptance criteria. Result is estimated.
J-N	Spike recovery for associated QC sample was not within acceptance criteria. Result is estimated.
M	Duplicate precision (RPD) was not within acceptance criteria. Result is estimated.
N	Spike recovery was not within acceptance criteria. Result is estimated.
R	Rejected, unusable value. A full explanation is presented in the narrative.
U	Result is ≤ the MDL or client requested reporting limit (CRRL). Result reported as the MDL or CRRL.
X	Result is not BLK-corrected and is within 10x the absolute value of the highest detectable BLK in the batch. Result is estimated.

These qualifiers are based on those previously utilized by Brooks Rand, Ltd., those found in the EPA SOW_ILM03.0, Exhibit B, Section III, pg. B-18, and the USEPA Laboratory Data Validation Functional Guidelines for Evaluating Inorganic Analyses; USEPA; July 2002. These supersede all previous qualifiers ever employed by BRL.



Sample Information

Sample	Lab ID	Report Matrix	Type	Sampled	Received
L13452-1 / Chandler River- 6 Females	0939019-01	Tissue	Sample	unknown	09/24/2009
L13452-2 / East Bay- 9 Females	0939019-02	Tissue	Sample	unknown	09/24/2009
L13452-3 / Winnicut- 10 Males	0939019-03	Tissue	Sample	unknown	09/24/2009
L13452-4 / Tannery Brook- 10 Males	0939019-04	Tissue	Sample	unknown	09/24/2009
L13452-5 / Fore River- 6 Females	0939019-05	Tissue	Sample	unknown	09/24/2009
L13452-6 / Parker River- 10 Females	0939019-06	Tissue	Sample	unknown	09/24/2009
L13452-7 / Deer Meadow Bk- 20 Males	0939019-07	Tissue	Sample	unknown	09/24/2009
L13452-8 / North River- 3 Males	0939019-08	Tissue	Sample	unknown	09/24/2009
L13452-9 / North River- 2 Females	0939019-09	Tissue	Sample	unknown	09/24/2009
L13452-10 / Crane River -10 Females	0939019-10	Tissue	Sample	unknown	09/24/2009
L13452-11 / Squamscott R. -11 Females	0939019-11	Tissue	Sample	unknown	09/24/2009
L13452-12 / Squamscott R. - 10 Males	0939019-12	Tissue	Sample	unknown	09/24/2009
L13452-13 / Long Creek - 12 Males	0939019-13	Tissue	Sample	unknown	09/24/2009
L13452-14 / Jones River- 10 Males	0939019-14	Tissue	Sample	unknown	09/24/2009
L13452-15 / Jones River- 10 Females	0939019-15	Tissue	Sample	unknown	09/24/2009
L13452-16 / Mast Landing -10 Males	0939019-16	Tissue	Sample	unknown	09/24/2009
L13452-17 / Tannery Brook - 10 Females	0939019-17	Tissue	Sample	unknown	09/24/2009
L13452-18 / East Bay - 10 Males	0939019-18	Tissue	Sample	unknown	09/24/2009
L13452-19 / Mast Landing - 10 Females	0939019-19	Tissue	Sample	unknown	09/24/2009
L13452-20 / Chandler River - 7 Males	0939019-20	Tissue	Sample	unknown	09/24/2009
L13452-21 / Deer Meadow Bk- 20 Females	0939019-21	Tissue	Sample	unknown	09/24/2009
L13452-22 / Long Creek- 7 Females	0939019-22	Tissue	Sample	unknown	09/24/2009
L13452-23 / Crane River- 10 Males	0939019-23	Tissue	Sample	unknown	09/24/2009
L13452-24 / Parker River- 10 Males	0939019-24	Tissue	Sample	unknown	09/24/2009
L13452-25 / Fore River - 10 Males	0939019-25	Tissue	Sample	unknown	09/24/2009

Work Order: 0939019
Project ID: AXS018
PM: Tiffany Stilwater



Client PM: Angelica Whetung
Client PO: 13691-A


Batch Summary

Analyte	Lab Matrix	Method	Prepared	Analyzed	Batch	Sequence
%TS	Biota	SM 2540G	10/09/2009	10/14/2009	B091377	N/A
Ag	Biota	EPA Method 1638 mod.	10/21/2009	10/22/2009	B091422	0900876
Cd	Biota	EPA Method 1638 mod.	10/21/2009	10/22/2009	B091422	0900876
Cr	Biota	EPA Method 1638 mod.	10/21/2009	10/22/2009	B091422	0900876
Cu	Biota	EPA Method 1638 mod.	10/21/2009	10/22/2009	B091422	0900876
Fe	Biota	EPA Method 1638 mod.	10/21/2009	10/23/2009	B091502	0900885
Hg	Biota	EPA Method 1631, Appendix	10/09/2009	10/13/2009	B091376	0900842
Ni	Biota	EPA Method 1638 mod.	10/21/2009	10/22/2009	B091422	0900876
Se	Biota	EPA Method 1638 mod.	10/21/2009	10/22/2009	B091422	0900876
Zn	Biota	EPA Method 1638 mod.	10/21/2009	10/22/2009	B091422	0900876




Sample Results

Sample	Analyte	Report Matrix	Fraction	Result	Qualifier	MDL	MRL	Unit	Batch	Sequence
L13452-1 / Chandler River- 6 Females										
0939019-01	%TS	Tissue	N/A	21.72		0.10	0.33	%	B091377	N/A
0939019-01	Ag	Tissue	N/A	0.046	U	0.046	0.456	mg/kg dry	B091422	0900876
0939019-01	Ag	Tissue	N/A	0.010	U	0.010	0.099	mg/kg	B091422	0900876
0939019-01	Cd	Tissue	N/A	0.014	U	0.014	0.046	mg/kg dry	B091422	0900876
0939019-01	Cd	Tissue	N/A	0.003	U	0.003	0.010	mg/kg	B091422	0900876
0939019-01	Cr	Tissue	N/A	0.48	B	0.23	0.68	mg/kg dry	B091422	0900876
0939019-01	Cr	Tissue	N/A	0.10	B	0.05	0.15	mg/kg	B091422	0900876
0939019-01	Cu	Tissue	N/A	1.94		0.14	0.73	mg/kg dry	B091422	0900876
0939019-01	Cu	Tissue	N/A	0.42		0.03	0.16	mg/kg	B091422	0900876
0939019-01	Fe	Tissue	N/A	18.6	B	5.5	22.8	mg/kg dry	B091502	0900885
0939019-01	Fe	Tissue	N/A	4.0	B	1.2	5.0	mg/kg	B091502	0900885
0939019-01	Hg	Tissue	N/A	338		7.24	18.1	µg/kg dry	B091376	0900842
0939019-01	Hg	Tissue	N/A	73.5		1.57	3.93	µg/kg	B091376	0900842
0939019-01	Ni	Tissue	N/A	0.23	U	0.23	0.91	mg/kg dry	B091422	0900876
0939019-01	Ni	Tissue	N/A	0.05	U	0.05	0.20	mg/kg	B091422	0900876
0939019-01	Se	Tissue	N/A	1.38		0.23	0.68	mg/kg dry	B091422	0900876
0939019-01	Se	Tissue	N/A	0.30		0.05	0.15	mg/kg	B091422	0900876
0939019-01	Zn	Tissue	N/A	60.4		1.28	4.56	mg/kg dry	B091422	0900876
0939019-01	Zn	Tissue	N/A	13.1		0.28	0.99	mg/kg	B091422	0900876
L13452-10 / Crane River -10 Females										
0939019-10	%TS	Tissue	N/A	21.57		0.10	0.33	%	B091377	N/A
0939019-10	Ag	Tissue	N/A	0.046	U	0.046	0.455	mg/kg dry	B091422	0900876
0939019-10	Ag	Tissue	N/A	0.010	U	0.010	0.098	mg/kg	B091422	0900876
0939019-10	Cd	Tissue	N/A	0.014	U	0.014	0.046	mg/kg dry	B091422	0900876
0939019-10	Cd	Tissue	N/A	0.003	U	0.003	0.010	mg/kg	B091422	0900876
0939019-10	Cr	Tissue	N/A	0.23	U	0.23	0.68	mg/kg dry	B091422	0900876
0939019-10	Cr	Tissue	N/A	0.05	U	0.05	0.15	mg/kg	B091422	0900876
0939019-10	Cu	Tissue	N/A	1.72		0.14	0.73	mg/kg dry	B091422	0900876
0939019-10	Cu	Tissue	N/A	0.37		0.03	0.16	mg/kg	B091422	0900876
0939019-10	Fe	Tissue	N/A	15.7	B	5.5	22.8	mg/kg dry	B091502	0900885
0939019-10	Fe	Tissue	N/A	3.4	B	1.2	4.9	mg/kg	B091502	0900885
0939019-10	Hg	Tissue	N/A	375		7.12	17.8	µg/kg dry	B091376	0900842
0939019-10	Hg	Tissue	N/A	80.9		1.54	3.84	µg/kg	B091376	0900842
0939019-10	Ni	Tissue	N/A	0.23	U	0.23	0.91	mg/kg dry	B091422	0900876
0939019-10	Ni	Tissue	N/A	0.05	U	0.05	0.20	mg/kg	B091422	0900876
0939019-10	Se	Tissue	N/A	0.90		0.23	0.68	mg/kg dry	B091422	0900876
0939019-10	Se	Tissue	N/A	0.19		0.05	0.15	mg/kg	B091422	0900876
0939019-10	Zn	Tissue	N/A	62.2		1.27	4.55	mg/kg dry	B091422	0900876
0939019-10	Zn	Tissue	N/A	13.4		0.28	0.98	mg/kg	B091422	0900876



Sample Results

Sample	Analyte	Report Matrix	Fraction	Result	Qualifier	MDL	MRL	Unit	Batch	Sequence
L13452-11 / Squamscott R. -11 Females										
0939019-11	%TS	Tissue	N/A	20.39		0.10	0.33	%	B091377	N/A
0939019-11	Ag	Tissue	N/A	0.047	U	0.047	0.473	mg/kg dry	B091422	0900876
0939019-11	Ag	Tissue	N/A	0.010	U	0.010	0.097	mg/kg	B091422	0900876
0939019-11	Cd	Tissue	N/A	0.018	B	0.014	0.047	mg/kg dry	B091422	0900876
0939019-11	Cd	Tissue	N/A	0.004	B	0.003	0.010	mg/kg	B091422	0900876
0939019-11	Cr	Tissue	N/A	0.52	B	0.24	0.71	mg/kg dry	B091422	0900876
0939019-11	Cr	Tissue	N/A	0.11	B	0.05	0.14	mg/kg	B091422	0900876
0939019-11	Cu	Tissue	N/A	2.28		0.14	0.76	mg/kg dry	B091422	0900876
0939019-11	Cu	Tissue	N/A	0.46		0.03	0.15	mg/kg	B091422	0900876
0939019-11	Fe	Tissue	N/A	17.4	B	5.7	23.7	mg/kg dry	B091502	0900885
0939019-11	Fe	Tissue	N/A	3.5	B	1.2	4.8	mg/kg	B091502	0900885
0939019-11	Hg	Tissue	N/A	419		7.68	19.2	µg/kg dry	B091376	0900842
0939019-11	Hg	Tissue	N/A	85.4		1.57	3.91	µg/kg	B091376	0900842
0939019-11	Ni	Tissue	N/A	0.24	U	0.24	0.95	mg/kg dry	B091422	0900876
0939019-11	Ni	Tissue	N/A	0.05	U	0.05	0.19	mg/kg	B091422	0900876
0939019-11	Se	Tissue	N/A	1.06		0.24	0.71	mg/kg dry	B091422	0900876
0939019-11	Se	Tissue	N/A	0.22		0.05	0.14	mg/kg	B091422	0900876
0939019-11	Zn	Tissue	N/A	74.5		1.33	4.73	mg/kg dry	B091422	0900876
0939019-11	Zn	Tissue	N/A	15.2		0.27	0.97	mg/kg	B091422	0900876
L13452-12 / Squamscott R. - 10 Males										
0939019-12	%TS	Tissue	N/A	20.76		0.10	0.33	%	B091377	N/A
0939019-12	Ag	Tissue	N/A	0.046	U	0.046	0.458	mg/kg dry	B091422	0900876
0939019-12	Ag	Tissue	N/A	0.010	U	0.010	0.095	mg/kg	B091422	0900876
0939019-12	Cd	Tissue	N/A	0.019	B	0.014	0.046	mg/kg dry	B091422	0900876
0939019-12	Cd	Tissue	N/A	0.004	B	0.003	0.010	mg/kg	B091422	0900876
0939019-12	Cr	Tissue	N/A	0.23	U	0.23	0.69	mg/kg dry	B091422	0900876
0939019-12	Cr	Tissue	N/A	0.05	U	0.05	0.14	mg/kg	B091422	0900876
0939019-12	Cu	Tissue	N/A	6.46		0.14	0.73	mg/kg dry	B091422	0900876
0939019-12	Cu	Tissue	N/A	1.34		0.03	0.15	mg/kg	B091422	0900876
0939019-12	Fe	Tissue	N/A	22.1	B	5.5	22.9	mg/kg dry	B091502	0900885
0939019-12	Fe	Tissue	N/A	4.6	B	1.1	4.8	mg/kg	B091502	0900885
0939019-12	Hg	Tissue	N/A	407		7.37	18.4	µg/kg dry	B091376	0900842
0939019-12	Hg	Tissue	N/A	84.5		1.53	3.82	µg/kg	B091376	0900842
0939019-12	Ni	Tissue	N/A	0.91	B	0.23	0.92	mg/kg dry	B091422	0900876
0939019-12	Ni	Tissue	N/A	0.19	B	0.05	0.19	mg/kg	B091422	0900876
0939019-12	Se	Tissue	N/A	0.98		0.23	0.69	mg/kg dry	B091422	0900876
0939019-12	Se	Tissue	N/A	0.20		0.05	0.14	mg/kg	B091422	0900876
0939019-12	Zn	Tissue	N/A	51.2		1.28	4.58	mg/kg dry	B091422	0900876
0939019-12	Zn	Tissue	N/A	10.6		0.27	0.95	mg/kg	B091422	0900876



Sample Results

Sample	Analyte	Report Matrix	Fraction	Result	Qualifier	MDL	MRL	Unit	Batch	Sequence
L13452-13 / Long Creek - 12 Males										
0939019-13	%TS	Tissue	N/A	22.06		0.10	0.33	%	B091377	N/A
0939019-13	Ag	Tissue	N/A	0.044	U	0.044	0.437	mg/kg dry	B091422	0900876
0939019-13	Ag	Tissue	N/A	0.010	U	0.010	0.096	mg/kg	B091422	0900876
0939019-13	Cd	Tissue	N/A	0.019	B	0.013	0.044	mg/kg dry	B091422	0900876
0939019-13	Cd	Tissue	N/A	0.004	B	0.003	0.010	mg/kg	B091422	0900876
0939019-13	Cr	Tissue	N/A	0.35	B	0.22	0.66	mg/kg dry	B091422	0900876
0939019-13	Cr	Tissue	N/A	0.08	B	0.05	0.14	mg/kg	B091422	0900876
0939019-13	Cu	Tissue	N/A	2.69		0.13	0.70	mg/kg dry	B091422	0900876
0939019-13	Cu	Tissue	N/A	0.59		0.03	0.15	mg/kg	B091422	0900876
0939019-13	Fe	Tissue	N/A	19.1	B	5.2	21.8	mg/kg dry	B091502	0900885
0939019-13	Fe	Tissue	N/A	4.2	B	1.2	4.8	mg/kg	B091502	0900885
0939019-13	Hg	Tissue	N/A	382		7.20	18.0	µg/kg dry	B091376	0900842
0939019-13	Hg	Tissue	N/A	84.2		1.59	3.97	µg/kg	B091376	0900842
0939019-13	Ni	Tissue	N/A	0.22	U	0.22	0.87	mg/kg dry	B091422	0900876
0939019-13	Ni	Tissue	N/A	0.05	U	0.05	0.19	mg/kg	B091422	0900876
0939019-13	Se	Tissue	N/A	1.31		0.22	0.66	mg/kg dry	B091422	0900876
0939019-13	Se	Tissue	N/A	0.29		0.05	0.14	mg/kg	B091422	0900876
0939019-13	Zn	Tissue	N/A	58.0		1.22	4.37	mg/kg dry	B091422	0900876
0939019-13	Zn	Tissue	N/A	12.8		0.27	0.96	mg/kg	B091422	0900876
L13452-14 / Jones River- 10 Males										
0939019-14	%TS	Tissue	N/A	21.06		0.10	0.33	%	B091377	N/A
0939019-14	Ag	Tissue	N/A	0.041	U	0.041	0.405	mg/kg dry	B091422	0900876
0939019-14	Ag	Tissue	N/A	0.009	U	0.009	0.085	mg/kg	B091422	0900876
0939019-14	Cd	Tissue	N/A	0.012	U	0.012	0.041	mg/kg dry	B091422	0900876
0939019-14	Cd	Tissue	N/A	0.003	U	0.003	0.009	mg/kg	B091422	0900876
0939019-14	Cr	Tissue	N/A	0.20	U	0.20	0.61	mg/kg dry	B091422	0900876
0939019-14	Cr	Tissue	N/A	0.04	U	0.04	0.13	mg/kg	B091422	0900876
0939019-14	Cu	Tissue	N/A	7.06		0.12	0.65	mg/kg dry	B091422	0900876
0939019-14	Cu	Tissue	N/A	1.49		0.03	0.14	mg/kg	B091422	0900876
0939019-14	Fe	Tissue	N/A	29.0		4.9	20.3	mg/kg dry	B091502	0900885
0939019-14	Fe	Tissue	N/A	6.1		1.0	4.3	mg/kg	B091502	0900885
0939019-14	Hg	Tissue	N/A	322		6.98	17.5	µg/kg dry	B091376	0900842
0939019-14	Hg	Tissue	N/A	67.8		1.47	3.68	µg/kg	B091376	0900842
0939019-14	Ni	Tissue	N/A	0.94		0.20	0.81	mg/kg dry	B091422	0900876
0939019-14	Ni	Tissue	N/A	0.20		0.04	0.17	mg/kg	B091422	0900876
0939019-14	Se	Tissue	N/A	1.06		0.20	0.61	mg/kg dry	B091422	0900876
0939019-14	Se	Tissue	N/A	0.22		0.04	0.13	mg/kg	B091422	0900876
0939019-14	Zn	Tissue	N/A	66.4		1.13	4.05	mg/kg dry	B091422	0900876
0939019-14	Zn	Tissue	N/A	14.0		0.24	0.85	mg/kg	B091422	0900876




Sample Results

Sample	Analyte	Report Matrix	Fraction	Result	Qualifier	MDL	MRL	Unit	Batch	Sequence
L13452-15 / Jones River- 10 Females										
0939019-15	%TS	Tissue	N/A	20.96		0.10	0.33	%	B091377	N/A
0939019-15	Ag	Tissue	N/A	0.044	U	0.044	0.437	mg/kg dry	B091422	0900876
0939019-15	Ag	Tissue	N/A	0.009	U	0.009	0.092	mg/kg	B091422	0900876
0939019-15	Cd	Tissue	N/A	0.013	U	0.013	0.044	mg/kg dry	B091422	0900876
0939019-15	Cd	Tissue	N/A	0.003	U	0.003	0.009	mg/kg	B091422	0900876
0939019-15	Cr	Tissue	N/A	2.00		0.22	0.66	mg/kg dry	B091422	0900876
0939019-15	Cr	Tissue	N/A	0.42		0.05	0.14	mg/kg	B091422	0900876
0939019-15	Cu	Tissue	N/A	1.96		0.13	0.70	mg/kg dry	B091422	0900876
0939019-15	Cu	Tissue	N/A	0.41		0.03	0.15	mg/kg	B091422	0900876
0939019-15	Fe	Tissue	N/A	16.7	B	5.2	21.8	mg/kg dry	B091502	0900885
0939019-15	Fe	Tissue	N/A	3.5	B	1.1	4.6	mg/kg	B091502	0900885
0939019-15	Hg	Tissue	N/A	380		7.30	18.2	µg/kg dry	B091376	0900842
0939019-15	Hg	Tissue	N/A	79.6		1.53	3.82	µg/kg	B091376	0900842
0939019-15	Ni	Tissue	N/A	0.84	B	0.22	0.87	mg/kg dry	B091422	0900876
0939019-15	Ni	Tissue	N/A	0.18	B	0.05	0.18	mg/kg	B091422	0900876
0939019-15	Se	Tissue	N/A	0.82		0.22	0.66	mg/kg dry	B091422	0900876
0939019-15	Se	Tissue	N/A	0.17		0.05	0.14	mg/kg	B091422	0900876
0939019-15	Zn	Tissue	N/A	765		1.22	4.37	mg/kg dry	B091422	0900876
0939019-15	Zn	Tissue	N/A	160		0.26	0.92	mg/kg	B091422	0900876
L13452-16 / Mast Landing -10 Males										
0939019-16	%TS	Tissue	N/A	22.00		0.10	0.33	%	B091377	N/A
0939019-16	Ag	Tissue	N/A	0.041	U	0.041	0.410	mg/kg dry	B091422	0900876
0939019-16	Ag	Tissue	N/A	0.009	U	0.009	0.090	mg/kg	B091422	0900876
0939019-16	Cd	Tissue	N/A	0.018	B	0.012	0.041	mg/kg dry	B091422	0900876
0939019-16	Cd	Tissue	N/A	0.004	B	0.003	0.009	mg/kg	B091422	0900876
0939019-16	Cr	Tissue	N/A	0.36	B	0.20	0.61	mg/kg dry	B091422	0900876
0939019-16	Cr	Tissue	N/A	0.08	B	0.05	0.14	mg/kg	B091422	0900876
0939019-16	Cu	Tissue	N/A	2.39		0.12	0.66	mg/kg dry	B091422	0900876
0939019-16	Cu	Tissue	N/A	0.53		0.03	0.14	mg/kg	B091422	0900876
0939019-16	Fe	Tissue	N/A	15.8	B	4.9	20.5	mg/kg dry	B091502	0900885
0939019-16	Fe	Tissue	N/A	3.5	B	1.1	4.5	mg/kg	B091502	0900885
0939019-16	Hg	Tissue	N/A	279		7.25	18.1	µg/kg dry	B091376	0900842
0939019-16	Hg	Tissue	N/A	61.4		1.60	3.99	µg/kg	B091376	0900842
0939019-16	Ni	Tissue	N/A	0.20	U	0.20	0.82	mg/kg dry	B091422	0900876
0939019-16	Ni	Tissue	N/A	0.05	U	0.05	0.18	mg/kg	B091422	0900876
0939019-16	Se	Tissue	N/A	1.12		0.20	0.61	mg/kg dry	B091422	0900876
0939019-16	Se	Tissue	N/A	0.25		0.05	0.14	mg/kg	B091422	0900876
0939019-16	Zn	Tissue	N/A	59.4		1.15	4.10	mg/kg dry	B091422	0900876
0939019-16	Zn	Tissue	N/A	13.1		0.25	0.90	mg/kg	B091422	0900876




Sample Results

Sample	Analyte	Report Matrix	Fraction	Result	Qualifier	MDL	MRL	Unit	Batch	Sequence
L13452-17 / Tannery Brook - 10 Females										
0939019-17	%TS	Tissue	N/A	20.12		0.10	0.33	%	B091377	N/A
0939019-17	Ag	Tissue	N/A	0.048	U	0.048	0.475	mg/kg dry	B091422	0900876
0939019-17	Ag	Tissue	N/A	0.010	U	0.010	0.096	mg/kg	B091422	0900876
0939019-17	Cd	Tissue	N/A	0.014	U	0.014	0.048	mg/kg dry	B091422	0900876
0939019-17	Cd	Tissue	N/A	0.003	U	0.003	0.010	mg/kg	B091422	0900876
0939019-17	Cr	Tissue	N/A	0.24	U	0.24	0.71	mg/kg dry	B091422	0900876
0939019-17	Cr	Tissue	N/A	0.05	U	0.05	0.14	mg/kg	B091422	0900876
0939019-17	Cu	Tissue	N/A	1.58		0.14	0.76	mg/kg dry	B091422	0900876
0939019-17	Cu	Tissue	N/A	0.32		0.03	0.15	mg/kg	B091422	0900876
0939019-17	Fe	Tissue	N/A	7.6	B	5.7	23.8	mg/kg dry	B091502	0900885
0939019-17	Fe	Tissue	N/A	1.5	B	1.1	4.8	mg/kg	B091502	0900885
0939019-17	Hg	Tissue	N/A	520		7.53	18.8	µg/kg dry	B091376	0900842
0939019-17	Hg	Tissue	N/A	105		1.52	3.79	µg/kg	B091376	0900842
0939019-17	Ni	Tissue	N/A	0.24	U	0.24	0.95	mg/kg dry	B091422	0900876
0939019-17	Ni	Tissue	N/A	0.05	U	0.05	0.19	mg/kg	B091422	0900876
0939019-17	Se	Tissue	N/A	1.02		0.24	0.71	mg/kg dry	B091422	0900876
0939019-17	Se	Tissue	N/A	0.21		0.05	0.14	mg/kg	B091422	0900876
0939019-17	Zn	Tissue	N/A	69.2		1.33	4.75	mg/kg dry	B091422	0900876
0939019-17	Zn	Tissue	N/A	13.9		0.27	0.96	mg/kg	B091422	0900876
L13452-18 / East Bay - 10 Males										
0939019-18	%TS	Tissue	N/A	23.30		0.10	0.33	%	B091377	N/A
0939019-18	Ag	Tissue	N/A	0.043	U	0.043	0.428	mg/kg dry	B091422	0900876
0939019-18	Ag	Tissue	N/A	0.010	U	0.010	0.100	mg/kg	B091422	0900876
0939019-18	Cd	Tissue	N/A	0.013	U	0.013	0.043	mg/kg dry	B091422	0900876
0939019-18	Cd	Tissue	N/A	0.003	U	0.003	0.010	mg/kg	B091422	0900876
0939019-18	Cr	Tissue	N/A	0.21	U	0.21	0.64	mg/kg dry	B091422	0900876
0939019-18	Cr	Tissue	N/A	0.05	U	0.05	0.15	mg/kg	B091422	0900876
0939019-18	Cu	Tissue	N/A	2.61		0.13	0.68	mg/kg dry	B091422	0900876
0939019-18	Cu	Tissue	N/A	0.61		0.03	0.16	mg/kg	B091422	0900876
0939019-18	Fe	Tissue	N/A	26.4		5.1	21.4	mg/kg dry	B091502	0900885
0939019-18	Fe	Tissue	N/A	6.2		1.2	5.0	mg/kg	B091502	0900885
0939019-18	Hg	Tissue	N/A	197		6.30	15.8	µg/kg dry	B091376	0900842
0939019-18	Hg	Tissue	N/A	45.9		1.47	3.67	µg/kg	B091376	0900842
0939019-18	Ni	Tissue	N/A	0.21	U	0.21	0.86	mg/kg dry	B091422	0900876
0939019-18	Ni	Tissue	N/A	0.05	U	0.05	0.20	mg/kg	B091422	0900876
0939019-18	Se	Tissue	N/A	1.10		0.21	0.64	mg/kg dry	B091422	0900876
0939019-18	Se	Tissue	N/A	0.26		0.05	0.15	mg/kg	B091422	0900876
0939019-18	Zn	Tissue	N/A	54.7		1.20	4.28	mg/kg dry	B091422	0900876
0939019-18	Zn	Tissue	N/A	12.7		0.28	1.00	mg/kg	B091422	0900876



Sample Results

Sample	Analyte	Report Matrix	Fraction	Result	Qualifier	MDL	MRL	Unit	Batch	Sequence
L13452-19 / Mast Landing - 10 Females										
0939019-19	%TS	Tissue	N/A	19.03		0.10	0.33	%	B091377	N/A
0939019-19	Ag	Tissue	N/A	0.048	U	0.048	0.478	mg/kg dry	B091422	0900876
0939019-19	Ag	Tissue	N/A	0.009	U	0.009	0.091	mg/kg	B091422	0900876
0939019-19	Cd	Tissue	N/A	0.020	B	0.014	0.048	mg/kg dry	B091422	0900876
0939019-19	Cd	Tissue	N/A	0.004	B	0.003	0.009	mg/kg	B091422	0900876
0939019-19	Cr	Tissue	N/A	0.24	U	0.24	0.72	mg/kg dry	B091422	0900876
0939019-19	Cr	Tissue	N/A	0.05	U	0.05	0.14	mg/kg	B091422	0900876
0939019-19	Cu	Tissue	N/A	1.93		0.14	0.76	mg/kg dry	B091422	0900876
0939019-19	Cu	Tissue	N/A	0.37		0.03	0.15	mg/kg	B091422	0900876
0939019-19	Fe	Tissue	N/A	6.0	B	5.7	23.9	mg/kg dry	B091502	0900885
0939019-19	Fe	Tissue	N/A	1.1	B	1.1	4.5	mg/kg	B091502	0900885
0939019-19	Hg	Tissue	N/A	385		8.17	20.4	µg/kg dry	B091376	0900842
0939019-19	Hg	Tissue	N/A	73.3		1.55	3.89	µg/kg	B091376	0900842
0939019-19	Ni	Tissue	N/A	0.24	U	0.24	0.96	mg/kg dry	B091422	0900876
0939019-19	Ni	Tissue	N/A	0.05	U	0.05	0.18	mg/kg	B091422	0900876
0939019-19	Se	Tissue	N/A	1.06		0.24	0.72	mg/kg dry	B091422	0900876
0939019-19	Se	Tissue	N/A	0.20		0.05	0.14	mg/kg	B091422	0900876
0939019-19	Zn	Tissue	N/A	67.8		1.34	4.78	mg/kg dry	B091422	0900876
0939019-19	Zn	Tissue	N/A	12.9		0.25	0.91	mg/kg	B091422	0900876
L13452-2 / East Bay- 9 Females										
0939019-02	%TS	Tissue	N/A	21.25		0.10	0.33	%	B091377	N/A
0939019-02	Ag	Tissue	N/A	0.045	U	0.045	0.450	mg/kg dry	B091422	0900876
0939019-02	Ag	Tissue	N/A	0.010	U	0.010	0.096	mg/kg	B091422	0900876
0939019-02	Cd	Tissue	N/A	0.013	U	0.013	0.045	mg/kg dry	B091422	0900876
0939019-02	Cd	Tissue	N/A	0.003	U	0.003	0.010	mg/kg	B091422	0900876
0939019-02	Cr	Tissue	N/A	0.30	B	0.22	0.67	mg/kg dry	B091422	0900876
0939019-02	Cr	Tissue	N/A	0.06	B	0.05	0.14	mg/kg	B091422	0900876
0939019-02	Cu	Tissue	N/A	2.48		0.13	0.72	mg/kg dry	B091422	0900876
0939019-02	Cu	Tissue	N/A	0.53		0.03	0.15	mg/kg	B091422	0900876
0939019-02	Fe	Tissue	N/A	11.8	B	5.4	22.5	mg/kg dry	B091502	0900885
0939019-02	Fe	Tissue	N/A	2.5	B	1.1	4.8	mg/kg	B091502	0900885
0939019-02	Hg	Tissue	N/A	313		7.19	18.0	µg/kg dry	B091376	0900842
0939019-02	Hg	Tissue	N/A	66.6		1.53	3.82	µg/kg	B091376	0900842
0939019-02	Ni	Tissue	N/A	0.22	U	0.22	0.90	mg/kg dry	B091422	0900876
0939019-02	Ni	Tissue	N/A	0.05	U	0.05	0.19	mg/kg	B091422	0900876
0939019-02	Se	Tissue	N/A	1.38		0.22	0.67	mg/kg dry	B091422	0900876
0939019-02	Se	Tissue	N/A	0.29		0.05	0.14	mg/kg	B091422	0900876
0939019-02	Zn	Tissue	N/A	70.3		1.26	4.50	mg/kg dry	B091422	0900876
0939019-02	Zn	Tissue	N/A	14.9		0.27	0.96	mg/kg	B091422	0900876




Sample Results

Sample	Analyte	Report Matrix	Fraction	Result	Qualifier	MDL	MRL	Unit	Batch	Sequence
L13452-20 / Chandler River - 7 Males										
0939019-20	%TS	Tissue	N/A	21.70		0.10	0.33	%	B091377	N/A
0939019-20	Ag	Tissue	N/A	0.042	U	0.042	0.417	mg/kg dry	B091422	0900876
0939019-20	Ag	Tissue	N/A	0.009	U	0.009	0.091	mg/kg	B091422	0900876
0939019-20	Cd	Tissue	N/A	0.013	U	0.013	0.042	mg/kg dry	B091422	0900876
0939019-20	Cd	Tissue	N/A	0.003	U	0.003	0.009	mg/kg	B091422	0900876
0939019-20	Cr	Tissue	N/A	1.13		0.21	0.63	mg/kg dry	B091422	0900876
0939019-20	Cr	Tissue	N/A	0.25		0.05	0.14	mg/kg	B091422	0900876
0939019-20	Cu	Tissue	N/A	3.52		0.13	0.67	mg/kg dry	B091422	0900876
0939019-20	Cu	Tissue	N/A	0.76		0.03	0.14	mg/kg	B091422	0900876
0939019-20	Fe	Tissue	N/A	39.9		5.0	20.9	mg/kg dry	B091502	0900885
0939019-20	Fe	Tissue	N/A	8.7		1.1	4.5	mg/kg	B091502	0900885
0939019-20	Hg	Tissue	N/A	235		7.05	17.6	µg/kg dry	B091376	0900842
0939019-20	Hg	Tissue	N/A	51.0		1.53	3.83	µg/kg	B091376	0900842
0939019-20	Ni	Tissue	N/A	0.68	B	0.21	0.83	mg/kg dry	B091422	0900876
0939019-20	Ni	Tissue	N/A	0.15	B	0.05	0.18	mg/kg	B091422	0900876
0939019-20	Se	Tissue	N/A	1.13		0.21	0.63	mg/kg dry	B091422	0900876
0939019-20	Se	Tissue	N/A	0.25		0.05	0.14	mg/kg	B091422	0900876
0939019-20	Zn	Tissue	N/A	62.2		1.17	4.17	mg/kg dry	B091422	0900876
0939019-20	Zn	Tissue	N/A	13.5		0.25	0.91	mg/kg	B091422	0900876
L13452-21 / Deer Meadow Bk- 20 Females										
0939019-21	%TS	Tissue	N/A	20.61		0.10	0.33	%	B091377	N/A
0939019-21	Ag	Tissue	N/A	0.047	U	0.047	0.472	mg/kg dry	B091422	0900876
0939019-21	Ag	Tissue	N/A	0.010	U	0.010	0.097	mg/kg	B091422	0900876
0939019-21	Cd	Tissue	N/A	0.014	U	0.014	0.047	mg/kg dry	B091422	0900876
0939019-21	Cd	Tissue	N/A	0.003	U	0.003	0.010	mg/kg	B091422	0900876
0939019-21	Cr	Tissue	N/A	0.29	B	0.24	0.71	mg/kg dry	B091422	0900876
0939019-21	Cr	Tissue	N/A	0.06	B	0.05	0.15	mg/kg	B091422	0900876
0939019-21	Cu	Tissue	N/A	1.64		0.14	0.76	mg/kg dry	B091422	0900876
0939019-21	Cu	Tissue	N/A	0.34		0.03	0.16	mg/kg	B091422	0900876
0939019-21	Fe	Tissue	N/A	29.4	M	5.7	23.6	mg/kg dry	B091502	0900885
0939019-21	Fe	Tissue	N/A	6.1	M	1.2	4.9	mg/kg	B091502	0900885
0939019-21	Hg	Tissue	N/A	348		7.43	18.6	µg/kg dry	B091376	0900842
0939019-21	Hg	Tissue	N/A	71.8		1.53	3.83	µg/kg	B091376	0900842
0939019-21	Ni	Tissue	N/A	0.24	U	0.24	0.94	mg/kg dry	B091422	0900876
0939019-21	Ni	Tissue	N/A	0.05	U	0.05	0.19	mg/kg	B091422	0900876
0939019-21	Se	Tissue	N/A	0.81		0.24	0.71	mg/kg dry	B091422	0900876
0939019-21	Se	Tissue	N/A	0.17		0.05	0.15	mg/kg	B091422	0900876
0939019-21	Zn	Tissue	N/A	59.6		1.32	4.72	mg/kg dry	B091422	0900876
0939019-21	Zn	Tissue	N/A	12.3		0.27	0.97	mg/kg	B091422	0900876




Sample Results

Sample	Analyte	Report Matrix	Fraction	Result	Qualifier	MDL	MRL	Unit	Batch	Sequence
L13452-22 / Long Creek- 7 Females										
0939019-22	%TS	Tissue	N/A	21.74		0.10	0.33	%	B091377	N/A
0939019-22	Ag	Tissue	N/A	0.041	U	0.041	0.410	mg/kg dry	B091422	0900876
0939019-22	Ag	Tissue	N/A	0.009	U	0.009	0.089	mg/kg	B091422	0900876
0939019-22	Cd	Tissue	N/A	0.012	U	0.012	0.041	mg/kg dry	B091422	0900876
0939019-22	Cd	Tissue	N/A	0.003	U	0.003	0.009	mg/kg	B091422	0900876
0939019-22	Cr	Tissue	N/A	0.58	B	0.20	0.61	mg/kg dry	B091422	0900876
0939019-22	Cr	Tissue	N/A	0.13	B	0.04	0.13	mg/kg	B091422	0900876
0939019-22	Cu	Tissue	N/A	2.14		0.12	0.66	mg/kg dry	B091422	0900876
0939019-22	Cu	Tissue	N/A	0.47		0.03	0.14	mg/kg	B091422	0900876
0939019-22	Fe	Tissue	N/A	12.3	B	4.9	20.5	mg/kg dry	B091502	0900885
0939019-22	Fe	Tissue	N/A	2.7	B	1.1	4.5	mg/kg	B091502	0900885
0939019-22	Hg	Tissue	N/A	323		7.08	17.7	µg/kg dry	B091376	0900842
0939019-22	Hg	Tissue	N/A	70.3		1.54	3.85	µg/kg	B091376	0900842
0939019-22	Ni	Tissue	N/A	0.20	U	0.20	0.82	mg/kg dry	B091422	0900876
0939019-22	Ni	Tissue	N/A	0.04	U	0.04	0.18	mg/kg	B091422	0900876
0939019-22	Se	Tissue	N/A	1.07		0.20	0.61	mg/kg dry	B091422	0900876
0939019-22	Se	Tissue	N/A	0.23		0.04	0.13	mg/kg	B091422	0900876
0939019-22	Zn	Tissue	N/A	58.5		1.15	4.10	mg/kg dry	B091422	0900876
0939019-22	Zn	Tissue	N/A	12.7		0.25	0.89	mg/kg	B091422	0900876
L13452-23 / Crane River- 10 Males										
0939019-23	%TS	Tissue	N/A	20.64		0.10	0.33	%	B091377	N/A
0939019-23	Ag	Tissue	N/A	0.047	U	0.047	0.471	mg/kg dry	B091422	0900876
0939019-23	Ag	Tissue	N/A	0.010	U	0.010	0.097	mg/kg	B091422	0900876
0939019-23	Cd	Tissue	N/A	0.015	B	0.014	0.047	mg/kg dry	B091422	0900876
0939019-23	Cd	Tissue	N/A	0.003	B	0.003	0.010	mg/kg	B091422	0900876
0939019-23	Cr	Tissue	N/A	0.24	U	0.24	0.71	mg/kg dry	B091422	0900876
0939019-23	Cr	Tissue	N/A	0.05	U	0.05	0.15	mg/kg	B091422	0900876
0939019-23	Cu	Tissue	N/A	4.85		0.14	0.75	mg/kg dry	B091422	0900876
0939019-23	Cu	Tissue	N/A	1.00		0.03	0.16	mg/kg	B091422	0900876
0939019-23	Fe	Tissue	N/A	5.7	U	5.7	23.6	mg/kg dry	B091502	0900885
0939019-23	Fe	Tissue	N/A	1.2	U	1.2	4.9	mg/kg	B091502	0900885
0939019-23	Hg	Tissue	N/A	329		7.34	18.3	µg/kg dry	B091376	0900842
0939019-23	Hg	Tissue	N/A	68.0		1.52	3.79	µg/kg	B091376	0900842
0939019-23	Ni	Tissue	N/A	0.67	B	0.24	0.94	mg/kg dry	B091422	0900876
0939019-23	Ni	Tissue	N/A	0.14	B	0.05	0.19	mg/kg	B091422	0900876
0939019-23	Se	Tissue	N/A	1.08		0.24	0.71	mg/kg dry	B091422	0900876
0939019-23	Se	Tissue	N/A	0.22		0.05	0.15	mg/kg	B091422	0900876
0939019-23	Zn	Tissue	N/A	75.9		1.32	4.71	mg/kg dry	B091422	0900876
0939019-23	Zn	Tissue	N/A	15.7		0.27	0.97	mg/kg	B091422	0900876



Sample Results

Sample	Analyte	Report Matrix	Fraction	Result	Qualifier	MDL	MRL	Unit	Batch	Sequence
L13452-24 / Parker River- 10 Males										
0939019-24	%TS	Tissue	N/A	21.94		0.10	0.33	%	B091377	N/A
0939019-24	Ag	Tissue	N/A	0.042	U	0.042	0.424	mg/kg dry	B091422	0900876
0939019-24	Ag	Tissue	N/A	0.009	U	0.009	0.093	mg/kg	B091422	0900876
0939019-24	Cd	Tissue	N/A	0.013	U	0.013	0.042	mg/kg dry	B091422	0900876
0939019-24	Cd	Tissue	N/A	0.003	U	0.003	0.009	mg/kg	B091422	0900876
0939019-24	Cr	Tissue	N/A	0.21	U	0.21	0.64	mg/kg dry	B091422	0900876
0939019-24	Cr	Tissue	N/A	0.05	U	0.05	0.14	mg/kg	B091422	0900876
0939019-24	Cu	Tissue	N/A	2.17		0.13	0.68	mg/kg dry	B091422	0900876
0939019-24	Cu	Tissue	N/A	0.48		0.03	0.15	mg/kg	B091422	0900876
0939019-24	Fe	Tissue	N/A	6.3	B	5.1	21.2	mg/kg dry	B091502	0900885
0939019-24	Fe	Tissue	N/A	1.4	B	1.1	4.6	mg/kg	B091502	0900885
0939019-24	Hg	Tissue	N/A	292		6.70	16.8	µg/kg dry	B091376	0900842
0939019-24	Hg	Tissue	N/A	64.0		1.47	3.68	µg/kg	B091376	0900842
0939019-24	Ni	Tissue	N/A	0.21	U	0.21	0.85	mg/kg dry	B091422	0900876
0939019-24	Ni	Tissue	N/A	0.05	U	0.05	0.19	mg/kg	B091422	0900876
0939019-24	Se	Tissue	N/A	0.89		0.21	0.64	mg/kg dry	B091422	0900876
0939019-24	Se	Tissue	N/A	0.20		0.05	0.14	mg/kg	B091422	0900876
0939019-24	Zn	Tissue	N/A	56.1		1.19	4.24	mg/kg dry	B091422	0900876
0939019-24	Zn	Tissue	N/A	12.3		0.26	0.93	mg/kg	B091422	0900876
L13452-25 / Fore River - 10 Males										
0939019-25	%TS	Tissue	N/A	21.13		0.10	0.33	%	B091377	N/A
0939019-25	Ag	Tissue	N/A	0.043	U	0.043	0.432	mg/kg dry	B091422	0900876
0939019-25	Ag	Tissue	N/A	0.009	U	0.009	0.091	mg/kg	B091422	0900876
0939019-25	Cd	Tissue	N/A	0.013	U	0.013	0.043	mg/kg dry	B091422	0900876
0939019-25	Cd	Tissue	N/A	0.003	U	0.003	0.009	mg/kg	B091422	0900876
0939019-25	Cr	Tissue	N/A	0.22	U	0.22	0.65	mg/kg dry	B091422	0900876
0939019-25	Cr	Tissue	N/A	0.05	U	0.05	0.14	mg/kg	B091422	0900876
0939019-25	Cu	Tissue	N/A	5.75		0.13	0.69	mg/kg dry	B091422	0900876
0939019-25	Cu	Tissue	N/A	1.22		0.03	0.15	mg/kg	B091422	0900876
0939019-25	Fe	Tissue	N/A	21.5	B	5.2	21.6	mg/kg dry	B091502	0900885
0939019-25	Fe	Tissue	N/A	4.5	B	1.1	4.6	mg/kg	B091502	0900885
0939019-25	Hg	Tissue	N/A	436		7.34	18.4	µg/kg dry	B091376	0900842
0939019-25	Hg	Tissue	N/A	92.2		1.55	3.88	µg/kg	B091376	0900842
0939019-25	Ni	Tissue	N/A	0.86	B	0.22	0.86	mg/kg dry	B091422	0900876
0939019-25	Ni	Tissue	N/A	0.18	B	0.05	0.18	mg/kg	B091422	0900876
0939019-25	Se	Tissue	N/A	1.03		0.22	0.65	mg/kg dry	B091422	0900876
0939019-25	Se	Tissue	N/A	0.22		0.05	0.14	mg/kg	B091422	0900876
0939019-25	Zn	Tissue	N/A	58.0		1.21	4.32	mg/kg dry	B091422	0900876
0939019-25	Zn	Tissue	N/A	12.3		0.26	0.91	mg/kg	B091422	0900876



Sample Results

Sample	Analyte	Report Matrix	Fraction	Result	Qualifier	MDL	MRL	Unit	Batch	Sequence
L13452-3 / Winnicut- 10 Males										
0939019-03	%TS	Tissue	N/A	21.18		0.10	0.33	%	B091377	N/A
0939019-03	Ag	Tissue	N/A	0.045	U	0.045	0.448	mg/kg dry	B091422	0900876
0939019-03	Ag	Tissue	N/A	0.009	U	0.009	0.095	mg/kg	B091422	0900876
0939019-03	Cd	Tissue	N/A	0.042	B	0.013	0.045	mg/kg dry	B091422	0900876
0939019-03	Cd	Tissue	N/A	0.009	B	0.003	0.009	mg/kg	B091422	0900876
0939019-03	Cr	Tissue	N/A	5.61		0.22	0.67	mg/kg dry	B091422	0900876
0939019-03	Cr	Tissue	N/A	1.19		0.05	0.14	mg/kg	B091422	0900876
0939019-03	Cu	Tissue	N/A	3.19		0.13	0.72	mg/kg dry	B091422	0900876
0939019-03	Cu	Tissue	N/A	0.68		0.03	0.15	mg/kg	B091422	0900876
0939019-03	Fe	Tissue	N/A	38.4		5.4	22.4	mg/kg dry	B091502	0900885
0939019-03	Fe	Tissue	N/A	8.1		1.1	4.7	mg/kg	B091502	0900885
0939019-03	Hg	Tissue	N/A	225		7.34	18.3	µg/kg dry	B091376	0900842
0939019-03	Hg	Tissue	N/A	47.7		1.55	3.89	µg/kg	B091376	0900842
0939019-03	Ni	Tissue	N/A	2.76		0.22	0.90	mg/kg dry	B091422	0900876
0939019-03	Ni	Tissue	N/A	0.58		0.05	0.19	mg/kg	B091422	0900876
0939019-03	Se	Tissue	N/A	1.10		0.22	0.67	mg/kg dry	B091422	0900876
0939019-03	Se	Tissue	N/A	0.23		0.05	0.14	mg/kg	B091422	0900876
0939019-03	Zn	Tissue	N/A	58.6	M	1.25	4.48	mg/kg dry	B091422	0900876
0939019-03	Zn	Tissue	N/A	12.4	M	0.27	0.95	mg/kg	B091422	0900876
L13452-4 / Tannery Brook- 10 Males										
0939019-04	%TS	Tissue	N/A	21.54		0.10	0.33	%	B091377	N/A
0939019-04	Ag	Tissue	N/A	0.046	U	0.046	0.456	mg/kg dry	B091422	0900876
0939019-04	Ag	Tissue	N/A	0.010	U	0.010	0.098	mg/kg	B091422	0900876
0939019-04	Cd	Tissue	N/A	0.014	U	0.014	0.046	mg/kg dry	B091422	0900876
0939019-04	Cd	Tissue	N/A	0.003	U	0.003	0.010	mg/kg	B091422	0900876
0939019-04	Cr	Tissue	N/A	0.26	B	0.23	0.68	mg/kg dry	B091422	0900876
0939019-04	Cr	Tissue	N/A	0.06	B	0.05	0.15	mg/kg	B091422	0900876
0939019-04	Cu	Tissue	N/A	1.71		0.14	0.73	mg/kg dry	B091422	0900876
0939019-04	Cu	Tissue	N/A	0.37		0.03	0.16	mg/kg	B091422	0900876
0939019-04	Fe	Tissue	N/A	20.9	B	5.5	22.8	mg/kg dry	B091502	0900885
0939019-04	Fe	Tissue	N/A	4.5	B	1.2	4.9	mg/kg	B091502	0900885
0939019-04	Hg	Tissue	N/A	324		7.22	18.0	µg/kg dry	B091376	0900842
0939019-04	Hg	Tissue	N/A	69.7		1.55	3.89	µg/kg	B091376	0900842
0939019-04	Ni	Tissue	N/A	0.23	U	0.23	0.91	mg/kg dry	B091422	0900876
0939019-04	Ni	Tissue	N/A	0.05	U	0.05	0.20	mg/kg	B091422	0900876
0939019-04	Se	Tissue	N/A	1.08		0.23	0.68	mg/kg dry	B091422	0900876
0939019-04	Se	Tissue	N/A	0.23		0.05	0.15	mg/kg	B091422	0900876
0939019-04	Zn	Tissue	N/A	48.4		1.28	4.56	mg/kg dry	B091422	0900876
0939019-04	Zn	Tissue	N/A	10.4		0.28	0.98	mg/kg	B091422	0900876



Sample Results

Sample	Analyte	Report Matrix	Fraction	Result	Qualifier	MDL	MRL	Unit	Batch	Sequence
L13452-5 / Fore River- 6 Females										
0939019-05	%TS	Tissue	N/A	20.40		0.10	0.33	%	B091377	N/A
0939019-05	Ag	Tissue	N/A	0.042	U	0.042	0.418	mg/kg dry	B091422	0900876
0939019-05	Ag	Tissue	N/A	0.009	U	0.009	0.085	mg/kg	B091422	0900876
0939019-05	Cd	Tissue	N/A	0.013	U	0.013	0.042	mg/kg dry	B091422	0900876
0939019-05	Cd	Tissue	N/A	0.003	U	0.003	0.009	mg/kg	B091422	0900876
0939019-05	Cr	Tissue	N/A	0.21	U	0.21	0.63	mg/kg dry	B091422	0900876
0939019-05	Cr	Tissue	N/A	0.04	U	0.04	0.13	mg/kg	B091422	0900876
0939019-05	Cu	Tissue	N/A	1.89		0.13	0.67	mg/kg dry	B091422	0900876
0939019-05	Cu	Tissue	N/A	0.39		0.03	0.14	mg/kg	B091422	0900876
0939019-05	Fe	Tissue	N/A	17.1	B	5.0	20.9	mg/kg dry	B091502	0900885
0939019-05	Fe	Tissue	N/A	3.5	B	1.0	4.3	mg/kg	B091502	0900885
0939019-05	Hg	Tissue	N/A	398		7.63	19.1	µg/kg dry	B091376	0900842
0939019-05	Hg	Tissue	N/A	81.2		1.56	3.89	µg/kg	B091376	0900842
0939019-05	Ni	Tissue	N/A	0.21	U	0.21	0.84	mg/kg dry	B091422	0900876
0939019-05	Ni	Tissue	N/A	0.04	U	0.04	0.17	mg/kg	B091422	0900876
0939019-05	Se	Tissue	N/A	1.15		0.21	0.63	mg/kg dry	B091422	0900876
0939019-05	Se	Tissue	N/A	0.23		0.04	0.13	mg/kg	B091422	0900876
0939019-05	Zn	Tissue	N/A	47.8		1.17	4.18	mg/kg dry	B091422	0900876
0939019-05	Zn	Tissue	N/A	9.76		0.24	0.85	mg/kg	B091422	0900876
L13452-6 / Parker River- 10 Females										
0939019-06	%TS	Tissue	N/A	20.07		0.10	0.33	%	B091377	N/A
0939019-06	Ag	Tissue	N/A	0.046	U	0.046	0.459	mg/kg dry	B091422	0900876
0939019-06	Ag	Tissue	N/A	0.009	U	0.009	0.092	mg/kg	B091422	0900876
0939019-06	Cd	Tissue	N/A	0.014	U	0.014	0.046	mg/kg dry	B091422	0900876
0939019-06	Cd	Tissue	N/A	0.003	U	0.003	0.009	mg/kg	B091422	0900876
0939019-06	Cr	Tissue	N/A	0.23	U	0.23	0.69	mg/kg dry	B091422	0900876
0939019-06	Cr	Tissue	N/A	0.05	U	0.05	0.14	mg/kg	B091422	0900876
0939019-06	Cu	Tissue	N/A	2.48		0.14	0.73	mg/kg dry	B091422	0900876
0939019-06	Cu	Tissue	N/A	0.50		0.03	0.15	mg/kg	B091422	0900876
0939019-06	Fe	Tissue	N/A	12.3	B	5.5	22.9	mg/kg dry	B091502	0900885
0939019-06	Fe	Tissue	N/A	2.5	B	1.1	4.6	mg/kg	B091502	0900885
0939019-06	Hg	Tissue	N/A	327		7.74	19.4	µg/kg dry	B091376	0900842
0939019-06	Hg	Tissue	N/A	65.6		1.55	3.88	µg/kg	B091376	0900842
0939019-06	Ni	Tissue	N/A	0.23	U	0.23	0.92	mg/kg dry	B091422	0900876
0939019-06	Ni	Tissue	N/A	0.05	U	0.05	0.18	mg/kg	B091422	0900876
0939019-06	Se	Tissue	N/A	1.15		0.23	0.69	mg/kg dry	B091422	0900876
0939019-06	Se	Tissue	N/A	0.23		0.05	0.14	mg/kg	B091422	0900876
0939019-06	Zn	Tissue	N/A	65.5		1.28	4.59	mg/kg dry	B091422	0900876
0939019-06	Zn	Tissue	N/A	13.1		0.26	0.92	mg/kg	B091422	0900876



Sample Results

Sample	Analyte	Report Matrix	Fraction	Result	Qualifier	MDL	MRL	Unit	Batch	Sequence
L13452-7 / Deer Meadow Bk- 20 Males										
0939019-07	%TS	Tissue	N/A	20.31		0.10	0.33	%	B091377	N/A
0939019-07	Ag	Tissue	N/A	0.048	U	0.048	0.475	mg/kg dry	B091422	0900876
0939019-07	Ag	Tissue	N/A	0.010	U	0.010	0.097	mg/kg	B091422	0900876
0939019-07	Cd	Tissue	N/A	0.014	U	0.014	0.048	mg/kg dry	B091422	0900876
0939019-07	Cd	Tissue	N/A	0.003	U	0.003	0.010	mg/kg	B091422	0900876
0939019-07	Cr	Tissue	N/A	0.44	B	0.24	0.71	mg/kg dry	B091422	0900876
0939019-07	Cr	Tissue	N/A	0.09	B	0.05	0.14	mg/kg	B091422	0900876
0939019-07	Cu	Tissue	N/A	2.39		0.14	0.76	mg/kg dry	B091422	0900876
0939019-07	Cu	Tissue	N/A	0.49		0.03	0.15	mg/kg	B091422	0900876
0939019-07	Fe	Tissue	N/A	16.5	B	5.7	23.8	mg/kg dry	B091502	0900885
0939019-07	Fe	Tissue	N/A	3.4	B	1.2	4.8	mg/kg	B091502	0900885
0939019-07	Hg	Tissue	N/A	310		7.79	19.5	µg/kg dry	B091376	0900842
0939019-07	Hg	Tissue	N/A	63.0		1.58	3.96	µg/kg	B091376	0900842
0939019-07	Ni	Tissue	N/A	0.24	U	0.24	0.95	mg/kg dry	B091422	0900876
0939019-07	Ni	Tissue	N/A	0.05	U	0.05	0.19	mg/kg	B091422	0900876
0939019-07	Se	Tissue	N/A	1.19		0.24	0.71	mg/kg dry	B091422	0900876
0939019-07	Se	Tissue	N/A	0.24		0.05	0.14	mg/kg	B091422	0900876
0939019-07	Zn	Tissue	N/A	74.3		1.33	4.75	mg/kg dry	B091422	0900876
0939019-07	Zn	Tissue	N/A	15.1		0.27	0.97	mg/kg	B091422	0900876
L13452-8 / North River- 3 Males										
0939019-08	%TS	Tissue	N/A	23.31		0.10	0.33	%	B091377	N/A
0939019-08	Ag	Tissue	N/A	0.041	U	0.041	0.410	mg/kg dry	B091422	0900876
0939019-08	Ag	Tissue	N/A	0.010	U	0.010	0.096	mg/kg	B091422	0900876
0939019-08	Cd	Tissue	N/A	0.012	U	0.012	0.041	mg/kg dry	B091422	0900876
0939019-08	Cd	Tissue	N/A	0.003	U	0.003	0.010	mg/kg	B091422	0900876
0939019-08	Cr	Tissue	N/A	18.4		0.21	0.62	mg/kg dry	B091422	0900876
0939019-08	Cr	Tissue	N/A	4.29		0.05	0.14	mg/kg	B091422	0900876
0939019-08	Cu	Tissue	N/A	2.16		0.12	0.66	mg/kg dry	B091422	0900876
0939019-08	Cu	Tissue	N/A	0.50		0.03	0.15	mg/kg	B091422	0900876
0939019-08	Fe	Tissue	N/A	183		4.9	20.5	mg/kg dry	B091502	0900885
0939019-08	Fe	Tissue	N/A	42.6		1.1	4.8	mg/kg	B091502	0900885
0939019-08	Hg	Tissue	N/A	496		6.59	16.5	µg/kg dry	B091376	0900842
0939019-08	Hg	Tissue	N/A	116		1.54	3.84	µg/kg	B091376	0900842
0939019-08	Ni	Tissue	N/A	0.29	B	0.21	0.82	mg/kg dry	B091422	0900876
0939019-08	Ni	Tissue	N/A	0.07	B	0.05	0.19	mg/kg	B091422	0900876
0939019-08	Se	Tissue	N/A	1.02		0.21	0.62	mg/kg dry	B091422	0900876
0939019-08	Se	Tissue	N/A	0.24		0.05	0.14	mg/kg	B091422	0900876
0939019-08	Zn	Tissue	N/A	53.8		1.15	4.10	mg/kg dry	B091422	0900876
0939019-08	Zn	Tissue	N/A	12.5		0.27	0.96	mg/kg	B091422	0900876

Work Order: 0939019
 Project ID: AXS018
 PM: Tiffany Stilwater



Client PM: Angelica Whetung
 Client PO: 13691-A

Sample Results

Sample	Analyte	Report Matrix	Fraction	Result	Qualifier	MDL	MRL	Unit	Batch	Sequence
L13452-9 / North River- 2 Females										
0939019-09	%TS	Tissue	N/A	22.06		0.10	0.33	%	B091377	N/A
0939019-09	Ag	Tissue	N/A	0.045	U	0.045	0.451	mg/kg dry	B091422	0900876
0939019-09	Ag	Tissue	N/A	0.010	U	0.010	0.099	mg/kg	B091422	0900876
0939019-09	Cd	Tissue	N/A	0.014	U	0.014	0.045	mg/kg dry	B091422	0900876
0939019-09	Cd	Tissue	N/A	0.003	U	0.003	0.010	mg/kg	B091422	0900876
0939019-09	Cr	Tissue	N/A	8.44		0.23	0.68	mg/kg dry	B091422	0900876
0939019-09	Cr	Tissue	N/A	1.86		0.05	0.15	mg/kg	B091422	0900876
0939019-09	Cu	Tissue	N/A	1.87		0.14	0.72	mg/kg dry	B091422	0900876
0939019-09	Cu	Tissue	N/A	0.41		0.03	0.16	mg/kg	B091422	0900876
0939019-09	Fe	Tissue	N/A	83.9		5.4	22.5	mg/kg dry	B091502	0900885
0939019-09	Fe	Tissue	N/A	18.5		1.2	5.0	mg/kg	B091502	0900885
0939019-09	Hg	Tissue	N/A	376		7.24	18.1	µg/kg dry	B091376	0900842
0939019-09	Hg	Tissue	N/A	82.9		1.60	3.99	µg/kg	B091376	0900842
0939019-09	Ni	Tissue	N/A	0.23	U	0.23	0.90	mg/kg dry	B091422	0900876
0939019-09	Ni	Tissue	N/A	0.05	U	0.05	0.20	mg/kg	B091422	0900876
0939019-09	Se	Tissue	N/A	0.97		0.23	0.68	mg/kg dry	B091422	0900876
0939019-09	Se	Tissue	N/A	0.21		0.05	0.15	mg/kg	B091422	0900876
0939019-09	Zn	Tissue	N/A	46.6		1.26	4.51	mg/kg dry	B091422	0900876
0939019-09	Zn	Tissue	N/A	10.3		0.28	0.99	mg/kg	B091422	0900876



Accuracy & Precision Summary

Batch: B091376
 Lab Matrix: Biota
 Method: EPA Method 1631, Appendix

Sample	Analyte	Native	Spike	Result	Units	REC & Limits	RPD & Limits
B091376-SRM1	Certified Reference Material (0902044, DORM-3) Hg		382.0	431.1	µg/kg	113% 75-125	
B091376-SRM2	Certified Reference Material (0902044, DORM-3) Hg		382.0	435.4	µg/kg	114% 75-125	
B091376-DUP6	Duplicate (0939019-01) Hg	338.0		296.8	µg/kg		13% 30
B091376-MS6	Matrix Spike (0939019-01) Hg	338.0	4323	4721	µg/kg	101% 70-130	
B091376-MSD6	Matrix Spike Duplicate (0939019-01) Hg	338.0	4554	5339	µg/kg	110% 70-130	12% 30
B091376-DUP5	Duplicate (0939019-11) Hg	419.0		434.4	µg/kg		4% 30
B091376-MS5	Matrix Spike (0939019-11) Hg	419.0	4842	5628	µg/kg	108% 70-130	
B091376-MSD5	Matrix Spike Duplicate (0939019-11) Hg	419.0	4790	5696	µg/kg	110% 70-130	1% 30
B091376-DUP3	Duplicate (0939019-21) Hg	348.0		332.6	µg/kg		5% 30
B091376-MS3	Matrix Spike (0939019-21) Hg	348.0	4734	5590	µg/kg	111% 70-130	
B091376-MSD3	Matrix Spike Duplicate (0939019-21) Hg	348.0	4804	5712	µg/kg	112% 70-130	2% 30

Work Order: 0939019
Project ID: AXS018
PM: Tiffany Stilwater



Client PM: Angelica Whetung
Client PO: 13691-A

Accuracy & Precision Summary

Batch: B091377
Lab Matrix: Biota
Method: SM 2540G

Sample	Analyte	Native	Spike	Result	Units	REC & Limits	RPD & Limits
B091377-DUP1	Duplicate (0939019-03) %TS	21.18		21.16	%		0.1% 15
B091377-DUP2	Duplicate (0939019-04) %TS	21.54		21.51	%		0.1% 15
B091377-DUP3	Duplicate (0939019-06) %TS	20.07		20.42	%		2% 15




Accuracy & Precision Summary

Batch: B091422

Lab Matrix: Biota

Method: EPA Method 1638 mod.


Sample	Analyte	Native	Spike	Result	Units	REC & Limits	RPD & Limits
B091422-BS2	Laboratory Fortified Blank (0943032)						
	Ag		0.5000	0.510	mg/kg	102% 75-125	
	Cd		1.000	0.891	mg/kg	89% 75-125	
	Cr		0.7600	0.76	mg/kg	100% 75-125	
	Cu		5.000	5.42	mg/kg	108% 75-125	
	Ni		1.000	1.06	mg/kg	106% 75-125	
	Se		0.7600	0.66	mg/kg	87% 75-125	
Zn		100.0	93.41	mg/kg	93% 75-125		
B091422-SRM1	Certified Reference Material (0910049, IAEA 407 Fish Homogenate)						
	Cd		0.1890	0.159	mg/kg	84% 75-125	
	Cr		0.7300	0.46	mg/kg	63% 75-125	
	Cu		3.280	3.17	mg/kg	97% 75-125	
	Ni		0.6000	0.42	mg/kg	70% 75-125	
	Se		2.830	2.59	mg/kg	92% 75-125	
Zn		67.10	60.32	mg/kg	90% 75-125		
B091422-SRM2	Certified Reference Material (0845005, DORM-3)						
	Cd		0.2900	0.247	mg/kg	85% 75-125	
	Cr		1.890	1.44	mg/kg	76% 75-125	
	Cu		15.50	14.32	mg/kg	92% 75-125	
	Ni		1.280	1.28	mg/kg	100% 75-125	
	Se		3.300	3.28	mg/kg	99% 75-125	
Zn		51.30	42.59	mg/kg	83% 75-125		
B091422-DUP1	Duplicate (0939019-03)						
	Ag	ND		ND	mg/kg		N/C 30
	Cd	0.042		0.042	mg/kg		0% 30
	Cr	5.61		6.51	mg/kg		15% 30
	Cu	3.19		3.11	mg/kg		3% 30
	Ni	2.76		3.18	mg/kg		14% 30
	Se	1.10		1.13	mg/kg		3% 30
Zn	58.60		98.86	mg/kg		51% 30	



Accuracy & Precision Summary

Batch: B091422
Lab Matrix: Biota
Method: EPA Method 1638 mod.

Sample	Analyte	Native	Spike	Result	Units	REC & Limits	RPD & Limits
B091422-MS1	Matrix Spike (0939019-03)						
	Ag	ND	2.341	2.346	mg/kg	100% 70-130	
	Cd	0.042	4.683	4.412	mg/kg	93% 70-130	
	Cr	5.61	3.559	9.30	mg/kg	104% 70-130	
	Cu	3.19	23.41	27.86	mg/kg	105% 70-130	
	Ni	2.76	4.683	7.63	mg/kg	104% 70-130	
	Se	1.10	3.559	4.25	mg/kg	89% 70-130	
	Zn	58.60	468.3	523.0	mg/kg	99% 70-130	
B091422-MSD1	Matrix Spike Duplicate (0939019-03)						
	Ag	ND	2.356	2.351	mg/kg	100% 70-130	0.2% 30
	Cd	0.042	4.711	4.117	mg/kg	86% 70-130	7% 30
	Cr	5.61	3.580	8.33	mg/kg	76% 70-130	11% 30
	Cu	3.19	23.56	27.22	mg/kg	102% 70-130	2% 30
	Ni	2.76	4.711	6.90	mg/kg	88% 70-130	10% 30
	Se	1.10	3.580	4.08	mg/kg	83% 70-130	4% 30
	Zn	58.60	471.1	521.3	mg/kg	98% 70-130	0.3% 30
B091422-DUP2	Duplicate (0939019-11)						
	Ag	ND		ND	mg/kg		N/C 30
	Cd	0.018		0.015	mg/kg		18% 30
	Cr	0.52		0.51	mg/kg		2% 30
	Cu	2.28		2.01	mg/kg		13% 30
	Ni	ND		ND	mg/kg		N/C 30
	Se	1.06		1.10	mg/kg		4% 30
	Zn	74.50		63.71	mg/kg		16% 30
B091422-MS2	Matrix Spike (0939019-11)						
	Ag	ND	2.453	2.485	mg/kg	101% 70-130	
	Cd	0.018	4.905	4.502	mg/kg	91% 70-130	
	Cr	0.52	3.728	4.14	mg/kg	97% 70-130	
	Cu	2.28	24.53	28.38	mg/kg	106% 70-130	
	Ni	ND	4.905	5.34	mg/kg	107% 70-130	
	Se	1.06	3.728	4.56	mg/kg	94% 70-130	
	Zn	74.50	490.5	532.1	mg/kg	93% 70-130	



Accuracy & Precision Summary

Batch: B091422
 Lab Matrix: Biota
 Method: EPA Method 1638 mod.

Sample	Analyte	Native	Spike	Result	Units	REC & Limits	RPD & Limits
B091422-MSD2	Matrix Spike Duplicate (0939019-11)						
	Ag	ND	2.438	2.475	mg/kg	102% 70-130	0.4% 30
	Cd	0.018	4.876	4.409	mg/kg	90% 70-130	2% 30
	Cr	0.52	3.706	4.11	mg/kg	97% 70-130	0.7% 30
	Cu	2.28	24.38	28.70	mg/kg	108% 70-130	1% 30
	Ni	ND	4.876	5.31	mg/kg	107% 70-130	0.6% 30
	Se	1.06	3.706	4.05	mg/kg	81% 70-130	12% 30
	Zn	74.50	487.6	530.1	mg/kg	93% 70-130	0.4% 30
B091422-DUP3	Duplicate (0939019-21)						
	Ag	ND		ND	mg/kg		N/C 30
	Cd	ND		0.017	mg/kg		N/C 30
	Cr	0.29		0.27	mg/kg		7% 30
	Cu	1.64		1.67	mg/kg		2% 30
	Ni	ND		ND	mg/kg		N/C 30
	Se	0.81		1.02	mg/kg		23% 30
	Zn	59.60		72.79	mg/kg		20% 30
B091422-MS3	Matrix Spike (0939019-21)						
	Ag	ND	2.383	2.369	mg/kg	99% 70-130	
	Cd	ND	4.766	4.267	mg/kg	89% 70-130	
	Cr	0.29	3.622	3.79	mg/kg	97% 70-130	
	Cu	1.64	23.83	26.92	mg/kg	106% 70-130	
	Ni	ND	4.766	4.92	mg/kg	101% 70-130	
	Se	0.81	3.622	3.97	mg/kg	87% 70-130	
	Zn	59.60	476.6	518.2	mg/kg	96% 70-130	
B091422-MSD3	Matrix Spike Duplicate (0939019-21)						
	Ag	ND	2.397	2.373	mg/kg	99% 70-130	0.2% 30
	Cd	ND	4.795	4.292	mg/kg	89% 70-130	0.6% 30
	Cr	0.29	3.644	4.49	mg/kg	115% 70-130	17% 30
	Cu	1.64	23.97	27.23	mg/kg	107% 70-130	1% 30
	Ni	ND	4.795	5.03	mg/kg	103% 70-130	2% 30
	Se	0.81	3.644	4.20	mg/kg	93% 70-130	6% 30
	Zn	59.60	479.5	516.4	mg/kg	95% 70-130	0.3% 30



Accuracy & Precision Summary

Batch: B091502
 Lab Matrix: Biota
 Method: EPA Method 1638 mod.

Sample	Analyte	Native	Spike	Result	Units	REC & Limits	RPD & Limits
B091502-BS2	Laboratory Fortified Blank (0943032) Fe		150.0	157.1	mg/kg	105% 75-125	
B091502-SRM1	Certified Reference Material (0910047, IAEA 407) Fe		146.0	115.0	mg/kg	79% 75-125	
B091502-SRM2	Certified Reference Material (0902044, DORM-3) Fe		347.0	308.1	mg/kg	89% 75-125	
B091502-DUP1	Duplicate (0939019-03) Fe	38.4		24.3	mg/kg		45% 30
B091502-MS1	Matrix Spike (0939019-03) Fe	38.4	702.4	739.5	mg/kg	100% 70-130	
B091502-MSD1	Matrix Spike Duplicate (0939019-03) Fe	38.4	706.7	699.5	mg/kg	94% 70-130	6% 30
B091502-DUP2	Duplicate (0939019-11) Fe	17.4		20.6	mg/kg		17% 30
B091502-MS2	Matrix Spike (0939019-11) Fe	17.4	735.8	775.6	mg/kg	103% 70-130	
B091502-MSD2	Matrix Spike Duplicate (0939019-11) Fe	17.4	731.4	775.0	mg/kg	104% 70-130	0.08% 30
B091502-DUP3	Duplicate (0939019-21) Fe	29.4		7.7	mg/kg		117% 30
B091502-MS3	Matrix Spike (0939019-21) Fe	29.4	715.0	734.7	mg/kg	99% 70-130	
B091502-MSD3	Matrix Spike Duplicate (0939019-21) Fe	29.4	719.2	744.5	mg/kg	99% 70-130	1% 30

Work Order: 0939019
Project ID: AXS018
PM: Tiffany Stilwater



Client PM: Angelica Whetung
Client PO: 13691-A

Method Blanks & Reporting Limits

Batch: B091376
Matrix: Biota
Method: EPA Method 1631, Appendix
Analyte: Hg

Sample	Result	Units
B091376-BLK2	0.06	µg/kg
B091376-BLK3	0.02	µg/kg
B091376-BLK4	0.02	µg/kg

Average: 0.03
Limit: 0.08

Standard Deviation: 0.02
Limit: 0.03

MDL: 0.04 µg/kg
MRL: 0.10 µg/kg

Batch: B091377
Matrix: Biota
Method: SM 2540G
Analyte: %TS

Sample	Result	Units
B091377-BLK1	-0.05	%
B091377-BLK2	-0.05	%

Average: -0.05
Limit: 0.33

MDL: 0.10 %
MRL: 0.33 %



Method Blanks & Reporting Limits

Batch: B091422
Matrix: Biota
Method: EPA Method 1638 mod.
Analyte: Ag 107

Sample	Result	Units
B091422-BLK1	0.007	mg/kg
B091422-BLK2	0.004	mg/kg
B091422-BLK3	0.004	mg/kg
B091422-BLK4	0.003	mg/kg
Average: 0.005		Standard Deviation: 0.002
Limit: 0.100		MDL: 0.010 mg/kg
		MRL: 0.100 mg/kg

Analyte: Cd 111

Sample	Result	Units
B091422-BLK1	-0.001	mg/kg
B091422-BLK2	0.000	mg/kg
B091422-BLK3	-0.002	mg/kg
B091422-BLK4	-0.001	mg/kg
Average: -0.001		Standard Deviation: 0.001
Limit: 0.010		MDL: 0.003 mg/kg
		MRL: 0.010 mg/kg

Analyte: Cr 52

Sample	Result	Units
B091422-BLK1	0.04	mg/kg
B091422-BLK2	0.04	mg/kg
B091422-BLK3	0.04	mg/kg
B091422-BLK4	0.04	mg/kg
Average: 0.04		Standard Deviation: 0.00
Limit: 0.15		MDL: 0.05 mg/kg
		MRL: 0.15 mg/kg

Analyte: Cu 63

Sample	Result	Units
B091422-BLK1	-0.01	mg/kg
B091422-BLK2	-0.01	mg/kg
B091422-BLK3	-0.01	mg/kg
B091422-BLK4	-0.01	mg/kg
Average: -0.01		Standard Deviation: 0.00
Limit: 0.16		MDL: 0.03 mg/kg
		MRL: 0.16 mg/kg



Method Blanks & Reporting Limits

Analyte: Ni 62

Sample	Result	Units			
B091422-BLK1	0.00	mg/kg			
B091422-BLK2	0.00	mg/kg			
B091422-BLK3	-0.01	mg/kg			
B091422-BLK4	-0.02	mg/kg			
Average:	-0.01		Standard Deviation:	0.01	MDL: 0.05 mg/kg
Limit:	0.20		Limit:	0.05	MRL: 0.20 mg/kg

Analyte: Se 82

Sample	Result	Units			
B091422-BLK1	0.02	mg/kg			
B091422-BLK2	-0.01	mg/kg			
B091422-BLK3	-0.01	mg/kg			
B091422-BLK4	0.03	mg/kg			
Average:	0.01		Standard Deviation:	0.02	MDL: 0.05 mg/kg
Limit:	0.15		Limit:	0.05	MRL: 0.15 mg/kg

Analyte: Zn 66

Sample	Result	Units			
B091422-BLK1	-0.04	mg/kg			
B091422-BLK2	-0.01	mg/kg			
B091422-BLK3	-0.04	mg/kg			
B091422-BLK4	-0.03	mg/kg			
Average:	-0.03		Standard Deviation:	0.01	MDL: 0.28 mg/kg
Limit:	1.00		Limit:	0.28	MRL: 1.00 mg/kg

Work Order: 0939019
Project ID: AXS018
PM: Tiffany Stilwater



Client PM: Angelica Whetung
Client PO: 13691-A

Method Blanks & Reporting Limits

Batch: B091502
Matrix: Biota
Method: EPA Method 1638 mod.
Analyte: Fe 57


Sample	Result	Units
B091502-BLK1	0.1	mg/kg
B091502-BLK2	0.2	mg/kg
B091502-BLK3	0.1	mg/kg
B091502-BLK4	-0.1	mg/kg

Average: 0.1
Limit: 5.0

Standard Deviation: 0.1
Limit: 1.2

MDL: 1.2 mg/kg
MRL: 5.0 mg/kg

Work Order: 0939019
 Project ID: AXS018
 PM: Tiffany Stilwater




Client PM: Angelica Whetung
 Client PO: 13691-A

Sample Containers

Lab ID:	Sample:	Report Matrix:	Sample Type:	Collected:	Received:			
0939019-01	L13452-1 / Chandler River- 6 Fem	Tissue	Sample	unknown	09/24/2009			
Des	Container	Size	Lot	Preservation	P-Lot	pH	Ship. Cont.	Comments
A	Jar Glass	2-oz		None	N/A		Cooler	
0939019-02	L13452-2 / East Bay- 9 Females	Tissue	Sample	unknown	09/24/2009			
Des	Container	Size	Lot	Preservation	P-Lot	pH	Ship. Cont.	Comments
A	Jar Glass	2-oz		None	N/A		Cooler	
0939019-03	L13452-3 / Winnicut- 10 Males	Tissue	Sample	unknown	09/24/2009			
Des	Container	Size	Lot	Preservation	P-Lot	pH	Ship. Cont.	Comments
A	Jar Glass	2-oz		None	N/A		Cooler	
0939019-04	L13452-4 / Tannery Brook- 10 Ma	Tissue	Sample	unknown	09/24/2009			
Des	Container	Size	Lot	Preservation	P-Lot	pH	Ship. Cont.	Comments
A	Jar Glass	2-oz		None	N/A		Cooler	
0939019-05	L13452-5 / Fore River- 6 Females	Tissue	Sample	unknown	09/24/2009			
Des	Container	Size	Lot	Preservation	P-Lot	pH	Ship. Cont.	Comments
A	Jar Glass	2-oz		None	N/A		Cooler	
0939019-06	L13452-6 / Parker River- 10 Fema	Tissue	Sample	unknown	09/24/2009			
Des	Container	Size	Lot	Preservation	P-Lot	pH	Ship. Cont.	Comments
A	Jar Glass	2-oz		None	N/A		Cooler	
0939019-07	L13452-7 / Deer Meadow Bk- 20 M	Tissue	Sample	unknown	09/24/2009			
Des	Container	Size	Lot	Preservation	P-Lot	pH	Ship. Cont.	Comments
A	Jar Glass	2-oz		None	N/A		Cooler	

Work Order: 0939019
 Project ID: AXS018
 PM: Tiffany Stilwater




Client PM: Angelica Whetung
 Client PO: 13691-A

Sample Containers

Lab ID: 0939019-08				Report Matrix: Tissue				Collected: unknown	
Sample: L13452-8 / North River- 3 Males				Sample Type: Sample				Received: 09/24/2009	
Des	Container	Size	Lot	Preservation	P-Lot	pH	Ship. Cont.	Comments	
A	Jar Glass	2-oz		None	N/A		Cooler		
Lab ID: 0939019-09				Report Matrix: Tissue				Collected: unknown	
Sample: L13452-9 / North River- 2 Females				Sample Type: Sample				Received: 09/24/2009	
Des	Container	Size	Lot	Preservation	P-Lot	pH	Ship. Cont.	Comments	
A	Jar Glass	2-oz		None	N/A		Cooler		
Lab ID: 0939019-10				Report Matrix: Tissue				Collected: unknown	
Sample: L13452-10 / Crane River -10 Fema				Sample Type: Sample				Received: 09/24/2009	
Des	Container	Size	Lot	Preservation	P-Lot	pH	Ship. Cont.	Comments	
A	Jar Glass	2-oz		None	N/A		Cooler		
Lab ID: 0939019-11				Report Matrix: Tissue				Collected: unknown	
Sample: L13452-11 / Squamscott R. -11 Fe				Sample Type: Sample				Received: 09/24/2009	
Des	Container	Size	Lot	Preservation	P-Lot	pH	Ship. Cont.	Comments	
A	Jar Glass	2-oz		None	N/A		Cooler		
Lab ID: 0939019-12				Report Matrix: Tissue				Collected: unknown	
Sample: L13452-12 / Squamscott R. - 10 M				Sample Type: Sample				Received: 09/24/2009	
Des	Container	Size	Lot	Preservation	P-Lot	pH	Ship. Cont.	Comments	
A	Jar Glass	2-oz		None	N/A		Cooler		
Lab ID: 0939019-13				Report Matrix: Tissue				Collected: unknown	
Sample: L13452-13 / Long Creek - 12 Male				Sample Type: Sample				Received: 09/24/2009	
Des	Container	Size	Lot	Preservation	P-Lot	pH	Ship. Cont.	Comments	
A	Jar Glass	2-oz		None	N/A		Cooler		
Lab ID: 0939019-14				Report Matrix: Tissue				Collected: unknown	
Sample: L13452-14 / Jones River- 10 Male				Sample Type: Sample				Received: 09/24/2009	
Des	Container	Size	Lot	Preservation	P-Lot	pH	Ship. Cont.	Comments	
A	Jar Glass	2-oz		None	N/A		Cooler		

Work Order: 0939019
 Project ID: AXS018
 PM: Tiffany Stilwater




Client PM: Angelica Whetung
 Client PO: 13691-A

Sample Containers

Lab ID: 0939019-15		Report Matrix: Tissue		Collected: unknown				
Sample: L13452-15 / Jones River- 10 Fema		Sample Type: Sample		Received: 09/24/2009				
Des	Container	Size	Lot	Preservation	P-Lot	pH	Ship. Cont.	Comments
A	Jar Glass	2-oz		None	N/A		Cooler	
Lab ID: 0939019-16		Report Matrix: Tissue		Collected: unknown				
Sample: L13452-16 / Mast Landing -10 Ma		Sample Type: Sample		Received: 09/24/2009				
Des	Container	Size	Lot	Preservation	P-Lot	pH	Ship. Cont.	Comments
A	Jar Glass	2-oz		None	N/A		Cooler	
Lab ID: 0939019-17		Report Matrix: Tissue		Collected: unknown				
Sample: L13452-17 / Tannery Brook - 10 F		Sample Type: Sample		Received: 09/24/2009				
Des	Container	Size	Lot	Preservation	P-Lot	pH	Ship. Cont.	Comments
A	Jar Glass	2-oz		None	N/A		Cooler	
Lab ID: 0939019-18		Report Matrix: Tissue		Collected: unknown				
Sample: L13452-18 / East Bay - 10 Males		Sample Type: Sample		Received: 09/24/2009				
Des	Container	Size	Lot	Preservation	P-Lot	pH	Ship. Cont.	Comments
A	Jar Glass	2-oz		None	N/A		Cooler	
Lab ID: 0939019-19		Report Matrix: Tissue		Collected: unknown				
Sample: L13452-19 / Mast Landing - 10 Fe		Sample Type: Sample		Received: 09/24/2009				
Des	Container	Size	Lot	Preservation	P-Lot	pH	Ship. Cont.	Comments
A	Jar Glass	2-oz		None	N/A		Cooler	
Lab ID: 0939019-20		Report Matrix: Tissue		Collected: unknown				
Sample: L13452-20 / Chandler River - 7 Ma		Sample Type: Sample		Received: 09/24/2009				
Des	Container	Size	Lot	Preservation	P-Lot	pH	Ship. Cont.	Comments
A	Jar Glass	2-oz		None	N/A		Cooler	
Lab ID: 0939019-21		Report Matrix: Tissue		Collected: unknown				
Sample: L13452-21 / Deer Meadow Bk- 20		Sample Type: Sample		Received: 09/24/2009				
Des	Container	Size	Lot	Preservation	P-Lot	pH	Ship. Cont.	Comments
A	Jar Glass	2-oz		None	N/A		Cooler	

Work Order: 0939019
Project ID: AXS018
PM: Tiffany Stilwater



Client PM: Angelica Whetung
Client PO: 13691-A

Sample Containers

Lab ID: 0939019-22 Sample: L13452-22 / Long Creek- 7 Femal	Report Matrix: Tissue Sample Type: Sample	Collected: unknown Received: 09/24/2009						
Des	Container	Size	Lot	Preservation	P-Lot	pH	Ship. Cont.	Comments
A	Jar Glass	2-oz		None	N/A		Cooler	
Lab ID: 0939019-23 Sample: L13452-23 / Crane River- 10 Male	Report Matrix: Tissue Sample Type: Sample	Collected: unknown Received: 09/24/2009						
Des	Container	Size	Lot	Preservation	P-Lot	pH	Ship. Cont.	Comments
A	Jar Glass	2-oz		None	N/A		Cooler	
Lab ID: 0939019-24 Sample: L13452-24 / Parker River- 10 Male	Report Matrix: Tissue Sample Type: Sample	Collected: unknown Received: 09/24/2009						
Des	Container	Size	Lot	Preservation	P-Lot	pH	Ship. Cont.	Comments
A	Jar Glass	2-oz		None	N/A		Cooler	
Lab ID: 0939019-25 Sample: L13452-25 / Fore River - 10 Males	Report Matrix: Tissue Sample Type: Sample	Collected: unknown Received: 09/24/2009						
Des	Container	Size	Lot	Preservation	P-Lot	pH	Ship. Cont.	Comments
A	Jar Glass	2-oz		None	N/A		Cooler	

Shipping Containers

Cooler

Received: September 24, 2009 9:00
Tracking No: 942757540989 via FedEx
Coolant Type: Blue Ice
Temperature: 3.6°C

Description: Cooler
Damaged in transit? No
Returned to client? No

Custody seals present? No
Custody seals intact? No
COC present? Yes



AXYS

Axys Analytical Services Ltd

Release Chain Of Custody

SHIP TO : Brooks Rand
Telephone : 206-632-6206
Contact Person : Tiffany Stilwater

Project Chemist : Angie Whetung
Axys Contract No. : 4574

AX5018-0939019

WG30268-(REQ4734)

Axys Analytical Services Ltd., 2045 Mills Road, Sidney, BC, Canada V8L 5X2 Tel.(250) 655-5800 Fax.(250) 655-5811

AXYS ID	CLIENT ID	MATRIX	QUANTITY
L13452-1	Chandler River- 6 Females	Tissue	1
L13452-2	East Bay- 9 Females	Tissue	1
L13452-3	Winnicut- 10 Males	Tissue	1
L13452-4	Tannery Brook- 10 Males	Tissue	1
L13452-5	Fore River- 6 Females	Tissue	1
L13452-6	Parker River- 10 Females	Tissue	1
L13452-7	Deer Meadow Bk- 20 Males	Tissue	1
L13452-8	North River- 3 Males	Tissue	1
L13452-9	North River- 2 Females	Tissue	1
L13452-10	Crane River -10 Females	Tissue	1
L13452-11	Squamscott R. -11 Females	Tissue	1
L13452-12	Squamscott R. - 10 Males	Tissue	1
L13452-13	Long Creek - 12 Males	Tissue	1
L13452-14	Jones River- 10 Males	Tissue	1
L13452-15	Jones River- 10 Females	Tissue	1
L13452-16	Mast Landing -10 Males	Tissue	1
L13452-17	Tannery Brook - 10 Females	Tissue	1
L13452-18	East Bay - 10 Males	Tissue	1
L13452-19	Mast Landing - 10 Females	Tissue	1
L13452-20	Chandler River - 7 Males	Tissue	1
L13452-21	Deer Meadow Bk- 20 Females	Tissue	1
L13452-22	Long Creek- 7 Females	Tissue	1
L13452-23	Crane River- 10 Males	Tissue	1
L13452-24	Parker River- 10 Males	Tissue	1
L13452-25	Fore River - 10 Males	Tissue	1

No. Item(s): <i>25</i>	Date Shipped: <i>22 SEP-09</i>	Shipper's Name: <i>PAUL MILLER</i>	WAY Bill #: <i>942757540989</i>	Signature: <i>Paul Miller</i>
Relinquished by (Signature) Date _____ Time _____	Received by (Signature) Date <i>9.24.09</i> Time <i>0910</i>	Courier <i>FEDEX</i>		Waybill No.
Relinquished by (Signature) Date _____ Time _____	Received by (Signature) Date _____ Time _____	Sample Receipt		

	Coolers		
	#1	#2	#3
Temp C			
Custody Seal #			
Seal Intact	Y/N		
	Y/N		



AXYS

Axys Analytical
Services Ltd

Release Chain Of Custody

SHIP TO : Brooks Rand
Telephone : 206-632-6206
Contact Person : Tiffany Stilwater

Project Chemist : Angie Whetung
Axys Contract No. : 4574
WG30268 (REQ4734)

Axys Analytical Services Ltd., 2045 Mills Road, Sidney, BC, Canada V8L 5X2 Tel.(250) 655-5800 Fax.(250) 655-5811

Sample Tag			

Notes :