

# Maine Weekly Influenza Surveillance Report

## 2025-2026 Influenza Season

December 16, 2025

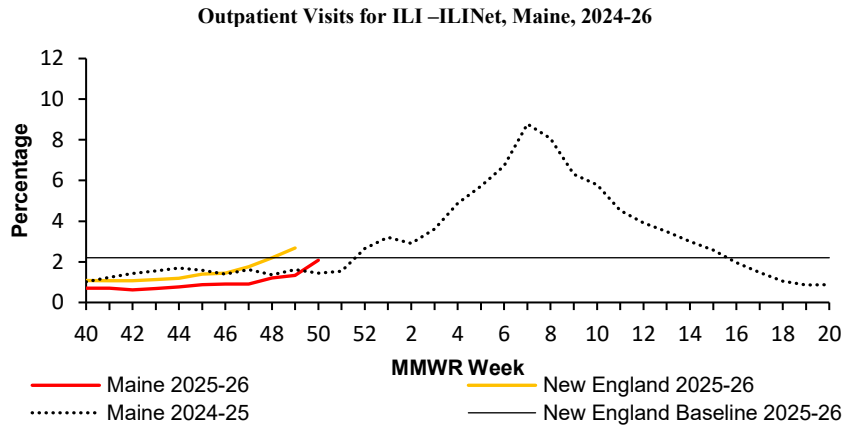
Data for MMWR week 50 (ending 12/13/2025)



### U.S. Outpatient Influenza-like Illness Surveillance Network (ILINet)

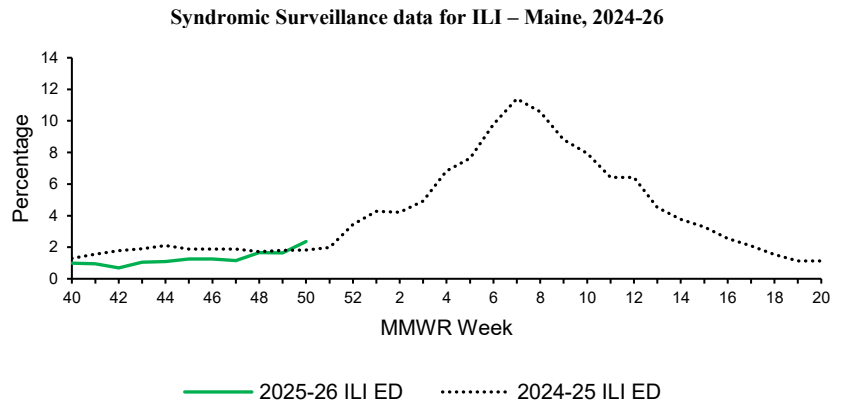
Percent of Outpatient Health Care Visits Due to ILI  
**2.08**

Number of ILINet Reporting Providers  
**45**



### Syndromic Surveillance

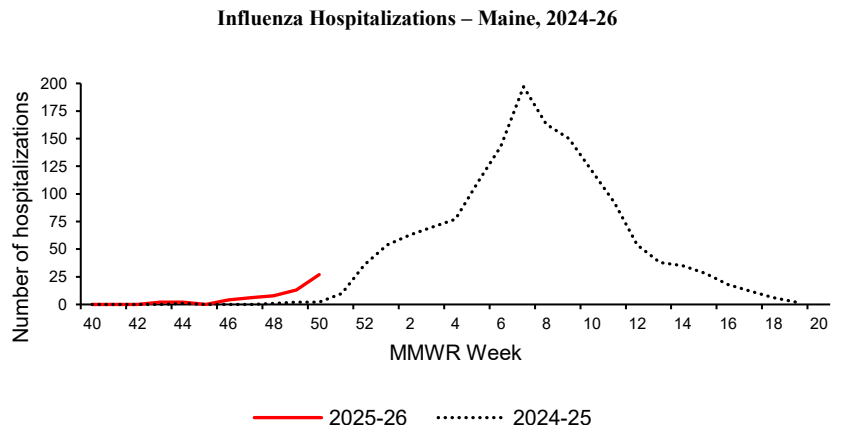
Percent of Emergency Room Visits Due to ILI  
**2.36**



### Hospitalizations

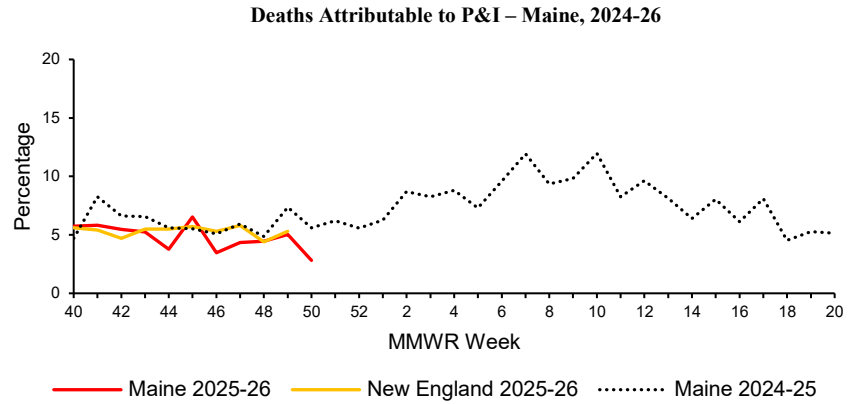
Influenza-Associated Hospitalizations This Week  
**27**

Total Influenza-Associated Hospitalizations This Season  
**62**



## Pneumonia and Influenza (P&I) Deaths

Percent of Deaths Due to P&I	<b>2.82%</b>
Influenza-Associated Deaths This Week*	<b>0</b>
Total Influenza-Associated Deaths This Season*	<b>1</b>
Pediatric Influenza-Associated Deaths This Season	<b>0</b>

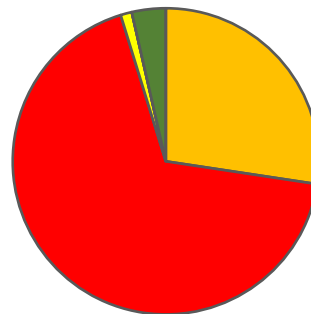
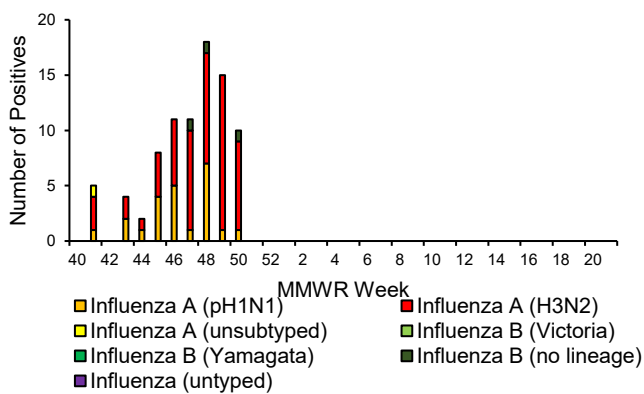


\*This number represents the number of individuals who had influenza specifically listed on their death certificate. This is likely an underrepresentation of the true burden, as many influenza-associated deaths are due to secondary infections. This is why Maine CDC reports Pneumonia and Influenza (P&I) deaths.

## Virologic Surveillance

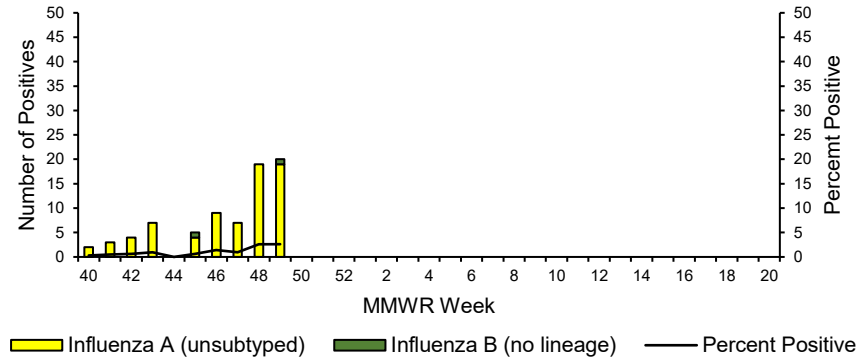
Health and Environmental Testing Laboratory	Week 50	2025-26 Season
No. of specimens tested	22	11
No. of positive specimens	10	84
<i>Positive specimens by type</i>		
<b>Influenza A</b>	9 (90%)	81 (96%)
(H1N1)pdm09	1 (11%)	23 (28%)
H3N2	8 (89%)	57 (72%)
<b>Influenza B</b>	1 (10%)	3 (4%)

**Influenza Positive PCR Tests, HETL – Maine, 2025-26**



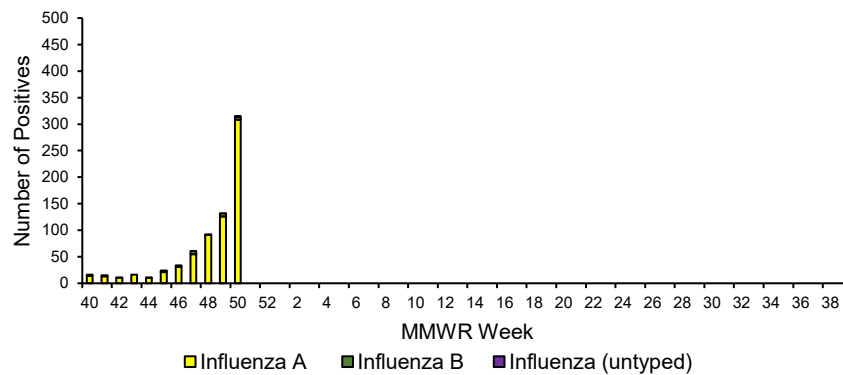
Maine Reference Laboratories	Week 50	2025-26 Season
No. of specimens tested	-	7,037
No. of positive specimens (%)	-	76 (1.08%)
<i>Positive specimens by type</i>		
Influenza A	-	74
Influenza B	-	2

Influenza Positive Tests, Maine Reference Labs – Maine, 2025-26



All Reported Laboratory Results	Week 50	2025-26 Season
No. of specimens positive by antigen test	107	237
No. of specimens positive by molecular test	208	490
<i>Positive specimens by type</i>		
Influenza A	208 (98%)	695 (96%)
Influenza B	6 (2%)	31 (4%)

Total Reported Positive Influenza Tests – Maine, 2025-26



### Antigenic Characterization (Vaccine Strain Match)

US CDC characterizes antigenicity by how well antibodies made against the vaccine strains recognize circulating virus that have been grown in cell culture. Of the characterized viruses, the vaccine strain antibodies recognized:

- 100% of influenza A/H1N1 viruses were well-recognized by ferret antisera raised against the cell-grown A/Wisconsin/67/2022-like reference virus for the season
- 9.1% of influenza A/H3N2 viruses were well-recognized by ferret antisera raised against the cell-grown A/District of Columbia/27/2023-like reference virus for the season.
- 85.7% of influenza B/Victoria lineage viruses were well-recognized by ferret antisera raised against the cell-grown B/Austria/1359417/2021-like reference virus.
- No influenza B/Yamagata samples were available for characterization

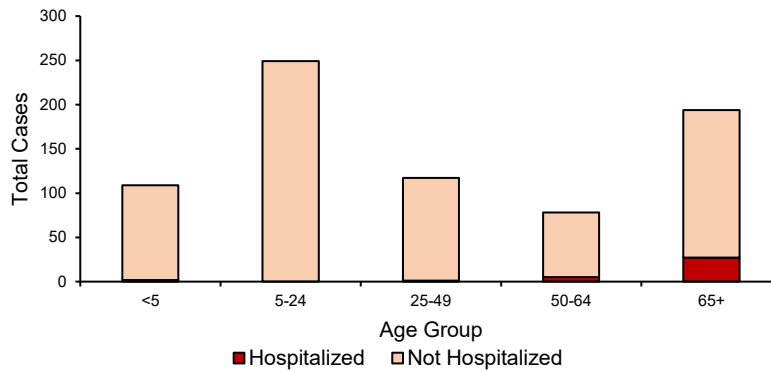
### Weekly County-level Influenza, Maine, Week 50

County	Positive labs	Hospitalizations
Androscoggin	22	3
Aroostook	9	1
Cumberland	68	3
Franklin	1	0
Hancock	10	0
Kennebec	12	1
Knox	4	0
Lincoln	1	0
Oxford	4	1
Penobscot	88	8
Piscataquis	11	1
Sagadahoc	4	0
Somerset	9	1
Waldo	5	1
Washington	7	1
York	65	6
<b>Total</b>	<b>320</b>	<b>27</b>

### Age Information – Maine, 2025-26 Season

	Age (years)		
	Min.	Mean	Max.
<b>Cases</b>	<1	37	100
<b>Hospitalizations</b>	<1	67	95
<b>Deaths</b>	NA	NA	NA

**Positive Influenza Tests by Age and Hospitalization Status – Maine, 2025-26**



**Influenza-Like Illness Outbreaks – Maine, 2025-26 Influenza Season**

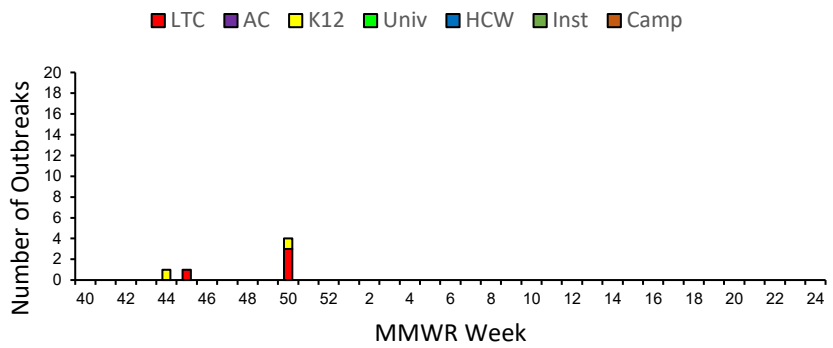
Number of New Outbreak Investigations  
**4**

Total Outbreaks This Season  
**6**

**Outbreak Facility Type Key:**

- LTC - Long Term Care Facility
- AC - Acute Care Facility (nosocomial)
- K12 - School (K-12) or daycare
- Univ - School (residential) or University
- HCW - Health care workers
- Inst - Other institutions (workplaces, correctional facilities etc)
- Camp - Camp

**Influenza-Like Illness Outbreaks by Facility Type – Maine, 2025-26**



**Influenza-Like Illness Outbreak by Facility Type and County – Maine, 2025-26**

County	LTC	AC	K12	Univ	HCW	Inst	Camp	Total
Androscoggin	1							1
Aroostook	1							1
Cumberland								0
Franklin								0
Hancock			1					1
Kennebec								0
Knox								0
Lincoln								0
Oxford								0
Penobscot	2		1					3
Piscataquis								0
Sagadahoc								0
Somerset								0
Waldo								0
Washington								0
York								0
<b>Total</b>	<b>4</b>	<b>0</b>	<b>2</b>	<b>0</b>	<b>0</b>	<b>0</b>	<b>0</b>	<b>6</b>

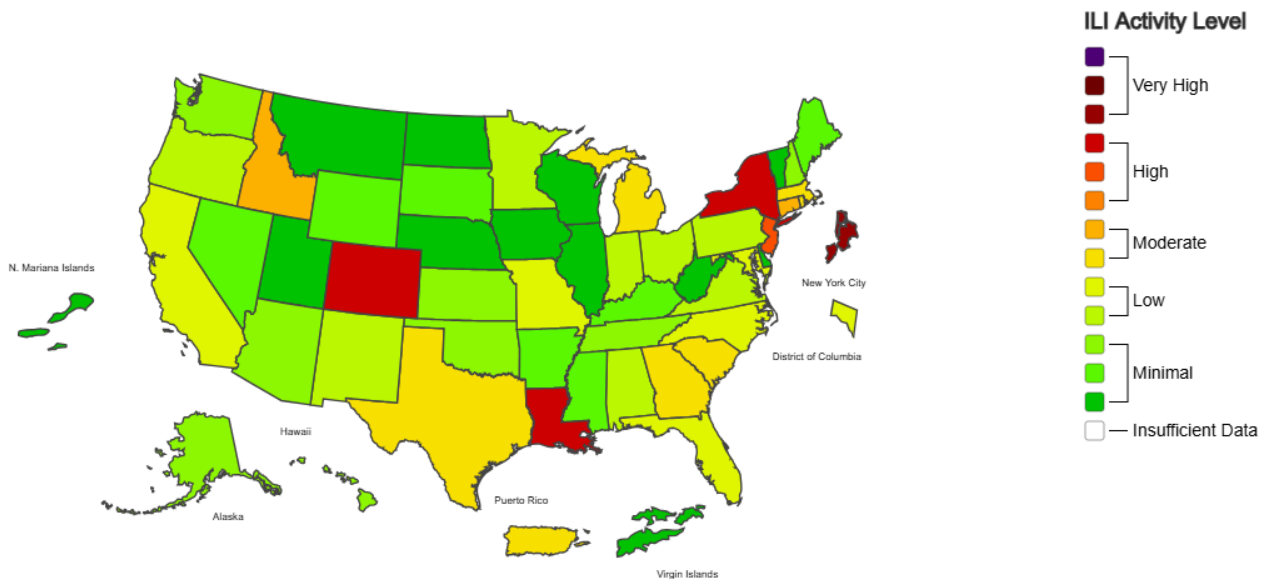


**A Weekly Influenza Surveillance Report Prepared by the Influenza Division**

**Outpatient Respiratory Illness Activity Map Determined by Data Reported to ILINet**

This system monitors visits for respiratory illness that includes fever plus a cough or sore throat, also referred to as ILI, not laboratory confirmed influenza and may capture patient visits due to other respiratory pathogens that cause similar symptoms.

**2025-26 Influenza Season Week 49 ending Dec 06, 2025**



\*This map uses the proportion of outpatient visits to healthcare providers for influenza-like illness to measure the ILI activity level within a state. It does not, however, measure the extent of geographic spread of flu within a state. Therefore, outbreaks occurring in a single city could cause the state to display high activity levels.

\*Data collected in ILINet may disproportionately represent certain populations within a state, and therefore may not accurately depict the full picture of influenza activity for the whole state.

\*Data displayed in this map are based on data collected in ILINet, whereas the State and Territorial flu activity map are based on reports from state and territorial epidemiologists. The data presented in this map is preliminary and may change as more data is received.

\*Differences in the data presented by CDC and state health departments likely represent differing levels of data completeness with data presented by the state likely being the more complete.

\*For the data download you can use Activity Level for the number and Activity Level Label for the text description.

\*This graphic notice means that you are leaving an HHS Web site.

For more information, please see CDC's Exit Notification and Disclaimer policy.

For more information on the methodology, please visit Outpatient Illness Surveillance methods section.