

State of Maine HIV/STD Annual Surveillance Report 2015



Paul R. LePage, Governor

Mary C. Mayhew, Commissioner

State of Maine HIV/STD Annual Surveillance Report

5 Year Data Summary

2011-2015

Data Notes:

HIV, AIDS, chlamydia, gonorrhea, and syphilis cases are reported to the Maine Center for Disease Control and Prevention (Maine CDC) through various confidential channels, including the use of secure and confidential fax and phone lines. Newly diagnosed cases are typically reported to Maine CDC by healthcare providers, healthcare facilities, and laboratories within 48 hours of diagnosis as required by state law.

Because this report is based on data received from the reporting facilities mentioned above, delays in reporting may result in changes to the final statistics provided in this or other reports. The completeness and accuracy of data elements obtained from patients and provided by healthcare providers determines the quality of data used in compiling this report. Data included in this report may succumb to all or some of these limitations.

*= District represents district of residence at time of disease diagnosis.

The eight public health districts are as follow:

York= York County

Cumberland= Cumberland County

Western= Androscoggin, Franklin, and Oxford Counties

Mid Coast= Knox, Lincoln, Sagadahoc, and Waldo Counties

Central= Kennebec and Somerset Counties

Penquis= Penobscot and Piscataquis Counties

Downeast= Hancock and Washington Counties

Aroostook= Aroostook County

**Risk for HIV infection is self identified and is defined as follows:

MSM = Men who have sex with other men

IDU = Injection drug users

MSM/IDU = Men who engage in both behaviors above

HET = Heterosexuals who have a partner who is known to have, or be at high risk for HIV infection

Pediatric = Children whose infection was acquired from their mother during pregnancy, birth, or breastfeeding

NRR/NIR = No reported risk or no identified risk (includes heterosexuals with partners NOT known to have, or be at high risk for HIV infection).

Acknowledgements:

The completion of this report was achieved as a result of the support from various healthcare facilities, laboratories, and private physicians/providers that play an integral role in HIV and STD surveillance by providing timely disease reports to Maine CDC.

Report prepared by:

Fleur Hopper, Brenda Kendall, and Emer Smith

HIV, STD, and Viral Hepatitis Program

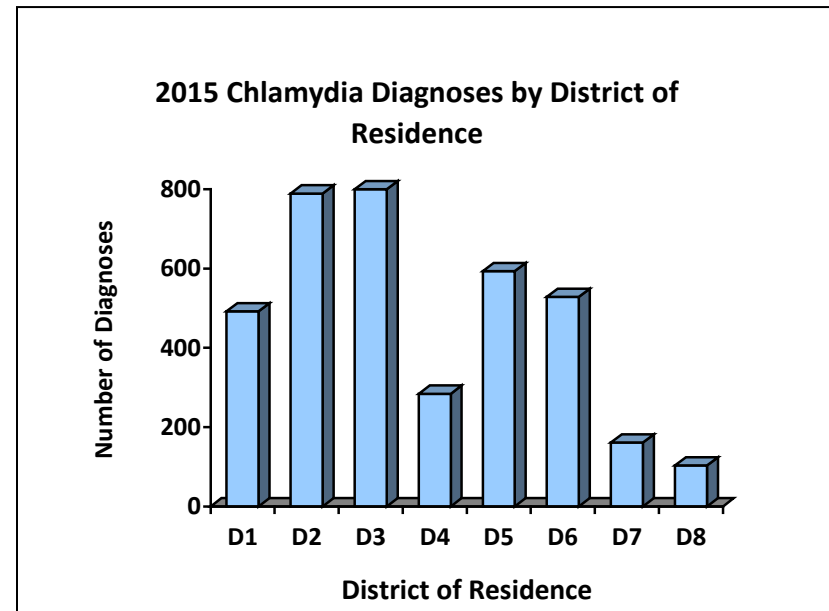
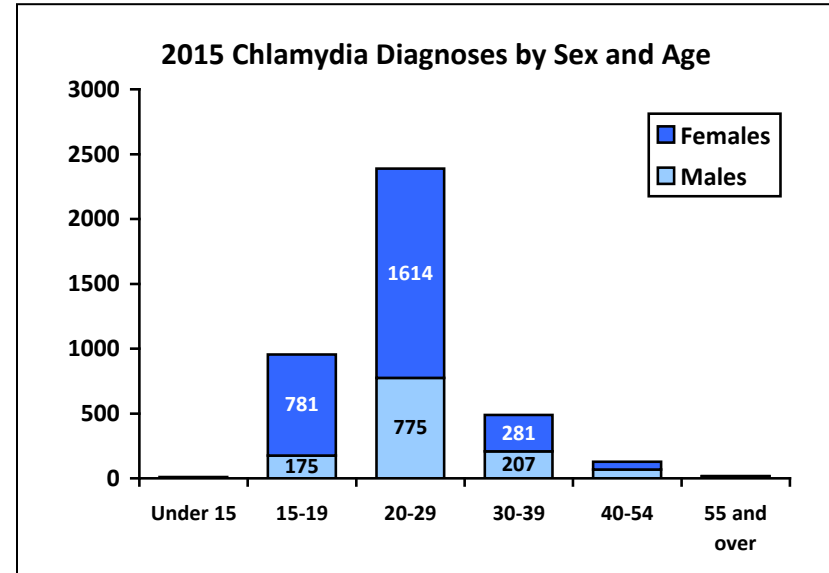
Division of Disease Control

Maine Center for Disease Control and Prevention

Phone: 207-287-3747

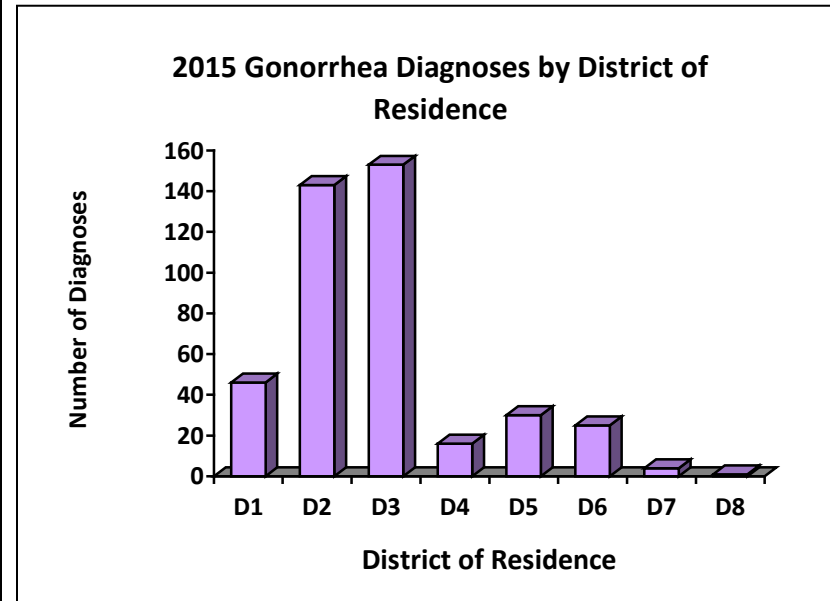
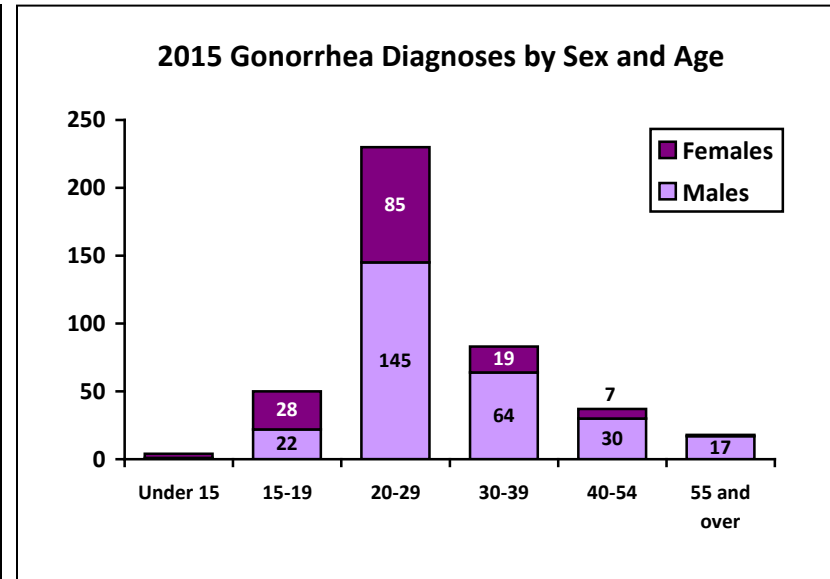
Maine HIV/STD Surveillance Program Summary Report
2011-2015
Chlamydia

Year	2011		2012		2013		2014		2015	
Sex	Cases	%	Cases	%	Cases	%	Cases	%	Cases	%
Male	944	31	989	29	1031	30	1050	30	1243	31
Female	2150	69	2422	71	2405	70	2479	70	2751	69
Unknown	0	0	2	<1	3	<1	2	<1	0	0
Race	Cases	%	Cases	%	Cases	%	Cases	%	Cases	%
White	2118	68	2382	70	2263	66	1893	54	2137	54
Black	114	4	141	4	138	4	139	4	124	3
Asian/Pacific Isl.	22	<1	16	<1	10	<1	22	<1	24	<1
Am. Ind/Alask. Nat.	13	<1	16	<1	13	<1	4	<1	12	<1
Other/Unknown	827	27	858	25	1015	30	1473	42	1697	42
Ethnicity	Cases	%	Cases	%	Cases	%	Cases	%	Cases	%
Hispanic	12	<1	9	<1	15	<1	23	<1	19	<1
Not Hispanic	2207	71	2503	73	2442	71	2022	57	2253	56
Other/Unknown	875	28	901	26	982	29	1486	42	1722	43
Age at Diagnosis	Cases	%	Cases	%	Cases	%	Cases	%	Cases	%
<15	29	1	26	1	27	1	20	1	9	<1
15-19	916	30	1003	29	941	27	928	26	956	24
20-24	1255	41	1407	41	1413	41	1476	40	1645	41
25-29	508	16	582	17	615	18	640	18	744	19
30-39	278	9	293	9	322	9	340	10	488	12
40-54	90	3	80	2	106	3	108	3	127	3
>54	8	<1	8	<1	7	<1	11	<1	18	<1
Age Unknown	10	<1	14	<1	8	<1	8	<1	7	<1
District*	Cases	%	Cases	%	Cases	%	Cases	%	Cases	%
1-York	471	15	520	15	471	14	399	11	492	12
2-Cumberland	749	24	746	22	793	23	827	24	789	20
3-Western Maine	529	17	646	19	714	21	712	20	823	21
4-Mid Coast	279	9	278	8	277	8	292	8	284	7
5-Central Maine	457	15	459	13	426	12	476	14	593	15
6-Penquis	312	10	469	14	476	14	573	16	528	13
7-Downeast	178	6	191	6	168	5	140	4	161	4
8-Aroostook	119	4	103	3	114	3	112	3	103	3
Unknown	0	0	1	<1	0	0	0	0	492	12
	Cases	%	Cases	%	Cases	%	Cases	%	Cases	%
Total	3094	100	3413	100	3439	100	3531	100	3994	100



Maine HIV/STD Surveillance Program Summary Report
2011-2015
Gonorrhea

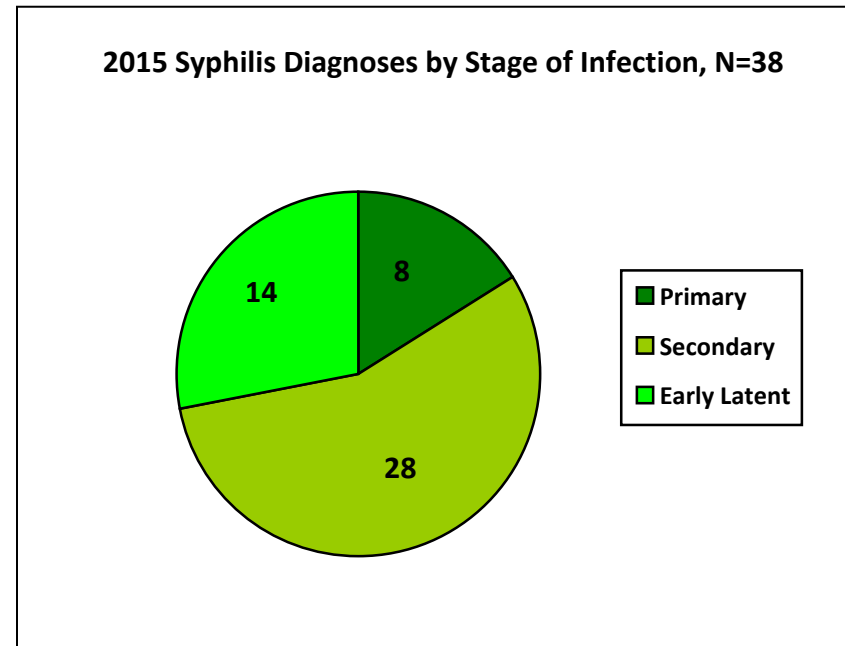
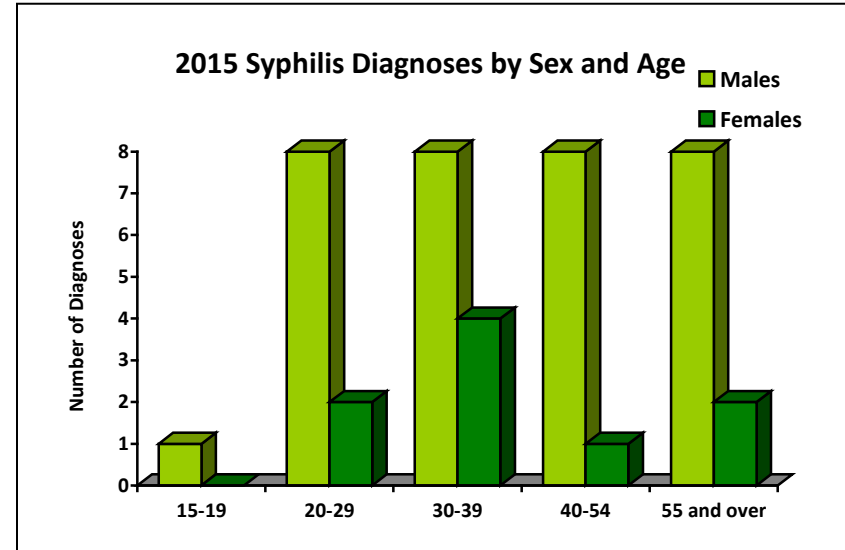
Year	2011		2012		2013		2014		2015	
Sex	Cases	%	Cases	%	Cases	%	Cases	%	Cases	%
Male	150	55	215	47	127	52	137	58	279	66
Female	122	45	241	53	119	48	98	41	144	34
Unknown	0	0	0	0	0	0	2	1	0	0
Race	Cases	%	Cases	%	Cases	%	Cases	%	Cases	%
White	190	70	319	70	152	62	138	58	275	65
Black	37	14	80	18	51	21	25	11	49	12
Asian/Pacific Isl.	2	<1	2	<1	0	0	2	1	4	<1
Am. Ind/Alask. Nat.	2	<1	1	<1	0	0	0	0	0	0
Other/Unknown	41	15	54	12	43	17	72	30	95	23
Ethnicity	Cases	%	Cases	%	Cases	%	Cases	%	Cases	%
Hispanic	2	<1	5	<1	0	0	1	<1	1	<1
Not Hispanic	228	84	495	87	208	85	165	70	328	77
Other/Unknown	42	15	56	12	36	15	71	30	94	22
Age at Diagnosis	Cases	%	Cases	%	Cases	%	Cases	%	Cases	%
<15	1	<1	1	<1	2	<1	2	1	4	<1
15-19	40	15	46	10	24	10	28	12	50	12
20-24	64	24	142	31	77	31	74	31	128	30
25-29	64	24	107	23	53	22	54	23	102	24
30-39	55	20	89	20	56	23	43	18	83	20
40-54	42	15	54	12	25	10	28	12	37	9
>54	6	2	16	4	9	4	7	3	18	4
Age Unknown	0	0	1	<1	0	0	1	<1	1	<1
District*	Cases	%	Cases	%	Cases	%	Cases	%	Cases	%
1-York	15	6	35	8	23	9	35	15	46	11
2-Cumberland	107	39	118	26	65	26	60	25	143	34
3-Western Maine	98	36	194	43	97	40	74	31	153	36
4-Mid Coast	10	4	22	5	17	7	14	6	16	4
5-Central Maine	6	2	43	9	15	6	28	12	30	7
6-Penquis	21	8	22	5	17	7	18	8	25	6
7-Downeast	9	3	15	4	8	3	7	3	4	1
8-Aroostook	6	2	7	2	4	2	1	<1	1	<1
Unknown	0	0	0	0	0	0	0	0	46	11
	Cases	%	Cases	%	Cases	%	Cases	%	Cases	%
Total	272	100	456	100	246	100	237	100	423	100



Maine HIV/STD Surveillance Program Summary Report
2011-2015

Primary, Secondary, and Early Latent Syphilis

Year	2011		2012		2013		2014		2015	
Sex	Cases	%	Cases	%	Cases	%	Cases	%	Cases	%
Male	19	95	17	89	15	94	18	86	41	82
Female	1	5	2	11	1	6	3	14	9	18
Unknown	0	0	0	0	0	0	0	0	0	0
Race	Cases	%	Cases	%	Cases	%	Cases	%	Cases	%
White	15	75	16	84	11	69	18	86	38	76
Black	0	0	0	0	1	6	0	0	0	0
Asian/Pacific Isl.	0	0	0	0	0	0	1	5	0	0
Am. Ind/Alask. Nat.	0	0	0	0	0	0	0	0	0	0
Other/Unknown	5	25	3	16	4	25	2	10	12	24
Ethnicity	Cases	%	Cases	%	Cases	%	Cases	%	Cases	%
Hispanic	0	0	1	5	0	0	0	0	1	2
Not Hispanic	15	75	15	79	13	81	19	90	36	72
Other/Unknown	5	25	3	16	3	19	2	10	13	26
Age at Diagnosis	Cases	%	Cases	%	Cases	%	Cases	%	Cases	%
<15	0	0	0	0	0	0	0	0	0	0
15-19	1	5	2	11	0	0	1	5	1	2
20-24	3	15	4	21	3	19	3	14	2	4
25-29	6	30	0	0	1	6	1	5	11	22
30-39	4	20	10	52	7	44	5	24	12	24
40-54	5	25	3	16	4	25	6	28	14	28
>54	1	5	0	0	1	6	5	24	10	20
Age Unknown	0	0	0	0	0	0	0	0	0	0
District*	Cases	%	Cases	%	Cases	%	Cases	%	Cases	%
1-York	6	30	1	5	2	13	2	10	5	10
2-Cumberland	6	30	10	52	7	43	6	28	26	52
3-Western Maine	2	10	0	0	2	13	4	19	1	2
4-Mid Coast	2	10	0	0	0	0	2	10	3	6
5-Central Maine	1	5	6	32	2	13	0	0	12	24
6-Penquis	1	5	0	0	1	6	5	24	1	2
7-Downeast	2	10	2	11	2	13	2	10	1	2
8-Aroostook	0	0	0	0	0	0	0	0	0	0
Unknown	0	0	0	0	0	0	0	0	1	2
	Cases	%	Cases	%	Cases	%	Cases	%	Cases	%
Total	20	100	19	100	16	100	21	100	50	100



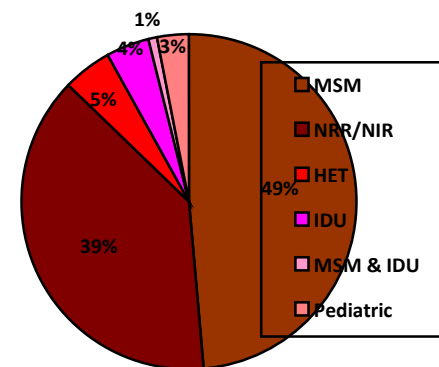
Maine HIV/STD Surveillance Program Summary Report

2011-2015

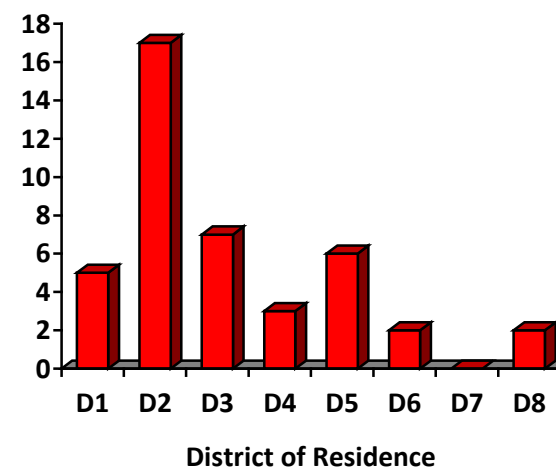
HIV

Year	2011		2012		2013		2014		2015	
Sex	Cases	%	Cases	%	Cases	%	Cases	%	Cases	%
Male	43	80	35	73	30	65	40	69	38	79
Female	11	20	13	27	16	35	18	31	10	21
Unknown	0	0	0	0	0	0	0	0	0	0
Race	Cases	%	Cases	%	Cases	%	Cases	%	Cases	%
White	35	65	34	71	23	50	30	52	23	48
Black	16	30	10	21	17	37	25	43	14	29
Asian/Pacific Isl.	0	0	2	4	0	0	0	0	1	2
Am. Ind/Alask. Nat.	0	0	1	2	0	0	0	0	0	0
Other/Unknown	3	5	1	2	6	13	3	5	6	13
Ethnicity	Cases	%	Cases	%	Cases	%	Cases	%	Cases	%
Hispanic	1	2	1	2	3	7	3	5	4	8
Not Hispanic	50	93	46	96	36	78	52	90	34	71
Other/Unknown	3	5	1	2	7	15	3	5	10	21
Age at Diagnosis	Cases	%	Cases	%	Cases	%	Cases	%	Cases	%
<15	0	0	1	2	3	7	1	2	2	4
15-19	0	0	2	4	0	0	2	3	2	4
20-24	2	4	1	2	2	4	9	16	7	15
25-29	5	9	2	4	1	2	3	5	3	6
30-39	15	28	12	25	14	30	15	26	13	27
40-54	27	50	21	44	20	43	19	33	13	27
>54	5	9	9	19	6	13	9	16	8	17
Age Unknown	0	0	0	0	0	0	0	0	0	0
District*	Cases	%	Cases	%	Cases	%	Cases	%	Cases	%
1-York	9	17	6	13	7	15	6	10	5	10
2-Cumberland	26	49	20	42	23	50	32	55	17	35
3-Western Maine	4	7	6	13	7	15	3	5	7	15
4-Mid Coast	2	4	1	2	0	0	3	5	3	6
5-Central Maine	5	9	8	16	5	11	7	12	6	13
6-Penquis	3	5	2	4	2	4	6	10	2	4
7-Downeast	1	2	5	10	1	2	1	2	0	0
8-Aroostook	4	7	0	0	1	2	0	0	2	4
Unknown	0	0	0	0	0	0	0	0	6	13
	Cases	%	Cases	%	Cases	%	Cases	%	Cases	%
Total	54	100	48	100	46	100	58	100	48	100

HIV Diagnoses by Risk Factor (%)**
2010-2015, N=254



2015 HIV Diagnoses by District of Residence



Maine HIV/STD Surveillance Program Summary Report
2011-2015
AIDS

Year	2011		2012		2013		2014		2015	
Sex	Cases	%	Cases	%	Cases	%	Cases	%	Cases	%
Male	21	75	21	68	19	61	23	82	6	23
Female	7	25	10	32	11	39	5	18	20	77
Unknown	0	0	0	0	0	0	0	0	0	0
Race	Cases	%	Cases	%	Cases	%	Cases	%	Cases	%
White	19	68	23	74	22	73	27	96	15	58
Black	8	28	6	19	5	17	1	4	8	31
Asian/Pacific Isl.	0	0	0	0	1	3	0	0	2	8
Am. Ind/Alask. Nat.	0	0	1	3	0	0	0	0	0	0
Other/Unknown	1	4	1	3	2	7	0	0	1	4
Ethnicity	Cases	%	Cases	%	Cases	%	Cases	%	Cases	%
Hispanic	0	0	0	0	3	10	0	0	2	8
Not Hispanic	27	97	30	97	25	83	28	100	20	77
Other/Unknown	1	3	1	3	2	7	0	0	4	15
Age at Diagnosis	Cases	%	Cases	%	Cases	%	Cases	%	Cases	%
<15	0	0	0	0	0	0	0	0	0	0
15-19	0	0	1	3	0	0	0	0	0	0
20-24	1	4	0	0	1	3	0	0	3	12
25-29	1	4	2	7	0	0	2	7	0	0
30-39	9	32	10	32	4	13	4	14	6	23
40-54	12	43	11	35	17	57	17	61	7	27
>54	5	17	7	23	8	27	5	18	5	19
Age Unknown	0	0	0	0	0	0	0	0	0	0
District*	Cases	%	Cases	%	Cases	%	Cases	%	Cases	%
1-York	5	17	2	7	5	17	5	18	5	19
2-Cumberland	14	50	14	45	14	47	12	43	12	46
3-Western Maine	2	7	2	7	1	3	2	7	4	15
4-Mid Coast	3	11	0	0	1	3	0	0	0	0
5-Central Maine	3	11	2	7	7	23	5	18	1	4
6-Penquis	0	0	5	16	1	3	2	7	0	0
7-Downeast	0	0	5	16	1	3	0	0	0	0
8-Aroostook	1	4	1	3	0	0	2	7	0	0
Unknown	0	0	0	0	0	0	0	0	4	15
Total	Cases	%	Cases	%	Cases	%	Cases	%	Cases	%
	28	100	31	100	30	100	28	100	26	100

