

Maine DEP Petroleum Vapor Triage Report Phase 2A and 2B

**Cumberland Farms, Inc.
1336 Forest Avenue
Portland, Maine**

April, 2011

Prepared for:

Maine Department of Environmental Protection

Prepared by:



1034 Broadway
South Portland, Maine

John S. Marchewka, C.G., P.G.
MAI Environmental

TABLE OF CONTENTS

	Page
SECTION 1. INTRODUCTION AND OBJECTIVES	1
SECTION 2. SITE BACKGROUND	1
SECTION 3. SCOPE OF WORK.....	5
SECTION 4. METHODOLOGY	6
4.1 General Methodology	6
4.2 Sample Collection and Testing Methodologies	6
SECTION 5. RESULTS	8
5.1 Quality Assurance.....	8
5.2 Soil Samples.....	9
5.3 Groundwater	9
5.4 Soil Gas.....	10
SECTION 6. CONCLUSIONS.....	13

LIST OF FIGURES

- Figure 1: Site Location Map
- Figure 2: Site Map

LIST OF TABLES

- Table 1: General Methodology
- Table 2: Sample Collection and Testing Methodology
- Table 3: Fixed Gas Data
- Table 4: Soil Analytical Data
- Table 5: Groundwater Elevations
- Table 6: Groundwater Analytical Data
- Table 7: Soil Gas Analytical Data

LIST OF APPENDICES

- Appendix 1: Figures and Tables
- Appendix 2: Boring Logs and Monitoring Well Construction Details
- Appendix 3: Sampling Data Sheets
- Appendix 4: Laboratory Reports

SECTION 1. INTRODUCTION AND OBJECTIVES

This report summarizes the vapor intrusion (VI) investigation methods and results pertaining to the Cumberland Farms, Inc. (CFI) Forest Ave Site, Portland, Maine. Three (3) Areas of Concern (AOCs) were identified as part of the Phase 1 Environmental Assessment and are discussed in the following sections. The objectives of the Phase 2A and 2B investigations for the Forest Ave Site were as follows:

- Evaluate vapor concentration in or next to utility conduits that connect to potential receptors; CFI building and two off-Site apartment buildings.
- Collect soil, groundwater and soil gas samples from Areas of Concern (AOCs) to compare source concentrations in the three media to concentrations outside the source areas; 15 ft and 30 ft away.
- Collect soil gas samples at 2 ft above the water table and 8 ft below ground surface (15 ft separation) at the source areas to evaluate vertical soil gas concentration gradients.
- Collect soil gas samples at a distance of 15ft and 30 ft outside the source areas to evaluate horizontal soil gas concentration gradients.
- Collect soil gas samples in or next to preferential pathways and assess the migration potential for elevated soil gas concentrations to move along those pathways to receptors.
- Collect data during two seasonal events; once during the summer (August) and once during the winter (December) to compare concentrations between sampling events.

SECTION 2. SITE BACKGROUND

The Forest Ave CFI Site is located at 1336 Forest Ave in Portland, Maine and is approximately 0.375 acres in size. The lot is occupied by a single story building, constructed on a concrete slab. Approximately 75% of the building is used for CFI's convenience store and 25% is vacant rental space. Presently there is a two-dispenser fueling pad covered by a canopy located on the east portion of the property next to Forest Ave. Three 8,000 gal gasoline USTs are located in the northern portion of the property. The Site is bound to the north and west by residential property, south by a parking lot owned by the City of Portland, southwest by residential property and east by Forest Ave, beyond which is commercial property. **See Figure 1 Site Location Map and Figure 2 Site Map**, which are located in the back of this report.

The following Recognized Environmental Conditions (RECs) were identified from the previously completed ASTM 1527-05 Phase 1 Environmental Assessment:

- The documented property ownership and property use prior to Cumberland Farms (1964-1973) as a Service Station.
- The documented installation of two-550 gallon USTs on the west side of the building with no documentation of their removal.
- Current use of the property (gasoline station) since 1973.
- Documented petroleum release in 2004, which caused impacts to soil and groundwater at the property.

- The documented historical abutting property ownership and past/current use as a filling station along with reported releases and petroleum vapor impacts (Susan's fish n Chips, across Forest Ave).
- The vapor encroachment screen (VES) resulted in a determination that a vapor encroachment concern (VEC) *Likely Exists*. The determination was based on the Site's historical use and the documented subsurface impacts that potentially intersect subsurface utilities (significant preferential pathway) serving the Site.

The identified RECs have been evaluated with regard to potential source areas for VI at the CFI Site and have resulted in three (3) AOCs, which are described below:

AOC-1 Area of Existing and Former Dispenser Islands - In 2004 a petroleum release occurred from the dispenser island piping causing impacts to soil and groundwater. MEDEP estimated up to 1,000 gallons of product could have been released. Free product was discovered in one monitoring well (MW1), located directly south of the pump island. Free product was removed from the well through vacuum extraction. Contamination in the soil was also found on the east side of the dispenser island (MW2 and MW3), but at lower levels than at MW1. Borings and monitoring wells installed on the north and west sides of the dispenser island showed low to non-detect petroleum impacts to soil. Groundwater flow direction in that portion of the Site is believed to be towards the south-southeast based on water elevation data from previous studies. The natural gas service line trends just south of the dispenser-island and MW1 and connects to the building's southeast corner. The gas line and the utilities along Forest Ave. are potential preferential pathways for vapor migration. The sewer main along Forest Ave. is 20 ft bgs and may intersect the water table.

AOC – 2 Area of Existing and Former USTs – There have been at least two generations of USTs at the current UST location on Site. In 1987, four 4,000 gal. gasoline USTs were replaced with three 8,000 gal. USTs. There is no documentation on the environmental conditions related to the USTs removal in 1987. Although there is no documented release from AOC-2, soil borings and monitoring wells completed in 2004 as part of the investigation related to the fuel dispenser release (AOC-1), showed elevated petroleum impacts in soil at the water table (20 ft) in MW7. PID readings in the MW7 boring were 1,759 PPM from 13-15 ft and 397 PPM from 25-27 ft. MW7 is located on the north side of the existing and former UST pit. Groundwater elevation data collected during a previous study indicate that the water table at MW7 is lower than the water table at MW8 indicating a possible gradient to the north-northeast. This data contradicts the groundwater elevation data from the monitoring wells around AOC-1, which show groundwater moving to the south-southeast. It is possible that on a local scale, a groundwater divide exists. Groundwater in the northern portion of the Site might move towards the north-northeast while groundwater in the center to southern portions of the Site moves to the south-southeast. Limited data exists around the existing and former UST pit related to the extent of petroleum impacts. As indicated above, MW7 showed evidence of a release in soil samples collected at the water table (20 ft). MW8 did not show evidence of impacts and based on water table elevations, MW8 is hydraulically up gradient from MW7.

AOC – 3 Area of Former Fuel Oil and Waste Oil USTs – AOC-3 is located on the west side of the CFI building in a small area of the property between the building and western property line. Records indicate that a fuel oil and waste oil UST were installed in 1964, but there was no documentation found indicating whether or not the two USTs were removed. There is no record of a release from the fuel oil or waste oil USTs. The reported location of the old USTs is close to the CFI building and property line that separates the CFI Site from residential property. Based on the information to date, there are no preferential pathways in the form of utility conduits that would connect the area of the USTs to the CFI building, or to the abutting residence. Ground penetrating radar survey (GPR) conducted in AOC-3 as part of the Phase IIA Investigation indicated no evidence of USTs remaining at that location.

Note: AOC-3 was not investigated as part of the Phase 2A or 2B investigations and is not discussed further in this report, or depicted on the Site Map.

Underground Utilities as Preferential Pathways

The Site and surrounding area are served by public water and sewer provided by the Portland Water District. Figure 2 shows the utility information that is known at this time. Underground utilities at the Site consist of:

- Natural Gas – Natural gas enters the south side of the building and is connected to the main along Forest Ave. The service line crosses the property just south of AOC-1.
- Sewer pipeline – A sewer line easement trends east-west along the north side of the property and crosses through the location of the existing USTs. The sewer easement provides service to the abutting residential properties northwest of the Site. The CFI building's sewer service is connected to the north side of the building and runs northeast between the pump island and USTs discharging to the sewer easement close to Forest Ave. The sewer main is 20 ft deep along Forest Ave, sloping up to approximately 2 ft (top of pipe) on the west side of the property. According to the abutting property owner to the west, during the UST upgrade, the sewer line connecting his property to the sewer main was broken. The pipe was repaired by the tank installers within the UST excavation.
- Water – The water service shut-off for the Site is located on the edge of Forest Ave. No additional information was obtained indicating the location of the water service line through the property.
- UST Vent Pipes – UST vent pipes are located at the western property boundary and are connected to the USTs along the north side of the building.
- Dispenser Electrical Conduits – The electrical conduits from the dispenser island enter the northeast corner of the building, between the USTs and dispenser-island.

The depth to groundwater is approximately 18-20 ft below ground surface (bgs). A previous utility survey indicated that all the manholes and utility lines are above the water table with the exception of one sewer manhole located in the middle of Forest Ave., opposite Morrill Street, which has a bottom elevation that correlates to 21 ft bgs. This sewer manhole and a portion of the sewer pipe and conduit connected to this manhole are likely below the water table. The sewer main that runs beneath Forest Ave. is likely at or below the water table along the front (east) of the property.

The preferential pathways of concern related to the presently known underground utilities include:

1. The sewer line that connects to the CFI building. The mapped location of the sewer line crosses close to the old UST pit where petroleum impacted soil might exist.
2. The sewer line easement that crosses (east-west) in the northern portion of the property is mapped as crossing the former and existing UST pit where documented petroleum impacts exist. This easement is not directly connected to the CFI building, however it is connected to abutting residential property to the west. The sewer easement represents a potential preferential pathway for vapor migration to off-Site receptors – the residents and utility conduits along Forest Ave.
3. The electrical line conduit that connects the dispenser island to the north side of the building is a potential preferential pathway for vapor migration to the CFI building, due to the documented presence of petroleum impacts in the area of the existing dispenser island.
4. The natural gas line that enters the south side of the building is a potential preferential pathway to the CFI building and offsite to Forest Ave. due to possible impacted groundwater in the southeast direction of the dispenser islands. The gas line would likely trend 15-16 ft above a downgradient plume of impacted groundwater, because the water table is 18-20 ft below the ground surface.

SECTION 3. SCOPE OF WORK

The scope of work for the Phase 2A and Phase 2B investigations was outlined in two study plans dated August 16, 2010 and December 6, 2010, respectively. The combined scope of work for Phase 2A and Phase 2B included the following:

- Completion of 11 direct-push borings. Soils were logged and field screened using a PID. Borings were designated B10 – B20.
 - Installation of four (4) monitoring wells (MW10 - MW13). MW1 - MW9 were installed in 2004 during a different investigation.
 - Installation of 21 soil gas implants and 2 soil gas “grab” samples as follows:
 - 17 soil vapor implants were installed using MAI’s Geoprobe drill rig (SG1S/1D – 3S/3D, 4S, 6D, 7S/7D, 9S/9D, 10S/10D, 13D, 14D, and 15).
 - Three (3) soil gas implants were installed into utility conduit backfill using hand installation methods where visual confirmation of the utility line was obtained (SG12, SG13S, and SG14S).
 - One (1) soil gas implant was installed into utility conduit backfill using hand installation methods where visual confirmation of the utility line was not obtained. Implant location was identified by a third party locate service (SG6S).
 - Two (2) sub-floor soil gas “grab” samples were collected from beneath the CFI building floor at the same location, but on different dates using hand installation methods (SG8 – August 2010 and SG8A – December 2010).
 - Collection and laboratory analysis of two (2) soil samples for VPH (MADEP Method VPH 04 1.1); B13 (20-22.5’) and B16 (20-22.5’).
 - Elevation survey of monitoring wells and depth to groundwater measurements.
 - Collection and laboratory analysis of 13 groundwater samples for VPH (MADEP Method VPH 04 1.1): MW1, MW3, MW6, MW10 on 8/31/10, and MW1, MW3, MW7, MW8, and MW10 – MW13 on 12/21/10.
 - Collection and laboratory analysis of eight (8) groundwater samples for VOCs (EPA Method 8260B chlorinated VOCs only): MW1, MW3, MW7, MW8, MW10 – MW13 on 12/21/10, only. All groundwater VOCs by EPA 8260B were non-detect, therefore not shown in groundwater results, Table 6 in Appendix 1.
 - Collection and laboratory analysis of 28 soil gas samples from the above soil gas sampling points for:
 - chlorinated VOCs by EPA method TO-15,
 - Air petroleum hydrocarbons in air (APH) by Massachusetts DEP’s Air-Phase Petroleum Hydrocarbons (APH) method, Rev1 December 2009, and
 - fixed gases oxygen, carbon dioxide and methane (O₂, CO₂ and CH₄)
- Note: 12 soil gas samples were collected in August/September 2010 and 16 samples were collected in December 2010.

SECTION 4. METHODOLOGY

The general methodological approach and specific sampling and testing methodologies are presented in **Tables 1 and 2 in Appendix 1**.

4.1 General Methodology

The Forest Ave Site has two source areas that were addressed as part of the investigation. AOC-1 represents the area of the existing dispenser island and AOC-2 represents the area of the former and existing USTs. The general approach to both AOC's was to collect co-located soil, groundwater, and soil gas samples from as close to the dispenser islands and USTs as possible given the required set-back distances. From there, lateral migration was assessed by stepping out 15 and 30 ft with additional co-located samples for soil, groundwater and soil gas. Vertical soil gas gradients were also assessed, because the depth to groundwater is approximately 20 ft bgs.

Two underground utilities, or preferential pathways of concern were investigated; the sewer line that runs east to west through the UST area, then connecting to the resident located next to the western property line and the sewer service line that enters the north side of the CFI building. Soil, groundwater, and deep and shallow soil gas samples were co-located next to the CFI building where the sewer service line enters.

The sewer line that runs through the UST area was addressed at three sampling points between the USTs and the abutting residential property - west. Three (3) soil gas implants were installed in the sewer line conduit backfill, with visual confirmation of the sewer pipe as assurance that the implants were installed within the utility conduit. Visual confirmation means that hand coring and soil vacuuming was performed at each implant location to the extent that the sewer line pipe became visible. The soil gas implants were placed directly next to the sewer pipe, therefore assuring that the implants were within the utility backfill conduit. Co-located soil (PID only), deep soil gas, and groundwater samples were also collected to compare analytical data sets.

Two sub-slab soil gas samples (SG8 and SG8A) were collected inside the building, where access was allowed by Cumberland Farms.

Table 1, General Methodology, Appendix 1, describes the samples collected and the rationale for each sample.

4.2 Sample Collection and Testing Methodologies

The sample collection and testing methodologies are described in **Table 2, Sample Collection and Testing Methodologies, Appendix 1**.

Soil boring logs are in **Appendix 2, Boring Logs and Monitoring Well Construction Details**.

Soil and groundwater samples were submitted to Analytics Environmental Laboratory LLC, via Maine Environmental Laboratory in Yarmouth, Maine, for analysis of VPH. A trip blank accompanied all groundwater samples.

Soil gas samples were submitted to Alpha Analytical, Mansfield, Massachusetts for analysis of fixed gases, chlorinated organic compounds and petroleum hydrocarbons. Field data sheets for soil gas sampling are in **Appendix 3, Soil Gas Field Data Sheets**.

Soil analytical results were compared to Table 5, Tier 2 Risk-Based Soil Remediation Guidelines for Petroleum Target Compounds and Hydrocarbon Fractions, in *Remediation Guidelines for Petroleum Contaminated Sites in Maine*, effective December 1, 2009 (referred to hereafter as OCW Guidelines).

Groundwater analytical results were compared to the following standards and guidelines:

- Maine Centers for Disease Control, Maximum Exposure Guidelines for drinking water, December 5, 2008, (MEGs),
- Massachusetts Contingency Plan Method 1 Groundwater Standards, Table 1, GW-2 Standards (310 CMR 40.0974(2), which apply to groundwater that is considered a potential source of indoor air contamination, and
- Note: MEDEP Draft Groundwater Vapor Intrusion Screening Levels for the Chronic Commercial Scenario are presented in the groundwater results table (Table 6) in Appendix 1, however for this report, MAI has not used the MEDEP Draft Screening Levels for discussion or comparison, as we understand the screening levels are under review at the MEDEP.

Soil gas analytical results were compared to MEDEP's Soil Gas Target concentrations (SGT), which are calculated by applying a 50 times factor to the MEDEP Indoor Air Target (IAT) concentrations in Tables B2 and B6, Indoor Air Targets for Chronic Residential and Commercial Scenario (ug/m³) – 1/14/2010 Interim Final for Multi-Contaminant Sites, in *MEDEP Vapor Intrusion Evaluation Guidance, January 13, 2010*.

Complete laboratory reports are in **Appendix 4, Laboratory Reports**. Laboratory data is summarized in **Tables in Appendix 1, Figures and Tables**.

SECTION 5. RESULTS

5.1 Quality Assurance

Samples were collected in a consistent manner that represented the contaminant concentrations in the media sampled. Duplicate soil gas samples were collected to compare the laboratory results of two samples collected from the same location. Field monitoring of O₂, CO₂, and methane was performed on soil gas samples to compare to the laboratory fixed gases concentrations of O₂, CO₂, and methane. In addition, ambient air O₂ and CO₂ were collected to compare to soil gas O₂ and CO₂ to assist in determining whether or not short-circuiting occurred between the subsurface soil gas and the above ground air during soil gas purging and sampling. The field and laboratory fixed gases data are presented in **Table 3, Fixed Gas Data, Appendix 1**.

Review of the data from the duplicate soil gas samples SG1D-Duplicate and sample SG1D, the concentrations of the petroleum hydrocarbons in the duplicate samples are lower for each parameter tested for both sampling events. For the August 2010 sampling event, the % decrease in concentrations between SG1D and SG1D Duplicate for the petroleum hydrocarbon concentrations ranges from 32% to 41% with an average of 36% lower concentration, which is greater than the +/-20% acceptable surrogate recovery limits in matrix spike data for laboratories. For the December 2010 sampling event, the % decrease in concentrations ranges from 8.9% to 10.5% with an average of 9.7%, which is within the +/-20% acceptable surrogate recovery limits in matrix spike data for laboratories. The duplicate samples were collected after the original SG1D sample, therefore it is possible that the larger differences in concentrations between the duplicate samples and the original samples from SG1D are related to one or more of the following: 1) additional removal of soil gas from the implant decreases the concentrations in the duplicate sample, 2) additional removal of soil gas causes short circuiting during the collection of the duplicate sample, or 3) there are laboratory errors that exceed the +/-20% acceptable surrogate recovery limits in matrix spike data.

Review of the duplicate samples for the TO-15 (VOCs) analysis show only one parameter detected above the reporting limit (Tetrachloroethene [PCE]). For the August 2010 sampling event, the concentration in the duplicate sample (SG1D Duplicate) was 28% lower than SG1D. For the December 2010 sampling event, SG1D was non-detect for PCE, but PCE was reported at a concentration of 14.8 ug/m³ in SD1D Duplicate. Using the reporting limit (RL) concentration (13.6 ug/m³) for SG1D, the percent increase in PCE concentration between the two duplicate samples was 8%.

The average % difference between the original (SG1D) and duplicate (SG1D Duplicate) laboratory samples for O₂ and CO₂ was only 5.5%.

The difference between the ambient O₂ and CO₂ concentrations and the soil gas O₂ and CO₂ concentrations varied across all the sample locations. The soil gas O₂ concentrations were in each case lower than the ambient O₂ concentrations and the CO₂ soil concentration were in each case higher than the ambient CO₂ concentrations. These data are consistent with what would be expected from comparing ambient air and soil gas from petroleum contamination in the subsurface, however, *no distinguishable pattern between sample locations and depth was evident.*

Methane (CH₄) was detected in field analyses of soil gas samples at nine (9) locations; SG1S, SG1D, SG2S, SG3S, SG4S, SG6D, SG7S, SG7D, and SG13D, ranging from 1 to 8% of the LEL. CH₄ was not detected by the laboratory in any soil gas sample. The field detections of CH₄ suggests an anomaly in the field CH₄ testing procedure, or a lack of accuracy or calibration inconsistencies with the CH₄ field testing equipment.

5.2 Soil Samples

Two source area soil samples were collected and tested for VPH; B13 (20-22.5') and B16 (20-22.5'). Both samples were collected during the August 2010 field work and neither sample revealed petroleum concentrations that exceed DEP remediation guidelines for Outdoor Commercial Worker (OCW) scenario. In addition, no RLs exceeded the remediation guidelines. Soil testing results are included in **Table 4, Soil Analytical Results, Appendix 1.**

5.3 Groundwater

Groundwater elevations were measured in 13 monitoring wells (MW1 – MW13) on 12/15/10. The groundwater table is very flat with a practically indistinguishable gradient and flow direction. Depth to groundwater ranges from 17.85 ft bgs at MW1 (Elev 83.56 ft) to a 19.99 ft bgs at MW10 (Elev 82.26 ft). The maximum ground water elevation change is 1.31 ft, however that is skewed by the highest elevation in MW1. Excluding MW1, the maximum difference in groundwater elevations of the other 12 wells is 0.08 ft. Using the groundwater elevation data collected, a slight mound is present around MW1, which indicates radial flow outward from MW1. Because of the very slight changes in groundwater elevations across the Site (hundredths of a foot), ***flow direction across the rest of the Site cannot be determined with acceptable accuracy.*** Monitoring well and groundwater elevation data are presented in **Table 5, Groundwater Elevations, Appendix 1.**

MEDEP Draft Groundwater Vapor Intrusion Screening Levels for the Chronic Commercial Scenario are presented in the groundwater results table (Table 6) in Appendix 1, however for this report, MAI has not used the MEDEP Draft Screening Levels for discussion or comparison, as we understand the screening levels are under review at the MEDEP.

A total of 13 groundwater samples were collected for laboratory testing during the August and December 2010 sampling events. MW1, MW3, MW6, MW7, MW10 were collected in August 2010 and MW1, MW3, MW6 – MW8, and MW10 – MW13 were collected in December 2010. MW11 – MW13 had not been installed until December 2010. The analytical results, along with regulatory guidelines are shown in **Table 6, Groundwater Analytical Results, Appendix 1.**

Of the 13 groundwater samples, three (3) wells had petroleum concentrations that exceeded the Maine Exposure Guidelines (MEGs) for drinking water: MW1 (August and December 2010), MW3 (August 2010, only) and MW7 (August 2010, only). Only one well (MW1 – August 2010, only) showed petroleum concentrations exceeding the MA GW2 standards for groundwater that is considered a potential source of indoor air contamination. MW1 and MW3 are both located inside the known source area (AOC-1) around the existing dispenser islands and MW7 is located next to AOC-2 and the northerly property line. MW6, located 30 ft from MW1 (source area sample) did not indicate any petroleum hydrocarbons that exceeded the MEGs.

For the four (4) wells (MW1, MW3, MW7, MW10) that were sampled in both August and December 2010, ***three of the wells (MW1, MW3, MW7) showed consistent decreases in***

petroleum concentrations from the August to December 2010 sampling events. Only MW10 showed an increase. MW10 was non-detect in August 2010, then showed low concentrations of petroleum constituents in the December 2010 event.

5.4 Soil Gas

Twenty eight (28) soil vapor samples (excluding duplicates) were collected during the Phase 2A and Phase 2B field investigations and submitted for laboratory analysis of APH, and a list of chlorinated organic compounds (Targeted VOCs) by EPA Method TO-15. The soil gas analytical results are summarized in **Table 7, Soil Gas Analytical Data, Appendix 1**. The results are compared to MEDEP Soil Gas Target (SGT) concentrations in Table 7.

As shown in Table 7, two (2) locations that were planned for sampling during the December 2010 sampling event were not collected (SG7D and SG9D). There was insufficient air flow during the December 2010 sampling event.

The targeted VOCs by TO-15 analysis showed low level concentrations of PCE in all but seven (7) of the 28 sampled tested. Trichloroethene was also detected in low concentrations in two (2) of the 28 samples. The PCE and trichloroethene concentrations were all well below the SGTs. VOCs were not detected in any of the groundwater samples.

APH compounds were detected in all the soil gas samples, with the exception of SG15, which was a “near slab” sample collected next to the apartment building north of the Site. Of the 28 soil gas sampling locations, *only two (2) locations (SG1D – December 2010 and SG14S – December 2010) showed concentrations above the Commercial SGT*. In both cases, APH fractions C5-C8 aliphatics exceeded the SGT; 45,000 ug/m³ for SG1D and 16,000 ug/m³ for SG14S. No other APH fractions or compounds exceeded the SGTs. SG1D was installed within the source area (AOC-1) and SG14S was hand-installed in the sewer line conduit backfill next to AOC-2 with visual confirmation of the sewer pipe.

With regard to the Residential SGTs, three soil gas implants near a source area (AOC-2) and with a potential connection to the two residential units to the west and north of the Site showed concentrations exceeding the Residential SGTs. SG14S located in the sewer conduit that connects to the west abutting residence and located next to AOC-2 exceeded the Residential SGT for C5-C9 aliphatics. SG7S located at the property line between the Site and the residential unit north of the Site exceeded the Residential SGT for tetrachloroethene (PCE) and SG7D, the deeper co-located implant to SG7S, exceeded the Residential SGT for C9-C10 aromatics. *Although residential SGTs were exceeded at the above locations, other soil gas implants closer to the two residential units did not exceed the SGTs, indicating that a complete pathway between the Site and the two residential units abutting to the west and north of the Site does not exist.*

Both SG1D and SG14S has a co-located soil gas implant at a different depth. Review of the APH concentration differences vertically (APH fractions total, only) reveals the following:

- At SG1S/1D the concentration of APH fractions are 87% higher in SG1D compared to the shallow implant, SG1S. These data are consistent with what would be expected, because the groundwater at MW1, which is co-located with SG1S/SG1D has the most

elevated petroleum concentrations across the Site and the deep soil gas sample is closer to that source than the shallow soil gas sample.

- SG14S/14D shows the opposite result, most likely because SG14S is installed in the sewer line conduit that runs through AOC-2, where SG14D is installed 2 ft above the water table next to SG14S. SG14D APH fractions are 99.7% lower than SG14S. The groundwater at MW12, which is co-located to SG14S/SG14D showed low level impacts that do not represent a significant soil gas contaminant source as demonstrated by the low soil gas concentrations in SG14D (44 ug/m³ APH total). The sewer conduit crossing AOC-2 represents a much more significant source/pathway for soil gas as demonstrated by the high level of APH fractions (16,000 ug/m³) in SG14S.

Continuing the review of deep vs. shallow soil gas concentrations, the other co-located deep/shallow points reveal a similar pattern, although at lower concentrations. There are deep/shallow implants associated with utility conduits (SG2S/2D, SG6S/6D, SG13S/13D, and as discussed above, SG14S/14D). There are also deep/shallow implants not associated or near utility conduits (SG1S/1D, SG3S/3D, SG7S/7D, and SG10S/10D).

For all the soil gas concentrations at the co-located implants where the shallow implant is either directly in a utility bedding conduit or next to a utility bedding conduit, the concentrations in the shallow implants are higher than the deep implants. For example:

- SG2S APH fractions 6% higher than SG2D (Only sampled in August 2010)
- SG6S APH fractions 14% higher than SG6D in August 2010 and 79% higher in December 2010
- SG13S APH fractions 57% higher than SG13D (Only sampled in December 2010)
- SG14S APH fractions 99.7% higher than SG14D (Only sampled in December 2010)

The higher percentage differences also correlate with shallow implants placed directly in the utility bedding backfill as determined by visual confirmation of the pipe. For example, SG2S was installed 2 ft away from where the gas line was marked (gas line 2 ft deep) and SG6S was hand augered into the sewer service line backfill based on a third party locate. SG13S and SG14S were installed only after hand excavation/vacuuming visibly revealed the location of the utility pipe.

Where there is no utility conduit associated with the shallow implant, the shallow implant concentrations are lower than the deep implant concentrations. For example:

- SG1S APH fractions 87% lower than SG1D in August 2010 and 99.9% lower in December 2010.
- SG3S APH fractions 87% lower than SG3D (Only sampled in August 2010)
- SG7S APH fractions 91% lower than SG7D (SG7D only sampled in August 2010)
- SG10S APH fractions 48 % lower than SG10D (Only sampled in December 2010)

These data indicate that vertical attenuation of the soil gas concentrations occurs vertically away from the source, when the source is groundwater.

Horizontal migration or horizontal concentration gradient can be analyzed from two groups of soil gas implants. One at AOC-1 and one at AOC-2.

AOC-2

SG14S, SG13S, and SG12 are all located in the sewer line conduit and each implant was installed after visual confirmation of the pipe was obtained. The concentrations along the conduit show a clear decrease in soil gas concentrations further away from the source area (AOC-2). SG14S, which is closest to the source exceeded SGTs (16,000 ug/m³ for C5-C8 aliphatics). Thirty (30) feet away at the western property line (SG13S), the C5-C8 aliphatics decrease to 200 ug/m³, a 98.7% decrease in 30 ft and below the SGTs. Concentrations further decrease in SG12, located in the sewer utility conduit next to the apartment building, which is approximately 60 ft away from the source area. The total APH (compounds and fractions) was 18.5 ug/m³, which is a 99.9% decrease from the source area 60 ft away and a 91% decrease from SG13S, which is 30 ft away. Another way to look at changes in concentration away from the source area is to calculate the concentration gradient using change in concentration divided by the distance between two points. Using this method the concentration gradient between SG14S and SG13S is 526 ug/m³ concentration drop per ft away from the source area. The concentration gradient from SG13S to SG12 is 6 ug/m³ concentration drop per ft. ***These data indicate that the drop in concentration occurs rapidly somewhere within the first 30 ft away from the source, then decreasing more slowly at greater distances.***

AOC-1

A less clear relationship in horizontal concentration gradients exist at AOC-1, compared to the utility conduit samples from AOC-2. Review of just the deep soil gas samples from the source area (SG1D), then out 15 ft (SG2D) and 30 ft (SG3D), the total APH fractions concentrations drop rapidly in the first 15 ft, from 2,288 ug/m³ (SG1D) to 420 ug/m³ (SG2D) in the August 2010 sampling event, which is an 82% decrease in concentration. The concentration gradient is 125 ug/m³ concentration drop per ft horizontally away from the source area. However, from SG2D to SG3D, the total APH fractions concentration increases slightly from 420 ug/m³ (SG2D) to 490 ug/m³ (SG3D). At these lower concentrations and given the many likely variables (utilities in and along Forest Ave and localized groundwater contaminant migration patterns) affecting soil gas movement, the slight increase in concentration from SG2D to SG3D, is not considered significant and is more likely an anomaly.

Two sub-slab samples were collected from beneath the CFI building at the same location, but on different dates. SG8 and SG8A were collected in August and December 2010, respectively. No VOCs (TO-15), or APH compounds or fractions exceeded the SGTs. None of the near slab soil gas samples (SG6S/6D, SG9S, SG10S/10D, SG12, SG15) exceeded the SGTs.

SECTION 6. CONCLUSIONS

Soil

- The results of the VPH analysis on soil samples from B13 (20-22.5') and B16 (20-22.5) did not exceed the Outdoor Commercial Worker remediation guidelines (*Remediation Guidelines for Petroleum Contaminated Sites in Maine, December 2009*), according to laboratory analytical data.

Groundwater

- Groundwater elevations were measured in 13 monitoring wells (MW1 – MW13) on 12/15/10. The groundwater table is very flat with a practically indistinguishable gradient and flow direction. Using the groundwater elevation data collected, a slight mound is present around MW1, which indicates radial flow outward from MW1. Because of the very slight changes in groundwater elevations across the rest of the Site (hundredths of a foot), flow direction across the rest of the Site cannot be determined from the groundwater elevation data collected with acceptable accuracy.
- Of the 13 groundwater samples, three (3) wells had petroleum concentrations that exceeded the Maine Exposure Guidelines (MEGs) for drinking water: MW1 (August and December 2010), MW3 (August 2010, only) and MW7 (August 2010, only). Only one well (MW1 – August 2010, only) showed petroleum concentrations exceeding the MA GW2 standards for groundwater that is considered a potential source of indoor air contamination.
- No VOCs by EPA Method 8260 were reported for the groundwater samples.
- The highest concentrations of VPH fractions and compounds in groundwater were in MW1 located in AOC-1 source area. Concentrations in MW1 decreased significantly from the August 2010 to December 2010 sampling events; 81% decrease in total VPH fractions. VPH compounds and fractions in two other wells that were sampled twice also decreased in concentrations from the August to December 2010 sampling event - MW3 and MW6. These wells are close to MW1. MW10 was sampled in August and December, but the VPH concentrations changed from non-detect in August 2010 to low level VPH compounds and fractions in December 2010, which is the opposite of the other three well sampled on the two separate dates. MW10 is located next to AOC-2 and therefore affected by a different source and possibly a different groundwater flow pattern.
- In the wells located near receptors (MW10, MW11, and MW13), no VPH compounds or fractions exceeded the MEGs, or MA GW2 standards.

Soil Gas

Comparison of Soil Gas Concentrations to SGTs

- Chlorinated volatile organics, PCE and trichloroethene were detected in laboratory analyses of soil gas samples, but the concentrations were all below the SGTs.
- APH compounds were detected in all the soil gas samples, with the exception of SG15, which was a “near slab” sample collected next to the apartment building north of the Site. Of the 28 soil gas sampling locations, only two (2) locations (SG1D – December 2010 and SG14S – December 2010) showed concentrations above the SGTs. In both cases,

APH fractions C5-C8 aliphatics exceeded the SGT; 45,000 ug/m³ for SG1D and 16,000 ug/m³ for SG14S.

- No targeted VOCs (TO-15), or APH compounds or fractions exceeded the SGTs in the two sub-slab samples (SG8 and SG8A), or the near slab soil gas samples (SG6S/6D, SG9S, SG10S/10D, SG12, SG15).

Conclusions Related to Fix Gases – Field and Laboratory

- The soil gas O₂ concentrations in each sample were lower than the ambient O₂ concentrations and the CO₂ soil gas concentrations in each sample were higher than the ambient CO₂ concentrations. These data are consistent with what would be expected from comparing ambient air and soil gas from petroleum contamination in the subsurface. The fix gas data indicates that short circuiting, or seal breaching during purging and sample collection was not evident from the data collected.
- Methane (CH₄) was detected in field analyses of soil gas samples at nine (9) locations; SG1S, SG1D, SG2S, SG3S, SG4S, SG6D, SG7S, SG7D, and SG13D, ranging from 1 to 8% of the LEL. CH₄ was not detected by the laboratory in any soil gas sample. The field detections CH₄ suggests an anomaly in the field CH₄ testing procedure, or a lack of accuracy or calibration inconsistencies with the CH₄ field testing equipment.

Horizontal Gradients

- A clear decrease in APH concentrations is evident from the data along the sewer pipeline that passes through AOC-2. The three implants installed in the sewer pipe backfill showed a significant decrease in APH concentrations from SG14S (next to source area) to SG13S (30 ft away from source area). The concentrations dropped from 16,000 ug/m³ for C5-C8 aliphatics in SG14S to 200 ug/m³ in SG13S, which is a 98.7% decrease. Concentrations further decrease in SG12, located in the sewer utility conduit next to the apartment building, which is approximately 60 ft away from the source area. The total APH (compound and fractions) in SG12 was 18.5 ug/m³, which is a 99.9% decrease from the source area 60 ft away and a 91% decrease from SG13S, which is 30 ft away. The concentration gradient along the sewer conduit from source to a point 30 ft away is 526 ug/m³ concentration decrease per foot. The concentration gradient from 30 – 60 ft is much less; 6 ug/m³ concentration decrease per foot.
- The deep soil gas samples from the AOC-1 source area also indicate a rapid decrease in soil gas concentrations a short distance from the source area. Total APH fractions concentration in SG1D drop from 2,288 ug/m³ to 420 ug/m³ in SD2D, which is 15 ft away from SG1D. This equals an 82% decrease in concentration and a concentration gradient of 125 ug/m³ concentration decrease per foot.

Vertical Gradients

- All the soil gas concentrations at the co-located implants where the shallow implant is either directly in the utility bedding conduit, or next to it and the deep implant targets the underlying water table (~ 20 ft bgs), the APH concentrations in the shallow implants are higher than the deep implants. This is most strongly indicated from the data from the co-located implants along the sewer line that passes through AOC-2 and connects to the west abutting residence, indicating that granular backfill typically

associated with a utility conduit that passes through a source area can act as a preferential pathway for elevated soil gas concentrations.

- Where there is no utility conduit associated with the shallow implant, the shallow implant concentrations are lower than the deep implant concentrations. These data indicate that without the presence of a preferential pathway, the soil gas concentrations decrease vertically upward from the source, which in this case is impacted groundwater at a depth of approximately 20 ft.

Sub-Slab and Near Slab

- The sub-slab soil gas concentrations collected from SG8 and SG8A showed low to moderate concentrations of a number of APH compounds and fractions, but none of the concentrations exceeds the SGTs. The data indicate that the location of SG8/8A is not close enough to impacted soil or groundwater to cause significantly elevated sub-slab concentrations, as is indicative from the rapid decrease in soil gas concentrations from a source area, out 15 – 30 ft away from the source area.
- SG6S (near slab and in the sewer service conduit backfill) does not show elevated APH above SGTs, indicating that although the sewer service line is connected to the building, elevated APH concentrations would not likely enter the building via that preferential pathway. It is possible that higher APH concentrations exist within the sewer service conduit backfill further away from the building, east of AOC-2, however if that is the case, the concentrations rapidly decrease in the direction of the building.
- Near slab implant SG12 was installed into the sewer line conduit backfill that connects to AOC-2. SG12 showed trace to low levels of APH compounds and fractions, even though it is located in the same preferential pathway as SG14S, which had APH fractions exceeding the SGTs. As discussed in the horizontal migration section, the data show that APH concentrations decrease rapidly away from the source area, therefore it is unlikely under current conditions that elevated APH concentrations would reach the residence abutting west property line via the sewer conduit from AOC-2.
- Near slab to the apartment building north of the Site, SG9S, SG10S, SG10D, and SG15 all show trace to low levels of APH compounds and fractions, indicating that the apartment building is not located close enough to a significant source area (soil or groundwater) such that elevated soil gas concentrations have reached the apartment building from the Site.

APPENDIX 1

Tables and Figures

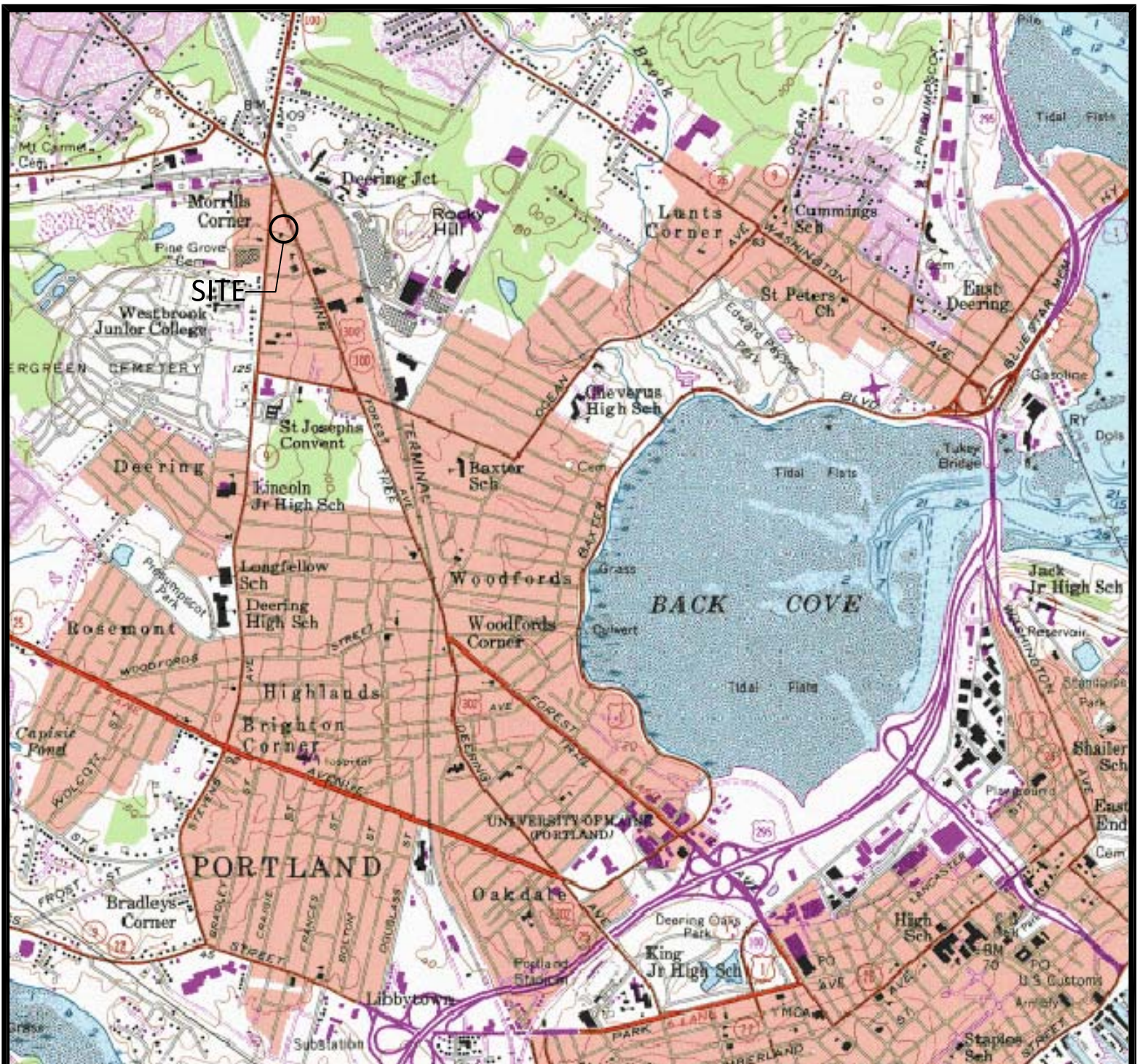


FIGURE 1
Site Location Map

Cumberland Farms Inc.
1136 Forest Ave.
Portland, ME



SOURCE: U.S.G.S. 7.5 Minute Topographic Quadrangle of Portland East and Portland West, Maine.

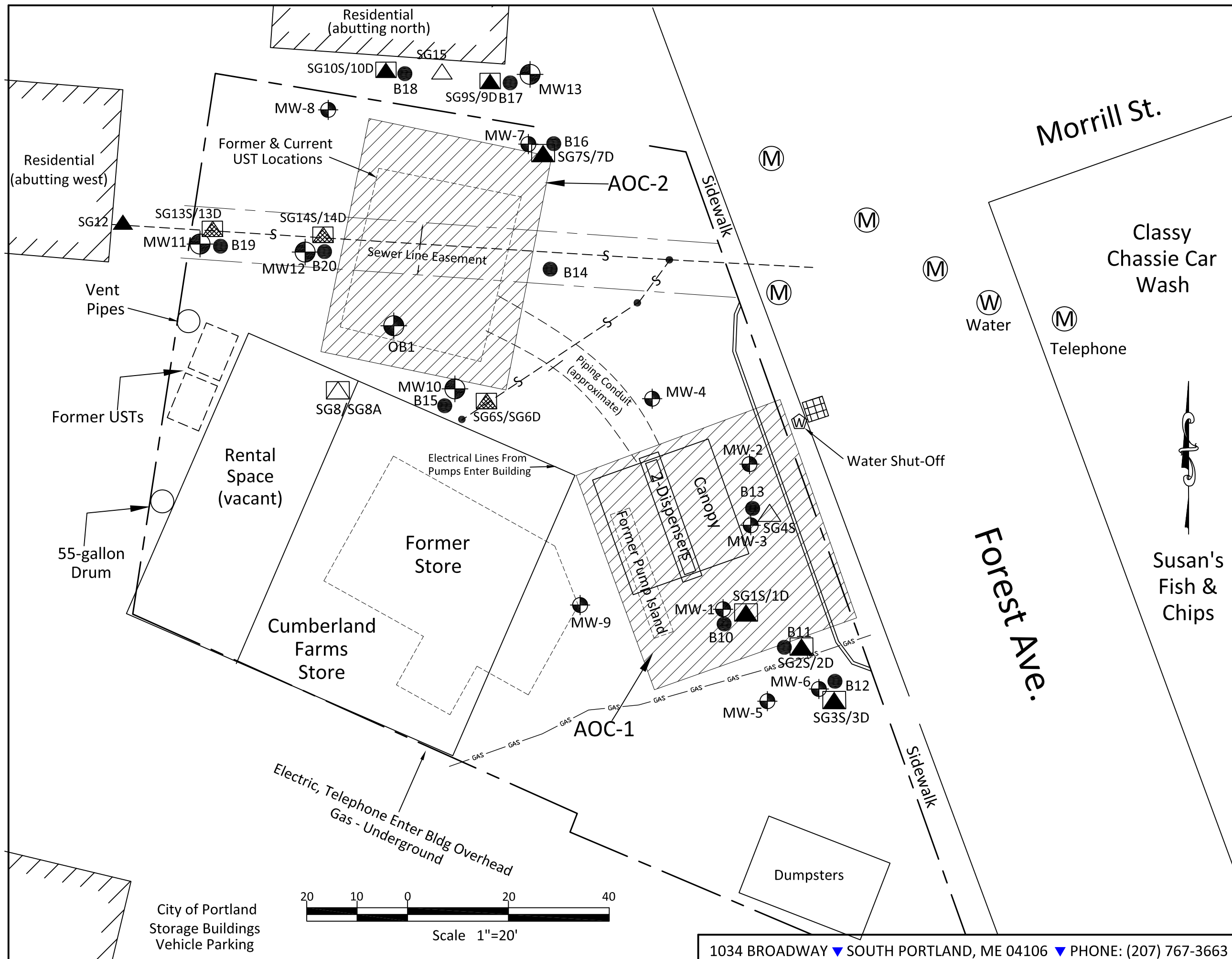
1034 BROADWAY ▼ SOUTH PORTLAND, ME 04106 ▼ PHONE: (207) 767-3663

SCALE: 1" = 2000'

DATE: 07/01/10

DWG: A-1047-1-1





- Gas Line (approx)
- Property Line (approx)
- Sewer Line w/Cleanout
- Water Line Curb Shut-Off
- OB1 UST Observation Well
- MW-3 Monitoring Well (2004)
- MW-10 Monitoring Well - (2010)
- Catch Basin
- Manhole Cover
- Area of Concern
- SG1S/1D 2 Soil Gas Sampling Points Deep & Shallow
- SG6S/6D 2 Soil Gas Sampling Points Deep & Utility Trench
- SG12 Utility Trench Soil Gas Sampling Point
- B11 Soil Boring
- SG4S Single Soil Gas Sample
- SG8 Sub-Slab Soil Gas Sampling Point

SOURCE: Site Features have been approximated based on field observations and Maps provided by CFI. Historical features have been approximated utilizing information obtained from State & Local files. Monitoring points located by MEDEP GIS. Base map obtained from Portland, Maine GIS Aerial Photo - Dated 2006

FIGURE 2
Phase II Site Plan

Cumberland Farms Inc. #1805
1336 Forest Ave.
Portland, ME

SCALE: 1" = 20' | DATE: 4/29/11 | DWG: A-5475-2

MAI ENVIRONMENTAL
Compliance • Hydrogeology • Engineering • Permitting

Table 1
General Methodology
CFI – Forest Ave
Portland, Maine

Category	Sample ID/Media	Rationale
<i>Source Area (Dispenser Area)</i>		
	SG-1S/Soil Gas	Assess contaminant concentrations in soil gas in known source area (MW-1) adjacent to dispensers and to investigate the vertical gradient between SG1S (11') and SG1D (16').
	SG-1D/Soil Gas	Assess contaminant concentrations in soil gas 2' above water table in known source area (MW-1) adjacent to dispensers and to investigate the vertical gradient between SG1S and SG1D.
	SG-4S/Soil Gas	Assess contaminant concentrations in soil gas in known source area (MW-3) adjacent to dispensers.
	MW-1/Groundwater	Existing MW, sampled to assess contaminant concentrations in source area groundwater, and compare to co-located soil gas samples SG1S/1D.
	MW-2/Groundwater	Existing MW, sampled to assess contaminant concentrations in source area groundwater, near soil gas sample SG4S and adjacent to dispensers.
	MW-3/Groundwater	Existing MW, sampled to assess contaminant concentrations in source area groundwater, and compare to co-located soil gas sample SG4S.
	B-13/Soil	Assess contaminant concentrations in soil within source area, and provide soil data for comparison to adjacent soil gas (SG-4S) and groundwater (MW-3) samples.
<i>Migration (Dispenser Area)</i>		
	SG-2S/Soil Gas	Assess contaminant concentrations in soil gas approximately 15' downgradient of known source area (MW-1) and source area samples SG-1S/1D and to investigate the vertical gradient between SG2S (11') and SG2D (16').
	SG-2D/Soil Gas	Assess contaminant concentrations in soil gas 2' above water table and approximately 15' downgradient of known source area (MW-1) and source area sample SG-1S/1D and to investigate the vertical gradient SG2S and SG2D.
	SG-3S/Soil Gas	Assess contaminant concentrations in soil gas approximately 30' downgradient of known source area (MW-1) and source area sample SG-1S/1D, and to investigate the vertical gradient between SG3S (11') and SG3D (16').
	SG-3D/Soil Gas	Assess contaminant concentrations in soil gas 2' above water table and approximately 30' downgradient of known source area (MW-1) and source area sample SG-1S/1D, and to investigate the vertical gradient between SG3S and SG3D.
	MW-6/Groundwater	Existing MW, sampled to assess contaminant concentrations in groundwater downgradient of and approximately 30' from source area and compare results to the co-located soil gas samples SG3S/3D.
<i>Migration (Current/Historic UST Area)</i>		
	SG-6D/Soil Gas	Assess contaminant concentrations in soil gas 2' above water table (New MW10) adjacent to suspected source area (USTs), the CFI building, and SG-6S located in sewer line trench (preferential pathway). Also compare data to groundwater data collected from the adjacent New MW10.

Table 1
General Methodology
CFI – Forest Ave
Portland, Maine

Category	Sample ID/Media	Rationale
	SG-7S/Soil Gas	Assess contaminant concentrations in soil gas adjacent to suspected source area (USTs) and along property line, and to investigate the vertical gradient between SG7S (11') and SG7D (16'). Also compare data to groundwater data collected from co-located MW7.
	SG-7D/Soil Gas	Assess contaminant concentrations in soil gas 2' above water table adjacent to suspected source area (USTs) and along property line, and to investigate the vertical gradient between SG7S and SG7D. Also compare data to groundwater data collected from co-located MW7.
	SG-9S/Soil Gas	Assess contaminant concentrations in soil gas adjacent to suspected source area (USTs) and along property line, and to investigate the vertical gradient SG9S (11.5') and SG9D (16.5'). Also compare data to groundwater data collected from the co-located MW13.
	SG-9D/Soil Gas	Assess contaminant concentrations in soil gas 2' above water table adjacent to suspected source area (USTs) along property line and to investigate the vertical attenuation of vapor concentrations (5' below shallow vapor point) between SG9S and SG9D. Also compare data to groundwater data collected from the adjacent New MW13.
	SG-10S/Soil Gas	Assess contaminant concentrations in soil gas adjacent to suspected source area (USTs) and along property line, and to investigate the vertical gradient between SG10S (11.5') and SG10D (16.5').
	SG-10D/Soil Gas	Assess contaminant concentrations in soil gas 2' above water table adjacent to suspected source area (USTs) and along property line, and to investigate the vertical gradient between SG10S and SG10D.
	SG-13D/Soil Gas	Assess contaminant concentrations in soil gas 2' above water table 15' from sample location (SG14S/14D, MW12) installed adjacent to the suspected source area (USTs) and beneath sewer line trench. Also, investigate the vertical gradient between SG13S (2.2', Installed on sewer line) and SG13D (17.5') and compare soil gas data to groundwater data collected from the co-located MW11.
	SG-14D/Soil Gas	Assess contaminant concentrations in soil gas 2' above water table adjacent to suspected source area (USTs) beneath sewer line trench and to investigate the vertical gradient between SG14S (2.75' Installed on sewer line) and SG14D (16.5'). Also compare soil gas data to groundwater data collected from the co-located MW12.
	B16/Soil	Assess contaminant concentrations in soil adjacent to the current/historic UST area, and provide soil data for comparison to co-located soil gas (SG-7S/7D) and groundwater (MW-7) samples.
	MW-7/Groundwater	MW, to provide groundwater contaminant concentration data from an area adjacent to current/former USTs, along property line, and co-located to SG7S/7D and soil sample B-16.
	MW-8/Groundwater	MW, to provide groundwater contaminant concentration data adjacent to current/former UST area.
	MW-10/Groundwater	MW, to provide groundwater contaminant concentration data adjacent to current/former UST area and adjacent to soil gas samples SG6S/6D and CFI building.

Table 1
General Methodology
CFI – Forest Ave
Portland, Maine

Category	Sample ID/Media	Rationale
	MW-11/Groundwater	MW, to provide groundwater contaminant concentration data adjacent to current/former USTs and adjacent to soil gas samples SG13S/13D located along sewer line bisecting the property.
	MW-12/Groundwater	MW, to provide groundwater contaminant concentration data adjacent to current/former USTs and adjacent to soil gas samples SG14S/14D located along sewer line bisecting the property.
	MW-13/Groundwater	MW, to provide groundwater contaminant concentration data adjacent to current/former USTs and adjacent to soil gas samples SG9S/9D located along the property boundary.
<i>Preferential Pathways</i>		
	SG-14S/Soil Gas 2.75 feet	Assess soil gas concentration in backfill of sewer line. Vapor point is in contact with pipe based on visual confirmation of pipe. Sewer line bisects property and connects to abutting residence.
	SG-13S/Soil Gas 2.2 feet	Assess soil gas concentration in backfill of sewer line. Vapor point is in contact with pipe based on visual confirmation of pipe. Sewer line bisects property and connects to abutting residence.
	SG-6S/Soil Gas 3.3 feet	Assess soil gas concentration in backfill of sewer line. Vapor point is installed based on third party pipe locating. Visual confirmation of pipe not performed. Sewer line connects to the CFI building.
<i>Receptors</i>		
	SG-12/Soil Gas 2 feet	Assess soil gas concentration adjacent to slab of west side resident and in sewer line service conduit. Visual confirmation of sewer pipe obtained
	SG-8A/Soil Gas 1.5 feet	Assess sub-slab gas concentration inside CFI building.
	SG-8/Soil Gas 1.5 feet	Assess sub-slab gas concentration inside CFI building.
	SG-15/Soil Gas 8 feet	Assess near slab soil gas concentration next to north-side resident..

Notes: Groundwater sample intakes were 1 foot below water table surface.

Table 2
Sample Collection and Testing Methodologies
CFI Forest Ave Portland, Maine

Media	Sample Points (Depth ft)	Collection Methods	Field Testing	Laboratory Testing
Soil	B13 (20-22.5') B16 (20-22.5')	Soil borings were completed using MAI's Geoprobe 6620 DT direct-push drilling rig. Samples were collected in a 5' long disposable acetate liner at continuous depth intervals.	Thermo 580 B photoionization detector (PID). Calibrated using a 100 ppm isobutylene standard with a response factor of 1.0. MEDEP Poly-bag Headspace technique, MEDEP SOP DR #011	MADEP Hydrocarbon Fractions Analytical Methods. VPH - Volatile Petroleum Hydrocarbons.
Groundwater	MW1, MW3, MW6, MW7 MW8, MW10, MW11, MW12, MW13 (Samples collected 1 ft below WT surface)	Monitoring wells were installed using MAI's Geoprobe 6620 DT direct-push drilling rig. Wells were made of 10' long, 1" dia. PVC well screen (10-slot) and solid riser pipe. The screens were placed across the observed water table such that 2' of screen extended above the water table and 8' below. The well screen sections were back filled with filter sand to 6" above top of screen and sealed with hydrated bentonite clay. Groundwater samples were collected using "Low flow" sampling methods.	Turbidity, water level, field screen GW with PID.	MADEP Hydrocarbon Fractions Analytical Methods. VPH - Volatile Petroleum Hydrocarbons.
Soil Gas	SG1S-SG4S (11'), SG6S (3.3'), SG7S (11'), SG8 and 8A (1.5'), SG9S (11.5), SG10S (11.5), SG12 (2'), SG13S (2.2'), SG14S (2.2') SG1D-SG3D (16'), SG6D, SG7D (16'), SG9D, SG10D (16.5'), SG13D (17.5), SG14D (16.5'), SG15 (8')	Soil gas implants (6" long) were installed using MAI's Geoprobe 6620 DT direct-push drilling rig. The implants were installed through the drill casing, backfilled with filter sand and sealed with bentonite clay. Soil gas implants in utility trenches were installed using a hand auger and soil vacuum. Sub-slab samples were collected using Geoprobe PRT "grab" sample method. Soil gas was collected using a peristaltic pump at a low flow rate (100 ml/min) to minimize the potential for short circuiting.	RKI Eagle, or MSA Orion Plus IR detector, Multi-Gas Meter. Rotameter - model P single flow tube meter Dwyer instruments magnehelic gauge (Model 2000-00 has a range of 0-0.50" w.c., minor divisions .01, calibrated for vertical scale position)	MADEP - Air Phase Petroleum Hydrocarbons MA-APH (Air Phase Petroleum Hydrocarbons) with <ul style="list-style-type: none"> • limited TO-15 (TCA/PCE and breakdown products) • EDB (ethylene dibromide) • fixed gases (Methane, O2 and CO2)

Table 3
Field Measurements and Laboratory Fixed Gas Analysis
CFI-Forest Ave
Portland, ME

Sample Point I.D.:	SG-1S		SG-1D				SG-2S	SG-2D	SG-3S	SG-3D	SG-4S		SG-6S		SG-6D	
Date:	8/30/10	12/20/10	8/30/10	BD (8/30)	12/20/10	BD (12/20)	8/30/10	8/30/10	8/30/10	8/30/10	8/30/10	12/20/10	9/7/10	12/20/10	8/30/10	12/20/10
Sample Depth:	11	11	16	16	16	16	11	16	11	16	11	11	3.33	3.33	16	16
Depth to Water:	18	18	18	18	18	18	18	18	18	18	18	18	Unknown	20	21	20
O2 (Units %)																
Ambient O2:	20.8	20.9	20.4	20.4	20.9	20.9	20.8	20.4	20.8	20.8	20.8	20.9	20.9	20.8	20.8	20.8
Pre-sample O ₂ :	13.4	16.8	8.7	8.7	8.4	8.4	13.4	14.2	15.9	13.4	11.3	14.7	16.6	16.3	15.5	13.7
Post Sample O ₂ :	13.3	16.8	8.7	8.7	8.4	8.4	13.3	14.4	16.1	13.4	12.6	14.7	16.6	16.2	15.5	13.7
Lab O ₂ :	11.9	14	6.81	6.48	4.94	5.70	14.7	11.6	14	11.6	11.2	12.1	14.9	15.4	12.2	11.2
CO2 (Units %)																
Ambient CO ₂ :	0.1	0	0.09	0.09	0.1	0.1	0.1	0.1	0.10	0.11	0.11	0.1	0.3	0.13	0.1	0.14
Pre-sample CO ₂ :	5+ (OR)	3.3	5+ (OR)	5+ (OR)	9.7	9.7	5+ (OR)	4.85	4.1	5+ (OR)	Flow Too Low	7.2	2.65	3.15	3.65	5+ (OR)
Post Sample CO ₂ :	5+ (OR)	3.3	5+ (OR)	5+ (OR)	9.9	9.9	5+ (OR)	4.4	4.00	5+ (OR)	5.0+ OR	7.6	2.65	3.2	3.55	5+ (OR)
Lab CO ₂ :	6.64	3.01	10.2	10.3	10.2	9.87	4.25	4.66	4.32	5.64	6.46	3.98	2.7	2.6	3.93	5.26
CH4 (Units % LEL)																
Pre-sample CH ₄ :	3	0	8	8	8	8	3	0	4	0	8	0	0	0	4	0
Lab CH ₄ :	0	0	0	0	0	0	0	0	0	0	0	0	0	ND	0	ND

OR = Over Instrument Reading Range
LEL = Lower Explosive Limit

Table 3
Field Measurements and Laboratory Fixed Gas Analysis
CFI-Forest Ave
Portland, ME

Sample Point I.D.:	SG-7S		SG-7D		SG-8	SG-8A	SG-9S	SG-9D	SG-10S	SG-10D	SG-12	SG-13S	SG-13D	SG-14S	SG-14D	SG-15	
Date:	8/30/10	12/20/10	8/30/10	12/20/10	8/30/10	12/20/10	12/20/10	12/20/10	12/20/10	12/20/10	12/20/10	12/20/10	12/20/10	12/20/10	12/20/10	12/20/10	
Sample Depth:	11	11	16	17	Sub Slab	1.5	11.5	16.5	11.5	16.5	2	2.2	17.5	2.75	16.5	8	
Depth to Water:	18	18	18	18	Unknown	Unknown	19.86	19.86	20	20	Unknown	20	20	20	20	20	
O2 (Units %)																	
Ambient O2:	21.4	20.9	20.8	No Sample Collected- Flow rate less than 10 ml/min	20.8	20.9	20.9	No Sample Collected- Flow rate less than 10 ml/min	20.9	20.9	20.8	20.8	20.8	20.9	20.9	20.9	
Pre-sample O ₂ :	12.9	15	13.4		19.7	19.5	11.5		12.3	10.3	20.1	19	13.7	15.6	11.5	12.8	
Post Sample O ₂ :	12.9	14.9	13.5		19.5	19.6	11.5		12.4	10.4	20.2	18.9	13.7	15.4	11.6	13	
Lab O ₂ :	11.1	14	11.5		42.3	18.3	8.65		9.96	8.91	17.7	18	12.1	13.5	8.99	10.3	
CO2 (Units %)																	
Ambient CO ₂ :	0.9	0.1	0.1		0.15	0.1	0		0.1	0.1	0.15	0.1	0.1	0.1	0.1	0.1	0.1
Pre-sample CO ₂ :	4.9	7.1	4.05		0.51	0.1	6.9		7.2	9.2	0.51	1.1	5+ (OR)	4.9	8.2	4.2	
Post Sample CO ₂ :	5+ (OR)	7.7	4		0.54	0.1	6.9		7.2	9	0.49	1.12	5+ (OR)	4.6	8.7	4.2	
Lab CO ₂ :	5.28	3.69	4.22		0	0.278	7.65		6.64	7.5	0.358	0.931	5.43	4.47	7.95	6.31	
CH4 (Units % LEL)																	
Pre-sample CH ₄ :	3	0	1	0	0	0	0	0	0	0	1	0	0	0			
Lab CH ₄ :	0	0	0	0	0	0	0	0	0	0	0	0	0	0			

OR = Over Instrument Reading Range
LEL = Lower Explosive Limit

Table 4
Soil Analytical Data - VPH
CFI - Forest Ave Portland, Maine

Sample ID	B13 (20-22.5')	B16 (20-22.5')	OCW Soil Guideline [1]
Sample Date	08/26/10	08/26/10	
VOCs by PID, ppmv	755	1070	
VPH Analytes, mg/kg			
Benzene	ND (0.7)	ND (0.72)	86
Ethylbenzene	1.680	2.22	420
Methyl-tert-butyl ether	ND (0.7)	ND (0.72)	2600
Naphthalene	ND (0.7)	3.32	200
Toluene	0.403J	ND (0.72)	10000
m- & p-Xylenes	0.749J	8.03	--
o-Xylene	0.564J	2.84	--
Total Xylenes	1.313J	10.87	10000
C5-C8 Aliphatics	119	62.5	10000
C9-C12 Aliphatics	110	165	10000
C9-C10 Aromatics	43.3	138	5100

NOTES - [1] Outdoor Commercial Worker (OCW) scenario, Table 5, Tier 2 Cumulative Risk-Based Soil Remediation Guidelines for Petroleum Target Compounds and Hydrocarbon Fractions, Remediation Guidelines for Petroleum Contaminated Sites in Maine, effective December 1, 2009

-- = No guideline for this compound

ND = Not detected above the laboratory reporting limit (Reporting Limit - RL)

J = Compound detected below calibrated range, concentration estimated

mg/kg = milligrams per kilogram

ppmv = parts per million by volume

PID = photoionization detector

**Table 5
Groundwater Elevations
CFI Forest Ave Portland, ME**

Survey completed on 12/15/19
Water Levels measured on 12/15/10

H of I = BM elev Rod Reading
104.79 100 4.79

	Rod Reading	Ground Elevation	Rod Reading	PVC Elevation	Depth to Water (ft bgs)	Water Table Elevation (ft)
MW-1	3.19	101.6	3.38	101.41	17.85	83.56
MW-2	3.63	101.16	4.22	100.57	18.3	82.27
MW-3	3.52	101.27	3.94	100.85	18.58	82.27
MW-4	4.18	100.61	4.44	100.35	18.06	82.29
MW-5	3	101.79	3.23	101.56	19.25	82.31
MW-6	3.18	101.61	3.31	101.48	19.2	82.28
MW-7	4.35	100.44	4.59	100.20	17.88	82.32
MW-8	3	101.79	3.18	101.61	19.29	82.32
MW-9	2.67	102.12	2.9	101.89	19.56	82.33
MW-10	2.28	102.51	2.54	102.25	19.99	82.26
MW-11	2.3	102.49	2.59	102.20	19.87	82.33
MW-12	2.98	101.81	3.21	101.58	19.24	82.34
MW-13	2.42	102.37	2.6	102.19	19.86	82.33

**Table 6
Groundwater Analysis - VPH
CFI-Forest Ave Portland, ME**

	VPH Analytes, ug/l								
	Benzene	Ethylbenzene	MtBE	Naphthalene	Toluene	Total Xylenes	C5-C8 Aliphatics	C9-C12 Aliphatics	C9-C10 Aromatics
MA GW2 Standard [1]	2000	20000	50000	1000	50000	9000	3000	5000	7000
MEDEP Draft VI Screening-Comm. [2]	6.9	15	2000	20	16000	410	3.2	2.7	130
ME MEGs 2010 [3]	4	30	35	10	600	1000	300	700	200
Sample ID									
MW-1									
8/30/2010	ND (40)	423	22J	138	21J	2940	3430	7880	6340
12/21/10	ND (20)	295	ND (20)	71	90	1645	1100	ND (500)	2240
MW-3									
8/30/10	ND (10)	60	ND (10)	32	ND (10)	291	568	1270	1090
12/21/10	ND (2)	ND (2)	ND (2)	ND (2)	ND (2)	ND (4)	ND (50)	ND (50)	ND (25)
MW-6									
8/30/10	ND (2)	2	ND (2)	ND (2)	ND (2)	13	ND (50)	25J	25
MW-7									
8/30/10	ND (4)	27	ND (4)	18	ND (4)	200	101	443	338
12/21/10	ND (2)	ND (2)	ND (2)	ND (2)	ND (2)	ND (4)	ND (50)	ND (50)	ND (25)
MW-8									
12/21/10	ND (2)	ND (2)	ND (2)	ND (2)	ND (2)	ND (4)	ND (50)	ND (50)	ND (25)
MW-10									
8/30/10	ND (2)	ND (2)	ND (2)	ND (2)	ND (2)	ND (4)	ND (50)	ND (50)	ND (10)
12/21/10	ND (2)	5	ND (2)	ND (2)	ND (2)	31	ND (50)	ND (50)	53
MW-11									
12/21/10	ND (2)	ND (2)	ND (2)	ND (2)	ND (2)	ND (4)	ND (50)	ND (50)	ND (25)
MW-12									
12/21/10	ND (2)	11	ND (2)	ND (2)	2	61	86	74	151
MW-13									
12/21/10	ND (2)	ND (2)	ND (2)	ND (2)	ND (2)	ND (4)	ND (50)	ND (50)	ND (25)
Trip Blank									
8/30/10	ND	ND	ND	ND	ND	ND	ND	ND	ND
12/21/10	ND	ND	ND	ND	ND	ND	ND	ND	ND

Table 6
Groundwater Analysis - VPH
CFI-Forest Ave Portland, ME

Notes: The December 21, 2010 sampling event included analysis for 8260 - chlorinated compounds only at each sampling location. No compounds were detected at any of the sampling locations and as a result the parameters have not been included on the Table. Laboratory Reporting Limits (RLs) exceeded the MA GW2 Standard for 4 parameters in MW1 only. Units in ug/l - Vinyl Chloride (RL=5, GW2=2), Carbon Tetrachloride (RL=5, GW2=2), Bromomethane (RL=10, GW2=7), and 1,2 Dichloropropane (RL=5, GW2=3).

VPH = Volatile Petroleum Hydrocarbons, MA DEP Method

-- = No standard or guideline for this compound

ND = Not detected above the laboratory reporting limit (Reporting Limit - RL)

J = Compound detected below calibrated range, concentration estimated

- [1] Massachusetts Contingency Plan Method 1 Groundwater Standards, Table1, GW-2 Standards, (310 CMR 40.0974(2)), for groundwater that is considered a potential source of indoor air contamination; exceedances are shaded
- [2] Draft MEDEP (11/23/2010) Table B11, Groundwater Vapor Intrusion Screening Levels for Chronic Residential and Commercial Scenarios (ug/l)
- [3] Maine Department of Human Services, Centers for Disease Control, Maximum Exposure Guidelines (MEGs) for drinking water, December 14, 2010.

Table 7
Soil Vapor Analysis - MA-APH and TO-15
CFI-Forest Ave Portland, ME

	Soil Vapor Analytes - ug/m ³											
			SG-1S		SG-1D				SG-2S	SG-2D	SG-3S	SG-3D
	SGT [1]	SGT [2]	8/30/10	12/20/10	8/30/10	BD (8/30)	12/20/10	BD (12/10)	8/30/10	8/30/10	8/30/10	8/30/10
TO-15 Analysis - (Limited) [3]												
Vinyl chloride			ND (0.51)	ND (0.51)	ND (0.51)	ND (0.51)	ND (5.1)	ND (5.1)	ND (0.51)	ND (0.51)	ND (0.51)	ND (0.51)
1,1-Dichloroethene			ND (0.79)	ND (0.79)	ND (0.79)	ND (0.79)	ND (7.9)	ND (7.9)	ND (0.79)	ND (0.79)	ND (0.79)	ND (0.79)
trans-1,2-Dichloroethene			ND (0.79)	ND (0.79)	ND (0.79)	ND (0.79)	ND (7.9)	ND (7.9)	ND (0.79)	ND (0.79)	ND (0.79)	ND (0.79)
1,1-Dichloroethane			ND (0.81)	ND (0.81)	ND (0.81)	ND (0.81)	ND (8.1)	ND (8.1)	ND (0.81)	ND (0.81)	ND (0.81)	ND (0.81)
cis-1,2-Dichloroethene			ND (.79)	ND (.79)	ND (.79)	ND (.79)	ND (7.9)	ND (7.9)	ND (.79)	ND (.79)	ND (.79)	ND (.79)
1,2-Dichloroethane			ND (0.81)	ND (0.81)	ND (0.81)	ND (0.81)	ND (8.1)	ND (8.1)	ND (0.81)	ND (0.81)	ND (0.81)	ND (0.81)
1,1,1-Trichloroethane			ND (1.09)	ND (1.09)	ND (1.09)	ND (1.09)	ND (10.9)	ND (10.9)	ND (1.09)	ND (1.09)	ND (1.09)	ND (1.09)
Trichloroethene	60	305	3.92	ND (1.07)	ND (1.07)	ND (1.07)	ND (10.7)	ND (10.7)	1.45	ND (1.07)	ND (1.07)	ND (1.07)
1,2-Dibromoethane			ND (1.54)	ND (1.54)	ND (1.54)	ND (1.54)	ND (15.4)	ND (15.4)	ND (1.54)	ND (1.54)	ND (1.54)	ND (1.54)
Tetrachloroethene	20.5	105	14.9	ND (1.36)	14.6	10.5	ND (13.6)	14.8	11.2	5.13	10.1	4.29
MA-APH Analysis												
1,3-Butadiene	4.05	20.5	ND (2)	ND (2)	ND (2)	ND (2)	ND (20)	ND (20)	ND (2)	ND (2)	ND (2)	ND (2)
Methyl tert butyl ether	470	2350	5	ND (2)	4.4	3	ND (20)	ND (20)	4.1	ND (2)	ND (2)	ND (2)
Benzene	15.5	80	ND (2)	ND (2)	ND (2)	ND (2)	ND (20)	ND (20)	3.9	ND (2)	ND (2)	ND (2)
Toluene	50000	220000	ND (2)	3.0	ND (2)	ND (2)	ND (20)	ND (20)	40	ND (2)	ND (2)	ND (2)
C5-C8 Aliphatics, Adjusted	2100	9000	140	18	530	350	45000	41000	240	300	46	490
Ethylbenzene	48.5	245	ND (2)	ND (2)	ND (2)	ND (2)	ND (20)	ND (20)	11	ND (2)	ND (2)	ND (2)
p/m-Xylene			ND (4)	ND (4)	ND (4)	ND (4)	ND (40)	ND (40)	30	ND (4)	ND (4)	ND (4)
o-Xylene			ND (2)	ND (2)	ND (2)	ND (2)	ND (20)	ND (20)	10	ND (2)	ND (2)	ND (2)
TOTAL XYLENES	1050	4400	ND	ND	ND	ND	ND	ND	40	ND	ND	ND
Naphthalene	3.6	18	ND (2)	ND (2)	ND (2)	ND (2)	ND (20)	ND (20)	ND (2)	ND (2)	ND (2)	ND (2)
C9-C12 Aliphatics, Adjusted	2100	9000	200	ND (14)	2000	1300	380	340	140	120	18	ND (14)
C9-C10 Aromatics Total	500	2200	ND (10)	ND (10)	58	34	ND (100)	ND (100)	69	ND (10)	ND (10)	ND (10)

NOTES - [1] Soil Gas Target (SGT) = 50 times the MEDEP Indoor Air Target for Chronic Residential Multi Contaminant Scenario, Table B2 – 01/14/10

[2] Soil Gas Target (SGT) = 50 times the MEDEP Indoor Air Target for Chronic Commercial-Multi Contaminant Scenario, Table B6 – 01/14/10

[3] Chlorinated volatile organic compounds by EPA Method TO-15. See laboratory reports for Analyte List

ND = Not detected above the laboratory reporting limit (Reporting Limit - RL)

BD = Blind Duplicate Sample

Table 7
Soil Vapor Analysis - MA-APH and TO-15
CFI-Forest Ave Portland, ME

		Soil Vapor Analytes - ug/m ³												
		SG-4S		SG-6S		SG-6D		SG-7S		SG-7D	SG-7D	SG-8		
		SGT [1]	SGT [2]	8/30/10	12/20/10	9/7/10	12/20/10	8/30/10	12/20/10	8/30/10	12/20/10	8/30/10		
TO-15 Analysis - (Limited) [3]														
Vinyl chloride				ND (0.51)	ND (0.51)	ND (0.51)	ND (0.51)	ND (0.51)	ND (0.51)	ND (0.51)	ND (0.51)	ND (0.51)	No Sample Collected Flow rate less than 10 ml/min	ND (0.51)
1,1-Dichloroethene				ND (0.79)	ND (0.79)	ND (0.79)	ND (0.79)	ND (0.79)	ND (0.79)	ND (0.79)	ND (0.79)	ND (0.79)		ND (0.79)
trans-1,2-Dichloroethene				ND (0.79)	ND (0.79)	ND (0.79)	ND (0.79)	ND (0.79)	ND (0.79)	ND (0.79)	ND (0.79)	ND (0.79)		ND (0.79)
1,1-Dichloroethane				ND (0.81)	ND (0.81)	ND (0.81)	ND (0.81)	ND (0.81)	ND (0.81)	ND (0.81)	ND (0.81)	ND (0.81)		ND (0.81)
cis-1,2-Dichloroethene				ND (.79)	ND (.79)	ND (.79)	ND (.79)	ND (.79)	ND (.79)	ND (.79)	ND (.79)	ND (.79)		ND (.79)
1,2-Dichloroethane				ND (0.81)	ND (0.81)	ND (0.81)	ND (0.81)	ND (0.81)	ND (0.81)	ND (0.81)	ND (0.81)	ND (0.81)		ND (0.81)
1,1,1-Trichloroethane				ND (1.09)	ND (1.09)	ND (1.09)	ND (1.09)	ND (1.09)	ND (1.09)	ND (1.09)	ND (1.09)	ND (1.09)		ND (1.09)
Trichloroethene	60	305		ND (1.07)	ND (1.07)	ND (1.07)	ND (1.07)	ND (1.07)	ND (1.07)	ND (1.07)	ND (1.07)	ND (1.07)		ND (1.07)
1,2-Dibromoethane				ND (1.54)	ND (1.54)	ND (1.54)	ND (1.54)	ND (1.54)	ND (1.54)	ND (1.54)	ND (1.54)	ND (1.54)		ND (1.54)
Tetrachloroethene	20.5	105		5.33	2.56	13.7	1.80	6.08	2.94	31.1	7.16	11.2		2.46
MA-APH Analysis														
1,3-Butadiene	4.05	20.5		ND (2)	ND (2)	ND (2)	ND (2)	ND (2)	ND (2)	ND (2)	ND (2)	ND (2)	ND (2)	
Methyl tert butyl ether	470	2350		4.6	ND (2)	ND (2)	ND (2)	ND (2)	ND (2)	ND (2)	ND (2)	ND (2)	ND (2)	
Benzene	15.5	80		ND (2)	ND (2)	ND (2)	ND (2)	ND (2)	ND (2)	ND (2)	ND (2)	ND (2)	ND (2)	
Toluene	50000	220000		3.4	ND (2)	ND (2)	ND (2)	2.5	ND (2)	2.1	ND (2)	5	5.3	
C5-C8 Aliphatics, Adjusted	2100	9000		890	25	59	58	95	12	84	120	270	1400	
Ethylbenzene	48.5	245		ND (2)	ND (2)	ND (2)	ND (2)	ND (2)	ND (2)	ND (2)	ND (2)	4.9	ND (2)	
p/m-Xylene				ND (4)	ND (4)	ND (4)	ND (4)	ND (4)	ND (4)	ND (4)	ND (4)	6.8	ND (4)	
o-Xylene				ND (2)	ND (2)	ND (2)	ND (2)	ND (2)	ND (2)	2.2	ND (2)	34	ND (2)	
TOTAL XYLENES	1050	4400		ND	ND	ND	ND	ND	ND	2.2	ND	40.8	ND	
Naphthalene	3.6	18		ND (2)	ND (2)	ND (2)	ND (2)	2.2	ND (2)	ND (2)	ND (2)	ND (2)	3.2	
C9-C12 Aliphatics, Adjusted	2100	9000		110	ND (14)	120	ND (14)	59	ND (14)	53	ND (14)	710	560	
C9-C10 Aromatics Total	500	2200		15	ND (10)	ND (10)	ND (10)	ND (10)	ND (10)	33	ND (10)	1200	56	

NOTES - [1] Soil Gas Target (SGT) = 50 times the MEDEP Indoor Air Target for Chronic Residential -Multi Contaminant Scenario, Table B2 – 01/14/10

[2] Soil Gas Target (SGT) = 50 times the MEDEP Indoor Air Target for Chronic Commercial-Multi Contaminant Scenario, Table B6 – 01/14/10

[3] Chlorinated volatile organic compounds by EPA Method TO-15. See laboratory reports for Analyte List

ND = Not detected above the laboratory reporting limit (reporting Limit - RL)

Table 7
Soil Vapor Analysis - MA-APH and TO-15
CFI-Forest Ave Portland, ME

			Soil Vapor Analytes - ug/m ³										
			SG-8A	SG-9S	SG-9D	SG-10S	SG-10D	SG-12	SG-13S	SG-13D	SG-14S	SG-14D	SG-15
			12/20/10	12/20/10	12/20/10	12/20/10	12/20/10	12/20/10	12/20/10	12/20/10	12/20/10	12/20/10	12/20/10
TO-15 Analysis - (Limited) [3]			SGT [1]	SGT [2]									
Vinyl chloride			ND (0.51)	ND (0.51)	No Sample Collected Flow rate less than 10 ml/min	ND (0.51)	ND (5.1)	ND (1.02)	ND (0.51)	ND (1.28)	ND (5.1)	ND (1.28)	ND (5.1)
1,1-Dichloroethene			ND (0.79)	ND (0.79)		ND (0.79)	ND (7.9)	ND (1.58)	ND (0.79)	ND (1.98)	ND (7.9)	ND (1.98)	ND (7.9)
trans-1,2-Dichloroethene			ND (0.79)	ND (0.79)		ND (0.79)	ND (7.9)	ND (1.58)	ND (0.79)	ND (1.98)	ND (7.9)	ND (1.98)	ND (7.9)
1,1-Dichloroethane			ND (0.81)	ND (0.81)		ND (0.81)	ND (8.1)	ND (1.62)	ND (0.81)	ND (2.02)	ND (8.1)	ND (2.02)	ND (8.1)
cis-1,2-Dichloroethene			ND (.79)	ND (.79)		ND (.79)	ND (7.9)	ND (1.58)	ND (.79)	ND (1.98)	ND (7.9)	ND (1.98)	ND (7.9)
1,2-Dichloroethane			ND (0.81)	ND (0.81)		ND (0.81)	ND (8.1)	ND (1.62)	ND (0.81)	ND (2.02)	ND (8.1)	ND (2.02)	ND (8.1)
1,1,1-Trichloroethane			ND (1.09)	ND (1.09)		ND (1.09)	ND (10.9)	ND (2.18)	ND (1.09)	ND (2.72)	ND (10.9)	ND (2.72)	ND (10.9)
Trichloroethene	60	305	ND (1.07)	ND (1.07)		ND (1.07)	ND (10.7)	ND (2.15)	ND (1.07)	ND (2.68)	ND (10.7)	ND (2.68)	ND (10.7)
1,2-Dibromoethane			ND (1.54)	ND (1.54)		ND (1.54)	ND (15.4)	ND (3.07)	ND (1.54)	ND (3.84)	ND (15.4)	ND (3.84)	ND (15.4)
Tetrachloroethene	20.5	105	2.68	3.67		3.25	ND (13.6)	ND (2.71)	ND (1.36)	7.90	ND (13.6)	4.08	ND (13.6)
MA-APH Analysis													
1,3-Butadiene	4.05	20.5	ND (2)	ND (2)	ND (2)	ND (2)	ND (2)	ND (2)	ND (5)	ND (20)	ND (5)	ND (20)	
Methyl tert butyl ether	470	2350	ND (2)	ND (2)	ND (2)	ND (2)	ND (2)	ND (2)	ND (5)	ND (20)	ND (5)	ND (20)	
Benzene	15.5	80	ND (2)	ND (2)	ND (2)	ND (2)	ND (2)	ND (2)	ND (5)	ND (20)	ND (5)	ND (20)	
Toluene	50000	220000	47	3.9	ND (2)	ND (2)	ND (2)	ND (2)	ND (5)	ND (20)	ND (5)	ND (20)	
C5-C8 Aliphatics, Adjusted	2100	9000	170	28	110	2.2	2.5	200	86	16000	44	ND (120)	
Ethylbenzene	48.5	245	5.9	ND (2)	ND (2)	42	16	ND (2)	ND (5)	ND (20)	ND (5)	ND (20)	
p/m-Xylene			21	ND (4)	ND (4)	ND (4)	ND (4)	ND (4)	ND (10)	ND (40)	ND (10)	ND (40)	
o-Xylene			4.8	ND (2)	ND (2)	ND (2)	ND (2)	ND (2)	ND (5)	ND (20)	ND (5)	ND (20)	
TOTAL XYLENES	1050	4400	ND	ND	ND	ND	ND	ND	ND	ND	ND	ND	
Naphthalene	3.6	18	ND (2)	ND (2)	ND (2)	ND (2)	ND (2)	ND (2)	ND (5)	ND (20)	ND (5)	ND (20)	
C9-C12 Aliphatics, Adjusted	2100	9000	79	ND (14)	ND (14)	ND (14)	ND (14)	ND (14)	ND (35)	ND (140)	ND (35)	ND (140)	
C9-C10 Aromatics Total	500	2200	32	ND (10)	ND (10)	ND (10)	ND (10)	ND (10)	ND (25)	ND (100)	ND (25)	ND (100)	

NOTES - [1] Soil Gas Target (SGT) = 50 times the MEDEP Indoor Air Target for Chronic Residential-Multi Contaminant Scenario, Table B2 – 01/14/10

[2] Soil Gas Target (SGT) = 50 times the MEDEP Indoor Air Target for Chronic Commercial-Multi Contaminant Scenario, Table B6 – 01/14/10

[3] Chlorinated volatile organic compounds by EPA Method TO-15. See laboratory reports for Analyte List

ND = Not detected above the laboratory reporting limit (Reporting Limit - RL)

APPENDIX 2

Boring Logs and Well Construction Details

MAI Environmental

Cumberland Farms Inc. 1336 Forest Ave Portland, Maine	BORING DESIGNATION B10 SG1S/SG1D
Project Number: 1047-2-2	Drilling Rig: Geoprobe 6620DT
Geologist: Paul Prescott	Sampling Method: Dual Tube Sampler
Date Drilled: 8/26/10	Total Depth of Borehole: 20 Feet
Drilling Method: Direct Push Boring	



Sample ID	Lithology	Description	Depth (ft)	PID Reading (ppm)	Notes	Well Completion
S1	Asphalt	Asphalt	0			
S1	Sand	Brown SAND & GRAVEL	3	3		
S1	Sand	Light Brown SAND, few Gravel	2	2		
S2	Sand	Brown SAND	5	2		
S2	Sand	Brown SAND, with lenses (.3') of Silt and Clay	2	2		
S3	Silt	Brown/Grey SILT w/ few Sand	10	2	SG-1S installed at 11', sand from 10'-11', bentonite to ground surface	
S3	Sand	Light Brown SAND	2	2		
S4	Sand	Light Brown SAND	15	2	SG-1D installed at 16', sand from 15'-16', bentonite to ground surface - Petrol Odor	
S4	Sand	Light Brown SAND	294	294		
		Bottom of Boing 20' (no refusal)	20			
			25			

MAI Environmental

Cumberland Farms Inc. 1336 Forest Ave Portland, Maine	BORING DESIGNATION B11 SG2S/SG2D
Project Number: 1047-2-2	Drilling Rig: Geoprobe 6620DT
Geologist: Paul Prescott	Sampling Method: Dual Tube Sampler
Date Drilled: 8/26/10	Total Depth of Borehole: 25 Feet
Drilling Method: Direct Push Boring	



Sample ID	Lithology	Description	Depth (ft)	PID Reading (ppm)	Notes	Well Completion
S1	Asphalt	Orange/Brown Fine to Medium SAND and GRAVEL trace Silt	5.2			
S1	Sand	Brown Fine to Medium SAND and GRAVEL trace Silt	2.1			
S2	Sand	Brown Fine to Medium SAND and GRAVEL trace Silt	5	2.0		
S2	Sand	Brown Fine to Medium SAND and GRAVEL with Sandy Silt Layers 1 to 4" thick	10	0.6		
S3	Sand	Brown Fine to Medium SAND and GRAVEL with Sandy Silt Layers 1 to 4" thick	10	1.1		
S3	Clay	Sandy SILT	11	0.6	SG-2S installed at 11', sand from 10'-11', bentonite to ground surface	
S3	Sand	Tan Medium SAND, little Gravel	15	0.6		
S4	Sand	Brown Medium SAND and GRAVEL, trace Silt (layers)	15	0.2	SG-2D installed at 16', sand from 15'-16', bentonite to ground surface	
S4	Sand	Brown Medium SAND and GRAVEL, trace Silt (layers)	16	0.2		
S5	Sand	Brown Layered Medium SAND and GRAVEL with Sandy Silt layers (3-4")	20	74		
S5	Sand	Brown Layered Medium SAND and GRAVEL with Sandy Silt layers (3-4")	20	157		
		Bottom of Boring 25' (no refusal)	25			

MAI Environmental

Cumberland Farms Inc. 1336 Forest Ave Portland, Maine	BORING DESIGNATION B12 SG3S/SG3D
Project Number: 1047-2-2	Drilling Rig: Geoprobe 6620DT
Geologist: Paul Prescott	Sampling Method: Dual Tube Sampler
Date Drilled: 8/26/10	Total Depth of Borehole: 25 Feet
Drilling Method: Direct Push Boring	



Sample ID	Lithology	Description	Depth (ft)	PID Reading (ppm)	Notes	Well Completion
		Asphalt No Recovery				
S2		Brown Medium SAND Some Gravel trace silt	5	2		
S2		Brown Medium SAND Some Gravel trace silt		1.5		
S3		Brown Medium SAND, Silt and Sand Layers, little Gravel	10	1.1	SG-3S installed at 11', sand from 10'-11', bentonite to ground surface	
S3		Brown Medium SAND, Silt and Sand Layers, little Gravel		1.1		
S4		Coarse SAND Little Gravel	15	1.1	SG-3D installed at 16', sand from 15'-16', bentonite to ground surface	
S5		Medium SAND Some Gravel little silt	20			
		Bottom of Boring 25' (no refusal)	25		Wet	

MAI Environmental

Cumberland Farms Inc. 1336 Forest Ave Portland, Maine	BORING DESIGNATION B13 SG4S
Project Number: 1047-2-2	Drilling Rig: Geoprobe 6620DT
Geologist: Paul Prescott	Sampling Method: Dual Tube Sampler
Date Drilled: 8/26/10	Total Depth of Borehole: 25 Feet
Drilling Method: Direct Push Boring	



Sample ID	Lithology	Description	Depth (ft)	PID Reading (ppm)	Notes	Well Completion
S1		Asphalt	2.5			
S2		Brown Medium SAND, Little Gravel, trace silt	5			
S2		Brown Fine to Medium SAND Some Gravel trace silt	1.1			
S3		Brown Medium to Coarse SAND and GRAVEL	10			
S3			1.5		SG-4S installed at 11', sand from 10'-11', bentonite to ground surface - Dense	
S4			15			
S4		Brown Medium SAND Some Gravel	2.5			
S4			71		Moist	
S5		Brown Medium SAND Some Gravel	20			
S5			755		Wet	
S5		Brown Medium SAND Some Gravel				
S5			68		Wet	
		Bottom of Boring 25' (no refusal)	25			

MAI Environmental


Cumberland Farms Inc. 1336 Forest Ave Portland, Maine	BORING DESIGNATION B14
Project Number: 1047-2-2	Drilling Rig: Geoprobe 6620DT
Geologist: Paul Prescott	Sampling Method: Dual Tube Sampler
Date Drilled: 8/26/10	Total Depth of Borehole: 30 Feet
Drilling Method: Direct Push Boring	



Sample ID	Lithology	Description	Depth (ft)	PID Reading (ppm)	Notes	Well Completion
S1		Asphalt	0			
		Brown Medium SAND and GRAVEL Trace Silt	2.5			
S2		Brown Medium SAND and GRAVEL Trace Silt	5			
			0.6			
S3		Brown Medium SAND and GRAVEL Trace Silt	10			
			1.3			
S3		Brown Sandy SILT		0.6		
			0.6			
S4		Fine to Medium SAND Trace Silt and Gravel	15			
			1.1			
S4		Fine to Medium SAND Trace Silt and Gravel		0.6	Moist	
			20			
S5		Fine to Medium SAND Trace Silt and Gravel		1280	Lab VPH	
			25			
S5		Fine to Medium SAND Trace Silt and Gravel		1132		
			25			
S6		Fine to Medium SAND Trace Silt and Gravel		1.5		
			30			
		Bottom of Boring 30' (no refusal)				

MAI Environmental

Cumberland Farms Inc.	1336 Forest Ave Portland, Maine	BORING DESIGNATION	B15
Project Number:	1047-2-2	Drilling Rig:	Geoprobe 6620DT
Geologist:	Paul Prescott	Sampling Method:	Dual Tube Sampler
Date Drilled:	8/26/10	Total Depth of Borehole:	25 Feet
Drilling Method:	Direct Push Boring	NOTE: 5' Sample Intervals Composited For PID Screening	



Sample ID	Lithology	Description	Depth (ft)	PID Reading (ppm)	Notes	Well Completion
S1	Asphalt	Brown Fine to Medium SAND and GRAVEL	1.5	1.5		Well Completion
		Trace Silt				
S2	Sand	Brown Fine to Medium SAND and GRAVEL	5	1.1		Well Completion
		Trace Silt w/ sandy silt layers (4" thick at 6' and 7.5')				
S3	Sand	Brown Fine to Medium SAND Some Gravel	10	0.2		Well Completion
S4	Sand	Brown Fine to Medium SAND Some Gravel	15	0.2	SG-6D installed at 16', sand from 15'-16', bentonite to ground surface	Well Completion
S4	Sand	Brown Fine to Medium SAND Some Gravel	15	0.6	No Clay Layers 15'-25'	Well Completion
S5	Sand	Brown Fine to Medium SAND Some Gravel	20	0.6		Well Completion
S5	Sand	Brown Fine to Medium SAND Some Gravel	20	0.6		Well Completion
		Bottom of Boring 25' (no refusal)	25			Well Completion
			30			Well Completion

MAI Environmental


Cumberland Farms Inc. 1336 Forest Ave Portland, Maine	BORING DESIGNATION B16 SG7S/SG7D
Project Number: 1047-2-2	Drilling Rig: Geoprobe 6620DT
Geologist: Paul Prescott	Sampling Method: Dual Tube Sampler
Date Drilled: 8/26/10	Total Depth of Borehole: 25 Feet
Drilling Method: Direct Push Boring	



Sample ID	Lithology	Description	Depth (ft)	PID Reading (ppm)	Notes	Well Completion
S1	Asphalt	Asphalt SAND and GRAVEL, Concrete		ND		
S1	Sand	Brown Medium and Coarse SAND		ND		
S2	Sand	Brown Medium and Coarse SAND	5	ND		
S2	Sand	Light Brown SAND Few Gravel		ND		
S3	Sand	Brown Medium to Coarse SAND w/ zones of Silt and Clay	10	ND	SG-7S installed at 11', sand from 10'-11', bentonite to ground surface	
S4	Sand	Brown Medium to Coarse SAND w/ zones of Silt and Clay	15	ND	SG-7D installed at 16', sand from 15'-16', bentonite to ground surface	
S4	Sand	Light Brown Fine to Medium SAND		ND		
S5	Sand	Light Brown SAND	20	1070	Lab VPH	
S5	Sand	Light Brown SAND		275		
		Bottom of Boring 25' (no refusal)	25			

MAI Environmental

Cumberland Farms Inc. 1336 Forest Ave Portland, Maine	BORING DESIGNATION B17 MW13/SG9S/SG9D
Project Number: 1047-2-2	Drilling Rig: Geoprobe 6620DT
Geologist: Paul Prescott	Sampling Method: Dual Tube Sampler
Date Drilled: 12/10/10	Total Depth of Borehole: 20 Feet
Drilling Method: Direct Push Boring	NOTE: 5' Sample Intervals Composited For PID Screening



Sample ID	Lithology	Description	Depth (ft)	PID Reading (ppm)	Notes	Well Completion
S1		Light Brown Fine to Medium SAND trace Silt and Gravel	0-5	ND	SG-9S installed at 11.5', sand from 10.5'-11.5', bentonite to ground surface	
S2		Light Brown Fine to Medium SAND trace Silt and Gravel	5-10	ND		
S3		Light Brown Fine to Medium SAND trace Silt and Gravel	10-15	ND		
S3		Light brown fine SAND and SILT	15-16.5	ND		
S4		Light brown fine SAND and SILT w/ 4-5" zones of Silt and Clay	16.5-20	ND		
S4		Light brown fine to coarse SAND, little Gravel, trace silt Bottom of Boring 20' (no refusal)	20	ND		
			25			
			30			

MAI Environmental

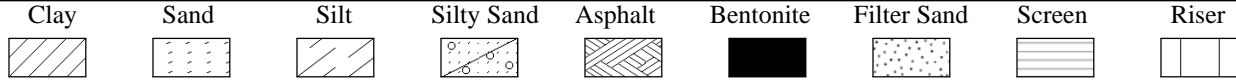
Cumberland Farms Inc. 1336 Forest Ave Portland, Maine	BORING DESIGNATION B18 SG10S/SG10D
Project Number: 1047-2-2	Drilling Rig: Geoprobe 6620DT
Geologist: Paul Prescott	Sampling Method: Dual Tube Sampler
Date Drilled: 12/10/10	Total Depth of Borehole: 25 Feet
Drilling Method: 2.25	



Sample ID	Lithology	Description	Depth (ft)	PID Reading (ppm)	Notes	Well Completion
S1		Light Brown Fine to Medium SAND trace Gravel and Silt	0	ND	SG-10S installed at 11.5', sand from 10.5'-11.5', bentonite to ground surface SG-10D installed at 16.5', sand from 15.5'-16.5', bentonite to ground surface	
S2		Light Brown Fine to Medium SAND trace Gravel and Silt	5	ND		
S3		Light Brown Fine to Medium SAND trace Gravel and Silt	10	ND		
S4		Light Brown Fine to Coarse SAND, Little Gravel, Trace Silt	15	ND		
S5		Light Brown Fine to Coarse SAND, Little Gravel, Trace Silt	20	ND		
		Bottom of Boring 25' (no refusal)	25			

MAI Environmental


Cumberland Farms Inc.	1336 Forest Ave Portland, Maine	BORING DESIGNATION	B19 MW11/SG13S/SG13D
Project Number:	1047-2-2	Drilling Rig:	Geoprobe 6620DT
Geologist:	Paul Prescott	Sampling Method:	Dual Tube Sampler
Date Drilled:	12/10/10	Total Depth of Borehole:	30 Feet
Drilling Method:	2.25	NOTE: 5' Sample Intervals Composited For PID Screening	



Sample ID	Lithology	Description	Depth (ft)	PID Reading (ppm)	Notes	Well Completion
S1	Asphalt	Asphalt	0	ND	SG-13S installed at 2.2' (visual conf.), sand from 1.2'-2.2', bentonite to ground surface	
	Sand	Light Brown Fine to Medium SAND trace Gravel and Silt	0-5	ND		
S2	Sand	Light Brown Fine to Medium SAND trace Gravel and Silt	5	ND		
S3	Sand	Light Brown Fine to Coarse SAND little gravel and silt	10	ND		
S4	Sand	Light Brown Fine to Coarse SAND little gravel and silt	15	ND		
S5	Sand	Light Brown Fine to Coarse SAND little gravel and silt	20	ND		
S6		Sampling Rods Jammed, Flowing Sands, No Sample Taken	25	ND	SG-13D installed at 17.5', sand from 16.5'-17.5', bentonite to ground surface	
		Bottom of Boring 30' (no refusal)	30	ND		

MAI Environmental

Cumberland Farms Inc.	1336 Forest Ave Portland, Maine	BORING DESIGNATION	B20 MW12/SG14S/SG14D
Project Number:	1047-2-2	Drilling Rig:	Geoprobe 6620DT
Geologist:	John Marchewka	Sampling Method:	Dual Tube Sampler
Date Drilled:	12/10/10	Total Depth of Borehole:	30 Feet
Drilling Method:	2.25	NOTE: 5' Sample Intervals Composited For PID Screening	



Sample ID	Lithology	Description	Depth (ft)	PID Reading (ppm)	Notes	Well Completion
S1	Asphalt Sand	Asphalt Light Brown Fine to Medium SAND, Little Silt, trace gravel	0 - 1.9'	ND	SG-14S installed at 2.9' (visual conf.), sand from 1.9'-2.9', bentonite to ground surface	
S2	Sand	Light Brown Fine to Medium SAND, Little Silt, trace gravel	1.9' - 2.9'	ND		
S3	Sand	Light Brown Fine to Medium SAND, Little Silt, trace gravel	2.9' - 5.0'	ND		
S4	Sand	Light Brown Fine to Medium SAND, Little Silt, trace gravel	5.0' - 16.5'	ND		
S5	Sand	Light Brown Fine to Coarse SAND, trace Silt and Gravel	16.5' - 25.0'	ND		
		Bottom of Boring 25' (no refusal)	25.0' - 30.0'		Wet	

MAI Environmental

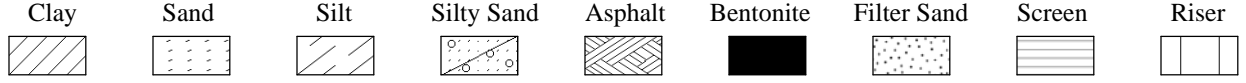
Cumberland Farms Inc. 1336 Forest Ave Portland, Maine	BORING DESIGNATION SG6S
Project Number: 1047-2-2	Drilling Rig: NA
Geologist: Paul Prescott	Sampling Method: No Samples Collected
Date Drilled: 9/3/10	Total Depth of Borehole: 40" Feet
Drilling Method: Hand Installed	



Sample ID	Lithology	Description	Depth (ft)	PID Reading (ppm)	Notes	Well Completion
		No Samples Collected	5		Installed SG6S at 40" (on top of sewer line), sand from 28"-40", bentonite to ground surface	

MAI Environmental

Cumberland Farms Inc. 1336 Forest Ave Portland, Maine	BORING DESIGNATION SG8
Project Number: 1047-2-2	Drilling Rig: NA
Geologist: Paul Prescott	Sampling Method: No Samples Collected
Date Drilled: 8/26/10 & 12/20/10	Total Depth of Borehole: 0.5' Feet
Drilling Method: Hand Installed	




Sample ID	Lithology	Description	Depth (ft)	PID Reading (ppm)	Notes	Well Completion
		No Soil Samples Collected	<div style="display: flex; align-items: center;"> <div style="border-left: 1px solid black; border-right: 1px solid black; width: 100%; height: 100%;"></div> <div style="margin-left: 5px;">5</div> </div>		Hand installed sub slab vapor point - no samples collected	

MAI Environmental

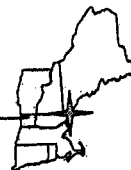
Cumberland Farms Inc. 1336 Forest Ave Portland, Maine	BORING DESIGNATION SG12
Project Number: 1047-2-2	Drilling Rig: NA
Geologist: Paul Prescott	Sampling Method: No Samples Collected
Date Drilled: 12/13/10	Total Depth of Borehole: 2 Feet
Drilling Method: Hand Installed	



Sample ID	Lithology	Description	Depth (ft)	PID Reading (ppm)	Notes	Well Completion
		Brown SAND and Silt	5		Installed SG12 at 2' (on top of sewer line), sand from 1'-2', bentonite to 0.5' native to ground surface	

APPENDIX 3

Sampling Field Data Sheets



MONITORING WELL WATER SAMPLING DATA RECORD

Project: CFI Forest
Date: 8/30/10

Well I.D. : MW-1
Sampler(s): Prescott
Sampler Signature: [Signature]

WELL DATA

Water Depth [from Top of Casing]: 18.80
Well Diameter: 1" PVC
Integrity: OK

PURGE

Method: Geotech Peristaltic Pump w/ Flow Through Cell

Tubing Intake Depth: 20'

Start Time: 820

Flow Rate: 80 ml/min

End Time(Sample Start): 940

Final Readings

DO: 1.6 mg/l
Turbidity: 147 lots of fines

Purge Water Observations (Color, Odor, Sheen):

Comments: Well purged below intake - let well recover then sampled



MONITORING WELL WATER SAMPLING DATA RECORD

Project: CFI Foes
Date: 8/20/16

Well I.D. : MW-3
Sampler(s): Prescott

Sampler Signature: [Signature]

WELL DATA

Water Depth [from Top of Casing]: 18.68
Well Diameter: 1"
Integrity: OK

PURGE

Method: Geotech Peristaltic Pump w/ Flow Through Cell

Tubing Intake Depth: 19.5

Start Time: 815

Flow Rate: 100 ml/min

End Time(Sample Start): 845

Final Readings

DO: 5.0
Turbidity: 3.41

Purge Water Observations (Color, Odor, Sheen):

Comments:

MAI ENVIRONMENTAL



Compliance ▼ Hydrogeology ▼ Engineering ▼ Permitting

MONITORING WELL WATER SAMPLING DATA RECORD

Project: CFI Forest
Date: 8/30/10

Well I.D. : MW 6
Sampler(s): Prescott

Sampler Signature: *Paul Prescott*

WELL DATA

Water Depth [from Top of Casing]: 19.28
Well Diameter: 1"
Integrity: OK

PURGE

Method: Geotech Peristaltic Pump w/ Flow Through Cell

Tubing Intake Depth: 20.5

Start Time: 930

Flow Rate: 100 ml/min

End Time(Sample Start): 1000

Final Readings

DO: 6.1
Turbidity: 4.50

Purge Water Observations (Color, Odor, Sheen):

Clear good yield

Comments:

MAI ENVIRONMENTAL



Compliance ▼ Hydrogeology ▼ Engineering ▼ Permitting

MONITORING WELL WATER SAMPLING DATA RECORD

Project: CFI Forest
Date: 8/30/10

Well I.D. : MW-7
Sampler(s): Prescott

Sampler Signature: *Phil New*

WELL DATA

Water Depth [from Top of Casing]: 17.98
Well Diameter: 1" PVC
Integrity: OK

PURGE

Method: Geotech Peristaltic Pump w/ Flow Through Cell

Tubing Intake Depth: 1a'
Start Time: 1000
Flow Rate: 100 ml/min
End Time(Sample Start): 1030

Final Readings

DO: 5.5
Turbidity: 5.37

Purge Water Observations (Color, Odor, Sheen):

Comments:



MONITORING WELL WATER SAMPLING DATA RECORD

Project: CFL Forest
Date: 8/30/10

Well I.D.: NW-10
Sampler(s): Prescott
Sampler Signature: [Signature]

WELL DATA

Water Depth (from Top of Casing): 20.05
Well Diameter: 1"
Integrity: Good

PURGE

Method: Geotech Peristaltic Pump w/ Flow Through Cell

Tubing Intake Depth: 21

Start Time: 745

Flow Rate: 60 ml/min

End Time(Sample Start): 845

Final Readings

DO: 6.0
Turbidity: 38.1

Purge Water Observations (Color, Odor, Sheen):

poor recovery went dry allowed
recovery ten sampled

Comments:

**Soil Gas Sampling Field Sheet
Maine DEP**

Site Name:	Forest Ave LFI
Town:	Portland
Date:	8/30/10
Sample I.D.:	SG1 D
Sampling Purpose:	(Source) (Utility) (Mitigation) (Receptor) (Other)
Sampling Personnel:	PME
Project Manager:	
Collection Device:	(Summa Can) (Tedlar Bag)
Sample Penetration Location:	(Asphalt) (Concrete) (Soil)
Soil Type:	(Fill) (Till) (Sand & Gravel) (Glacial Marine)
Sample Depth:	16'
Depth to Water:	18'
Suspected COCs:	(Petroleum) (Solvents)
Cannister I.D.:	448
Flow Control I.D.:	0155
Flow control rate:	
O ₂ Ambient:	Altair 20.4
CO ₂ Ambient:	Altair 0.09
subsurface pressure/vacuum	No Drift (+/- inches of water column)
Pre-Sample O ₂ :	6x 8.1 ALTAIR 8.7 VRAE 10.5
Pre-Sample CO ₂ :	ALTAIR 5.00 QTRAY 6000
Pre-Sample PID:	DEPTHERMO 0.0
Pre-Sample CH ₄ :	6x 8% VRAE 3% (% Volume, LEL PPM)
Sample Initiation Time:	11:56
Initial Vacuum:	-30 +
Sample End Time:	12:10
Final Vacuum:	-4.5
Post Sample O ₂ :	Altair 8.7
Post Sample CO ₂ :	Altair 5.0

Sample Location Sketch

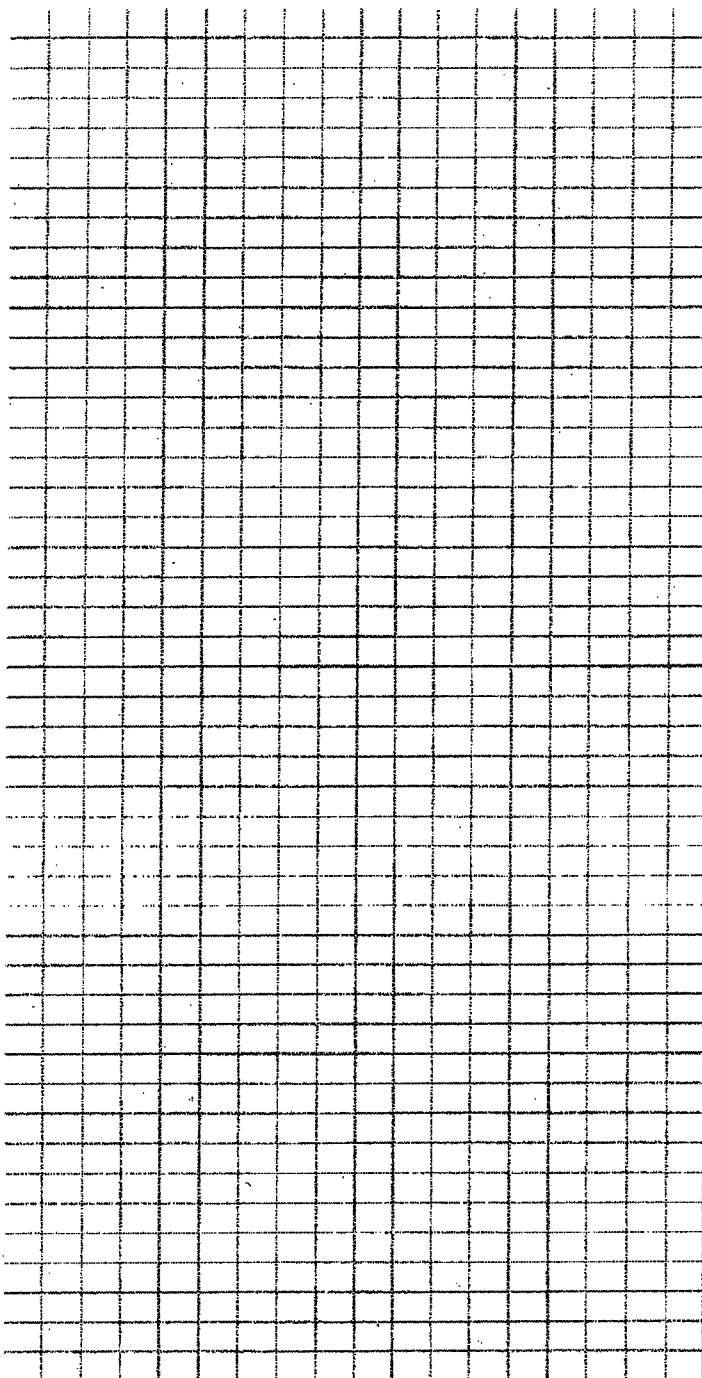
Notes: start purge 11:15
rate 200 ml/min
vac 0.20" WC
stop purge 11:30

VOIDED CAN 470
E/ASSOC FC 0030
AS LOW INITIAL
VAC (-7.5")

**Soil Gas Sampling Field Sheet
Maine DEP**

Site Name:	Forest Ave. LFI
Town:	Portland
Date:	8/30/10
Sample I.D.:	SG1 S e MW1
Sampling Purpose	(Source) (Utility) (Mitigation): (Receptor) (Other)
Sampling Personnel:	PME & MAI PME solo ~ 10:30
Project Manager	
Collection Device:	(Summa Can) (Tedlar Bag)
Sample Penetration Location:	(Asphalt) (Concrete) (Soil)
Soil Type:	(Fill) (Till) (Sand & Gravel) (Glacial Marine)
Sample Depth:	11'
Depth to Water:	18'
Suspected COCs:	(Petroleum) (Solvents)
Cannister I.D.:	234
Flow Control I.D.:	0023
Flow control rate:	
O ₂ Ambient	20.8 Altair
CO ₂ Ambient	0.10 Altair
subsurface pressure/vacuum	(+/- inches of water column)
Pre-Sample O ₂	GX 12.9% ALTAR 13.4 VRAE 14.6
Pre-Sample CO ₂ :	QTRAX 6.00 ALTAR 5.00%
Pre-Sample PID:	THERMO 0.2 PPM
Pre-Sample CH ₄ :	GX 8% VRAE 3% (% Volume, %LEL, PPM)
Sample Initiation Time:	11:07
Initial Vacuum:	-30"
Sample End Time:	11:20
Final Vacuum:	-3.5
Post Sample O ₂ :	13:3 Altair
Post Sample CO ₂ :	5.00% Altair

Sample Location Sketch



Notes:

Start purge 10:22
Purge rate 200 ml/min
purge vac 0.27

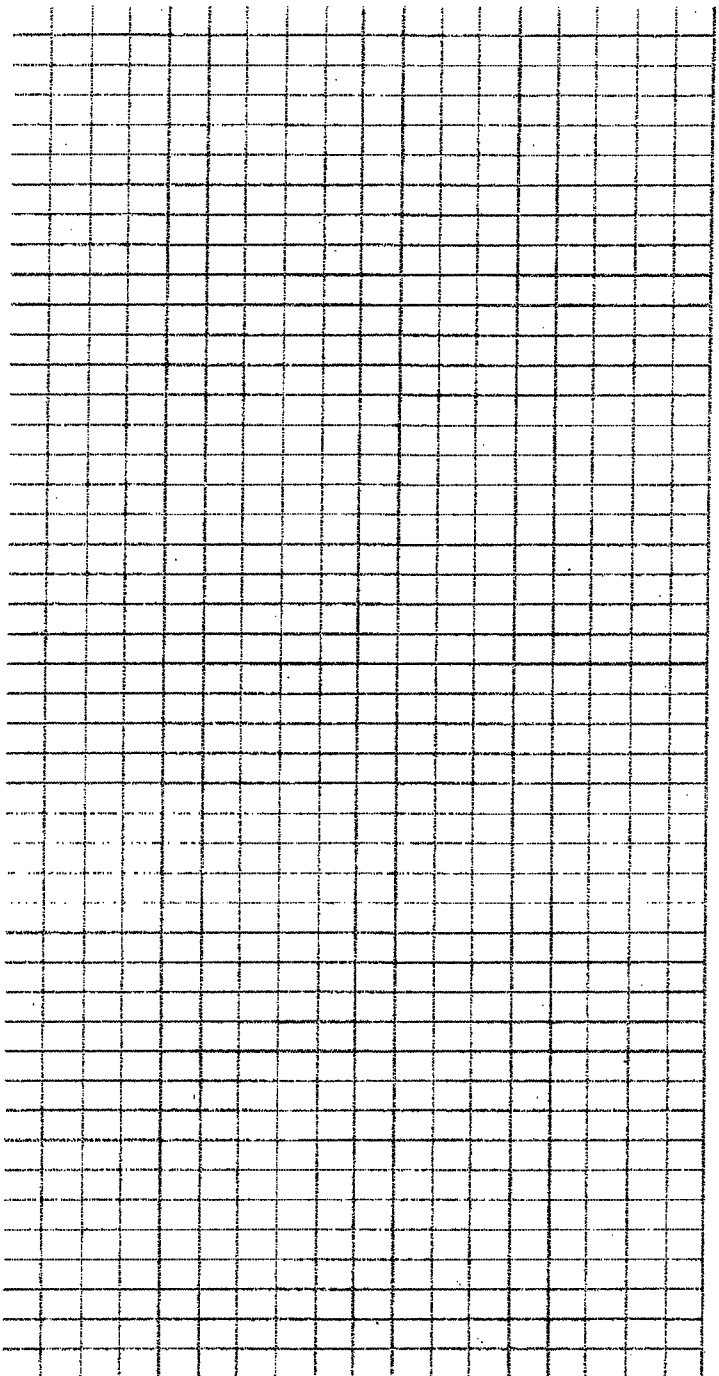
restart 10:47
same
0.40

end 10:56

**Soil Gas Sampling Field Sheet
Maine DEP**

Site Name:	Forest Ave CF1
Town:	Portland
Date:	8/30/10
Sample I.D.:	SG 2 D
Sampling Purpose:	(Source) (Utility) (Mitigation) (Receptor) (Other)
Sampling Personnel:	PME & Seth
Project Manager:	
Collection Device:	(Summa Can) (Tedlar Bag)
Sample Penetration Location:	(Asphalt) (Concrete) (Soil)
Soil Type:	(Fill) (Till) (Sand & Gravel) (Glacial Marine)
Sample Depth:	16'
Depth to Water:	18'
Suspected COCs:	(Petroleum) (Solvents)
Cannister I.D.:	1743
Flow Control I.D.:	0067
Flow control rate:	
O ₂ Ambient:	20.4%
CO ₂ Ambient:	0.10%
subsurface pressure/vacuum	(+/- inches of water column)
Pre-Sample O ₂ :	GX ALTAIR 14.2 URAE 15.6
Pre-Sample CO ₂ :	ALTAIR 4.85 QTAAX 6000+ PPM
Pre-Sample PID:	DEPTHEARM 0.0
Pre-Sample CH ₄ :	GX URAE 0 (% Volume, NLEL PPM)
Sample Initiation Time:	1:17
Initial Vacuum:	-30"
Sample End Time:	1:30
Final Vacuum:	-5"
Post Sample O ₂ :	Altair 14.4%
Post Sample CO ₂ :	Altair 4.4%

Sample Location Sketch



Notes:

Start purge 13:00
purge rate 200 ml/min
vac 0.25
end purge 110

**Soil Gas Sampling Field Sheet
Maine DEP**

Site Name:	Forest Ave CFI
Town:	Portland
Date:	11/30/10
Sample I.D.:	SG 2 Shallow
Sampling Purpose:	(Source) (Utility) (Mitigation) (Receptor) (Other)
Sampling Personnel:	PME & Seth
Project Manager:	
Collection Device:	(Summa Can) (Tedlar Bag)
Sample Penetration Location:	(Asphalt) (Concrete) (Soil)
Soil Type:	(Fill) (Till) (Sand & Gravel) (Glacial Marine)
Sample Depth:	11
Depth to Water:	18'
Suspected COCs:	(Petroleum) (Solvents)
Cannister I.D.:	195
Flow Control I.D.:	0358
Flow control rate:	
O ₂ Ambient:	AIR 20.8
CO ₂ Ambient:	AIR 0.09
subsurface pressure/vacuum	(+/- inches of water column)
Pre-Sample O ₂ :	GX 16.5 ALTAIR 16.2 VRAE 17.4
Pre-Sample CO ₂ :	ALTAIR 2.8% QTRAY 6000
Pre-Sample PID:	THERMO DEP 0
Pre-Sample CH ₄ :	GX 3 VRAE 3 (% Volume LEL) PPM
Sample Initiation Time:	12:48
Initial Vacuum:	-29.5
Sample End Time:	12:59
Final Vacuum:	-5.0"
Post Sample O ₂ :	16.1
Post Sample CO ₂ :	3.85

Sample Location Sketch

Notes: start purg = 12:30
rate 200
vac 0.37

**Soil Gas Sampling Field Sheet
Maine DEP**

Site Name:	Forest Ave CFI
Town:	Portland
Date:	8/30/10
Sample I.D.:	SG 3 D
Sampling Purpose:	(Source) (Utility) (Mitigation) (Receptor) (Other)
Sampling Personnel:	PME / Seth
Project Manager:	
Collection Device:	(Summa Can) (Tedlar Bag)
Sample Penetration Location:	(Asphalt) (Concrete) (Soil)
Soil Type:	(Fill) (Till) (Sand & Gravel) (Glacial Marine)
Sample Depth:	16'
Depth to Water:	18'
Suspected COCs:	(Petroleum) (Solvents)
Cannister I.D.:	238
Flow Control I.D.:	443
Flow control rate:	
O ₂ Ambient:	20.8
CO ₂ Ambient:	0.11
subsurface pressure/vacuum	(+/- inches of water column)
Pre-Sample O ₂ :	ALTAIR 13.4% VIAE 22.2 15.0
Pre-Sample CO ₂ :	ALTAIR 5.00 OTRAX 6000
Pre-Sample PID:	DEPHYHEAD 0
Pre-Sample CH ₄ :	VIAE 0 (% Volume, %LEL, PPM)
Sample Initiation Time:	14:02
Initial Vacuum:	30"
Sample End Time:	2:15
Final Vacuum:	5"
Post Sample O ₂ :	Altair 13.4
Post Sample CO ₂ :	Altair 5.00%

Sample Location Sketch

Notes: O₂ sensor on GX failed start purge 1:40
 purge rate 200ml/min
 vac 0.20"
 end purge 1:50

**Soil Gas Sampling Field Sheet
Maine DEP**

Site Name:	Forest Ave CFI
Town:	Portland
Date:	8/30/10
Sample I.D.:	SG 35
Sampling Purpose:	(Source) (Utility) (Mitigation) (Receptor) (Other)
Sampling Personnel:	PME & Seth
Project Manager:	
Collection Device:	(Summa Can) (Tedlar Bag)
Sample Penetration Location:	(Asphalt) (Concrete) (Soil)
Soil Type:	(Fill) (Till) (Sand & Gravel) (Glacial Marine)
Sample Depth:	11'
Depth to Water:	18'
Suspected COCs:	(Petroleum) (Solvents)
Cannister I.D.:	376
Flow Control I.D.:	0048
Flow control rate:	
O ₂ Ambient:	20.8
CO ₂ Ambient:	0.10
subsurface pressure/vacuum	No defect (+ inches of water column)
Pre-Sample O ₂ :	GX 0.0 ALTAIR 15.9 VRAE 17.3
Pre-Sample CO ₂ :	ALTAIR 4.10 QTRAX 6000
Pre-Sample PID:	DEP THERMO: 0.0225
Pre-Sample CH ₄ :	GX 4% (% Volume) (LLEL PPM) VRAE 0%
Sample Initiation Time:	1:40
Initial Vacuum:	-28
Sample End Time:	1:50
Final Vacuum:	-5" WC
Post Sample O ₂ :	16.1
Post Sample CO ₂ :	3 4.00

Sample Location Sketch

Notes: start purge 1:19
rate 200 ml/min
vac 0.5" + ?
end purge 1:32

Note QTRAX consistently registers 450 to 500 ppm CO₂ Ambient

**Soil Gas Sampling Field Sheet
Maine DEP**

Site Name:	Forest Ave CFI
Town:	Portland
Date:	8/30/10
Sample I.D.:	SG 45 <i>Between Oily phase of forest</i>
Sampling Purpose:	(Source) (Utility) (Mitigation) (Receptor) (Other)
Sampling Personnel:	PME & MAI
Project Manager:	
Collection Device:	(Summa Can) (Tedlar Bag)
Sample Penetration Location:	(Ashphalt) (Concrete) (Soil)
Soil Type:	(Fill) (Till) (Sand & Gravel) (Glacial Manne)
Sample Depth:	11'
Depth to Water:	18'
Suspected COCs:	(Petroleum) (Solvents)
Cannister I.D.:	516
Flow Control I.D.:	0003
Flow control rate:	
O ₂ Ambient:	Altair 20.8
CO ₂ Ambient:	Altair 0.11
subsurface pressure/vacuum	No dr. eff (+/- inches of water column)
Pre-Sample O ₂ :	GX 11.3 VRAE 13.7 ALT AIR <i>Too low flow</i>
Pre-Sample CO ₂ :	OTANK 6000ppm
Pre-Sample PID:	SEP THERMO 0.0
Pre-Sample CH ₄ :	GX 8% VRAE 9% (% Volume, %LEL, PPM)
Sample Initiation Time:	10:15
Initial Vacuum:	-30"
Sample End Time:	10:32
Final Vacuum:	-5"
Post Sample O ₂ :	12.6
Post Sample CO ₂ :	5.0

Sample Location Sketch

Notes: start purge 9:53
slow rate 200 ml/min
vac + 0.5" wet
End purge 10:04

**Soil Gas Sampling Field Sheet
Maine DEP**

Site Name:	Forest Ave CFI
Town:	Portland
Date:	8/30/10
Sample I.D.:	SG 6 DEEP
Sampling Purpose:	(Source) (Utility) (Mitigation) (Receptor) (Other)
Sampling Personnel:	PME & MAI
Project Manager:	
Collection Device:	(Summa Can) (Tedlar Bag)
Sample Penetration Location:	(Ashphalt) (Concrete) (Soil)
Soil Type:	(Fill) (Till) (Sand & Gravel) (Glacial Marine)
Sample Depth:	16'
Depth to Water:	≈ 21'
Suspected COCs:	(Petroleum) (Solvents)
Cannister I.D.:	373
Flow Control I.D.:	0088
Flow control rate:	
O ₂ Ambient:	Air: 20.8
CO ₂ Ambient:	Air: 0.10%
subsurface pressure/vacuum:	No d. of fluid + inches of water column
Pre-Sample O ₂ :	GX 15.2% VMAE 16.4 Air 15.5%
Pre-Sample CO ₂ :	Air: 3.65 QTRAK 6.00
Pre-Sample PID:	DEPTHMO 0.0
Pre-Sample CH ₄ :	GX 4% VMAE 0.0 (% Volume, %LEL) PPM
Sample Initiation Time:	9:45
Initial Vacuum:	-30" Hg
Sample End Time:	9:57
Final Vacuum:	-3" Hg
Post Sample O ₂ :	Air: 15.5
Post Sample CO ₂ :	Air: 3.55

Sample Location Sketch

Notes: start purge
purge val 0.2" wv
rate 300 ml/min
end purge 9:35

SG 6 is geoprobe (8/26/10)
augered point by sidewalk

899 5038

**Soil Gas Sampling Field Sheet
Maine DEP**

Site Name:	Forest Ave LE1
Town:	Portland
Date:	8/30/10
Sample I.D.:	SG 7 D
Sampling Purpose	(Source) (Utility) (Mitigation) : (Receptor) (Other)
Sampling Personnel:	PME Seth Brown Paul Prescott
Project Manager:	PME
Collection Device:	(Summa Can) (Tedlar Bag)
Sample Penetration Location:	(Asphalt) (Concrete) (Soil)
Soil Type:	(Fill) (Till) (Sand & Gravel) (Glacial Marine)
Sample Depth:	16'
Depth to Water:	18'
Suspected COCs:	(Petroleum) (Solvents)
Cannister I.D.:	355
Flow Control I.D.:	
Flow control rate:	
O ₂ Ambient	Airair 20.8%
CO ₂ Ambient	0.10% Airair
subsurface pressure/vacuum	(H. inches of water column)
Pre-Sample O ₂	Airair 13.4 GX 13.5 VRAE 14.5%
Pre-Sample CO ₂	Airair 4.05 QTRAK GOOD REP THERMO 0.0
Pre-Sample PID:	
Pre-Sample CH ₄	GX 1% (% Volume, %LEL, PPM) VRAE 0.0
Sample Initiation Time:	9:13
Initial Vacuum:	-29"
Sample End Time:	9:25
Final Vacuum:	-2" H ₂ O
Post Sample O ₂	Airair 13.5%
Post Sample CO ₂	Airair 4.0%

Sample Location Sketch

Notes:
 Start purging 8:50
 purge vac 0.38"
 purge rate 250 ml/min
 End purge 9:03

**Soil Gas Sampling Field Sheet
Maine DEP**

Site Name:	Forest Ave CF1
Town:	Portland
Date:	8/30/10
Sample I.D.:	SG7 Shallow
Sampling Purpose:	(Source) (Utility) (Mitigation) (Receptor) (Other)
Sampling Personnel:	PME Seth Brown
Project Manager:	PME
Collection Device:	(Summa Can) (Tedlar Bag)
Sample Penetration Location:	(Asphalt) (Concrete) (Soil)
Soil Type:	(Fill) (Till) (Sand & Gravel) (Glacial Marine)
Sample Depth:	11'
Depth to Water:	≈ 18'
Suspected COCs:	(Petroleum) (Solvents)
Cannister I.D.:	329
Flow Control I.D.:	0448
Flow control rate:	
O ₂ Ambient:	GX 2003 21.4% Altair
CO ₂ Ambient:	Altair 0.09% QTRAK 1376
subsurface pressure/vacuum	(+/- inches of water column)
Pre-Sample O ₂ :	GX 12.5% Altair 12.9% VRAE 13.9
Pre-Sample CO ₂ :	Altair 14.9% QTRAK 6000
Pre-Sample PID:	DEP THERMO 0.0 PPM MAL THERMO 0.6
Pre-Sample CH ₄ :	VRAE 4.4% GX 3% LEL (% Volume, %LEL, PPM)
Sample Initiation Time:	8:46
Initial Vacuum:	-30" Hg
Sample End Time:	8:59
Final Vacuum:	-5" Hg
Post Sample O ₂ :	Altair 12.9%
Post Sample CO ₂ :	Altair 5%

Sample Location Sketch

Instruments set up cal @ 8:00 am
 MSA Altair
 Ambient O₂ 20.2 % Vol
 " CO₂ 0.13 % Vol

Rkl GX-2003 - 30" wood
 cal w/ 5 gas bottle - O.K.

Thermo 580 30V cal w/ 100 PPM 120
 R.R.F. = 1.0 ⇒ 28ppm

8:45

Notes: start purge @ 8:23 @ 200 ml/min w/ rotameter
 peristaltic pulling 0.4" WC on magnetic during purge

**Indoor Air/Subslab Sampling Field Sheet
Maine DEP**

Site Name:	Forest Ave CFI
Town:	Portland
Date:	8/30/10
Sample I.D.:	SG-8 Subslab
Project Manager:	
Sampling Personnel:	PME of Seth Brown
Collection Device:	(Summa Can) (Tedlar Bag)
Sample Type:	(Subslab) (Indoor Air)
Sampling Location:	NE corner below carpet
Foundation Floor Type:	(Dirt) (Concrete)
Foundation Wall Type:	(Concrete) (Block) (Stone) (Brick) (Slab on Grade)
Sump Hole:	(Yes) (No)
Penetrations in Floor:	(Sewer) (Water) (Gas) (Cracks) (Drains)
Penetrations in Wall:	(Sewer) (Water) (Gas) (Electric) (Cracks)
Suspected COCs:	(Petroleum) (Solvents)
Cannister I.D.:	400
Flow Control I.D.:	0445
Flow control rate:	
O ₂ Ambient	20.8 Altair
CO ₂ Ambient	0.15 Altair
Pre-Sample O ₂	ALT AIR 19.7% VRAE 20.9%
Pre-Sample CO ₂	ALT AIR 0.51% QTRAY DEAD
Pre-Sample PID:	DEPTHERMO 0.0 PPM
Pre-Sample CH ₄ :	VRAE 0.0% LEL
Sample Initiation Time:	2:33
Initial Vacuum:	-30" H ₂ O
Sample End Time:	2:49
Final Vacuum:	-5" H ₂ O
Post Sample O ₂ :	Altair 19.5%
Post Sample CO ₂ :	Altair 0.54%

Sample Location Sketch

in adjacent unoccupied retail space

Notes/Observations:
 start purge 2:11
 rate 200 m/min
 vac 0.25" WC
 end 2:23

**Soil Gas Sampling Field Sheet
Maine DEP**

Site Name:	CPI Forest
Town:	Portland
Date:	9/7/10
Sample I.D.:	SG-65
Sampling Purpose	(Source) (Utility) (Mitigation) (Receptor) (Other)
Sampling Personnel:	Brown
Project Manager	
Collection Device:	(Summa Can) (Tedlar Bag)
Sample Penetration Location:	(Asphalt) (Concrete) (Soil)
Soil Type:	(Fill) (Till) (Sand & Gravel) (Glacial Marine)
Sample Depth:	40"
Depth to Water:	Unknown
Suspected COCs:	(Petroleum) (Solvents)
Cannister I.D.:	556
Flow Control I.D.:	0292
Flow control rate:	200
O ₂ Ambient	20.9 % v
CO ₂ Ambient	0.3 % v
subsurface pressure/vacuum	No Deflection (+/- Inches of water column)
Pre-Sample O ₂	16.6 % v
Pre-Sample CO ₂	2.65 % v
Pre-Sample PID:	0
Pre-Sample CH ₄ :	0 (% Volume) (%LEL) PPM
Sample Initiation Time:	1151
Initial Vacuum:	-30" Hg
Sample End Time:	1202
Final Vacuum:	-5" Hg
Post Sample O ₂	16.6
Post Sample CO ₂ :	2.65

Sample Location Sketch

Start Pnvg 1033
Flow Rate 200 ml/min
Vacuum -0.7" H₂O
END 1043

Notes:



MONITORING WELL WATER SAMPLING DATA RECORD

Project: CFI Forest
Date: 12/21/10

Well I.D.: MW 1
Sampler(s): Setn Brown

Sampler Signature: [Signature]

WELL DATA

Water Depth [from Top of Casing]: 17.40
Well Diameter: 1" PVC
Integrity: Good

PURGE

Method: Geotech Peristaltic Pump w/ Flow Through Cell

Tubing Intake Depth: ~18.4'

Start Time: 1140

Flow Rate: 150 ml/min

End Time(Sample Start): 1159

Final Readings

DO: 1.4
Turbidity: 27.7

Purge Water Observations (Color, Odor, Sheen):

Comments:



MONITORING WELL WATER SAMPLING DATA RECORD

Project: CPI Forest
Date: 12/21/10

Well I.D.: MW 3
Sampler(s): SETH BROWN

Sampler Signature: [Signature]

WELL DATA

Water Depth [from Top of Casing]: 18.41
Well Diameter: 1" PVC
Integrity: Good

PURGE

Method: Geotech Peristaltic Pump w/ Flow Through Cell

Tubing Intake Depth: ~19.4

Start Time: 1121

Flow Rate: 150 ml/min

End Time(Sample Start): 1128

Final Readings

DO: 6.0

Turbidity: 17.8

Purge Water Observations (Color, Odor, Sheen):

Comments:



MONITORING WELL WATER SAMPLING DATA RECORD

Project: CFL Forest
Date: 12/21/10

Well I.D.: MW 7
Sampler(s): Scott Brewer

Sampler Signature: [Signature]

WELL DATA

Water Depth [from Top of Casing]: 17.71
Well Diameter: 1" PVC
Integrity: Good

PURGE

Method: Geotech Peristaltic Pump w/ Flow Through Cell

Tubing Intake Depth: ~ 18.7'

Start Time: 1022

Flow Rate: 150 ml/min

End Time(Sample Start): 1030

Final Readings

DO: 5.4
Turbidity: 27.6

Purge Water Observations (Color, Odor, Sheen):

Comments:



MONITORING WELL WATER SAMPLING DATA RECORD

Project: CFI Forest
Date: 12/21/10

Well I.D.: MW 8
Sampler(s): Seth Brown

Sampler Signature: [Signature]

WELL DATA

Water Depth (from Top of Casing): 19.13
Well Diameter: 1" pvc
Integrity: Good

PURGE

Method: Geotech Peristaltic Pump w/ Flow Through Cell

Tubing Intake Depth: ~ 20.25'

Start Time: 1004

Flow Rate: 150 ml/min

End Time(Sample Start): 1010

Final Readings

DO: 6.1
Turbidity: 19.8

Purge Water Observations (Color, Odor, Sheen):

Comments:



MONITORING WELL WATER SAMPLING DATA RECORD

Project: CFI Forest
Date: 12/21/10

Well I.D. : MW 10
Sampler(s): Seth Brown

Sampler Signature: [Signature]

WELL DATA

Water Depth [from Top of Casing]: 19.82
Well Diameter: 1 1/2" PVC
Integrity: Good

PURGE

Method: Geotech Peristaltic Pump w/ Flow Through Cell

Tubing Intake Depth: ~20.8'

Start Time: 1245

Flow Rate: 150 ml/min

End Time(Sample Start): 1256

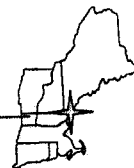
Final Readings

DO: 6.0

Turbidity: 26.0

Purge Water Observations (Color, Odor, Sheen):

Comments:



MONITORING WELL WATER SAMPLING DATA RECORD

Project: CFI Forest
Date: 12/21/10

Well I.D. : MW 11
Sampler(s): Self Blown

Sampler Signature: [Signature]

WELL DATA

Water Depth [from Top of Casing]: 19.71
Well Diameter: 1" PVC
Integrity: Good

PURGE

Method: Geotech Peristaltic Pump w/ Flow Through Cell

Tubing Intake Depth : ~ 21'

Start Time: 937

Flow Rate : 150 ml/min

End Time(Sample Start) : 953

Final Readings

DO : 6.0

Turbidity : 16.1

Purge Water Observations (Color, Odor, Sheen):

Comments:



MONITORING WELL WATER SAMPLING DATA RECORD

Project: OPI Forest
Date: 12/21/10

Well I.D.: MW 12
Sampler(s): Seth Brown

Sampler Signature: [Signature]

WELL DATA

Water Depth [from Top of Casing]: 19.10
Well Diameter: 1" PVC
Integrity: Good

PURGE

Method: Geotech Peristaltic Pump w/ Flow Through Cell

Tubing Intake Depth: ~20.1'

Start Time: 1212

Flow Rate: 150 ml/min

End Time(Sample Start): 1237

Final Readings

DO: 4.5

Turbidity: 52.5

Purge Water Observations (Color, Odor, Sheen):

Comments:



MONITORING WELL WATER SAMPLING DATA RECORD

Project: CPI Forest
Date: 12/21/10

Well I.D.: MW 13
Sampler(s): Seth Brann

Sampler Signature: [Signature]

WELL DATA

Water Depth [from Top of Casing]: 17.27
Well Diameter: 1" PVC
Integrity: Good

PURGE

Method: Geotech Peristaltic Pump w/ Flow Through Cell

Tubing Intake Depth: ~18.27'

Start Time: 1041

Flow Rate: 150 ml/min

End Time(Sample Start): 1107

Final Readings

DO: 4.3
Turbidity: 31.0

Purge Water Observations (Color, Odor, Sheen):

Comments:

**Soil Gas Sampling Field Sheet
Maine DEP**

Site Name:	CFT Feeds
Town:	Portland
Date:	12-20-10
Sample I.D.:	SG-15
Sampling Purpose:	(Source) (Utility) (Mitigation) (Receptor) (Other)
Sampling Personnel:	Brown
Project Manager:	
Collection Device:	(Summa Can) (Tedlar Bag)
Sample Penetration Location:	(Asphalt) (Concrete) (Soil)
Soil Type:	(Fill) (Till) (Sand & Gravel) (Glacial Marine)
Sample Depth:	11'
Depth to Water:	17.40 (MW 1)
Suspected COCs:	(Petroleum) (Solvents)
Cannister I.D.:	535
Flow Control I.D.:	0325
Flow control rate:	200 ml/min
O ₂ Ambient:	20.9 %v
CO ₂ Ambient:	0.1 %v
subsurface pressure/vacuum:	0 (+/- Inches of water column)
Pre-Sample O ₂ :	12.8 %v
Pre-Sample CO ₂ :	4.2 %v
Pre-Sample PID:	0 ppm
Pre-Sample CH ₄ :	0 (% Volume) (%LEL) (PPM)
Sample Initiation Time:	1453
Initial Vacuum:	-30 "Hg
Sample End Time:	1506
Final Vacuum:	-5 "Hg
Post Sample O ₂ :	13.0 %v
Post Sample CO ₂ :	4.2 %v

Sample Location Sketch

Start Pump 1446
at 200 ml/min
Vacuum - 9" H₂O
End Pump 1455

* Notes:

Soil Gas Sampling Field Sheet
Maine DEP

Site Name:	CFE Fedex
Town:	Portland
Date:	12/20/10
Sample I.D.:	SG-10
Sampling Purpose:	(Source) (Utility) (Mitigation) (Receptor) (Other)
Sampling Personnel:	Brom
Project Manager:	
Collection Device:	(Summa Can) (Tedlar Bag)
Sample Penetration Location:	(Asphalt) (Concrete) (Soil)
Soil Type:	(Fill) (Till) (Sand & Gravel) (Glacial Marine)
Sample Depth:	16'
Depth to Water:	17.40' (NW 1)
Suspected COCs:	(Petroleum) (Solvents)
Cannister I.D.:	406
Flow Control I.D.:	0021
Flow control rate:	200 ml/min
O ₂ Ambient:	20.9 %v
CO ₂ Ambient:	0.0 %v
subsurface pressure/vacuum:	0 (+/- Inches of water column)
Pre-Sample O ₂ :	8.4 %v
Pre-Sample CO ₂ :	8.7 %v
Pre-Sample PID:	0 ppm
Pre-Sample CH ₄ :	0 (% Volume, ≤ 100 PPM)
Sample Initiation Time:	1439
Initial Vacuum:	-25" Hg
Sample End Time:	1449
Final Vacuum:	-5" Hg
Post Sample O ₂ :	8.4 %v
Post Sample CO ₂ :	9.9 %v

Sample Location Sketch

Start Page 1419
at 200 ml/min
Vacuum -16" H₂O
End 1430

Sampled

Blind Duplicate
Start 1450
-28 Vacuum
End 1502

Vacuum -5" H₂O

Cannister ID 262
Flow Control ID 0369
at 200 ml/min

Notes:

**Soil Gas Sampling Field Sheet
Maine DEP**

Site Name:	CFL Forest
Town:	Burlington
Date:	12/20/10
Sample I.D.:	56-45
Sampling Purpose:	(Source) (Utility) (Mitigation) (Receptor) (Other)
Sampling Personnel:	Brown
Project Manager:	
Collection Device:	(Summa Can) (Tedlar Bag)
Sample Penetration Location:	(Asphalt) (Concrete) (Soil)
Soil Type:	(Fill) (Till) (Sand & Gravel) (Glacial Marine)
Sample Depth:	11'
Depth to Water:	18.41' (MW 3)
Suspected COCs:	(Petroleum) (Solvents)
Cannister I.D.:	477
Flow Control I.D.:	0406
Flow control rate:	200 ml/min
O ₂ Ambient:	20.9 %v
CO ₂ Ambient:	0.1 %v
subsurface pressure/vacuum	(+/- Inches of water column)
Pre-Sample O ₂ :	19.7 %v
Pre-Sample CO ₂ :	7.2 %v
Pre-Sample PID:	0 ppm
Pre-Sample CH ₄ :	0 (% Volume %LE, PPM)
Sample Initiation Time:	14:37
Initial Vacuum:	-28 "Hg
Sample End Time:	14:47
Final Vacuum:	-5 "Hg
Post Sample O ₂ :	19.7 %v
Post Sample CO ₂ :	7.6 %v

Sample Location Sketch

Start Page 1347
at 200 ml/min
Vacuum 71.0 "H₂O
End Page 1357

Notes:

**Soil Gas Sampling Field Sheet
Maine DEP**

Site Name:	Forest AVE CF1	<p align="center">Sample Location Sketch</p>
Town:	Portland	
Date:	12/20/10	
Sample I.D.:	SG 65	
Sampling Purpose	(Source) (Utility) (Mitigation) (Receptor) (Other)	
Sampling Personnel:	PME & SETH	
Project Manager		
Collection Device:	(Summa Can) (Tedlar Bag)	
Sample Penetration Location:	(Asphalt) (Concrete) (Soil)	
Soil Type:	(Fill) (Till) (Sand & Gravel) (Glacial Marine)	
Sample Depth:	~nd 3'	
Depth to Water:	-20'	
Suspected COCs:	(Petroleum) (Solvents)	
Cannister I.D.:	176	
Flow Control I.D.:	0303	
Flow control rate:		
O ₂ Ambient	20.8 % Vol Air	
CO ₂ Ambient	0.13 % Vol Air	
subsurface pressure/vacuum	(+/- inches of water column)	
Pre-Sample O ₂	16.3%	
Pre-Sample CO ₂	3.15%	
Pre-Sample PID:	0.0	
Pre-Sample CH ₄ :	0.0 (% Volume) (%LEL) (PPM)	
Sample Initiation Time:	12:27	
Initial Vacuum:	-28.45 " Hg	
Sample End Time:	12:38	
Final Vacuum:	-4.75 " Hg	
Post Sample O ₂	16.2 %	
Post Sample CO ₂ :	3.20 %	
Notes:	Start purge 12:09 purge rate 220 ml/min purge val 0.08 " wc and climbing to 0.25" end purge 12:16	

**Soil Gas Sampling Field Sheet
Maine DEP**

Site Name:	CFL Forest
Town:	Portland
Date:	2/25/10
Sample I.D.:	SG-75
Sampling Purpose:	(Source) (Utility) (Mitigation) (Receptor) (Other)
Sampling Personnel:	Brown
Project Manager:	
Collection Device:	Summa Can (Tedlar Bag)
Sample Penetration Location:	(Asphalt) (Concrete) (Soil)
Soil Type:	(Fill) (Till) (Sand & Gravel) (Glacial Marine)
Sample Depth:	11'
Depth to Water:	17.71' (NW 7)
Suspected COCs:	(Petroleum) (Solvents)
Cannister I.D.:	1734
Flow Control I.D.:	0321
Flow control rate:	200 ml/min
O ₂ Ambient:	20.9 %v
CO ₂ Ambient:	0.1 %v
subsurface pressure/vacuum:	6 (+/- inches of water column)
Pre-Sample O ₂ :	15.0 %v
Pre-Sample CO ₂ :	7.1 %v
Pre-Sample PID:	0 ppb
Pre-Sample CH ₄ :	0 (% Volume %LEL PPM)
Sample Initiation Time:	1332
Initial Vacuum:	-30" Hg
Sample End Time:	1344
Final Vacuum:	-5" Hg
Post Sample O ₂ :	14.9 %v
Post Sample CO ₂ :	7.1 %v

Sample Location Sketch at 200ml/min

Start Purge 1312
Vacuum 1318
End 1357

0.18" H₂O

Notes:

**Soil Gas Sampling Field Sheet
Maine DEP**

Site Name:	CPT Forest
Town:	Portland
Date:	12/20/10
Sample I.D.:	SG-95
Sampling Purpose	(Source) (Utility) (Mitigation) (Receptor) (Other)
Sampling Personnel:	Brown
Project Manager	
Collection Device:	(Summa Can) (Tedlar Bag)
Sample Penetration Location:	(Asphalt) (Concrete) (Soil)
Soil Type:	(Fill) (Till) (Sand & Gravel) (Glacial Marine)
Sample Depth:	11.5
Depth to Water:	17.27' (MW 3)
Suspected COCs:	(Petroleum) (Solvents)
Cannister I.D.:	216
Flow Control I.D.:	0359
Flow control rate:	200 ml/min
O ₂ Ambient	20.9 %v
CO ₂ Ambient	0.0 %v
subsurface pressure/vacuum	(+/- inches of water column)
Pre-Sample O ₂	11.5 %v
Pre-Sample CO ₂	6.4 %v
Pre-Sample PID:	0 ppm
Pre-Sample CH ₄ :	0 (% Volume, %LEL, PPM)
Sample Initiation Time:	1229
Initial Vacuum:	-28 "Hg
Sample End Time:	1246
Final Vacuum:	-1 "Hg
Post Sample O ₂	11.5 %v
Post Sample CO ₂ :	6.4 %v

Sample Location Sketch

Start Pump 1207
at 200 ml/min
Vacuum -11 "H₂O

End 1217

Notes:

**Soil Gas Sampling Field Sheet
Maine DEP**

Site Name:	Off Field
Town:	Portland
Date:	12/26
Sample I.D.:	SG-90
Sampling Purpose:	(Source) (Utility) (Mitigation) (Receptor) (Other)
Sampling Personnel:	Blom
Project Manager:	
Collection Device:	(Summa Can) (Tedlar Bag)
Sample Penetration Location:	(Ashphalt) (Concrete) (Soil)
Soil Type:	(Fill) (Till) (Sand & Gravel) (Glacial Marine)
Sample Depth:	16.5
Depth to Water:	17.77' (MW13)
Suspected COCs:	(Petroleum) (Solvents)
Cannister I.D.:	-
Flow Control I.D.:	-
Flow control rate:	-
O ₂ Ambient	-
CO ₂ Ambient	-
subsurface pressure/vacuum	0 (+/- Inches of water column)
Pre-Sample O ₂	-
Pre-Sample CO ₂	-
Pre-Sample PID:	-
Pre-Sample CH ₄ :	- (% Volume, %LEL, PPM)
Sample Initiation Time:	-
Initial Vacuum:	-
Sample End Time:	-
Final Vacuum:	-
Post Sample O ₂	-
Post Sample CO ₂ :	-

Sample Location Sketch

Start Page 1229

Vacuum > 1.0

NW / SW

No Sample Taken

Notes:

Soil Gas Sampling Field Sheet
Maine DEP

Site Name:	CFI Farm
Town:	Portland
Date:	12/20/10
Sample I.D.:	SG-108
Sampling Purpose:	(Source) (Utility) (Mitigation) (Receptor) (Other)
Sampling Personnel:	Brown
Project Manager:	
Collection Device:	Summa Can (Tedlar Bag)
Sample Penetration Location:	(Ashphalt) (Concrete) (Soil)
Soil Type:	(Fill) (Till) (Sand & Gravel) (Glacial Marine)
Sample Depth:	11.5'
Depth to Water:	19.13' (MW8)
Suspected COCs:	Petroleum (Solvents)
Cannister I.D.:	191 B
Flow Control I.D.:	0074
Flow control rate:	200 ml/min
O ₂ Ambient:	20.9 %v
CO ₂ Ambient:	0.1 %v
subsurface pressure/vacuum	(+/- Inches of water column)
Pre-Sample O ₂ :	12.3 %v
Pre-Sample CO ₂ :	7.2 %v
Pre-Sample PID:	0 ppm
Pre-Sample CH ₄ :	0 (% Volume) (%LEL) (PPM)
Sample Initiation Time:	11:37
Initial Vacuum:	-28 "Hg
Sample End Time:	11:49
Final Vacuum:	-5 "Hg
Post Sample O ₂ :	12.4 %v
Post Sample CO ₂ :	7.2 %v

Sample Location Sketch

Start Pump 11:24 at 200 ml/min
 Vacuum -4 "Hg
 End End 11:31

Notes:

**Soil Gas Sampling Field Sheet
Maine DEP**

Site Name:	CFE Forest
Town:	Portland
Date:	12/20/10
Sample I.D.:	SG-100
Sampling Purpose	(Source) (Utility) (Mitigation) (Receptor) (Other)
Sampling Personnel:	Braun
Project Manager:	
Collection Device:	(Summa Can) (Tedlar Bag)
Sample Penetration Location:	(Ashphalt) (Concrete) (Soil)
Soil Type:	(Fill) (Till) (Sand & Gravel) (Glacial Marine)
Sample Depth:	16.5'
Depth to Water:	19.13' (MW9)
Suspected COCs:	(Petroleum) (Solvents)
Cannister I.D.:	207
Flow Control I.D.:	0006
Flow control rate:	200 ml/min
O ₂ Ambient	20.9 %v
CO ₂ Ambient	0. %v
subsurface pressure/vacuum	0 (+/- inches of water column)
Pre-Sample O ₂	10.3 %v
Pre-Sample CO ₂	9.2 %v
Pre-Sample PID:	0 ppm
Pre-Sample CH ₄ :	0 (% Volume) (%LEL) (PPM)
Sample Initiation Time:	1129
Initial Vacuum:	-28" Hg
Sample End Time:	1131
Final Vacuum:	-5" Hg
Post Sample O ₂	10.4 %v
Post Sample CO ₂ :	9.0 %v

Sample Location Sketch

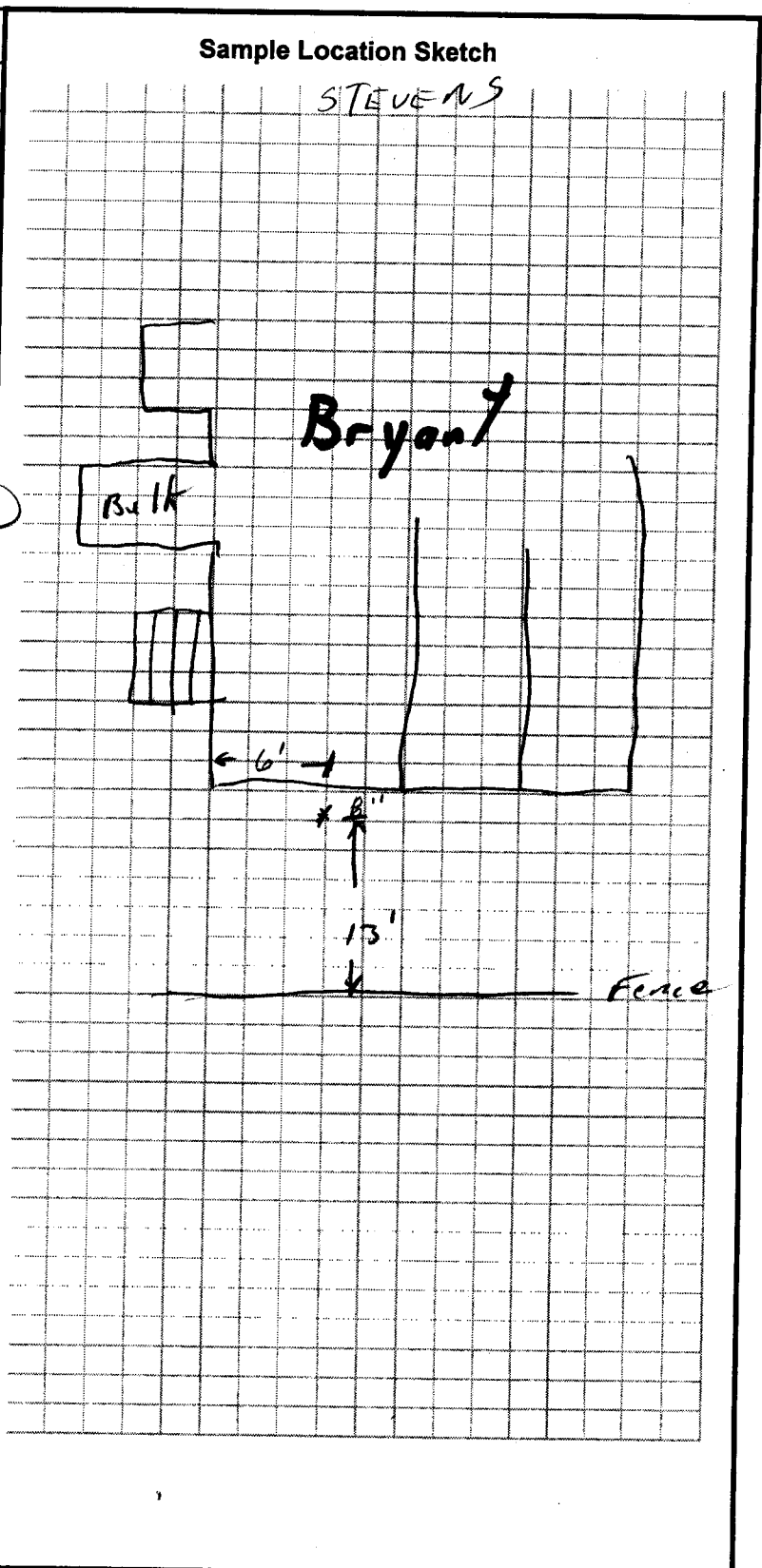
Start 11:01
at 200 ml/min
Vacuum
Major Fluctuations
from
-25 to -6" H₂O

End 11:11

Notes:

**Soil Gas Sampling Field Sheet
Maine DEP**

Site Name:	Forest Ave CFI
Town:	Portland
Date:	12/20/10
Sample I.D.:	SG 12
Sampling Purpose:	(Source) (Utility) (Mitigation) (Receptor) (Other)
Sampling Personnel:	PME & SETH
Project Manager:	
Collection Device:	(Summa Can) (Tedlar Bag)
Sample Penetration Location:	(Asphalt) (Concrete) (Soil) <small>LAWY</small>
Soil Type:	(Fill) (Till) (Sand & Gravel) (Glacial Marine)
Sample Depth:	2'
Depth to Water:	
Suspected COCs:	(Petroleum) (Solvents)
Cannister I.D.:	238
Flow Control I.D.:	358
Flow control rate:	200 ml/min
O ₂ Ambient:	20.8 % Vol Alt. air
CO ₂ Ambient:	0.15 % Vol Alt. air
subsurface pressure/vacuum	(+/- inches of water column)
Pre-Sample O ₂ :	20.1 % Vol
Pre-Sample CO ₂ :	0.51 % Vol
Pre-Sample PID:	0.0 PPM
Pre-Sample CH ₄ :	0 (% Volume, %LEL, PPM)
Sample Initiation Time:	2:06
Initial Vacuum:	28.42" Hg
Sample End Time:	2:18
Final Vacuum:	3.95
Post Sample O ₂ :	20.2 % Vol
Post Sample CO ₂ :	0.49 % Vol



Notes:
 start purge 1:41
 purge val 0.03" Wc
 purge rate 180 ml/min
 end e 1:50

**Soil Gas Sampling Field Sheet
Maine DEP**

Site Name:	Forest Ave CFI	<p align="center">Sample Location Sketch</p>
Town:	Portland	
Date:	12/20/10	
Sample I.D.:	SG 135	
Sampling Purpose:	(Source) (Utility) (Mitigation) (Receptor) (Other) <u>SEWER</u>	
Sampling Personnel:	PME & SETH (MAI)	
Project Manager:		
Collection Device:	<u>Summa Can</u> (Tedlar Bag)	
Sample Penetration Location:	<u>Ashphalt</u> (Concrete) (Soil)	
Soil Type:	(Fill) (Till) (<u>Sand & Gravel</u>) (Glacial Marine)	
Sample Depth:	2-2"	
Depth to Water:	~ 20'	
Suspected COCs:	<u>(Petroleum)</u> (Solvents)	
Cannister I.D.:	377	
Flow Control I.D.:	0059	
Flow control rate:		
O ₂ Ambient	20.8 Altair % Vol	
CO ₂ Ambient	0.10 Altair % Vol	
subsurface pressure/vacuum	(+/- inches of water column)	
Pre-Sample O ₂	19.0 % Vol Altair	
Pre-Sample CO ₂	1.10 % Vol Altair	
Pre-Sample PID:	0.0 ppm Ion	
Pre-Sample CH ₄ :	0.0 (% Volume) <u>%LEL</u> PPM	
Sample Initiation Time:	11:13	
Initial Vacuum:	29.87	
Sample End Time:	11:13 but lost connected until 11:32	
Final Vacuum:	9.24	
Post Sample O ₂ :	18.9 % Vol	
Post Sample CO ₂ :	1.12 % Vol	

Vacuum dissipated in sample in less than 1 minute

start purging 10:34
fill 3 L tedlar @ 10:47
Notes: Flowmeter measure 200 ml/min
Vacuum = 0.05" WC

CH₄ w/ RAI GX 2003


O₂ & CO₂ w/ MSA Altair in % Vol

PID = ION SCIENCE Bump Tested w/ 100 ppm iso = 104 ppm

**Soil Gas Sampling Field Sheet
Maine DEP**

Site Name:	Forest Ave CF1
Town:	Portland
Date:	12/20/10
Sample I.D.:	SG 13D
Sampling Purpose:	(Source) (Utility) (Mitigation) (Receptor) (Other)
Sampling Personnel:	PME & SETH
Project Manager:	
Collection Device:	(Summa Can) (Tedlar Bag)
Sample Penetration Location:	(Asphalt) (Concrete) (Soil)
Soil Type:	(Fill) (Till) (Sand & Gravel) (Glacial Marine)
Sample Depth:	17.5'
Depth to Water:	= 20'
Suspected COCs:	(Petroleum) (Solvents)
Cannister I.D.:	362
Flow Control I.D.:	137
Flow control rate:	
O ₂ Ambient	20.8 % Vol Altair
CO ₂ Ambient	0.10 % Vol Altair
subsurface pressure/vacuum	(+/- inches of water column)
Pre-Sample O ₂	13.7 % Vol Altair
Pre-Sample CO ₂	5.00 % Vol Altair
Pre-Sample PID:	0.0
Pre-Sample CH ₄ :	1.0 (% Volume) (%LEL) PPM
Sample Initiation Time:	11:40
Initial Vacuum:	29.39" Hg
Sample End Time:	11:52
Final Vacuum:	4.46" Hg
Post Sample O ₂ :	13.7 % Vol
Post Sample CO ₂ :	5.0 % Vol

Sample Location Sketch



Notes:
 start purge 11:20
 purge vac = 0.22" WC
 purge rate 200 ml/min
 purge end 11:26

**Soil Gas Sampling Field Sheet
Maine DEP**

Site Name:	C/I Forest
Town:	Portland
Date:	12/20/16
Sample I.D.:	SG-14D
Sampling Purpose:	(Source) (Utility) (Mitigation) (Receptor) (Other)
Sampling Personnel:	Brown
Project Manager:	
Collection Device:	(Summa Can) (Tedlar Bag)
Sample Penetration Location:	(Asphalt) (Concrete) (Soil)
Soil Type:	(Fill) (Till) (Sand & Gravel) (Glacial Marine)
Sample Depth:	16.5'
Depth to Water:	
Suspected COCs:	(Petroleum) (Solvents)
Cannister I.D.:	149
Flow Control I.D.:	0374
Flow control rate:	200 ml/min
O ₂ Ambient:	20.9%v
CO ₂ Ambient:	0.1%v
subsurface pressure/vacuum	0 (+/- inches of water column)
Pre-Sample O ₂ :	11.5 %v
Pre-Sample CO ₂ :	8.2 %v
Pre-Sample PID:	0 ppm
Pre-Sample CH ₄ :	0 (% Volume, %LEL, PPM)
Sample Initiation Time:	1033
Initial Vacuum:	-28.8 " Hg
Sample End Time:	1047
Final Vacuum:	-5 " Hg
Post Sample O ₂ :	11.6 %v
Post Sample CO ₂ :	8.7 %v

Sample Location Sketch

Start Purge 10:18 at 200 ml/min
End 10:28

Vacuum -17 " H₂O

Notes:

**Soil Gas Sampling Field Sheet
Maine DEP**

Site Name:	OPJ Forest
Town:	Polk
Date:	12/20/10
Sample I.D.:	SG-15
Sampling Purpose:	(Source) (Utility) (Mitigation) (Receptor) (Other)
Sampling Personnel:	Brown
Project Manager:	
Collection Device:	(Summa Can) (Tedlar Bag)
Sample Penetration Location:	(Ashphalt) (Concrete) (Soil)
Soil Type:	(Fill) (Till) (Sand & Gravel) (Glacial Marine)
Sample Depth:	8'
Depth to Water:	7.27' (NW3)
Suspected COCs:	(Petroleum) (Solvents)
Cannister I.D.:	192
Flow Control I.D.:	0301
Flow control rate:	200 ml/min
O ₂ Ambient:	20.9 %v
CO ₂ Ambient:	0.0 %v
subsurface pressure/vacuum:	0 (+/- inches of water column)
Pre-Sample O ₂ :	16.8 %v
Pre-Sample CO ₂ :	3.3 %v
Pre-Sample PID:	0 ppm
Pre-Sample CH ₄ :	0 (% Volum, %LEL, PPM)
Sample Initiation Time:	12:03
Initial Vacuum:	-20 "Hg
Sample End Time:	12:14
Final Vacuum:	5 "Hg
Post Sample O ₂ :	16.8 %v
Post Sample CO ₂ :	3.3 %v

Sample Location Sketch

Start Pump 11:44
at 200 ml/min
Vacuum
Piston
~0.18 to 1.0
then drops back
in a 2-3 second period

END 11:51

**Stop
Wet Barbitic in Red Box**

Notes:

Soil Gas Sampling Field Sheet
Maine DEP

Site Name:	CPI Forest
Town:	Portland
Date:	12/20/10
Sample I.D.:	SG-7D
Sampling Purpose	(Source) (Utility) (Mitigation) (Receptor) (Other)
Sampling Personnel:	Brown
Project Manager	
Collection Device:	(Summa Can) (Tedlar Bag)
Sample Penetration Location:	(Asphalt) (Concrete) (Soil)
Soil Type:	(Fill) (Till) (Sand & Gravel) (Glacial Marine)
Sample Depth:	16'
Depth to Water:	17.71' (MW 7)
Suspected COCs:	(Petroleum) (Solvents)
Cannister I.D.:	-
Flow Control I.D.:	-
Flow control rate:	-
O ₂ Ambient	20.9%
CO ₂ Ambient	0.1%
subsurface pressure/vacuum	0 (+/- inches of water column)
Pre-Sample O ₂	-
Pre-Sample CO ₂	-
Pre-Sample PID:	-
Pre-Sample CH ₄ :	- (% Volume, %LEL, PPM)
Sample Initiation Time:	-
Initial Vacuum:	-
Sample End Time:	-
Final Vacuum:	-
Post Sample O ₂	-
Post Sample CO ₂ :	-

Sample Location Sketch

Started Purge 1257
No Flow /
Vacuum > 10" H₂O

No Sample Taken

Notes:

Indoor Air/Subslab Sampling Field Sheet
Maine DEP

Site Name:	CFI Food
Town:	Portland
Date:	12/20/10
Sample I.D.:	56-8A
Project Manager:	
Sampling Personnel:	Brown
Collection Device:	Summa Can (Tedlar Bag)
Sample Type:	(Subslab) (Indoor Air)
Sampling Location:	
Foundation Floor Type:	(Dirt) (Concrete)
Foundation Wall Type:	(Concrete) (Block) (Stone) (Brick) (Slab on Grade)
Sump Hole:	(Yes) (No)
Penetrations in Floor:	(Sewer) (Water) (Gas) (Cracks) (Drains)
Penetrations in Wall:	(Sewer) (Water) (Gas) ✓ (Electric) (Cracks)
Suspected COCs:	(Petroleum) (Solvents)
Cannister I.D.:	512
Flow Control I.D.:	0194
Flow control rate:	200
O ₂ Ambient	20.9 %v
CO ₂ Ambient	0.1 %v
Pre-Sample O ₂	19.5 %v
Pre-Sample CO ₂	0.1 %v
Pre-Sample PID:	0 ppb
Pre-Sample CH ₄ :	0 %LEL
Sample Initiation Time:	1552
Initial Vacuum:	-28 "Hg
Sample End Time:	1600
Final Vacuum:	-5 "Hg
Post Sample O ₂ :	19.6 %v
Post Sample CO ₂ :	0.1 %v

Sample Location Sketch

Start Purge 1540
at 200 ml/min
Vacuum 7.0 " H₂O
End Purge 1550

Notes/Observations:

**Soil Gas Sampling Field Sheet
Maine DEP**

Site Name:	Off Forest
Town:	Portland
Date:	12/20/10
Sample I.D.:	SG-145
Sampling Purpose	(Source) (Utility) (Mitigation) (Receptor) (Other)
Sampling Personnel:	Brown
Project Manager	
Collection Device:	<u>Summa Can</u> (Tedlar Bag)
Sample Penetration Location:	<u>(Asphalt)</u> (Concrete) (Soil)
Soil Type:	(Fill) (Till) <u>(Sand & Gravel)</u> (Glacial Marine)
Sample Depth:	2.75'
Depth to Water:	19.10 (NW 12)
Suspected COCs:	<u>(Petroleum)</u> (Solvents)
Cannister I.D.:	214
Flow Control I.D.:	0045
Flow control rate:	200 ml/min
O ₂ Ambient	20.9 % v
CO ₂ Ambient	0.1 % v
subsurface pressure/vacuum	0 (+/- inches of water column)
Pre-Sample O ₂	15.6 % v
Pre-Sample CO ₂	4.9 % v
Pre-Sample PID:	0 ppm
Pre-Sample CH ₄ :	0 (% Volume, %LEL, PPM)
Sample Initiation Time:	1053
Initial Vacuum:	-28" Hg
Sample End Time:	1107
Final Vacuum:	-5" Hg
Post Sample O ₂	15.4 % v
Post Sample CO ₂	4.6 % v

Sample Location Sketch

Start Purge 10:37 at 200 ml/min
 Vacuum -8" H₂O
 End 10:47

Notes:

APPENDIX 4
Laboratory Reports

Mr. Herb Kodis
Maine Environmental Laboratory, Inc.
PO Box 1107
Yarmouth, ME 04096-1107

Report Number: 67624

Revision: Rev. 0

Re: MAI 380-10

Enclosed are the results of the analyses on your sample(s). Samples were received on 30 August 2010 and analyzed for the tests listed. Samples were received in acceptable condition, with the exceptions noted below or on the chain of custody. These results pertain to samples as received by the laboratory and for the analytical tests requested on the chain of custody. The results reported herein conform to the most current NELAC standards, where applicable, unless otherwise narrated in the body of the report. Please see individual reports for specific methodologies and references.

<u>Lab Number</u>	<u>Sample Date</u>	<u>Station Location</u>	<u>Analysis</u>	<u>Comments</u>
67624-1	08/26/10	B13 (20-22.5')	Volatile Petroleum Hydrocarbons	
67624-2	08/26/10	B16 (20-22.5')	Electronic Data Deliverable	
	08/26/10	B16 (20-22.5')	Volatile Petroleum Hydrocarbons	

Sample Receipt Exceptions: None

Analytics Environmental Laboratory is certified by the states of New Hampshire, Maine, Massachusetts, Connecticut, Rhode Island, Virginia, Maryland, and is accredited by the Department of Defense (DOD) ELAP program. A list of actual certified parameters is available upon request.

If you have any questions on these results, please do not hesitate to contact us.

Authorized signature


Stephen L. Knollmeyer Lab. Director

Date

9/8/2010

This report shall not be reproduced, except in full, without the written consent of Analytics Environmental Laboratory, LLC.

Mr. Herb Kodis
Maine Environmental Laboratory, Inc.
PO Box 1107
Yarmouth, ME 04096-1107

September 8, 2010

SAMPLE DATA

CLIENT SAMPLE ID
Project Name: MAI 380-10
Project Number:
Client Sample ID: B13 (20-22.5')

Lab Sample ID: 67624-1
Matrix: Solid
Percent Solid: 87
Dilution Factor: 349
Collection Date: 08/26/10
Lab Receipt Date: 08/30/10
Analysis Date: 09/03/10

VPH ANALYTICAL RESULTS				
RANGE/TARGET ANALYTE	Elution Range	RL	Units	Result
Unadjusted C5-C8 Aliphatics ¹	N/A	17500	µg/kg	119000
Unadjusted C9-C12 Aliphatics ¹	N/A	17500	µg/kg	157000
Benzene	C5-C8	700	µg/kg	U
Ethylbenzene	C9-C12	700	µg/kg	1680
Methyl-tert-butyl ether	C5-C8	700	µg/kg	U
Naphthalene	N/A	700	µg/kg	U
Toluene	C5-C8	700	µg/kg	403 J
m- & p-Xylenes	C9-C12	1400	µg/kg	749 J
o-Xylene	C9-C12	700	µg/kg	564 J
C5-C8 Aliphatic Hydrocarbons ^{1,2}	N/A	17500	µg/kg	119000
C9-C12 Aliphatic Hydrocarbons ^{1,3}	N/A	17500	µg/kg	110000
C9-C10 Aromatic Hydrocarbons ¹	N/A	3490	µg/kg	43300
Surrogate % Recovery (2,5-Dibromotoluene) PID				130
Surrogate % Recovery (2,5-Dibromotoluene) FID				138*
Surrogate Acceptance Range				70-130%

¹ Hydrocarbon Range data exclude concentrations of any surrogate(s) and/or internal standards eluting in that range.
² C5-C8 Aliphatic Hydrocarbons exclude the concentration of Target Analytes eluting in that range
³ C9-C12 Aliphatic Hydrocarbons exclude conc. of Target Analytes eluting in that range and conc. of C9-C10 Aromatic Hydrocarbons.
 RL = Report Limit
 U=Undetected J=Estimated E=Exceeds Calibration Range B=Detected in Blank

METHODOLOGY: MADEP Volatile Petroleum Hydrocarbons (VPH), ORS Division of Environmental Analysis, Revision I.1
May 2004

COMMENTS: Samples were received in accordance with method criteria unless noted on the sample receipt checklist.
 Results are expressed on a dry weight basis.
 * Surrogate recovery outside of laboratory acceptance criteria.
 * Sample was reanalyzed with similar results.

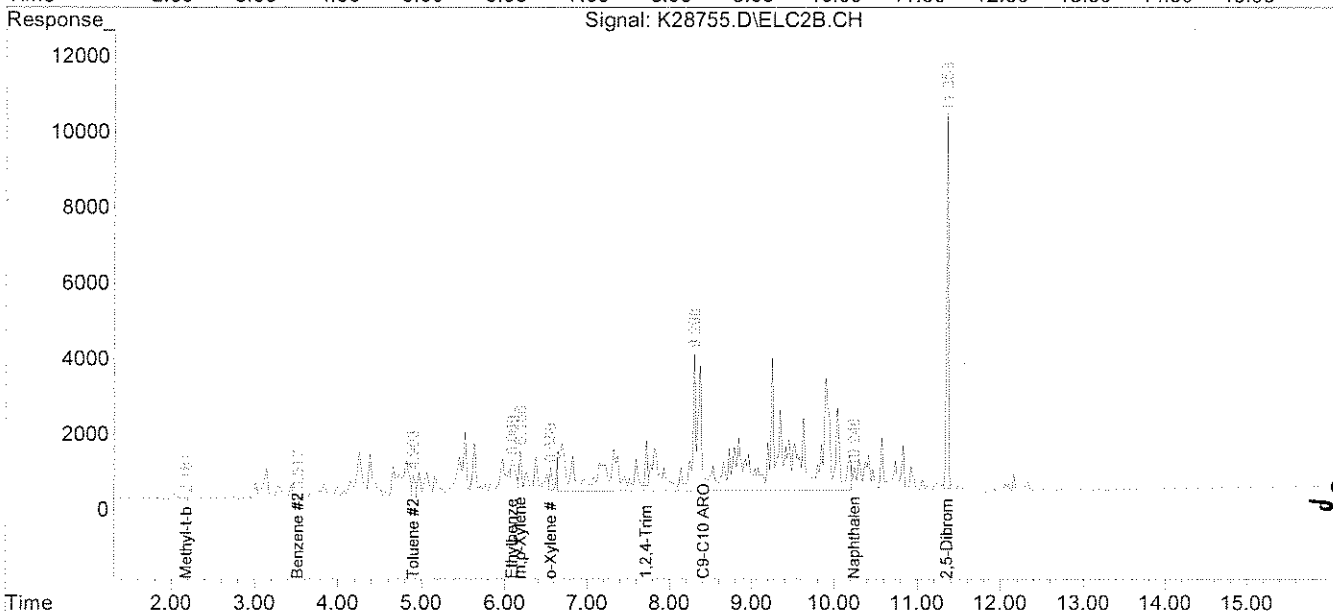
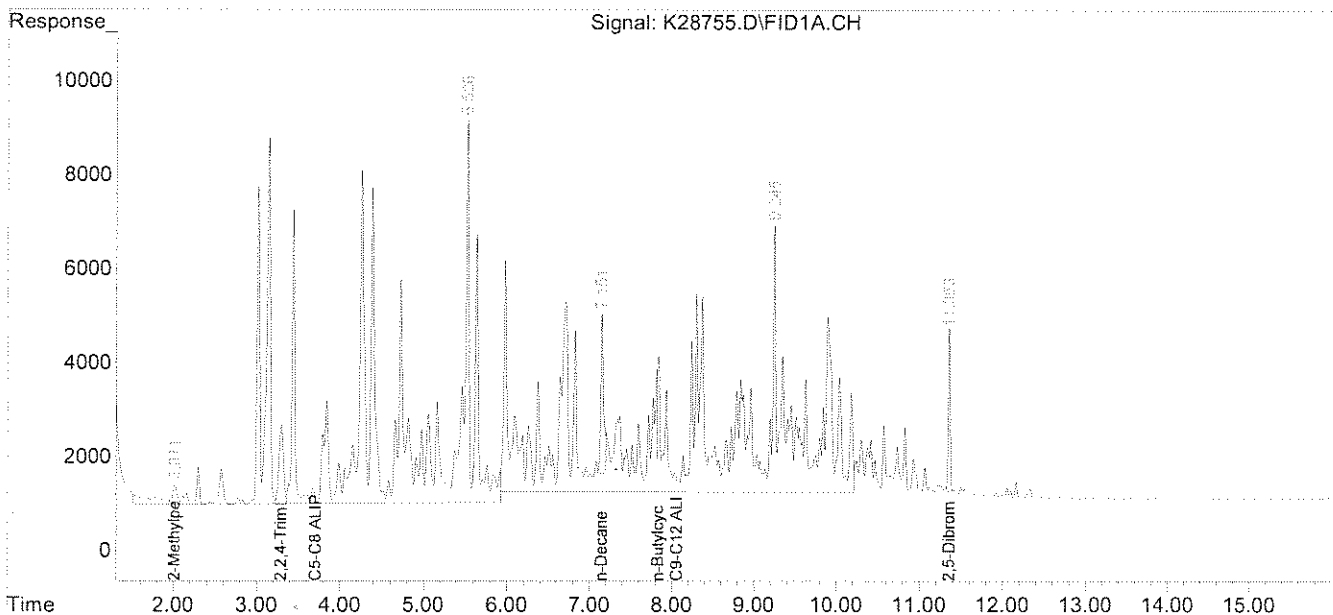
Authorized signature: *M. A. Bull*

Data Path : C:\msdchem\1\DATA\090310-K\
 Data File : K28755.D
 Signal(s) : Signal #1: FID1A.CH Signal #2: ELC2B.CH
 Acq On : 03 Sep 2010 2:23 pm
 Operator : JJL
 Sample : 67624-1,5X
 Misc : 20,9.31,SOIL
 ALS Vial : 8 Sample Multiplier: 1

Integration File signal 1: autoint1.e
 Integration File signal 2: autoint2.e
 Quant Time: Sep 07 09:35:00 2010
 Quant Method : C:\msdchem\1\METHODS\VPH070110.M
 Quant Title : Volatile Petroleum Hydrocarbons (VPH) MA DEP 2004
 QLast Update : Sun Jul 04 08:52:25 2010
 Response via : Initial Calibration
 Integrator: ChemStation 6890 Scale Mode: Small noise peaks clipped

gg 9/7/10

Volume Inj. :
 Signal #1 Phase : Signal #2 Phase:
 Signal #1 Info : Signal #2 Info :



9810

Mr. Herb Kodis
Maine Environmental Laboratory, Inc.
PO Box 1107
Yarmouth, ME 04096-1107

September 8, 2010

CLIENT SAMPLE ID

Project Name: MAI 380-10

Project Number:

Client Sample ID: B16 (20-22.5')

SAMPLE DATA

Lab Sample ID: 67624-2
Matrix: Solid
Percent Solid: 87
Dilution Factor: 361
Collection Date: 08/26/10
Lab Receipt Date: 08/30/10
Analysis Date: 09/03/10

VPH ANALYTICAL RESULTS

RANGE/TARGET ANALYTE	Elution Range	RL	Units	Result
Unadjusted C5-C8 Aliphatics ¹	N/A	18100	µg/kg	62500
Unadjusted C9-C12 Aliphatics ¹	N/A	18100	µg/kg	317000
Benzene	C5-C8	720	µg/kg	U
Ethylbenzene	C9-C12	720	µg/kg	2220
Methyl-tert-butyl ether	C5-C8	720	µg/kg	U
Naphthalene	N/A	720	µg/kg	3320
Toluene	C5-C8	720	µg/kg	U
m- & p-Xylenes	C9-C12	1440	µg/kg	8030
o-Xylene	C9-C12	720	µg/kg	2840
C5-C8 Aliphatics Hydrocarbons ^{1,2}	N/A	18100	µg/kg	62500
C9-C12 Aliphatic Hydrocarbons ^{1,3}	N/A	18100	µg/kg	165000
C9-C10 Aromatic Hydrocarbons ¹	N/A	3610	µg/kg	138000
Surrogate % Recovery (2,5-Dibromotoluene) PID				124
Surrogate % Recovery (2,5-Dibromotoluene) FID				134*
Surrogate Acceptance Range				70-130%

¹ Hydrocarbon Range data exclude concentrations of any surrogate(s) and/or internal standards eluting in that range.

² C5-C8 Aliphatic Hydrocarbons exclude the concentration of Target Analytes eluting in that range

³ C9-C12 Aliphatic Hydrocarbons exclude conc. of Target Analytes eluting in that range and conc. of C9-C10 Aromatic Hydrocarbons.

RL = Report Limit

U=Undetected J=Estimated E=Exceeds Calibration Range B=Detected in Blank

METHODOLOGY: MADEP Volatile Petroleum Hydrocarbons (VPH), ORS Division of Environmental Analysis, Revision 1.1
May 2004

COMMENTS: Samples were received in accordance with method criteria unless noted on the sample receipt checklist.

Results are expressed on a dry weight basis.

* Surrogate recovery outside of laboratory acceptance criteria.

* Sample was reanalyzed with similar results.

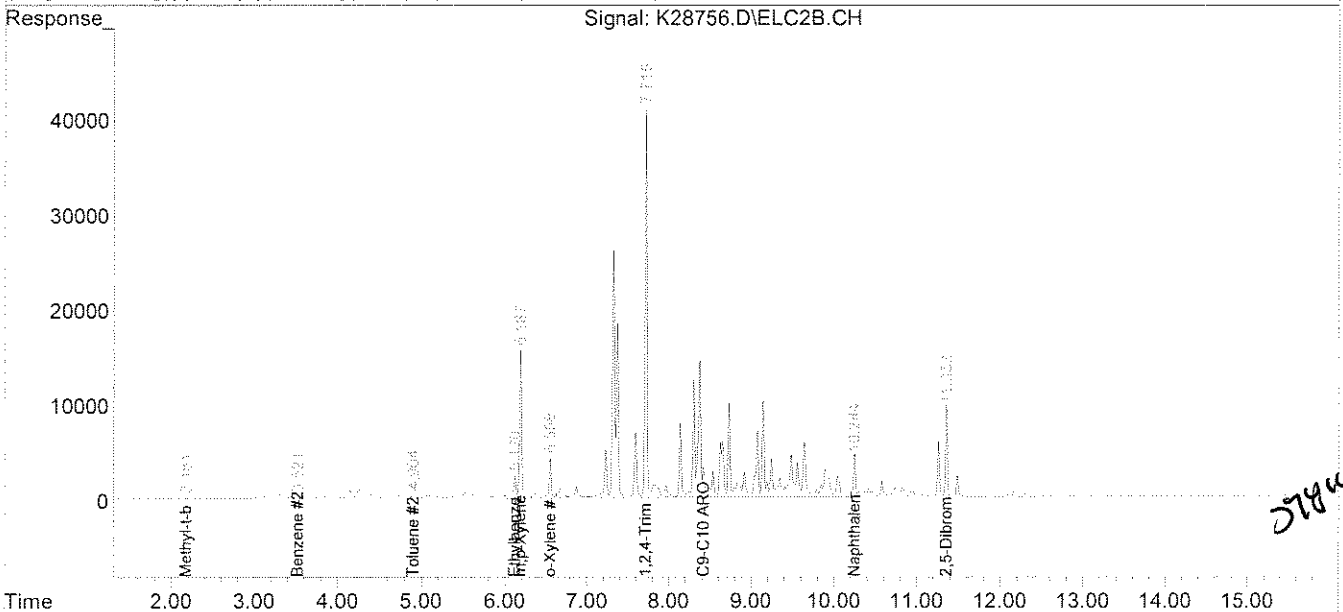
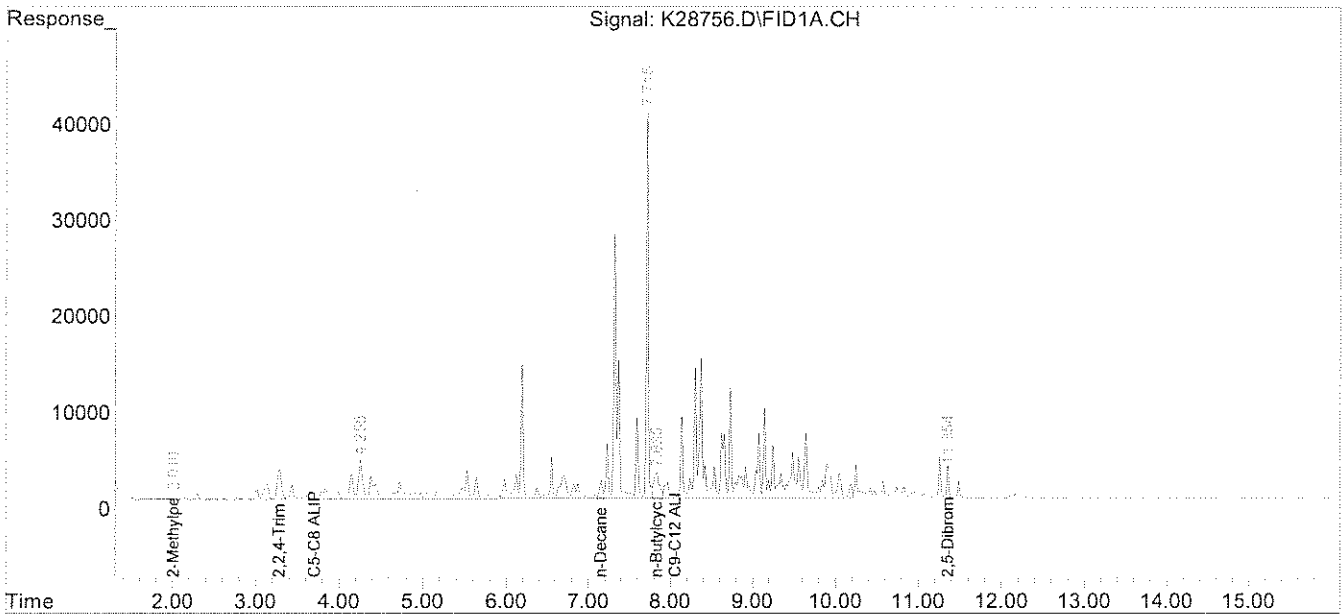
Authorized signature: M. Marshall

Data Path : C:\msdchem\1\DATA\090310-K\
 Data File : K28756.D
 Signal(s) : Signal #1: FID1A.CH Signal #2: ELC2B.CH
 Acq On : 03 Sep 2010 2:49 pm
 Operator : JJL
 Sample : 67624-2,5X
 Misc : 20,8.83,SOIL
 ALS Vial : 9 Sample Multiplier: 1

Integration File signal 1: autoint1.e
 Integration File signal 2: autoint2.e
 Quant Time: Sep 07 09:20:19 2010
 Quant Method : C:\msdchem\1\METHODS\VPH070110.M
 Quant Title : Volatile Petroleum Hydrocarbons (VPH) MA DEP 2004
 QLast Update : Sun Jul 04 08:52:25 2010
 Response via : Initial Calibration
 Integrator: ChemStation 6890 Scale Mode: Small noise peaks clipped

gg 9/7/10

Volume Inj. :
 Signal #1 Phase : Signal #2 Phase:
 Signal #1 Info : Signal #2 Info :



27840

MAINE ENVIRONMENTAL LABORATORY - Chain of Custody

One Main Street Yarmouth, Maine 04096-6716 (207) 846-6569 fax: (207) 846-9066
 e-mail: melab@maine.rr.com

PROJECT MANAGER

H. Kodis

COMPANY

TELEPHONE

FAX # / E-MAIL

ADDRESS

PURCHASE ORDER # / BILL TO

PROJECT NAME

MAI 380-10

SAMPLER NAME

SAMPLE IDENTIFICATION

113 (20-22.5')
 116 (20-22.5')

CONTAINERS

2
 2

TYPE OF CONTAINERS

vial
 vial

FIELD FILTRATION

YES NO
 X
 X

SAMPLE MATRIX

Soil
 Soil

COMP

X
 X

METHOD PRESERVED

±6°C
 ±6°C

SAMPLING

DATE TIME

8/26/10 7:00
 8/26/10 7:00

LABORATORY IDENTIFICATION/ SUBCONTRACTOR

67624-1
 -2

ANALYSES

LABORATORY REPORT #

Delivered by

8/30/10
 8/30/10

TURNAROUND REQUEST

Standard
 Priority (SURCHARGE)

Quote # MEL3126101-BS

Massachusetts

8/30/10

Received within hold time
 Received in good condition
 Temp. Blank °C 40 / Frozen ice packs
 Samples received preserved

RELINQUISHED BY SAMPLER:
 RELINQUISHED BY:
 RELINQUISHED BY:

COMMENTS
 ME DEP EDD (CFI Forest Ave, Portland)
 Level I Data Validation Package (include chromatograms)

RECEIVED BY:

DATE TIME

RECEIVED BY LABORATORY:

RECEIVED BY:

DATE TIME

RECEIVED BY LABORATORY:

K. L. Lappe

Mr. Herb Kodis
 Maine Environmental Laboratory, Inc.
 PO Box 1107
 Yarmouth, ME 04096-1107

Report Number: 67658
Revision: Rev. 0

Re: MAI 382-10


Enclosed are the results of the analyses on your sample(s). Samples were received on 02 September 2010 and analyzed for the tests listed. Samples were received in acceptable condition, with the exceptions noted below or on the chain of custody. These results pertain to samples as received by the laboratory and for the analytical tests requested on the chain of custody. The results reported herein conform to the most current NELAC standards, where applicable, unless otherwise narrated in the body of the report. Please see individual reports for specific methodologies and references.

<u>Lab Number</u>	<u>Sample Date</u>	<u>Station Location</u>	<u>Analysis</u>	<u>Comments</u>
67658-1	08/30/10	MW-1	Volatile Petroleum Hydrocarbons	
67658-2	08/30/10	MW-3	Volatile Petroleum Hydrocarbons	
67658-3	08/30/10	MW-10	Volatile Petroleum Hydrocarbons	
67658-4	08/30/10	MW-6	Volatile Petroleum Hydrocarbons	
67658-5	08/30/10	MW-7	Volatile Petroleum Hydrocarbons	
67658-6	08/30/10	Trip Blank	Electronic Data Deliverable	
	08/30/10	Trip Blank	Volatile Petroleum Hydrocarbons	

Sample Receipt Exceptions: None

Analytics Environmental Laboratory is certified by the states of New Hampshire, Maine, Massachusetts, Connecticut, Rhode Island, Virginia, Maryland, and is accredited by the Department of Defense (DOD) ELAP program. A list of actual certified parameters is available upon request.

If you have any questions on these results, please do not hesitate to contact us.

Authorized signature 
 Stephen L. Knollmeyer Lab. Director

Date 9/17/2010

This report shall not be reproduced, except in full, without the written consent of Analytics Environmental Laboratory, LLC.

Mr. Herb Kodis
Maine Environmental Laboratory, Inc.
PO Box 1107
Yarmouth, ME 04096-1107

September 14, 2010

CLIENT SAMPLE ID

Project Name: MAI 382-10

Project Number:

Client Sample ID: MW-1

SAMPLE DATA

Lab Sample ID: 67658-1
Matrix: Aqueous
Percent Solid: N/A
Dilution Factor: 20
Collection Date: 08/30/10
Lab Receipt Date: 09/02/10
Analysis Date: 09/08/10

VPH ANALYTICAL RESULTS

RANGE/TARGET ANALYTE	Elution Range	RL	Units	Result
Unadjusted C5-C8 Aliphatics	N/A	1000	µg/L	3470
Unadjusted C9-C12 Aliphatics	N/A	1000	µg/L	17600
Benzene	C5-C8	40	µg/L	U
Ethylbenzene	C9-C12	40	µg/L	423
Methyl-tert-butyl ether	C5-C8	40	µg/L	22 J
Naphthalene	N/A	40	µg/L	138
Toluene	C5-C8	40	µg/L	21 J
m- & p-Xylenes	C9-C12	80	µg/L	2690
o-Xylene	C9-C12	40	µg/L	250
C5-C8 Aliphatics Hydrocarbons ^{1,2}	N/A	1000	µg/L	3430
C9-C12 Aliphatic Hydrocarbons ^{1,3}	N/A	1000	µg/L	7880
C9-C10 Aromatic Hydrocarbons ¹	N/A	200	µg/L	6340
Surrogate % Recovery (2,5-Dibromotoluene) PID				*
Surrogate % Recovery (2,5-Dibromotoluene) FID				*
Surrogate Acceptance Range				70-130%

¹ Hydrocarbon Range data exclude concentrations of any surrogate(s) and/or internal standards eluting in that range.
² C5-C8 Aliphatic Hydrocarbons exclude the concentration of Target Analytes eluting in that range
³ C9-C12 Aliphatic Hydrocarbons exclude conc. of Target Analytes eluting in that range and conc. of C9-C10 Aromatic Hydrocarbons.
 RL = Report Limit
 U=Undetected J=Estimated E=Exceeds Calibration Range B=Detected in Blank

METHODOLOGY: MADEP Volatile Petroleum Hydrocarbons (VPH), ORS Division of Environmental Analysis, Revision 1.1 May 2004.

COMMENTS: Samples were received in accordance with method criteria unless noted on the sample receipt checklist.
 * The surrogates were diluted out.

Authorized signature: *Mr. Kodis*

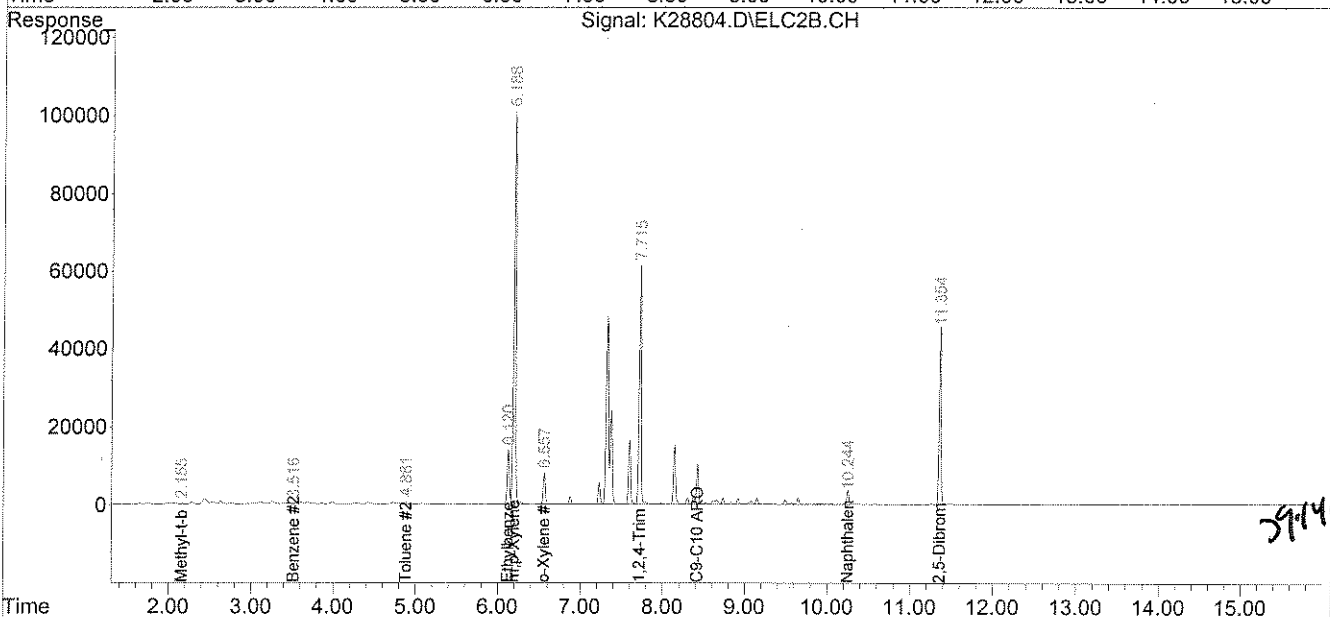
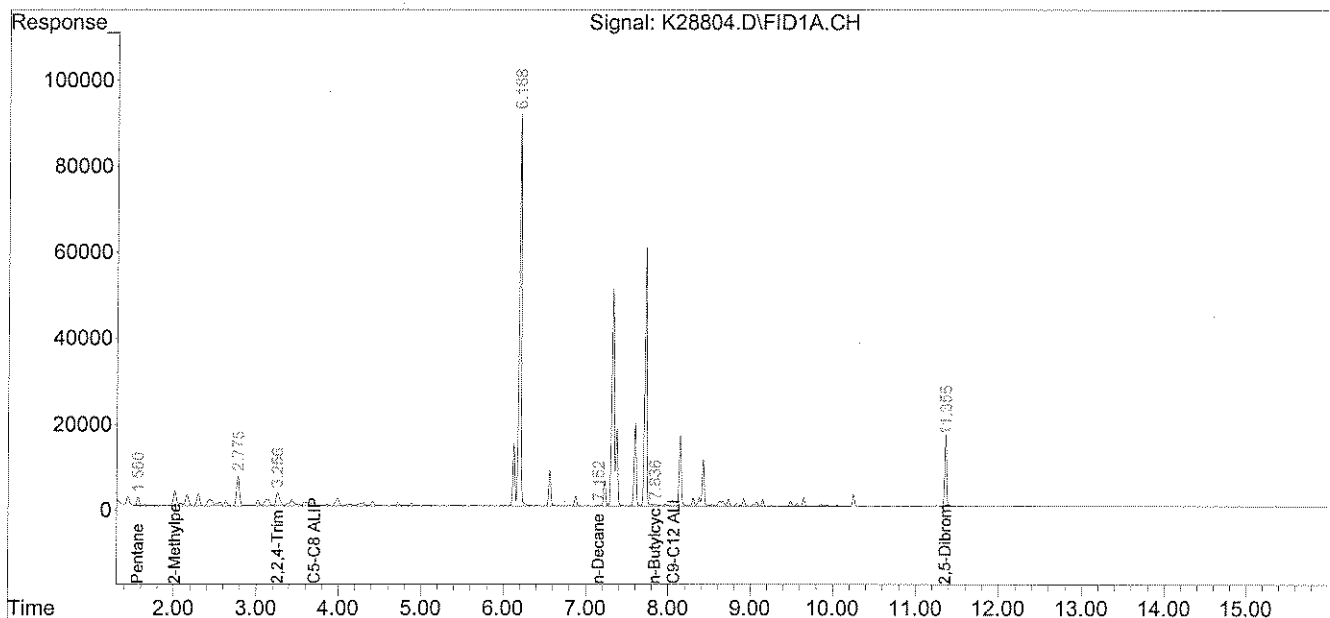
Quantitation Report (Not Reviewed)

Data Path : C:\msdchem\1\DATA\090810-K\
 Data File : K28804.D
 Signal(s) : Signal #1: FID1A.CH Signal #2: ELC2B.CH
 Acq On : 08 Sep 2010 2:59 pm
 Operator : JJL
 Sample : 67658-1,20X
 Misc : 250
 ALS Vial : 14 Sample Multiplier: 1

Integration File signal 1: autoint1.e
 Integration File signal 2: autoint2.e
 Quant Time: Sep 09 10:40:31 2010
 Quant Method : C:\msdchem\1\METHODS\VPH070110.M
 Quant Title : Volatile Petroleum Hydrocarbons (VPH) MA DEP 2004
 QLast Update : Sun Jul 04 08:52:25 2010
 Response via : Initial Calibration
 Integrator: ChemStation 6890 Scale Mode: Small noise peaks clipped

88 9/9/10

Volume Inj. :
 Signal #1 Phase : Signal #2 Phase:
 Signal #1 Info : Signal #2 Info :



391410

Mr. Herb Kodis
Maine Environmental Laboratory, Inc.
PO Box 1107
Yarmouth, ME 04096-1107

September 14, 2010

CLIENT SAMPLE ID

Project Name: MAI 382-10

Project Number:

Client Sample ID: MW-3

SAMPLE DATA

Lab Sample ID: 67658-2
Matrix: Aqueous
Percent Solid: N/A
Dilution Factor: 5
Collection Date: 08/30/10
Lab Receipt Date: 09/02/10
Analysis Date: 09/08/10

VPH ANALYTICAL RESULTS

RANGE/TARGET ANALYTE	Elution Range	RL	Units	Result
Unadjusted C5-C8 Aliphatics ¹	N/A	250	µg/L	568
Unadjusted C9-C12 Aliphatics ¹	N/A	250	µg/L	2710
Benzene	C5-C8	10	µg/L	U
Ethylbenzene	C9-C12	10	µg/L	60
Methyl-tert-butyl ether	C5-C8	10	µg/L	U
Naphthalene	N/A	10	µg/L	32
Toluene	C5-C8	10	µg/L	U
m- & p-Xylenes	C9-C12	20	µg/L	197
o-Xylene	C9-C12	10	µg/L	94
C5-C8 Aliphatic Hydrocarbons ^{1,2}	N/A	250	µg/L	568
C9-C12 Aliphatic Hydrocarbons ^{1,3}	N/A	250	µg/L	1270
C9-C10 Aromatic Hydrocarbons ¹	N/A	50	µg/L	1090
Surrogate % Recovery (2,5-Dibromotoluene) PID				105
Surrogate % Recovery (2,5-Dibromotoluene) FID				116
Surrogate Acceptance Range				70-130%

¹Hydrocarbon Range data exclude concentrations of any surrogate(s) and/or internal standards eluting in that range.
²C5-C8 Aliphatic Hydrocarbons exclude the concentration of Target Analytes eluting in that range
³C9-C12 Aliphatic Hydrocarbons exclude conc. of Target Analytes eluting in that range and conc. of C9-C10 Aromatic Hydrocarbons.
 RL = Report Limit
 U=Undetected J=Estimated E=Exceeds Calibration Range B=Detected in Blank

METHODOLOGY: MADEP Volatile Petroleum Hydrocarbons (VPH), ORS Division of Environmental Analysis, Revision 1.1
May 2004.

COMMENTS: Samples were received in accordance with method criteria unless noted on the sample receipt checklist.

Authorized signature: 

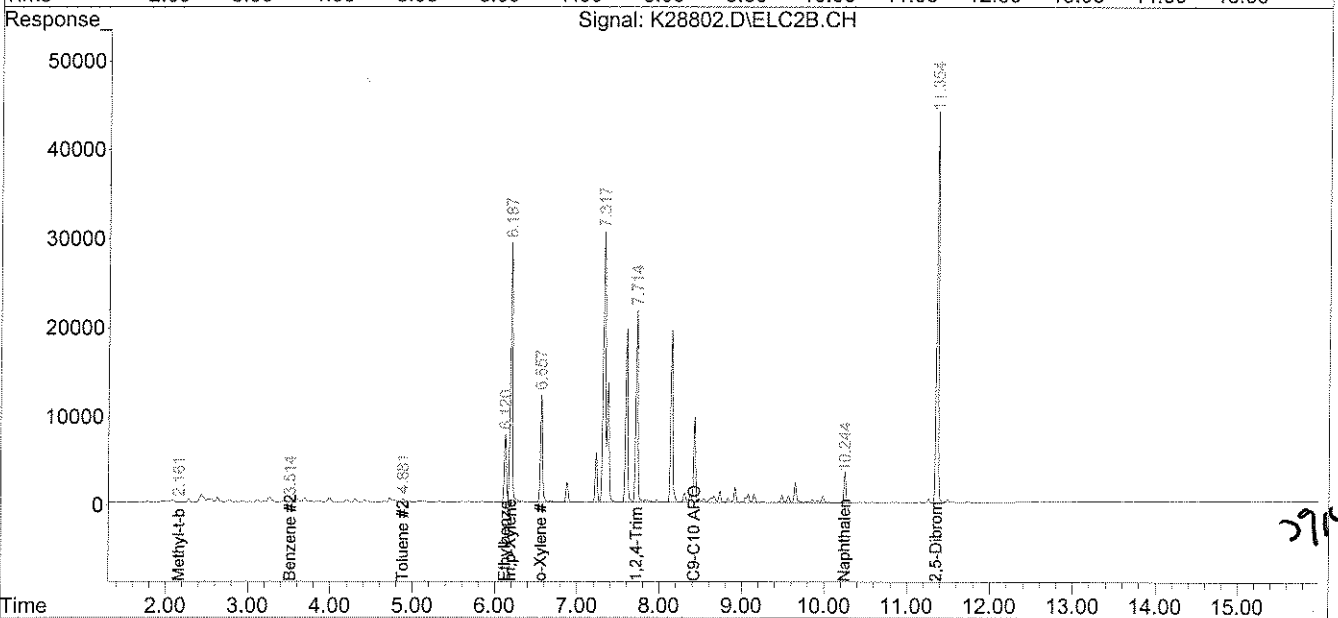
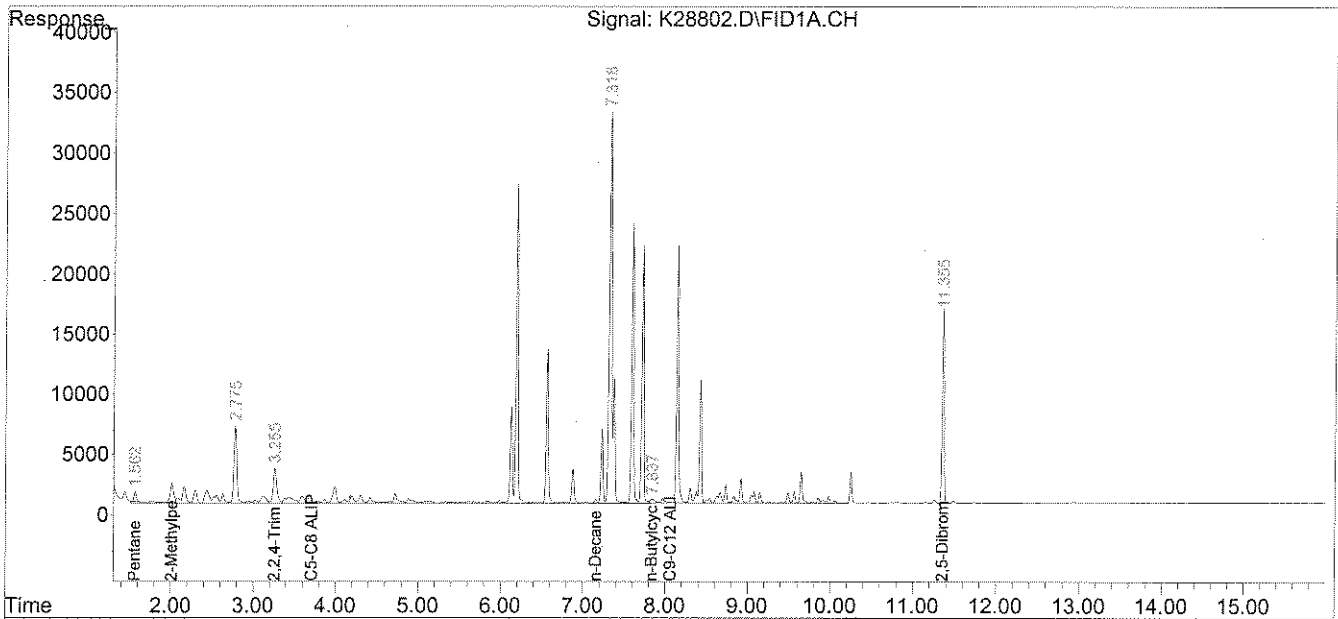
Quantitation Report (Not Reviewed)

Data Path : C:\msdchem\1\DATA\090810-K\
Data File : K28802.D
Signal(s) : Signal #1: FID1A.CH Signal #2: ELC2B.CH
Acq On : 08 Sep 2010 2:09 pm
Operator : JJL
Sample : 67658-2,5X
Misc : 1000
ALS Vial : 12 Sample Multiplier: 1

Integration File signal 1: autoint1.e
Integration File signal 2: autoint2.e
Quant Time: Sep 09 10:39:29 2010
Quant Method : C:\msdchem\1\METHODS\VPH070110.M
Quant Title : Volatile Petroleum Hydrocarbons (VPH) MA DEP 2004
QLast Update : Sun Jul 04 08:52:25 2010
Response via : Initial Calibration
Integrator: ChemStation 6890 Scale Mode: Small noise peaks clipped

88 9/9/10

Volume Inj. :
Signal #1 Phase : Signal #2 Phase:
Signal #1 Info : Signal #2 Info :



37460

Mr. Herb Kodis
 Maine Environmental Laboratory, Inc.
 PO Box 1107
 Yarmouth, ME 04096-1107

September 14, 2010

SAMPLE DATA

CLIENT SAMPLE ID

Project Name: MAI 382-10
Project Number:
Client Sample ID: MW-10

Lab Sample ID: 67658-3
Matrix: Aqueous
Percent Solid: N/A
Dilution Factor: 1
Collection Date: 08/30/10
Lab Receipt Date: 09/02/10
Analysis Date: 09/07/10

VPH ANALYTICAL RESULTS

RANGE/TARGET ANALYTE	Elution Range	RL	Units	Result
Unadjusted C5-C8 Aliphatics	N/A	50	µg/L	U
Unadjusted C9-C12 Aliphatics	N/A	50	µg/L	U
Benzene	C5-C8	2	µg/L	U
Ethylbenzene	C9-C12	2	µg/L	U
Methyl-tert-butyl ether	C5-C8	2	µg/L	U
Naphthalene	N/A	2	µg/L	U
Toluene	C5-C8	2	µg/L	U
m- & p-Xylenes	C9-C12	4	µg/L	U
o-Xylene	C9-C12	2	µg/L	U
C5-C8 Aliphatics Hydrocarbons ^{1,2}	N/A	50	µg/L	U
C9-C12 Aliphatic Hydrocarbons ^{1,3}	N/A	50	µg/L	U
C9-C10 Aromatic Hydrocarbons ¹	N/A	10	µg/L	U
Surrogate % Recovery (2,5-Dibromotoluene) PID				111
Surrogate % Recovery (2,5-Dibromotoluene) FID				121
Surrogate Acceptance Range				70-130%

¹ Hydrocarbon Range data exclude concentrations of any surrogate(s) and/or internal standards eluting in that range.
² C5-C8 Aliphatic Hydrocarbons exclude the concentration of Target Analytes eluting in that range
³ C9-C12 Aliphatic Hydrocarbons exclude conc. of Target Analytes eluting in that range and conc. of C9-C10 Aromatic Hydrocarbons.
 RL = Report Limit
 U=Undetected J=Estimated E=Exceeds Calibration Range B=Detected in Blank

METHODOLOGY: MADEP Volatile Petroleum Hydrocarbons (VPH), ORS Division of Environmental Analysis, Revision 1.1 May 2004.

COMMENTS: Samples were received in accordance with method criteria unless noted on the sample receipt checklist.

Authorized signature: *Michelle*

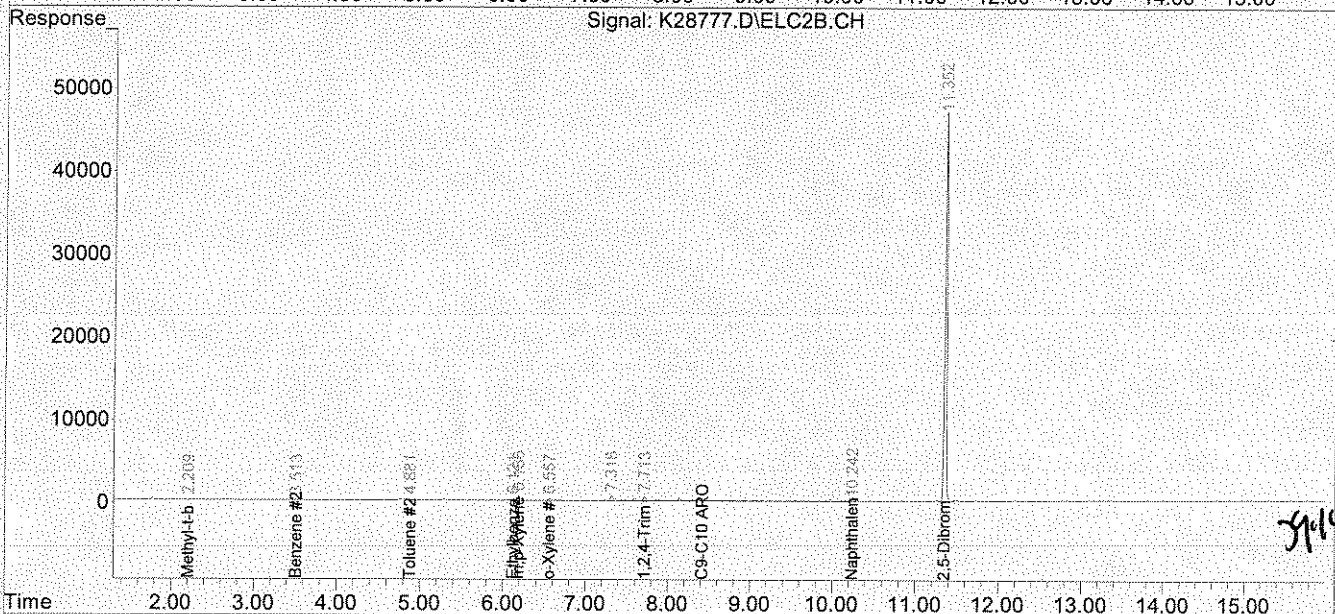
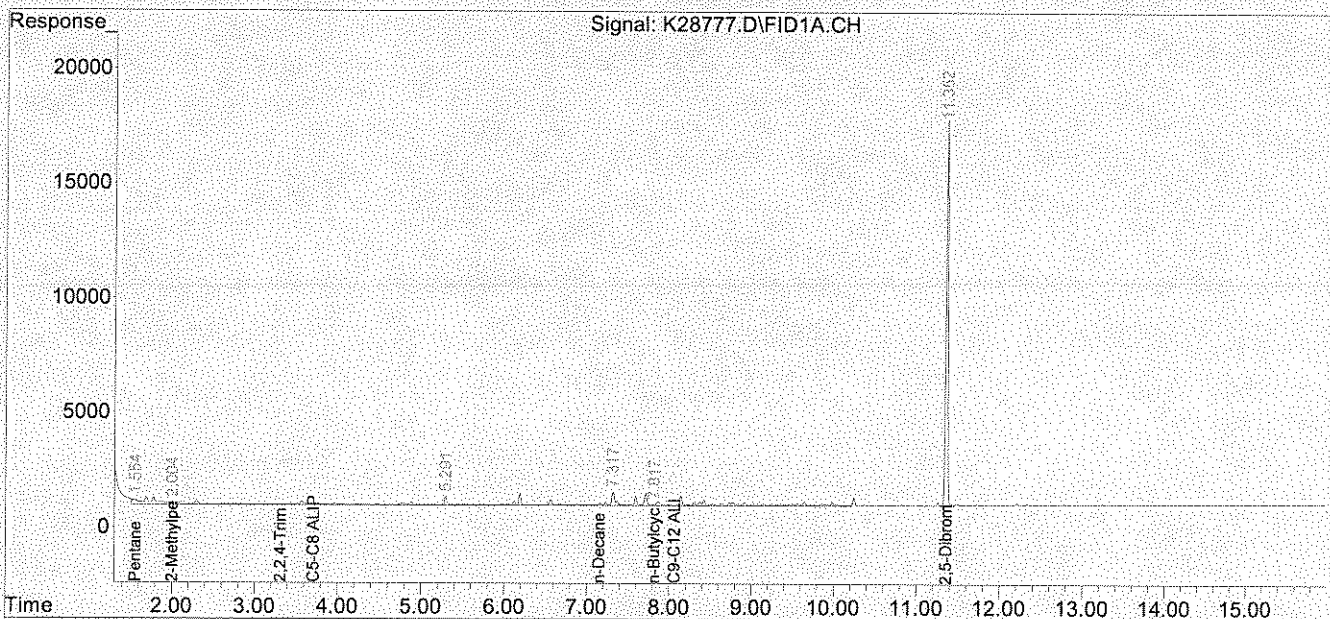
Quantitation Report (QT Reviewed)

Data Path : C:\msdchem\1\DATA\090710-K\
 Data File : K28777.D
 Signal(s) : Signal #1: FID1A.CH Signal #2: ELC2B.CH
 Acq On : 07 Sep 2010 5:09 pm
 Operator : JJL
 Sample : 67658-3
 Misc : 5000
 ALS Vial : 15 Sample Multiplier: 1

Integration File signal 1: autoint1.e
 Integration File signal 2: autoint2.e
 Quant Time: Sep 08 08:49:39 2010
 Quant Method : C:\msdchem\1\METHODS\VPH070110.M
 Quant Title : Volatile Petroleum Hydrocarbons (VPH) MA DEP 2004
 QLast Update : Sun Jul 04 08:52:25 2010
 Response via : Initial Calibration
 Integrator: ChemStation 6890 Scale Mode: Small noise peaks clipped

JJL 9/8/10

Volume Inj. :
 Signal #1 Phase : Signal #2 Phase:
 Signal #1 Info : Signal #2 Info :



JJL

Mr. Herb Kodis
Maine Environmental Laboratory, Inc.
PO Box 1107
Yarmouth, ME 04096-1107

September 14, 2010

SAMPLE DATA

CLIENT SAMPLE ID
Project Name: MAI 382-10
Project Number:
Client Sample ID: MW-6

Lab Sample ID: 67658-4
Matrix: Aqueous
Percent Solid: N/A
Dilution Factor: 1
Collection Date: 08/30/10
Lab Receipt Date: 09/02/10
Analysis Date: 09/07/10

VPH ANALYTICAL RESULTS				
RANGE/TARGET ANALYTE	Elution Range	RL	Units	Result
Unadjusted C5-C8 Aliphatics ¹	N/A	50	µg/L	U
Unadjusted C9-C12 Aliphatics ¹	N/A	50	µg/L	65
Benzene	C5-C8	2	µg/L	U
Ethylbenzene	C9-C12	2	µg/L	2
Methyl-tert-butyl ether	C5-C8	2	µg/L	U
Naphthalene	N/A	2	µg/L	U
Toluene	C5-C8	2	µg/L	U
m- & p-Xylenes	C9-C12	4	µg/L	12
o-Xylene	C9-C12	2	µg/L	1 J
C5-C8 Aliphatic Hydrocarbons ^{1,2}	N/A	50	µg/L	U
C9-C12 Aliphatic Hydrocarbons ^{1,3}	N/A	50	µg/L	25 J
C9-C10 Aromatic Hydrocarbons ¹	N/A	10	µg/L	25
Surrogate % Recovery (2,5-Dibromotoluene) PID				105
Surrogate % Recovery (2,5-Dibromotoluene) FID				114
Surrogate Acceptance Range				70-130%

¹ Hydrocarbon Range data exclude concentrations of any surrogate(s) and/or internal standards eluting in that range.
² C5-C8 Aliphatic Hydrocarbons exclude the concentration of Target Analytes eluting in that range
³ C9-C12 Aliphatic Hydrocarbons exclude conc. of Target Analytes eluting in that range and conc. of C9-C10 Aromatic Hydrocarbons.
 RL = Report Limit
 U=Undetected J=Estimated E=Exceeds Calibration Range B=Detected in Blank

METHODOLOGY: MADEP Volatile Petroleum Hydrocarbons (VPH), ORS Division of Environmental Analysis, Revision 1.1 May 2004.

COMMENTS: Samples were received in accordance with method criteria unless noted on the sample receipt checklist.

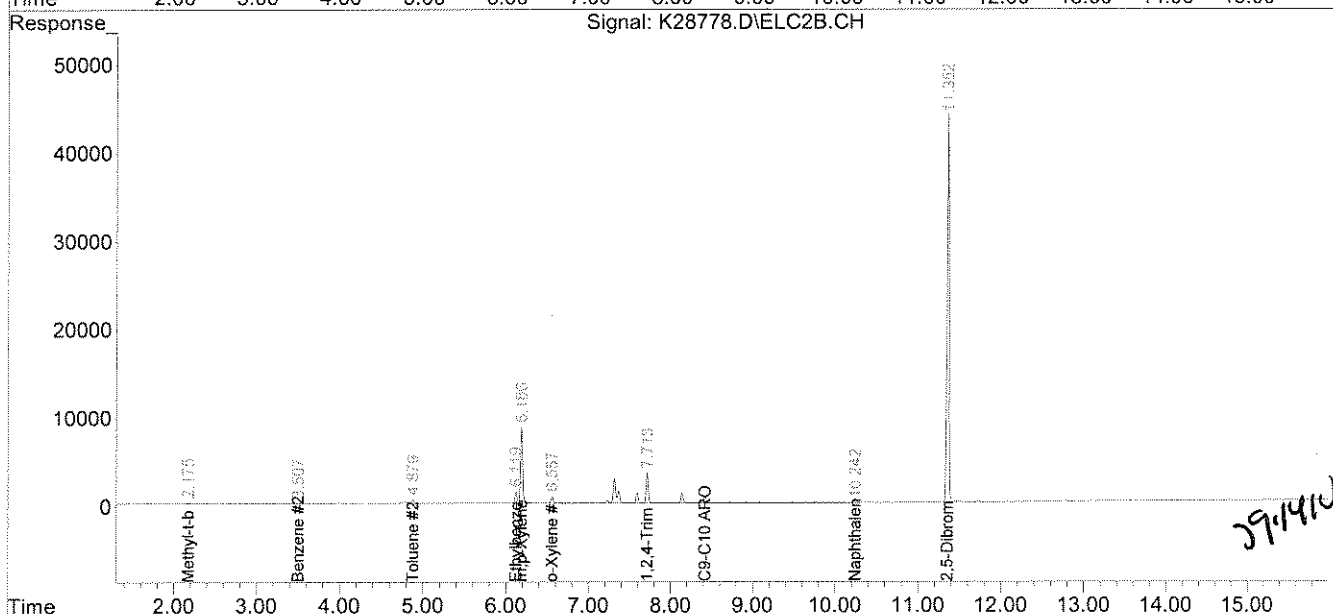
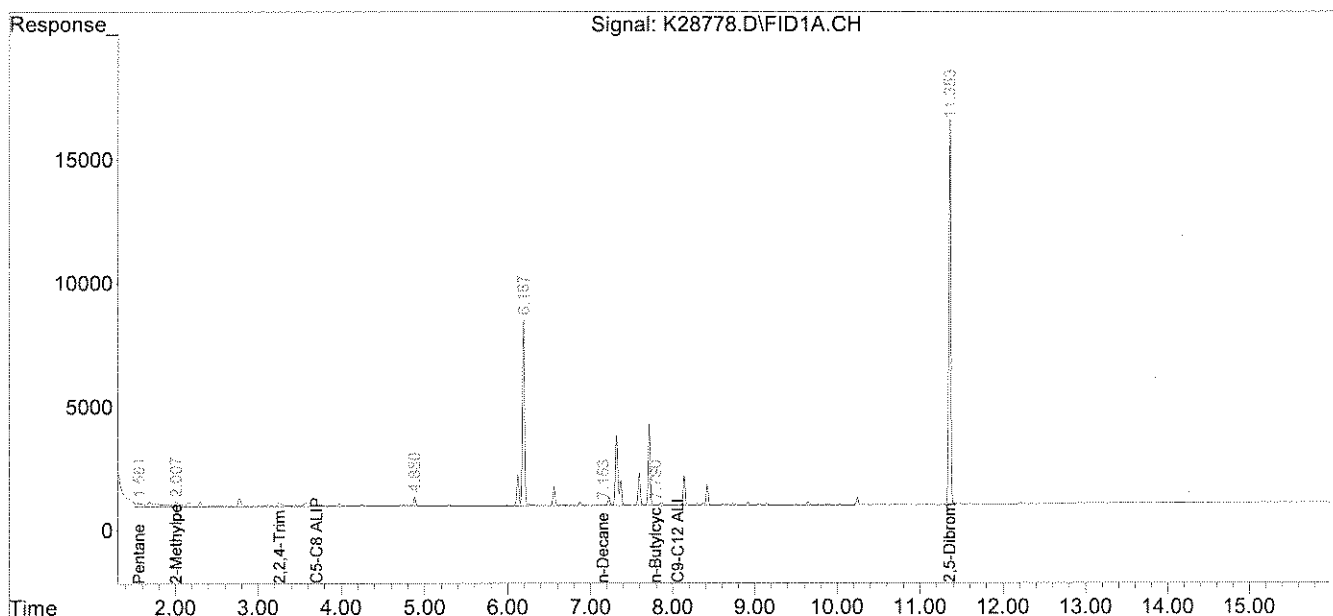
Authorized signature: *M. Hill*

Data Path : C:\msdchem\1\DATA\090710-K\
 Data File : K28778.D
 Signal(s) : Signal #1: FID1A.CH Signal #2: ELC2B.CH
 Acq On : 07 Sep 2010 5:33 pm
 Operator : JJL
 Sample : 67658-4
 Misc : 5000
 ALS Vial : 16 Sample Multiplier: 1

Integration File signal 1: autoint1.e
 Integration File signal 2: autoint2.e
 Quant Time: Sep 08 08:50:10 2010
 Quant Method : C:\msdchem\1\METHODS\VPH070110.M
 Quant Title : Volatile Petroleum Hydrocarbons (VPH) MA DEP 2004
 QLast Update : Sun Jul 04 08:52:25 2010
 Response via : Initial Calibration
 Integrator: ChemStation 6890 Scale Mode: Small noise peaks clipped

9/8/10

Volume Inj. :
 Signal #1 Phase : Signal #2 Phase:
 Signal #1 Info : Signal #2 Info :



29/4/10

Mr. Herb Kodis
Maine Environmental Laboratory, Inc.
PO Box 1107
Yarmouth, ME 04096-1107

September 14, 2010

CLIENT SAMPLE ID

Project Name: MAI 382-10

Project Number:

Client Sample ID: MW-7

SAMPLE DATA

Lab Sample ID: 67658-5
Matrix: Aqueous
Percent Solid: N/A
Dilution Factor: 2
Collection Date: 08/30/10
Lab Receipt Date: 09/02/10
Analysis Date: 09/08/10

VPH ANALYTICAL RESULTS

RANGE/TARGET ANALYTE	Elution Range	RL	Units	Result
Unadjusted C5-C8 Aliphatics ¹	N/A	100	µg/L	101
Unadjusted C9-C12 Aliphatics ¹	N/A	100	µg/L	1000
Benzene	C5-C8	4	µg/L	U
Ethylbenzene	C9-C12	4	µg/L	27
Methyl-tert-butyl ether	C5-C8	4	µg/L	U
Naphthalene	N/A	4	µg/L	18
Toluene	C5-C8	4	µg/L	U
m- & p-Xylenes	C9-C12	8	µg/L	149
o-Xylene	C9-C12	4	µg/L	51
C5-C8 Aliphatics Hydrocarbons ^{1,2}	N/A	100	µg/L	101
C9-C12 Aliphatic Hydrocarbons ^{1,3}	N/A	100	µg/L	443
C9-C10 Aromatic Hydrocarbons ¹	N/A	20	µg/L	338
Surrogate % Recovery (2,5-Dibromotoluene) PID				104
Surrogate % Recovery (2,5-Dibromotoluene) FID				114
Surrogate Acceptance Range				70-130%

¹Hydrocarbon Range data exclude concentrations of any surrogate(s) and/or internal standards eluting in that range.
²C5-C8 Aliphatic Hydrocarbons exclude the concentration of Target Analytes eluting in that range
³C9-C12 Aliphatic Hydrocarbons exclude conc. of Target Analytes eluting in that range and conc. of C9-C10 Aromatic Hydrocarbons.
 RL = Report Limit
 U=Undetected J=Estimated E=Exceeds Calibration Range B=Detected in Blank

METHODOLOGY: MADEP Volatile Petroleum Hydrocarbons (VPH), ORS Division of Environmental Analysis, Revision 1.1 May 2004.

COMMENTS: Samples were received in accordance with method criteria unless noted on the sample receipt checklist.

Authorized signature: M. M. M. M.

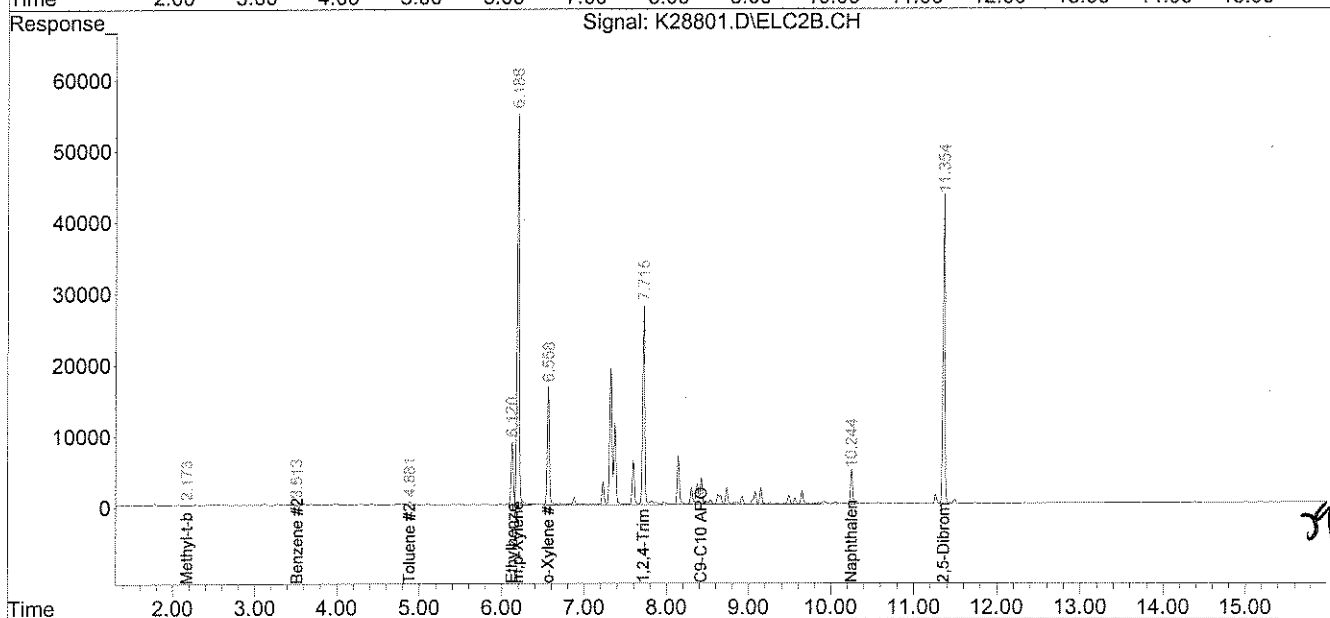
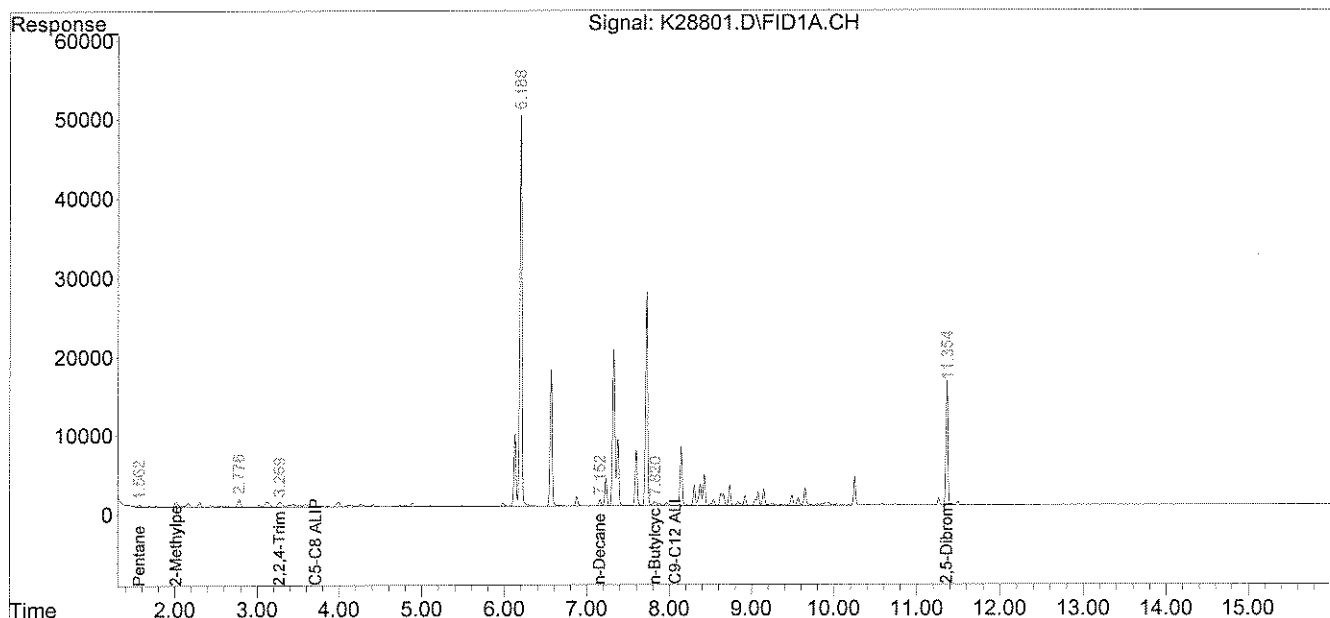
Quantitation Report (Not Reviewed)

Data Path : C:\msdchem\1\DATA\090810-K\
 Data File : K28801.D
 Signal(s) : Signal #1: FID1A.CH Signal #2: ELC2B.CH
 Acq On : 08 Sep 2010 1:44 pm
 Operator : JJL
 Sample : 67658-5,2X
 Misc : 2500
 ALS Vial : 11 Sample Multiplier: 1

Integration File signal 1: autoint1.e
 Integration File signal 2: autoint2.e
 Quant Time: Sep 09 10:39:03 2010
 Quant Method : C:\msdchem\1\METHODS\VPH070110.M
 Quant Title : Volatile Petroleum Hydrocarbons (VPH) MA DEP 2004
 QLast Update : Sun Jul 04 08:52:25 2010
 Response via : Initial Calibration
 Integrator: ChemStation 6890 Scale Mode: Small noise peaks clipped

88 9/9/10

Volume Inj. :
 Signal #1 Phase : Signal #2 Phase:
 Signal #1 Info : Signal #2 Info :



71510

Mr. Herb Kodis
 Maine Environmental Laboratory, Inc.
 PO Box 1107
 Yarmouth, ME 04096-1107

September 14, 2010

SAMPLE DATA

CLIENT SAMPLE ID

Project Name: MAI 382-10
Project Number:
Client Sample ID: Trip Blank

Lab Sample ID: 67658-6
Matrix: Aqueous
Percent Solid: N/A
Dilution Factor: 1
Collection Date: 08/30/10
Lab Receipt Date: 09/02/10
Analysis Date: 09/07/10

VPH ANALYTICAL RESULTS

RANGE/TARGET ANALYTE	Elution Range	RL	Units	Result
Unadjusted C5-C8 Aliphatics ¹	N/A	50	µg/L	U
Unadjusted C9-C12 Aliphatics ¹	N/A	50	µg/L	U
Benzene	C5-C8	2	µg/L	U
Ethylbenzene	C9-C12	2	µg/L	U
Methyl-tert-butyl ether	C5-C8	2	µg/L	U
Naphthalene	N/A	2	µg/L	U
Toluene	C5-C8	2	µg/L	U
m- & p-Xylenes	C9-C12	4	µg/L	U
o-Xylene	C9-C12	2	µg/L	U
C5-C8 Aliphatics Hydrocarbons ^{1,2}	N/A	50	µg/L	U
C9-C12 Aliphatic Hydrocarbons ^{1,3}	N/A	50	µg/L	U
C9-C10 Aromatic Hydrocarbons ¹	N/A	10	µg/L	U
Surrogate % Recovery (2,5-Dibromotoluene) PID				95
Surrogate % Recovery (2,5-Dibromotoluene) FID				102
Surrogate Acceptance Range				70-130%

¹ Hydrocarbon Range data exclude concentrations of any surrogate(s) and/or internal standards eluting in that range.
² C5-C8 Aliphatic Hydrocarbons exclude the concentration of Target Analytes eluting in that range
³ C9-C12 Aliphatic Hydrocarbons exclude conc. of Target Analytes eluting in that range and conc. of C9-C10 Aromatic Hydrocarbons.
 RL = Report Limit
 U=Undetected J=Estimated E=Exceeds Calibration Range B=Detected in Blank

METHODOLOGY: MADEP Volatile Petroleum Hydrocarbons (VPH), ORS Division of Environmental Analysis, Revision 1.1 May 2004.

COMMENTS: Samples were received in accordance with method criteria unless noted on the sample receipt checklist.

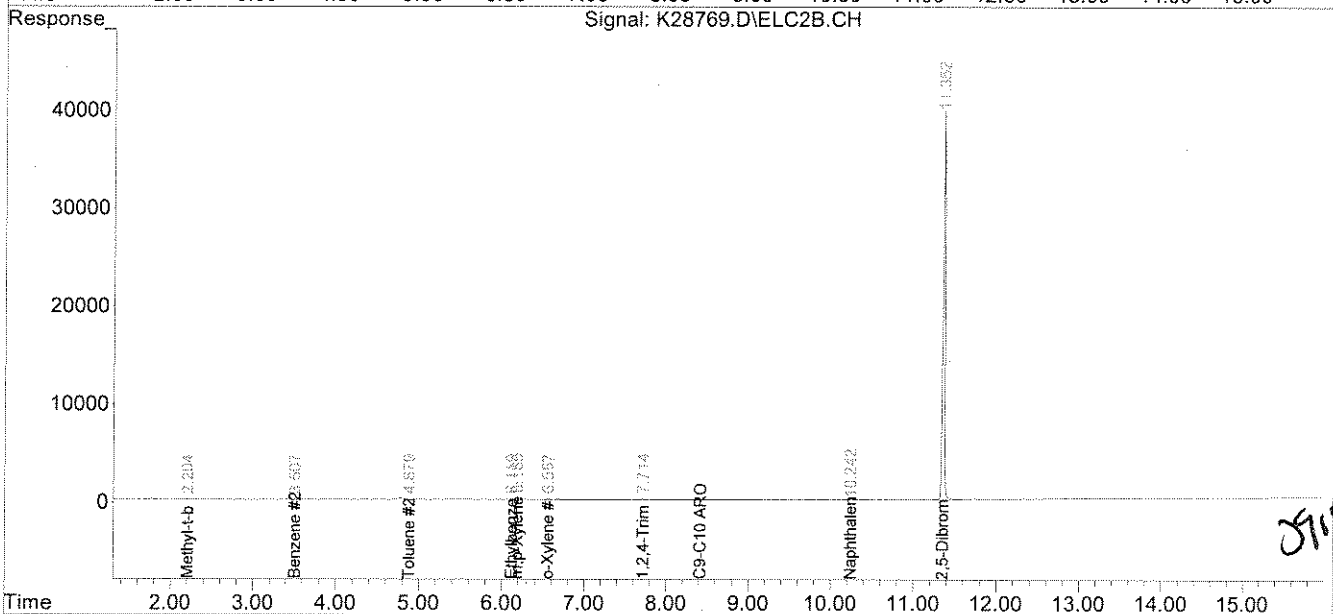
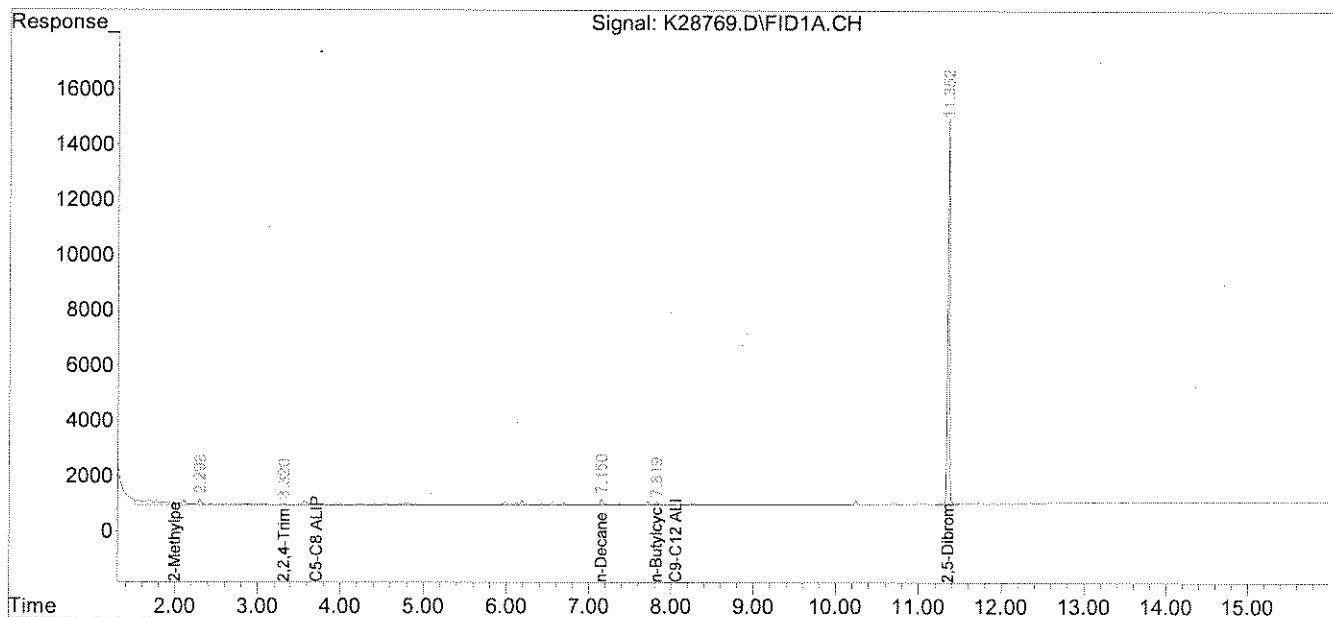
Authorized signature: *M. J. Bull*

Data Path : C:\msdchem\1\DATA\090710-K\
 Data File : K28769.D
 Signal(s) : Signal #1: FID1A.CH Signal #2: ELC2B.CH
 Acq On : 07 Sep 2010 12:33 pm
 Operator : JJL
 Sample : 67658-6
 Misc : 5000
 ALS Vial : 7 Sample Multiplier: 1

Integration File signal 1: autoint1.e
 Integration File signal 2: autoint2.e
 Quant Time: Sep 07 13:22:24 2010
 Quant Method : C:\msdchem\1\METHODS\VPH070110.M
 Quant Title : Volatile Petroleum Hydrocarbons (VPH) MA DEP 2004
 QLast Update : Sun Jul 04 08:52:25 2010
 Response via : Initial Calibration
 Integrator: ChemStation 6890 Scale Mode: Small noise peaks clipped

gg 9/8/10

Volume Inj. :
 Signal #1 Phase : Signal #2 Phase:
 Signal #1 Info : Signal #2 Info :



091570

AK

MAINE ENVIRONMENTAL LABORATORY - Chain of Custody

One Main Street Yarmouth, Maine 04096-6716 (207) 846-6569 fax: (207) 846-9066
 e-mail: melab@maine.rr.com

PROJECT MANAGER: H. Kodis TELEPHONE: _____ FAX # / E-MAIL: _____
 COMPANY: _____ PURCHASE ORDER # / BILL TO: _____
 ADDRESS: _____

SAMPLE IDENTIFICATION	# CONTAINERS	TYPE OF CONTAINERS	FIELD FILTRATION		SAMPLE MATRIX	COMP.	METHOD PRESERVED	SAMPLING	
			YES	NO				DATE	TIME
1w-1	3	vsm	X	X	GW	X	HCl/KOC	08/20/10	
1w-3	1		X	X	you will do	X			
1w-10	1		X	X		X			
1w-6	1		X	X		X			
1w-7	1		X	X		X			
Trip Blank	1		X	X		X			
							CE 9/2/10		

Received within hold time yes no
 Custody seal present yes no
 Received in good condition yes no
 Temp. Blank °C 3.1° / Frozen ice packs yes no
 Samples received preserved yes no
 RELINQUISHED BY SAMPLER: _____
 RELINQUISHED BY: Jessie O'Neil DATE: 09/02/10 TIME: 1532
 RELINQUISHED BY: 090708 DATE: _____ TIME: _____

ANALYSES	LABORATORY REPORT #
	Delivered by
	TURNAROUND REQUEST
	<input checked="" type="checkbox"/> Standard <input checked="" type="checkbox"/> Priority (SURCHARGE) Quote # <u>me23120101.35</u>
	LABORATORY IDENTIFICATION/SUBCONTRACTOR
	<u>67658-1</u>
	<u>2</u>
	<u>3</u>
	<u>4</u>
	<u>5</u>
	<u>6</u>

COMMENTS: MEDEP EDD (CFI-Forest Ave)
 RECEIVED BY: Engle, An
 RECEIVED BY LABORATORY: _____



ANALYTICAL REPORT

Lab Number:	L1013606
Client:	MAI Environmental 1034 Broadway South Portland, ME 04106
ATTN:	Paul Prescott
Phone:	(207) 767-3663
Project Name:	CFI- FOREST DEP VI
Project Number:	1047
Report Date:	09/13/10

Certifications & Approvals: MA (M-MA030), NY (11627), CT (PH-0141), NH (2206), NJ (MA015), RI (LAO00299), ME (MA0030), PA (Registration #68-02089), LA NELAC (03090), FL NELAC (E87814), US Army Corps of Engineers.

320 Forbes Boulevard, Mansfield, MA 02048-1806
508-822-9300 (Fax) 508-822-3288 800-624-9220 - www.alphalab.com



Project Name: CFI- FOREST DEP VI
Project Number: 1047

Lab Number: L1013606
Report Date: 09/13/10

Alpha Sample ID	Client ID	Sample Location	Collection Date/Time
L1013606-01	SG-7D	1336 FOREST AVE, PORTLAND, ME	08/30/10 09:25
L1013606-02	SG-6D	1336 FOREST AVE, PORTLAND, ME	08/30/10 09:57
L1013606-03	SG-7S	1336 FOREST AVE, PORTLAND, ME	08/30/10 08:59
L1013606-04	SG-4S	1336 FOREST AVE, PORTLAND, ME	08/30/10 10:32
L1013606-05	SG-1S	1336 FOREST AVE, PORTLAND, ME	08/30/10 11:20
L1013606-06	SG-1D	1336 FOREST AVE, PORTLAND, ME	08/30/10 12:10
L1013606-07	SG-2D	1336 FOREST AVE, PORTLAND, ME	08/30/10 13:30
L1013606-08	SG-2S	1336 FOREST AVE, PORTLAND, ME	08/30/10 12:59
L1013606-09	SG-3D	1336 FOREST AVE, PORTLAND, ME	08/30/10 14:15
L1013606-10	SG-3S	1336 FOREST AVE, PORTLAND, ME	08/30/10 13:50
L1013606-11	SG-8	1336 FOREST AVE, PORTLAND, ME	08/30/10 14:49
L1013606-12	BD-10	1336 FOREST AVE, PORTLAND, ME	08/30/10 12:30

Project Name: CFI- FOREST DEP VI

Lab Number: L1013606

Project Number: 1047

Report Date: 09/13/10

MADEP MCP Response Action Analytical Report Certification

This form provides certifications for all samples performed by MCP methods. Please refer to the Sample Results and Container Information sections of this report for specification of MCP methods used for each analysis. The following questions pertain only to MCP Analytical Methods.

An affirmative response to questions A through F is required for "Presumptive Certainty" status		
A	Were all samples received in a condition consistent with those described on the Chain-of-Custody, properly preserved (including temperature) in the field or laboratory, and prepared/analyzed within method holding times?	YES
B	Were the analytical method(s) and all associated QC requirements specified in the selected CAM protocol(s) followed?	YES
C	Were all required corrective actions and analytical response actions specified in the selected CAM protocol(s) implemented for all identified performance standard non-conformances?	YES
D	Does the laboratory report comply with all the reporting requirements specified in CAM VII A, "Quality Assurance and Quality Control Guidelines for the Acquisition and Reporting of Analytical Data?"	YES
E a	VPH, EPH, and APH Methods only: Was each method conducted without significant modification(s)? (Refer to the individual method(s) for a list of significant modifications).	YES
E b	APH and TO-15 Methods only: Was the complete analyte list reported for each method?	YES
F	Were all applicable CAM protocol QC and performance standard non-conformances identified and evaluated in a laboratory narrative (including all "No" responses to Questions A through E)?	YES
A response to questions G, H and I is required for "Presumptive Certainty" status		
G	Were the reporting limits at or below all CAM reporting limits specified in the selected CAM protocol(s)?	YES
H	Were all QC performance standards specified in the CAM protocol(s) achieved?	YES
I	Were results reported for the complete analyte list specified in the selected CAM protocol(s)?	YES
For any questions answered "No", please refer to the case narrative section on the following page(s).		

Please note that sample matrix information is located in the Sample Results section of this report.



Project Name: CFI- FOREST DEP VI
Project Number: 1047

Lab Number: L1013606
Report Date: 09/13/10

Case Narrative

The samples were received in accordance with the Chain of Custody and no significant deviations were encountered during the preparation or analysis unless otherwise noted. Sample Receipt, Container Information, and the Chain of Custody are located at the back of the report.

Results contained within this report relate only to the samples submitted under this Alpha Lab Number and meet all of the requirements of NELAC, for all NELAC accredited parameters. The data presented in this report is organized by parameter (i.e. VOC, SVOC, etc.). Sample specific Quality Control data (i.e. Surrogate Spike Recovery) is reported at the end of the target analyte list for each individual sample, followed by the Laboratory Batch Quality Control at the end of each parameter. If a sample was re-analyzed or re-extracted due to a required quality control corrective action and if both sets of data are reported, the Laboratory ID of the re-analysis or re-extraction is designated with an "R" or "RE", respectively. When multiple Batch Quality Control elements are reported (e.g. more than one LCS), the associated samples for each element are noted in the grey shaded header line of each data table. Any Laboratory Batch, Sample Specific % recovery or RPD value that is outside the listed Acceptance Criteria is bolded in the report. Definitions of all data qualifiers and acronyms used in this report are provided in the Glossary located at the back of the report.

Please see the associated ADEX data file for a comparison of laboratory reporting limits that were achieved with the regulatory Numerical Standards requested on the Chain of Custody.

For additional information, please contact Client Services at 800-624-9220.

MCP Related Narratives

Canisters were released from the laboratory on August 23, 2010.

The canister certification data is provided as an addendum.

The internal standards were within method criteria.

Petroleum Hydrocarbons in Air

All significant concentrations of non-petroleum VOCs detected in the TO-15 analysis were subtracted from the corresponding hydrocarbon ranges.

Fixed Gas

L1013606-01 through -12: Prior to sample analysis, the canisters were pressurized with UHP Hydrogen in order to facilitate the transfer of sample to the Gas Chromatograph. The addition of Hydrogen resulted in a

Project Name: CFI- FOREST DEP VI
Project Number: 1047

Lab Number: L1013606
Report Date: 09/13/10

Case Narrative (continued)

dilution of the sample. The reporting limits have been elevated accordingly.

I, the undersigned, attest under the pains and penalties of perjury that, to the best of my knowledge and belief and based upon my personal inquiry of those responsible for providing the information contained in this analytical report, such information is accurate and complete. This certificate of analysis is not complete unless this page accompanies any and all pages of this report.

Authorized Signature:



Kathleen O'Brien

Title: Technical Director/Representative

Date: 09/13/10

AIR

Project Name: CFI- FOREST DEP VI**Lab Number:** L1013606**Project Number:** 1047**Report Date:** 09/13/10**SAMPLE RESULTS**

Lab ID: L1013606-01
 Client ID: SG-7D
 Sample Location: 1336 FOREST AVE, PORTLAND, ME
 Matrix: Soil_Vapor
 Analytical Method: 48,TO-15
 Analytical Date: 09/09/10 08:13
 Analyst: AJ

Date Collected: 08/30/10 09:25
 Date Received: 09/02/10
 Field Prep: Not Specified

Parameter	ppbV			ug/m3			Qualifier	Dilution Factor
	Results	RL	MDL	Results	RL	MDL		
Volatile Organics in Air (Low Level) - Mansfield Lab								
Vinyl chloride	ND	0.200	--	ND	0.511	--		1
1,1-Dichloroethene	ND	0.200	--	ND	0.792	--		1
trans-1,2-Dichloroethene	ND	0.200	--	ND	0.792	--		1
1,1-Dichloroethane	ND	0.200	--	ND	0.809	--		1
cis-1,2-Dichloroethene	ND	0.200	--	ND	0.792	--		1
1,2-Dichloroethane	ND	0.200	--	ND	0.809	--		1
1,1,1-Trichloroethane	ND	0.200	--	ND	1.09	--		1
Trichloroethene	ND	0.200	--	ND	1.07	--		1
1,2-Dibromoethane	ND	0.200	--	ND	1.54	--		1
Tetrachloroethene	1.65	0.200	--	11.2	1.36	--		1

Internal Standard	% Recovery	Qualifier	Acceptance Criteria
1,4-Difluorobenzene	60		60-140
Bromochloromethane	63		60-140
chlorobenzene-d5	64		60-140



Project Name: CFI- FOREST DEP VI**Lab Number:** L1013606**Project Number:** 1047**Report Date:** 09/13/10**SAMPLE RESULTS**

Lab ID: L1013606-02
 Client ID: SG-6D
 Sample Location: 1336 FOREST AVE, PORTLAND, ME
 Matrix: Soil_Vapor
 Analytical Method: 48,TO-15
 Analytical Date: 09/09/10 21:49
 Analyst: RY

Date Collected: 08/30/10 09:57
 Date Received: 09/02/10
 Field Prep: Not Specified

Parameter	ppbV			ug/m3			Qualifier	Dilution Factor
	Results	RL	MDL	Results	RL	MDL		
Volatile Organics in Air (Low Level) - Mansfield Lab								
Vinyl chloride	ND	0.200	--	ND	0.511	--		1
1,1-Dichloroethene	ND	0.200	--	ND	0.792	--		1
trans-1,2-Dichloroethene	ND	0.200	--	ND	0.792	--		1
1,1-Dichloroethane	ND	0.200	--	ND	0.809	--		1
cis-1,2-Dichloroethene	ND	0.200	--	ND	0.792	--		1
1,2-Dichloroethane	ND	0.200	--	ND	0.809	--		1
1,1,1-Trichloroethane	ND	0.200	--	ND	1.09	--		1
Trichloroethene	ND	0.200	--	ND	1.07	--		1
1,2-Dibromoethane	ND	0.200	--	ND	1.54	--		1
Tetrachloroethene	0.897	0.200	--	6.08	1.36	--		1

Internal Standard	% Recovery	Qualifier	Acceptance Criteria
1,4-Difluorobenzene	90		60-140
Bromochloromethane	95		60-140
chlorobenzene-d5	88		60-140



Project Name: CFI- FOREST DEP VI**Lab Number:** L1013606**Project Number:** 1047**Report Date:** 09/13/10**SAMPLE RESULTS**

Lab ID: L1013606-03
 Client ID: SG-7S
 Sample Location: 1336 FOREST AVE, PORTLAND, ME
 Matrix: Soil_Vapor
 Analytical Method: 48,TO-15
 Analytical Date: 09/08/10 21:23
 Analyst: AJ

Date Collected: 08/30/10 08:59
 Date Received: 09/02/10
 Field Prep: Not Specified

Parameter	ppbV			ug/m3			Qualifier	Dilution Factor
	Results	RL	MDL	Results	RL	MDL		
Volatile Organics in Air (Low Level) - Mansfield Lab								
Vinyl chloride	ND	0.200	--	ND	0.511	--		1
1,1-Dichloroethene	ND	0.200	--	ND	0.792	--		1
trans-1,2-Dichloroethene	ND	0.200	--	ND	0.792	--		1
1,1-Dichloroethane	ND	0.200	--	ND	0.809	--		1
cis-1,2-Dichloroethene	ND	0.200	--	ND	0.792	--		1
1,2-Dichloroethane	ND	0.200	--	ND	0.809	--		1
1,1,1-Trichloroethane	ND	0.200	--	ND	1.09	--		1
Trichloroethene	ND	0.200	--	ND	1.07	--		1
1,2-Dibromoethane	ND	0.200	--	ND	1.54	--		1
Tetrachloroethene	4.59	0.200	--	31.1	1.36	--		1

Internal Standard	% Recovery	Qualifier	Acceptance Criteria
1,4-Difluorobenzene	62		60-140
Bromochloromethane	68		60-140
chlorobenzene-d5	63		60-140



Project Name: CFI- FOREST DEP VI**Lab Number:** L1013606**Project Number:** 1047**Report Date:** 09/13/10**SAMPLE RESULTS**

Lab ID: L1013606-04
 Client ID: SG-4S
 Sample Location: 1336 FOREST AVE, PORTLAND, ME
 Matrix: Soil_Vapor
 Analytical Method: 48,TO-15
 Analytical Date: 09/08/10 22:03
 Analyst: AJ

Date Collected: 08/30/10 10:32
 Date Received: 09/02/10
 Field Prep: Not Specified

Parameter	ppbV			ug/m3			Qualifier	Dilution Factor
	Results	RL	MDL	Results	RL	MDL		
Volatile Organics in Air (Low Level) - Mansfield Lab								
Vinyl chloride	ND	0.200	--	ND	0.511	--		1
1,1-Dichloroethene	ND	0.200	--	ND	0.792	--		1
trans-1,2-Dichloroethene	ND	0.200	--	ND	0.792	--		1
1,1-Dichloroethane	ND	0.200	--	ND	0.809	--		1
cis-1,2-Dichloroethene	ND	0.200	--	ND	0.792	--		1
1,2-Dichloroethane	ND	0.200	--	ND	0.809	--		1
1,1,1-Trichloroethane	ND	0.200	--	ND	1.09	--		1
Trichloroethene	ND	0.200	--	ND	1.07	--		1
1,2-Dibromoethane	ND	0.200	--	ND	1.54	--		1
Tetrachloroethene	0.787	0.200	--	5.33	1.36	--		1

Internal Standard	% Recovery	Qualifier	Acceptance Criteria
1,4-Difluorobenzene	66		60-140
Bromochloromethane	70		60-140
chlorobenzene-d5	71		60-140



Project Name: CFI- FOREST DEP VI**Lab Number:** L1013606**Project Number:** 1047**Report Date:** 09/13/10**SAMPLE RESULTS**

Lab ID: L1013606-05
 Client ID: SG-1S
 Sample Location: 1336 FOREST AVE, PORTLAND, ME
 Matrix: Soil_Vapor
 Analytical Method: 48,TO-15
 Analytical Date: 09/08/10 22:42
 Analyst: AJ

Date Collected: 08/30/10 11:20
 Date Received: 09/02/10
 Field Prep: Not Specified

Parameter	ppbV			ug/m3			Qualifier	Dilution Factor
	Results	RL	MDL	Results	RL	MDL		
Volatile Organics in Air (Low Level) - Mansfield Lab								
Vinyl chloride	ND	0.200	--	ND	0.511	--		1
1,1-Dichloroethene	ND	0.200	--	ND	0.792	--		1
trans-1,2-Dichloroethene	ND	0.200	--	ND	0.792	--		1
1,1-Dichloroethane	ND	0.200	--	ND	0.809	--		1
cis-1,2-Dichloroethene	ND	0.200	--	ND	0.792	--		1
1,2-Dichloroethane	ND	0.200	--	ND	0.809	--		1
1,1,1-Trichloroethane	ND	0.200	--	ND	1.09	--		1
Trichloroethene	0.731	0.200	--	3.92	1.07	--		1
1,2-Dibromoethane	ND	0.200	--	ND	1.54	--		1
Tetrachloroethene	2.20	0.200	--	14.9	1.36	--		1

Internal Standard	% Recovery	Qualifier	Acceptance Criteria
1,4-Difluorobenzene	68		60-140
Bromochloromethane	64		60-140
chlorobenzene-d5	68		60-140



Project Name: CFI- FOREST DEP VI**Lab Number:** L1013606**Project Number:** 1047**Report Date:** 09/13/10**SAMPLE RESULTS**

Lab ID: L1013606-06
 Client ID: SG-1D
 Sample Location: 1336 FOREST AVE, PORTLAND, ME
 Matrix: Soil_Vapor
 Analytical Method: 48,TO-15
 Analytical Date: 09/09/10 22:24
 Analyst: RY

Date Collected: 08/30/10 12:10
 Date Received: 09/02/10
 Field Prep: Not Specified

Parameter	ppbV			ug/m3			Qualifier	Dilution Factor
	Results	RL	MDL	Results	RL	MDL		
Volatile Organics in Air (Low Level) - Mansfield Lab								
Vinyl chloride	ND	0.200	--	ND	0.511	--		1
1,1-Dichloroethene	ND	0.200	--	ND	0.792	--		1
trans-1,2-Dichloroethene	ND	0.200	--	ND	0.792	--		1
1,1-Dichloroethane	ND	0.200	--	ND	0.809	--		1
cis-1,2-Dichloroethene	ND	0.200	--	ND	0.792	--		1
1,2-Dichloroethane	ND	0.200	--	ND	0.809	--		1
1,1,1-Trichloroethane	ND	0.200	--	ND	1.09	--		1
Trichloroethene	ND	0.200	--	ND	1.07	--		1
1,2-Dibromoethane	ND	0.200	--	ND	1.54	--		1
Tetrachloroethene	2.15	0.200	--	14.6	1.36	--		1

Internal Standard	% Recovery	Qualifier	Acceptance Criteria
1,4-Difluorobenzene	91		60-140
Bromochloromethane	91		60-140
chlorobenzene-d5	87		60-140



Project Name: CFI- FOREST DEP VI**Lab Number:** L1013606**Project Number:** 1047**Report Date:** 09/13/10**SAMPLE RESULTS**

Lab ID: L1013606-07
 Client ID: SG-2D
 Sample Location: 1336 FOREST AVE, PORTLAND, ME
 Matrix: Soil_Vapor
 Analytical Method: 48,TO-15
 Analytical Date: 09/08/10 23:59
 Analyst: AJ

Date Collected: 08/30/10 13:30
 Date Received: 09/02/10
 Field Prep: Not Specified

Parameter	ppbV			ug/m3			Qualifier	Dilution Factor
	Results	RL	MDL	Results	RL	MDL		
Volatile Organics in Air (Low Level) - Mansfield Lab								
Vinyl chloride	ND	0.200	--	ND	0.511	--		1
1,1-Dichloroethene	ND	0.200	--	ND	0.792	--		1
trans-1,2-Dichloroethene	ND	0.200	--	ND	0.792	--		1
1,1-Dichloroethane	ND	0.200	--	ND	0.809	--		1
cis-1,2-Dichloroethene	ND	0.200	--	ND	0.792	--		1
1,2-Dichloroethane	ND	0.200	--	ND	0.809	--		1
1,1,1-Trichloroethane	ND	0.200	--	ND	1.09	--		1
Trichloroethene	ND	0.200	--	ND	1.07	--		1
1,2-Dibromoethane	ND	0.200	--	ND	1.54	--		1
Tetrachloroethene	0.757	0.200	--	5.13	1.36	--		1

Internal Standard	% Recovery	Qualifier	Acceptance Criteria
1,4-Difluorobenzene	75		60-140
Bromochloromethane	78		60-140
chlorobenzene-d5	76		60-140



Project Name: CFI- FOREST DEP VI**Lab Number:** L1013606**Project Number:** 1047**Report Date:** 09/13/10**SAMPLE RESULTS**

Lab ID: L1013606-08
 Client ID: SG-2S
 Sample Location: 1336 FOREST AVE, PORTLAND, ME
 Matrix: Soil_Vapor
 Analytical Method: 48,TO-15
 Analytical Date: 09/09/10 00:38
 Analyst: AJ

Date Collected: 08/30/10 12:59
 Date Received: 09/02/10
 Field Prep: Not Specified

Parameter	ppbV			ug/m3			Qualifier	Dilution Factor
	Results	RL	MDL	Results	RL	MDL		
Volatile Organics in Air (Low Level) - Mansfield Lab								
Vinyl chloride	ND	0.200	--	ND	0.511	--		1
1,1-Dichloroethene	ND	0.200	--	ND	0.792	--		1
trans-1,2-Dichloroethene	ND	0.200	--	ND	0.792	--		1
1,1-Dichloroethane	ND	0.200	--	ND	0.809	--		1
cis-1,2-Dichloroethene	ND	0.200	--	ND	0.792	--		1
1,2-Dichloroethane	ND	0.200	--	ND	0.809	--		1
1,1,1-Trichloroethane	ND	0.200	--	ND	1.09	--		1
Trichloroethene	0.270	0.200	--	1.45	1.07	--		1
1,2-Dibromoethane	ND	0.200	--	ND	1.54	--		1
Tetrachloroethene	1.65	0.200	--	11.2	1.36	--		1

Internal Standard	% Recovery	Qualifier	Acceptance Criteria
1,4-Difluorobenzene	71		60-140
Bromochloromethane	65		60-140
chlorobenzene-d5	71		60-140



Project Name: CFI- FOREST DEP VI**Lab Number:** L1013606**Project Number:** 1047**Report Date:** 09/13/10**SAMPLE RESULTS**

Lab ID: L1013606-09
 Client ID: SG-3D
 Sample Location: 1336 FOREST AVE, PORTLAND, ME
 Matrix: Soil_Vapor
 Analytical Method: 48,TO-15
 Analytical Date: 09/09/10 01:17
 Analyst: AJ

Date Collected: 08/30/10 14:15
 Date Received: 09/02/10
 Field Prep: Not Specified

Parameter	ppbV			ug/m3			Qualifier	Dilution Factor
	Results	RL	MDL	Results	RL	MDL		
Volatile Organics in Air (Low Level) - Mansfield Lab								
Vinyl chloride	ND	0.200	--	ND	0.511	--		1
1,1-Dichloroethene	ND	0.200	--	ND	0.792	--		1
trans-1,2-Dichloroethene	ND	0.200	--	ND	0.792	--		1
1,1-Dichloroethane	ND	0.200	--	ND	0.809	--		1
cis-1,2-Dichloroethene	ND	0.200	--	ND	0.792	--		1
1,2-Dichloroethane	ND	0.200	--	ND	0.809	--		1
1,1,1-Trichloroethane	ND	0.200	--	ND	1.09	--		1
Trichloroethene	ND	0.200	--	ND	1.07	--		1
1,2-Dibromoethane	ND	0.200	--	ND	1.54	--		1
Tetrachloroethene	0.633	0.200	--	4.29	1.36	--		1

Internal Standard	% Recovery	Qualifier	Acceptance Criteria
1,4-Difluorobenzene	66		60-140
Bromochloromethane	70		60-140
chlorobenzene-d5	68		60-140



Project Name: CFI- FOREST DEP VI**Lab Number:** L1013606**Project Number:** 1047**Report Date:** 09/13/10**SAMPLE RESULTS**

Lab ID: L1013606-10
 Client ID: SG-3S
 Sample Location: 1336 FOREST AVE, PORTLAND, ME
 Matrix: Soil_Vapor
 Analytical Method: 48,TO-15
 Analytical Date: 09/09/10 01:55
 Analyst: AJ

Date Collected: 08/30/10 13:50
 Date Received: 09/02/10
 Field Prep: Not Specified

Parameter	ppbV			ug/m3			Qualifier	Dilution Factor
	Results	RL	MDL	Results	RL	MDL		
Volatile Organics in Air (Low Level) - Mansfield Lab								
Vinyl chloride	ND	0.200	--	ND	0.511	--		1
1,1-Dichloroethene	ND	0.200	--	ND	0.792	--		1
trans-1,2-Dichloroethene	ND	0.200	--	ND	0.792	--		1
1,1-Dichloroethane	ND	0.200	--	ND	0.809	--		1
cis-1,2-Dichloroethene	ND	0.200	--	ND	0.792	--		1
1,2-Dichloroethane	ND	0.200	--	ND	0.809	--		1
1,1,1-Trichloroethane	ND	0.200	--	ND	1.09	--		1
Trichloroethene	ND	0.200	--	ND	1.07	--		1
1,2-Dibromoethane	ND	0.200	--	ND	1.54	--		1
Tetrachloroethene	1.50	0.200	--	10.1	1.36	--		1

Internal Standard	% Recovery	Qualifier	Acceptance Criteria
1,4-Difluorobenzene	67		60-140
Bromochloromethane	64		60-140
chlorobenzene-d5	68		60-140



Project Name: CFI- FOREST DEP VI**Lab Number:** L1013606**Project Number:** 1047**Report Date:** 09/13/10**SAMPLE RESULTS**

Lab ID: L1013606-11
 Client ID: SG-8
 Sample Location: 1336 FOREST AVE, PORTLAND, ME
 Matrix: Soil_Vapor
 Analytical Method: 48,TO-15
 Analytical Date: 09/09/10 23:00
 Analyst: RY

Date Collected: 08/30/10 14:49
 Date Received: 09/02/10
 Field Prep: Not Specified

Parameter	ppbV			ug/m3			Qualifier	Dilution Factor
	Results	RL	MDL	Results	RL	MDL		
Volatile Organics in Air (Low Level) - Mansfield Lab								
Vinyl chloride	ND	0.200	--	ND	0.511	--		1
1,1-Dichloroethene	ND	0.200	--	ND	0.792	--		1
trans-1,2-Dichloroethene	ND	0.200	--	ND	0.792	--		1
1,1-Dichloroethane	ND	0.200	--	ND	0.809	--		1
cis-1,2-Dichloroethene	ND	0.200	--	ND	0.792	--		1
1,2-Dichloroethane	ND	0.200	--	ND	0.809	--		1
1,1,1-Trichloroethane	ND	0.200	--	ND	1.09	--		1
Trichloroethene	ND	0.200	--	ND	1.07	--		1
1,2-Dibromoethane	ND	0.200	--	ND	1.54	--		1
Tetrachloroethene	0.363	0.200	--	2.46	1.36	--		1

Internal Standard	% Recovery	Qualifier	Acceptance Criteria
1,4-Difluorobenzene	99		60-140
Bromochloromethane	97		60-140
chlorobenzene-d5	97		60-140



Project Name: CFI- FOREST DEP VI**Lab Number:** L1013606**Project Number:** 1047**Report Date:** 09/13/10**SAMPLE RESULTS**

Lab ID: L1013606-12
 Client ID: BD-10
 Sample Location: 1336 FOREST AVE, PORTLAND, ME
 Matrix: Soil_Vapor
 Analytical Method: 48,TO-15
 Analytical Date: 09/10/10 08:10
 Analyst: RY

Date Collected: 08/30/10 12:30
 Date Received: 09/02/10
 Field Prep: Not Specified

Parameter	ppbV			ug/m3			Qualifier	Dilution Factor
	Results	RL	MDL	Results	RL	MDL		
Volatile Organics in Air (Low Level) - Mansfield Lab								
Vinyl chloride	ND	0.200	--	ND	0.511	--		1
1,1-Dichloroethene	ND	0.200	--	ND	0.792	--		1
trans-1,2-Dichloroethene	ND	0.200	--	ND	0.792	--		1
1,1-Dichloroethane	ND	0.200	--	ND	0.809	--		1
cis-1,2-Dichloroethene	ND	0.200	--	ND	0.792	--		1
1,2-Dichloroethane	ND	0.200	--	ND	0.809	--		1
1,1,1-Trichloroethane	ND	0.200	--	ND	1.09	--		1
Trichloroethene	ND	0.200	--	ND	1.07	--		1
1,2-Dibromoethane	ND	0.200	--	ND	1.54	--		1
Tetrachloroethene	1.55	0.200	--	10.5	1.36	--		1

Internal Standard	% Recovery	Qualifier	Acceptance Criteria
1,4-Difluorobenzene	115		60-140
Bromochloromethane	117		60-140
chlorobenzene-d5	101		60-140



Project Name: CFI- FOREST DEP VI

Lab Number: L1013606

Project Number: 1047

Report Date: 09/13/10

Method Blank Analysis Batch Quality Control

Analytical Method: 48,TO-15

Analytical Date: 09/08/10 15:56

Parameter	ppbV			ug/m3			Qualifier	Dilution Factor
	Results	RL	MDL	Results	RL	MDL		
Volatile Organics in Air (Low Level) - Mansfield Lab for sample(s): 01,03-05,07-10 Batch: WG431443-4								
Propylene	ND	0.200	--	ND	0.344	--		1
Dichlorodifluoromethane	ND	0.200	--	ND	0.988	--		1
Chloromethane	ND	0.200	--	ND	0.413	--		1
Freon-114	ND	0.200	--	ND	1.40	--		1
Vinyl chloride	ND	0.200	--	ND	0.511	--		1
1,3-Butadiene	ND	0.200	--	ND	0.442	--		1
Bromomethane	ND	0.200	--	ND	0.776	--		1
Chloroethane	ND	0.200	--	ND	0.527	--		1
Ethanol	ND	2.50	--	ND	4.71	--		1
Vinyl bromide	ND	0.200	--	ND	0.874	--		1
Acetone	ND	1.00	--	ND	2.37	--		1
Trichlorofluoromethane	ND	0.200	--	ND	1.12	--		1
Isopropanol	ND	0.500	--	ND	1.23	--		1
1,1-Dichloroethene	ND	0.200	--	ND	0.792	--		1
Methylene chloride	ND	1.00	--	ND	3.47	--		1
3-Chloropropene	ND	0.200	--	ND	0.626	--		1
Carbon disulfide	ND	0.200	--	ND	0.622	--		1
Freon-113	ND	0.200	--	ND	1.53	--		1
trans-1,2-Dichloroethene	ND	0.200	--	ND	0.792	--		1
1,1-Dichloroethane	ND	0.200	--	ND	0.809	--		1
Methyl tert butyl ether	ND	0.200	--	ND	0.720	--		1
Vinyl acetate	ND	0.200	--	ND	0.704	--		1
2-Butanone	ND	0.200	--	ND	0.589	--		1
cis-1,2-Dichloroethene	ND	0.200	--	ND	0.792	--		1
Ethyl Acetate	ND	0.500	--	ND	1.80	--		1



Project Name: CFI- FOREST DEP VI

Lab Number: L1013606

Project Number: 1047

Report Date: 09/13/10

Method Blank Analysis Batch Quality Control

Analytical Method: 48,TO-15

Analytical Date: 09/08/10 15:56

Parameter	ppbV			ug/m3			Qualifier	Dilution Factor
	Results	RL	MDL	Results	RL	MDL		
Volatile Organics in Air (Low Level) - Mansfield Lab for sample(s): 01,03-05,07-10 Batch: WG431443-4								
Chloroform	ND	0.200	--	ND	0.976	--		1
Tetrahydrofuran	ND	0.200	--	ND	0.589	--		1
1,2-Dichloroethane	ND	0.200	--	ND	0.809	--		1
n-Hexane	ND	0.200	--	ND	0.704	--		1
1,1,1-Trichloroethane	ND	0.200	--	ND	1.09	--		1
Benzene	ND	0.200	--	ND	0.638	--		1
Carbon tetrachloride	ND	0.200	--	ND	1.26	--		1
Cyclohexane	ND	0.200	--	ND	0.688	--		1
1,2-Dichloropropane	ND	0.200	--	ND	0.924	--		1
Bromodichloromethane	ND	0.200	--	ND	1.34	--		1
1,4-Dioxane	ND	0.200	--	ND	0.720	--		1
Trichloroethene	ND	0.200	--	ND	1.07	--		1
2,2,4-Trimethylpentane	ND	0.200	--	ND	0.934	--		1
Heptane	ND	0.200	--	ND	0.819	--		1
cis-1,3-Dichloropropene	ND	0.200	--	ND	0.907	--		1
4-Methyl-2-pentanone	ND	0.200	--	ND	0.819	--		1
trans-1,3-Dichloropropene	ND	0.200	--	ND	0.907	--		1
1,1,2-Trichloroethane	ND	0.200	--	ND	1.09	--		1
Toluene	ND	0.200	--	ND	0.753	--		1
2-Hexanone	ND	0.200	--	ND	0.819	--		1
Dibromochloromethane	ND	0.200	--	ND	1.70	--		1
1,2-Dibromoethane	ND	0.200	--	ND	1.54	--		1
Tetrachloroethene	ND	0.200	--	ND	1.36	--		1
Chlorobenzene	ND	0.200	--	ND	0.920	--		1
Ethylbenzene	ND	0.200	--	ND	0.868	--		1



Project Name: CFI- FOREST DEP VI

Lab Number: L1013606

Project Number: 1047

Report Date: 09/13/10

Method Blank Analysis Batch Quality Control

Analytical Method: 48,TO-15

Analytical Date: 09/08/10 15:56

Parameter	ppbV			ug/m3			Qualifier	Dilution Factor
	Results	RL	MDL	Results	RL	MDL		
Volatile Organics in Air (Low Level) - Mansfield Lab for sample(s): 01,03-05,07-10 Batch: WG431443-4								
p/m-Xylene	ND	0.400	--	ND	1.74	--		1
Bromoform	ND	0.200	--	ND	2.06	--		1
Styrene	ND	0.200	--	ND	0.851	--		1
1,1,2,2-Tetrachloroethane	ND	0.200	--	ND	1.37	--		1
o-Xylene	ND	0.200	--	ND	0.868	--		1
4-Ethyltoluene	ND	0.200	--	ND	0.982	--		1
1,3,5-Trimethylbenzene	ND	0.200	--	ND	0.982	--		1
1,2,4-Trimethylbenzene	ND	0.200	--	ND	0.982	--		1
Benzyl chloride	ND	0.200	--	ND	1.03	--		1
1,3-Dichlorobenzene	ND	0.200	--	ND	1.20	--		1
1,4-Dichlorobenzene	ND	0.200	--	ND	1.20	--		1
1,2-Dichlorobenzene	ND	0.200	--	ND	1.20	--		1
1,2,4-Trichlorobenzene	ND	0.200	--	ND	1.48	--		1
Hexachlorobutadiene	ND	0.200	--	ND	2.13	--		1

Project Name: CFI- FOREST DEP VI

Lab Number: L1013606

Project Number: 1047

Report Date: 09/13/10

Method Blank Analysis Batch Quality Control

Analytical Method: 48,TO-15

Analytical Date: 09/09/10 16:21

Parameter	ppbV			ug/m3			Qualifier	Dilution Factor
	Results	RL	MDL	Results	RL	MDL		
Volatile Organics in Air (Low Level) - Mansfield Lab for sample(s): 02,06,11-12 Batch: WG431669-4								
Propylene	ND	0.200	--	ND	0.344	--		1
Dichlorodifluoromethane	ND	0.200	--	ND	0.988	--		1
Chloromethane	ND	0.200	--	ND	0.413	--		1
Freon-114	ND	0.200	--	ND	1.40	--		1
Vinyl chloride	ND	0.200	--	ND	0.511	--		1
1,3-Butadiene	ND	0.200	--	ND	0.442	--		1
Bromomethane	ND	0.200	--	ND	0.776	--		1
Chloroethane	ND	0.200	--	ND	0.527	--		1
Ethanol	ND	2.50	--	ND	4.71	--		1
Vinyl bromide	ND	0.200	--	ND	0.874	--		1
Acetone	ND	1.00	--	ND	2.37	--		1
Trichlorofluoromethane	ND	0.200	--	ND	1.12	--		1
Isopropanol	ND	0.500	--	ND	1.23	--		1
1,1-Dichloroethene	ND	0.200	--	ND	0.792	--		1
Methylene chloride	ND	1.00	--	ND	3.47	--		1
3-Chloropropene	ND	0.200	--	ND	0.626	--		1
Carbon disulfide	ND	0.200	--	ND	0.622	--		1
Freon-113	ND	0.200	--	ND	1.53	--		1
trans-1,2-Dichloroethene	ND	0.200	--	ND	0.792	--		1
1,1-Dichloroethane	ND	0.200	--	ND	0.809	--		1
Methyl tert butyl ether	ND	0.200	--	ND	0.720	--		1
Vinyl acetate	ND	0.200	--	ND	0.704	--		1
2-Butanone	ND	0.200	--	ND	0.589	--		1
cis-1,2-Dichloroethene	ND	0.200	--	ND	0.792	--		1
Ethyl Acetate	ND	0.500	--	ND	1.80	--		1



Project Name: CFI- FOREST DEP VI

Lab Number: L1013606

Project Number: 1047

Report Date: 09/13/10

Method Blank Analysis Batch Quality Control

Analytical Method: 48,TO-15

Analytical Date: 09/09/10 16:21

Parameter	ppbV			ug/m3			Qualifier	Dilution Factor
	Results	RL	MDL	Results	RL	MDL		
Volatile Organics in Air (Low Level) - Mansfield Lab for sample(s): 02,06,11-12 Batch: WG431669-4								
Chloroform	ND	0.200	--	ND	0.976	--		1
Tetrahydrofuran	ND	0.200	--	ND	0.589	--		1
1,2-Dichloroethane	ND	0.200	--	ND	0.809	--		1
n-Hexane	ND	0.200	--	ND	0.704	--		1
1,1,1-Trichloroethane	ND	0.200	--	ND	1.09	--		1
Benzene	ND	0.200	--	ND	0.638	--		1
Carbon tetrachloride	ND	0.200	--	ND	1.26	--		1
Cyclohexane	ND	0.200	--	ND	0.688	--		1
1,2-Dichloropropane	ND	0.200	--	ND	0.924	--		1
Bromodichloromethane	ND	0.200	--	ND	1.34	--		1
1,4-Dioxane	ND	0.200	--	ND	0.720	--		1
Trichloroethene	ND	0.200	--	ND	1.07	--		1
2,2,4-Trimethylpentane	ND	0.200	--	ND	0.934	--		1
Heptane	ND	0.200	--	ND	0.819	--		1
cis-1,3-Dichloropropene	ND	0.200	--	ND	0.907	--		1
4-Methyl-2-pentanone	ND	0.200	--	ND	0.819	--		1
trans-1,3-Dichloropropene	ND	0.200	--	ND	0.907	--		1
1,1,2-Trichloroethane	ND	0.200	--	ND	1.09	--		1
Toluene	ND	0.200	--	ND	0.753	--		1
2-Hexanone	ND	0.200	--	ND	0.819	--		1
Dibromochloromethane	ND	0.200	--	ND	1.70	--		1
1,2-Dibromoethane	ND	0.200	--	ND	1.54	--		1
Tetrachloroethene	ND	0.200	--	ND	1.36	--		1
Chlorobenzene	ND	0.200	--	ND	0.920	--		1
Ethylbenzene	ND	0.200	--	ND	0.868	--		1



Project Name: CFI- FOREST DEP VI

Lab Number: L1013606

Project Number: 1047

Report Date: 09/13/10

Method Blank Analysis Batch Quality Control

Analytical Method: 48,TO-15

Analytical Date: 09/09/10 16:21

Parameter	ppbV			ug/m3			Qualifier	Dilution Factor
	Results	RL	MDL	Results	RL	MDL		
Volatile Organics in Air (Low Level) - Mansfield Lab for sample(s): 02,06,11-12 Batch: WG431669-4								
p/m-Xylene	ND	0.400	--	ND	1.74	--		1
Bromoform	ND	0.200	--	ND	2.06	--		1
Styrene	ND	0.200	--	ND	0.851	--		1
1,1,2,2-Tetrachloroethane	ND	0.200	--	ND	1.37	--		1
o-Xylene	ND	0.200	--	ND	0.868	--		1
4-Ethyltoluene	ND	0.200	--	ND	0.982	--		1
1,3,5-Trimethylbenzene	ND	0.200	--	ND	0.982	--		1
1,2,4-Trimethylbenzene	ND	0.200	--	ND	0.982	--		1
Benzyl chloride	ND	0.200	--	ND	1.03	--		1
1,3-Dichlorobenzene	ND	0.200	--	ND	1.20	--		1
1,4-Dichlorobenzene	ND	0.200	--	ND	1.20	--		1
1,2-Dichlorobenzene	ND	0.200	--	ND	1.20	--		1
1,2,4-Trichlorobenzene	ND	0.200	--	ND	1.48	--		1
Hexachlorobutadiene	ND	0.200	--	ND	2.13	--		1

	Results	Qualifier	Units	RDL	Dilution Factor
Tentatively Identified Compounds					
No Tentatively Identified Compounds	ND		ppbV		1



Lab Control Sample Analysis

Batch Quality Control

Project Name: CFI- FOREST DEP VI

Lab Number: L1013606

Project Number: 1047

Report Date: 09/13/10

Parameter	LCS		LCSD		%Recovery Limits	RPD	Qual	RPD Limits
	%Recovery	Qual	%Recovery	Qual				
Volatile Organics in Air (Low Level) - Mansfield Lab Associated sample(s): 01,03-05,07-10 Batch: WG431443-3								
Chlorodifluoromethane	80		-		70-130	-		
Propylene	77		-		70-130	-		
Propane	78		-		70-130	-		
Dichlorodifluoromethane	85		-		70-130	-		
Chloromethane	79		-		70-130	-		
1,2-Dichloro-1,1,2,2-tetrafluoroethane	87		-		70-130	-		
Methanol	78		-		70-130	-		
Vinyl chloride	82		-		70-130	-		
1,3-Butadiene	84		-		70-130	-		
Butane	75		-		70-130	-		
Bromomethane	85		-		70-130	-		
Chloroethane	93		-		70-130	-		
Ethyl Alcohol	101		-		70-130	-		
Dichlorofluoromethane	92		-		70-130	-		
Vinyl bromide	85		-		70-130	-		
Acrolein	105		-		70-130	-		
Acetone	108		-		70-130	-		
Acetonitrile	98		-		70-130	-		
Trichlorofluoromethane	94		-		70-130	-		
iso-Propyl Alcohol	87		-		70-130	-		
Acrylonitrile	103		-		70-130	-		

Lab Control Sample Analysis

Batch Quality Control

Project Name: CFI- FOREST DEP VI

Lab Number: L1013606

Project Number: 1047

Report Date: 09/13/10

Parameter	LCS		LCSD		%Recovery Limits	RPD	Qual	RPD Limits
	%Recovery	Qual	%Recovery	Qual				
Volatile Organics in Air (Low Level) - Mansfield Lab Associated sample(s): 01,03-05,07-10 Batch: WG431443-3								
Pentane	84		-		70-130	-		
Ethyl ether	107		-		70-130	-		
1,1-Dichloroethene	95		-		70-130	-		
tert-Butyl Alcohol	53	Q	-		70-130	-		
Methylene chloride	93		-		70-130	-		
3-Chloropropene	89		-		70-130	-		
Carbon disulfide	80		-		70-130	-		
1,1,2-Trichloro-1,2,2-Trifluoroethane	99		-		70-130	-		
trans-1,2-Dichloroethene	89		-		70-130	-		
1,1-Dichloroethane	96		-		70-130	-		
Methyl tert butyl ether	100		-		70-130	-		
Vinyl acetate	115		-		70-130	-		
2-Butanone	101		-		70-130	-		
cis-1,2-Dichloroethene	95		-		70-130	-		
Ethyl Acetate	97		-		70-130	-		
Chloroform	100		-		70-130	-		
Tetrahydrofuran	96		-		70-130	-		
2,2-Dichloropropane	92		-		70-130	-		
1,2-Dichloroethane	101		-		70-130	-		
n-Hexane	87		-		70-130	-		
Isopropyl Ether	97		-		70-130	-		

Lab Control Sample Analysis

Batch Quality Control

Project Name: CFI- FOREST DEP VI

Project Number: 1047

Lab Number: L1013606

Report Date: 09/13/10

Parameter	LCS		LCSD		%Recovery Limits	RPD	Qual	RPD Limits
	%Recovery	Qual	%Recovery	Qual				
Volatile Organics in Air (Low Level) - Mansfield Lab Associated sample(s): 01,03-05,07-10 Batch: WG431443-3								
Ethyl-Tert-Butyl-Ether	97		-		70-130	-		
1,1,1-Trichloroethane	102		-		70-130	-		
1,1-Dichloropropene	91		-		70-130	-		
Benzene	97		-		70-130	-		
Carbon tetrachloride	98		-		70-130	-		
Cyclohexane	86		-		70-130	-		
Tertiary-Amyl Methyl Ether	91		-		70-130	-		
Dibromomethane	90		-		70-130	-		
1,2-Dichloropropane	101		-		70-130	-		
Bromodichloromethane	95		-		70-130	-		
1,4-Dioxane	90		-		70-130	-		
Trichloroethene	90		-		70-130	-		
2,2,4-Trimethylpentane	93		-		70-130	-		
Heptane	92		-		70-130	-		
2,4,4-Trimethyl-1-Pentene	73		-		70-130	-		
cis-1,3-Dichloropropene	104		-		70-130	-		
4-Methyl-2-pentanone	95		-		70-130	-		
2,4,4-Trimethyl-2-Pentene	88		-		70-130	-		
trans-1,3-Dichloropropene	90		-		70-130	-		
1,1,2-Trichloroethane	108		-		70-130	-		
Toluene	97		-		70-130	-		

Lab Control Sample Analysis

Batch Quality Control

Project Name: CFI- FOREST DEP VI

Lab Number: L1013606

Project Number: 1047

Report Date: 09/13/10

Parameter	LCS		LCSD		%Recovery Limits	RPD	Qual	RPD Limits
	%Recovery	Qual	%Recovery	Qual				
Volatile Organics in Air (Low Level) - Mansfield Lab Associated sample(s): 01,03-05,07-10 Batch: WG431443-3								
1,3-Dichloropropane	93		-		70-130	-		
2-Hexanone	87		-		70-130	-		
Dibromochloromethane	94		-		70-130	-		
1,2-Dibromoethane	92		-		70-130	-		
Butyl Acetate	75		-		70-130	-		
Octane	84		-		70-130	-		
Tetrachloroethene	87		-		70-130	-		
1,1,1,2-Tetrachloroethane	90		-		70-130	-		
Chlorobenzene	96		-		70-130	-		
Ethylbenzene	104		-		70-130	-		
p/m-Xylene	104		-		70-130	-		
Bromoform	92		-		70-130	-		
Styrene	101		-		70-130	-		
1,1,2,2-Tetrachloroethane	105		-		70-130	-		
o-Xylene	106		-		70-130	-		
1,2,3-Trichloropropane	86		-		70-130	-		
Nonane (C9)	100		-		70-130	-		
Isopropylbenzene	101		-		70-130	-		
Bromobenzene	101		-		70-130	-		
o-Chlorotoluene	93		-		70-130	-		
n-Propylbenzene	97		-		70-130	-		

Lab Control Sample Analysis

Batch Quality Control

Project Name: CFI- FOREST DEP VI

Lab Number: L1013606

Project Number: 1047

Report Date: 09/13/10

Parameter	LCS		LCSD		%Recovery Limits	RPD	Qual	RPD Limits
	%Recovery	Qual	%Recovery	Qual				
Volatile Organics in Air (Low Level) - Mansfield Lab Associated sample(s): 01,03-05,07-10 Batch: WG431443-3								
p-Chlorotoluene	99		-		70-130	-		
4-Ethyltoluene	99		-		70-130	-		
1,3,5-Trimethylbenzene	106		-		70-130	-		
tert-Butylbenzene	97		-		70-130	-		
1,2,4-Trimethylbenzene	108		-		70-130	-		
Decane (C10)	100		-		70-130	-		
Benzyl chloride	96		-		70-130	-		
1,3-Dichlorobenzene	104		-		70-130	-		
1,4-Dichlorobenzene	103		-		70-130	-		
sec-Butylbenzene	101		-		70-130	-		
p-Isopropyltoluene	93		-		70-130	-		
1,2-Dichlorobenzene	104		-		70-130	-		
n-Butylbenzene	103		-		70-130	-		
1,2-Dibromo-3-chloropropane	97		-		70-130	-		
Undecane	96		-		70-130	-		
Dodecane (C12)	68	Q	-		70-130	-		
1,2,4-Trichlorobenzene	83		-		70-130	-		
Naphthalene	79		-		70-130	-		
1,2,3-Trichlorobenzene	67	Q	-		70-130	-		
Hexachlorobutadiene	79		-		70-130	-		

Lab Control Sample Analysis

Batch Quality Control

Project Name: CFI- FOREST DEP VI

Project Number: 1047

Lab Number: L1013606

Report Date: 09/13/10

Parameter	LCS		LCSD		%Recovery Limits	RPD	Qual	RPD Limits
	%Recovery	Qual	%Recovery	Qual				
Volatile Organics in Air (Low Level) - Mansfield Lab Associated sample(s): 02,06,11-12 Batch: WG431669-3								
Chlorodifluoromethane	89		-		70-130	-		
Propylene	97		-		70-130	-		
Propane	88		-		70-130	-		
Dichlorodifluoromethane	100		-		70-130	-		
Chloromethane	94		-		70-130	-		
1,2-Dichloro-1,1,2,2-tetrafluoroethane	98		-		70-130	-		
Methanol	84		-		70-130	-		
Vinyl chloride	98		-		70-130	-		
1,3-Butadiene	99		-		70-130	-		
Butane	103		-		70-130	-		
Bromomethane	94		-		70-130	-		
Chloroethane	99		-		70-130	-		
Ethyl Alcohol	94		-		70-130	-		
Dichlorofluoromethane	93		-		70-130	-		
Vinyl bromide	96		-		70-130	-		
Acrolein	98		-		70-130	-		
Acetone	93		-		70-130	-		
Acetonitrile	91		-		70-130	-		
Trichlorofluoromethane	99		-		70-130	-		
iso-Propyl Alcohol	103		-		70-130	-		
Acrylonitrile	90		-		70-130	-		

Lab Control Sample Analysis

Batch Quality Control

Project Name: CFI- FOREST DEP VI

Project Number: 1047

Lab Number: L1013606

Report Date: 09/13/10

Parameter	LCS		LCSD		%Recovery Limits	RPD	Qual	RPD Limits
	%Recovery	Qual	%Recovery	Qual				
Volatile Organics in Air (Low Level) - Mansfield Lab Associated sample(s): 02,06,11-12 Batch: WG431669-3								
Pentane	99		-		70-130	-		
Ethyl ether	85		-		70-130	-		
1,1-Dichloroethene	101		-		70-130	-		
tert-Butyl Alcohol	97		-		70-130	-		
Methylene chloride	96		-		70-130	-		
3-Chloropropene	94		-		70-130	-		
Carbon disulfide	90		-		70-130	-		
1,1,2-Trichloro-1,2,2-Trifluoroethane	98		-		70-130	-		
trans-1,2-Dichloroethene	92		-		70-130	-		
1,1-Dichloroethane	95		-		70-130	-		
Methyl tert butyl ether	89		-		70-130	-		
Vinyl acetate	100		-		70-130	-		
2-Butanone	91		-		70-130	-		
cis-1,2-Dichloroethene	98		-		70-130	-		
Ethyl Acetate	92		-		70-130	-		
Chloroform	98		-		70-130	-		
Tetrahydrofuran	87		-		70-130	-		
2,2-Dichloropropane	91		-		70-130	-		
1,2-Dichloroethane	100		-		70-130	-		
n-Hexane	99		-		70-130	-		
Isopropyl Ether	92		-		70-130	-		

Lab Control Sample Analysis

Batch Quality Control

Project Name: CFI- FOREST DEP VI

Project Number: 1047

Lab Number: L1013606

Report Date: 09/13/10

Parameter	LCS		LCSD		%Recovery Limits	RPD	Qual	RPD Limits
	%Recovery	Qual	%Recovery	Qual				
Volatile Organics in Air (Low Level) - Mansfield Lab Associated sample(s): 02,06,11-12 Batch: WG431669-3								
Ethyl-Tert-Butyl-Ether	91		-		70-130	-		
1,1,1-Trichloroethane	96		-		70-130	-		
1,1-Dichloropropene	94		-		70-130	-		
Benzene	90		-		70-130	-		
Carbon tetrachloride	100		-		70-130	-		
Cyclohexane	97		-		70-130	-		
Tertiary-Amyl Methyl Ether	92		-		70-130	-		
Dibromomethane	96		-		70-130	-		
1,2-Dichloropropane	100		-		70-130	-		
Bromodichloromethane	101		-		70-130	-		
1,4-Dioxane	95		-		70-130	-		
Trichloroethene	99		-		70-130	-		
2,2,4-Trimethylpentane	98		-		70-130	-		
Heptane	104		-		70-130	-		
2,4,4-Trimethyl-1-Pentene	68	Q	-		70-130	-		
cis-1,3-Dichloropropene	111		-		70-130	-		
4-Methyl-2-pentanone	100		-		70-130	-		
2,4,4-Trimethyl-2-Pentene	92		-		70-130	-		
trans-1,3-Dichloropropene	100		-		70-130	-		
1,1,2-Trichloroethane	103		-		70-130	-		
Toluene	94		-		70-130	-		

Lab Control Sample Analysis

Batch Quality Control

Project Name: CFI- FOREST DEP VI

Project Number: 1047

Lab Number: L1013606

Report Date: 09/13/10

Parameter	LCS		LCSD		%Recovery Limits	RPD	Qual	RPD Limits
	%Recovery	Qual	%Recovery	Qual				
Volatile Organics in Air (Low Level) - Mansfield Lab Associated sample(s): 02,06,11-12 Batch: WG431669-3								
1,3-Dichloropropane	86		-		70-130	-		
2-Hexanone	99		-		70-130	-		
Dibromochloromethane	97		-		70-130	-		
1,2-Dibromoethane	96		-		70-130	-		
Butyl Acetate	88		-		70-130	-		
Octane	87		-		70-130	-		
Tetrachloroethene	96		-		70-130	-		
1,1,1,2-Tetrachloroethane	92		-		70-130	-		
Chlorobenzene	96		-		70-130	-		
Ethylbenzene	95		-		70-130	-		
p/m-Xylene	94		-		70-130	-		
Bromoform	98		-		70-130	-		
Styrene	98		-		70-130	-		
1,1,2,2-Tetrachloroethane	97		-		70-130	-		
o-Xylene	96		-		70-130	-		
1,2,3-Trichloropropane	100		-		70-130	-		
Nonane (C9)	93		-		70-130	-		
Isopropylbenzene	94		-		70-130	-		
Bromobenzene	84		-		70-130	-		
o-Chlorotoluene	90		-		70-130	-		
n-Propylbenzene	92		-		70-130	-		

Lab Control Sample Analysis

Batch Quality Control

Project Name: CFI- FOREST DEP VI

Project Number: 1047

Lab Number: L1013606

Report Date: 09/13/10

Parameter	LCS		LCSD		%Recovery Limits	RPD	Qual	RPD Limits
	%Recovery	Qual	%Recovery	Qual				
Volatile Organics in Air (Low Level) - Mansfield Lab Associated sample(s): 02,06,11-12 Batch: WG431669-3								
p-Chlorotoluene	92		-		70-130	-		
4-Ethyltoluene	94		-		70-130	-		
1,3,5-Trimethylbenzene	98		-		70-130	-		
tert-Butylbenzene	94		-		70-130	-		
1,2,4-Trimethylbenzene	101		-		70-130	-		
Decane (C10)	96		-		70-130	-		
Benzyl chloride	105		-		70-130	-		
1,3-Dichlorobenzene	105		-		70-130	-		
1,4-Dichlorobenzene	106		-		70-130	-		
sec-Butylbenzene	94		-		70-130	-		
p-Isopropyltoluene	89		-		70-130	-		
1,2-Dichlorobenzene	105		-		70-130	-		
n-Butylbenzene	100		-		70-130	-		
1,2-Dibromo-3-chloropropane	104		-		70-130	-		
Undecane	114		-		70-130	-		
Dodecane (C12)	117		-		70-130	-		
1,2,4-Trichlorobenzene	115		-		70-130	-		
Naphthalene	105		-		70-130	-		
1,2,3-Trichlorobenzene	104		-		70-130	-		
Hexachlorobutadiene	105		-		70-130	-		

Lab Duplicate Analysis

Batch Quality Control

Project Name: CFI- FOREST DEP VI

Project Number: 1047

Lab Number: L1013606

Report Date: 09/13/10

Parameter	Native Sample	Duplicate Sample	Units	RPD	Qual	RPD Limits
Volatile Organics in Air (Low Level) - Mansfield Lab Associated sample(s): 01,03-05,07-10 QC Batch ID: WG431443-5 QC Sample: L1013606-01 Client ID: SG-7D						
Vinyl chloride	ND	ND	ppbV	NC		25
1,1-Dichloroethene	ND	ND	ppbV	NC		25
trans-1,2-Dichloroethene	ND	ND	ppbV	NC		25
1,1-Dichloroethane	ND	ND	ppbV	NC		25
cis-1,2-Dichloroethene	ND	ND	ppbV	NC		25
1,2-Dichloroethane	ND	ND	ppbV	NC		25
1,1,1-Trichloroethane	ND	ND	ppbV	NC		25
Trichloroethene	ND	ND	ppbV	NC		25
1,2-Dibromoethane	ND	ND	ppbV	NC		25
Tetrachloroethene	1.65	1.63	ppbV	1		25

Lab Duplicate Analysis

Batch Quality Control

Project Name: CFI- FOREST DEP VI

Project Number: 1047

Lab Number: L1013606

Report Date: 09/13/10

Parameter	Native Sample	Duplicate Sample	Units	RPD	RPD Limits
Volatile Organics in Air (Low Level) - Mansfield Lab Associated sample(s): 02,06,11-12 QC Batch ID: WG431669-5 QC Sample: L1013606-02 Client ID: SG-6D					
Vinyl chloride	ND	ND	ppbV	NC	25
1,1-Dichloroethene	ND	ND	ppbV	NC	25
trans-1,2-Dichloroethene	ND	ND	ppbV	NC	25
1,1-Dichloroethane	ND	ND	ppbV	NC	25
cis-1,2-Dichloroethene	ND	ND	ppbV	NC	25
1,2-Dichloroethane	ND	ND	ppbV	NC	25
1,1,1-Trichloroethane	ND	ND	ppbV	NC	25
Trichloroethene	ND	ND	ppbV	NC	25
1,2-Dibromoethane	ND	ND	ppbV	NC	25
Tetrachloroethene	0.897	0.953	ppbV	6	25

Project Name: CFI- FOREST DEP VI**Lab Number:** L1013606**Project Number:** 1047**Report Date:** 09/13/10**SAMPLE RESULTS**

Lab ID: L1013606-01 D
Client ID: SG-7D
Sample Location: 1336 FOREST AVE, PORTLAND, ME
Matrix: Soil_Vapor
Analytical Method: 51,3C
Analytical Date: 09/10/10 14:27
Analyst: RY

Date Collected: 08/30/10 09:25
Date Received: 09/02/10
Field Prep: Not Specified
Extraction Method:

Parameter	Result	Qualifier	Units	RL	MDL	Dilution Factor
Fixed Gases by GC - Mansfield Lab						
Oxygen	11.5		%	3.60	--	3.604
Methane	ND		%	0.360	--	3.604
Carbon Dioxide	4.22		%	0.360	--	3.604

Project Name: CFI- FOREST DEP VI**Lab Number:** L1013606**Project Number:** 1047**Report Date:** 09/13/10**SAMPLE RESULTS**

Lab ID: L1013606-02 D
Client ID: SG-6D
Sample Location: 1336 FOREST AVE, PORTLAND, ME
Matrix: Soil_Vapor
Analytical Method: 51,3C
Analytical Date: 09/10/10 15:08
Analyst: RY

Date Collected: 08/30/10 09:57
Date Received: 09/02/10
Field Prep: Not Specified
Extraction Method:

Parameter	Result	Qualifier	Units	RL	MDL	Dilution Factor
Fixed Gases by GC - Mansfield Lab						
Oxygen	12.2		%	3.65	--	3.65
Methane	ND		%	0.365	--	3.65
Carbon Dioxide	3.93		%	0.365	--	3.65

Project Name: CFI- FOREST DEP VI**Lab Number:** L1013606**Project Number:** 1047**Report Date:** 09/13/10**SAMPLE RESULTS**

Lab ID: L1013606-03 D
Client ID: SG-7S
Sample Location: 1336 FOREST AVE, PORTLAND, ME
Matrix: Soil_Vapor
Analytical Method: 51,3C
Analytical Date: 09/10/10 15:49
Analyst: RY

Date Collected: 08/30/10 08:59
Date Received: 09/02/10
Field Prep: Not Specified
Extraction Method:

Parameter	Result	Qualifier	Units	RL	MDL	Dilution Factor
Fixed Gases by GC - Mansfield Lab						
Oxygen	11.1		%	2.31	--	2.311
Methane	ND		%	0.231	--	2.311
Carbon Dioxide	5.28		%	0.231	--	2.311

Project Name: CFI- FOREST DEP VI**Lab Number:** L1013606**Project Number:** 1047**Report Date:** 09/13/10**SAMPLE RESULTS**

Lab ID: L1013606-04 D
Client ID: SG-4S
Sample Location: 1336 FOREST AVE, PORTLAND, ME
Matrix: Soil_Vapor
Analytical Method: 51,3C
Analytical Date: 09/10/10 16:31
Analyst: RY

Date Collected: 08/30/10 10:32
Date Received: 09/02/10
Field Prep: Not Specified
Extraction Method:

Parameter	Result	Qualifier	Units	RL	MDL	Dilution Factor
Fixed Gases by GC - Mansfield Lab						
Oxygen	11.2		%	1.78	--	1.781
Methane	ND		%	0.178	--	1.781
Carbon Dioxide	6.46		%	0.178	--	1.781

Project Name: CFI- FOREST DEP VI**Lab Number:** L1013606**Project Number:** 1047**Report Date:** 09/13/10**SAMPLE RESULTS**

Lab ID: L1013606-05 D
Client ID: SG-1S
Sample Location: 1336 FOREST AVE, PORTLAND, ME
Matrix: Soil_Vapor
Analytical Method: 51,3C
Analytical Date: 09/10/10 17:12
Analyst: RY

Date Collected: 08/30/10 11:20
Date Received: 09/02/10
Field Prep: Not Specified
Extraction Method:

Parameter	Result	Qualifier	Units	RL	MDL	Dilution Factor
Fixed Gases by GC - Mansfield Lab						
Oxygen	11.9		%	1.89	--	1.889
Methane	ND		%	0.189	--	1.889
Carbon Dioxide	6.64		%	0.189	--	1.889

Project Name: CFI- FOREST DEP VI**Lab Number:** L1013606**Project Number:** 1047**Report Date:** 09/13/10**SAMPLE RESULTS**

Lab ID: L1013606-06 D
Client ID: SG-1D
Sample Location: 1336 FOREST AVE, PORTLAND, ME
Matrix: Soil_Vapor
Analytical Method: 51,3C
Analytical Date: 09/10/10 17:53
Analyst: RY

Date Collected: 08/30/10 12:10
Date Received: 09/02/10
Field Prep: Not Specified
Extraction Method:

Parameter	Result	Qualifier	Units	RL	MDL	Dilution Factor
Fixed Gases by GC - Mansfield Lab						
Oxygen	6.81		%	2.40	--	2.395
Methane	ND		%	0.240	--	2.395
Carbon Dioxide	10.2		%	0.240	--	2.395

Project Name: CFI- FOREST DEP VI**Lab Number:** L1013606**Project Number:** 1047**Report Date:** 09/13/10**SAMPLE RESULTS**

Lab ID: L1013606-07 D
Client ID: SG-2D
Sample Location: 1336 FOREST AVE, PORTLAND, ME
Matrix: Soil_Vapor
Analytical Method: 51,3C
Analytical Date: 09/10/10 18:34
Analyst: RY

Date Collected: 08/30/10 13:30
Date Received: 09/02/10
Field Prep: Not Specified
Extraction Method:

Parameter	Result	Qualifier	Units	RL	MDL	Dilution Factor
Fixed Gases by GC - Mansfield Lab						
Oxygen	11.6		%	1.78	--	1.784
Methane	ND		%	0.178	--	1.784
Carbon Dioxide	4.66		%	0.178	--	1.784

Project Name: CFI- FOREST DEP VI**Lab Number:** L1013606**Project Number:** 1047**Report Date:** 09/13/10**SAMPLE RESULTS**

Lab ID: L1013606-08 D
Client ID: SG-2S
Sample Location: 1336 FOREST AVE, PORTLAND, ME
Matrix: Soil_Vapor
Analytical Method: 51,3C
Analytical Date: 09/10/10 19:16
Analyst: RY

Date Collected: 08/30/10 12:59
Date Received: 09/02/10
Field Prep: Not Specified
Extraction Method:

Parameter	Result	Qualifier	Units	RL	MDL	Dilution Factor
Fixed Gases by GC - Mansfield Lab						
Oxygen	14.7		%	2.10	--	2.103
Methane	ND		%	0.210	--	2.103
Carbon Dioxide	4.25		%	0.210	--	2.103

Project Name: CFI- FOREST DEP VI**Lab Number:** L1013606**Project Number:** 1047**Report Date:** 09/13/10**SAMPLE RESULTS**

Lab ID: L1013606-09 D
Client ID: SG-3D
Sample Location: 1336 FOREST AVE, PORTLAND, ME
Matrix: Soil_Vapor
Analytical Method: 51,3C
Analytical Date: 09/10/10 19:57
Analyst: RY

Date Collected: 08/30/10 14:15
Date Received: 09/02/10
Field Prep: Not Specified
Extraction Method:

Parameter	Result	Qualifier	Units	RL	MDL	Dilution Factor
Fixed Gases by GC - Mansfield Lab						
Oxygen	11.6		%	1.94	--	1.944
Methane	ND		%	0.194	--	1.944
Carbon Dioxide	5.64		%	0.194	--	1.944

Project Name: CFI- FOREST DEP VI**Lab Number:** L1013606**Project Number:** 1047**Report Date:** 09/13/10**SAMPLE RESULTS**

Lab ID: L1013606-10 D
Client ID: SG-3S
Sample Location: 1336 FOREST AVE, PORTLAND, ME
Matrix: Soil_Vapor
Analytical Method: 51,3C
Analytical Date: 09/10/10 20:37
Analyst: RY

Date Collected: 08/30/10 13:50
Date Received: 09/02/10
Field Prep: Not Specified
Extraction Method:

Parameter	Result	Qualifier	Units	RL	MDL	Dilution Factor
Fixed Gases by GC - Mansfield Lab						
Oxygen	14.0		%	2.21	--	2.215
Methane	ND		%	0.221	--	2.215
Carbon Dioxide	4.32		%	0.221	--	2.215

Project Name: CFI- FOREST DEP VI**Lab Number:** L1013606**Project Number:** 1047**Report Date:** 09/13/10**SAMPLE RESULTS**

Lab ID: L1013606-11 D
Client ID: SG-8
Sample Location: 1336 FOREST AVE, PORTLAND, ME
Matrix: Soil_Vapor
Analytical Method: 51,3C
Analytical Date: 09/10/10 21:59
Analyst: RY

Date Collected: 08/30/10 14:49
Date Received: 09/02/10
Field Prep: Not Specified
Extraction Method:

Parameter	Result	Qualifier	Units	RL	MDL	Dilution Factor
Fixed Gases by GC - Mansfield Lab						
Oxygen	42.3		%	2.21	--	2.215
Methane	ND		%	0.221	--	2.215
Carbon Dioxide	ND		%	0.221	--	2.215

Project Name: CFI- FOREST DEP VI**Lab Number:** L1013606**Project Number:** 1047**Report Date:** 09/13/10**SAMPLE RESULTS**

Lab ID: L1013606-12 D
Client ID: BD-10
Sample Location: 1336 FOREST AVE, PORTLAND, ME
Matrix: Soil_Vapor
Analytical Method: 51,3C
Analytical Date: 09/10/10 22:40
Analyst: RY

Date Collected: 08/30/10 12:30
Date Received: 09/02/10
Field Prep: Not Specified
Extraction Method:

Parameter	Result	Qualifier	Units	RL	MDL	Dilution Factor
Fixed Gases by GC - Mansfield Lab						
Oxygen	6.48		%	3.60	--	3.604
Methane	ND		%	0.360	--	3.604
Carbon Dioxide	10.3		%	0.360	--	3.604

Project Name: CFI- FOREST DEP VI
Project Number: 1047

Lab Number: L1013606
Report Date: 09/13/10

Method Blank Analysis
Batch Quality Control

Analytical Method: 51,3C
Analytical Date: 09/10/10 13:22
Analyst: RY

Parameter	Result	Qualifier	Units	RL	MDL
Fixed Gases by GC - Mansfield Lab for sample(s): 01-12 Batch: WG431830-2					
Oxygen	ND		%	1.00	--
Methane	ND		%	0.100	--
Carbon Dioxide	ND		%	0.100	--

Lab Control Sample Analysis

Batch Quality Control

Project Name: CFI- FOREST DEP VI

Project Number: 1047

Lab Number: L1013606

Report Date: 09/13/10

Parameter	LCS %Recovery	Qual	LCSD %Recovery	Qual	%Recovery Limits	RPD	Qual	RPD Limits
Fixed Gases by GC - Mansfield Lab Associated sample(s): 01-12 Batch: WG431830-1								
Oxygen	94		-		80-120	-		
Methane	107		-		80-120	-		
Carbon Dioxide	106		-		80-120	-		

Lab Duplicate Analysis

Batch Quality Control

Project Name: CFI- FOREST DEP VI
Project Number: 1047

Lab Number: L1013606
Report Date: 09/13/10

Parameter	Native Sample	Duplicate Sample	Units	RPD	Qual	RPD Limits
Fixed Gases by GC - Mansfield Lab Associated sample(s): 01-12 QC Batch ID: WG431830-10 QC Sample: L1013606-08 Client ID: SG-2S						
Oxygen	14.7	14.7	%	0		5
Methane	ND	ND	%	NC		5
Carbon Dioxide	4.25	4.25	%	0		5
Fixed Gases by GC - Mansfield Lab Associated sample(s): 01-12 QC Batch ID: WG431830-11 QC Sample: L1013606-09 Client ID: SG-3D						
Oxygen	11.6	11.8	%	2		5
Methane	ND	ND	%	NC		5
Carbon Dioxide	5.64	5.65	%	0		5
Fixed Gases by GC - Mansfield Lab Associated sample(s): 01-12 QC Batch ID: WG431830-12 QC Sample: L1013606-10 Client ID: SG-3S						
Oxygen	14.0	14.1	%	1		5
Methane	ND	ND	%	NC		5
Carbon Dioxide	4.32	4.32	%	0		5
Fixed Gases by GC - Mansfield Lab Associated sample(s): 01-12 QC Batch ID: WG431830-13 QC Sample: L1013606-11 Client ID: SG-8						
Oxygen	42.3	43.5	%	3		5
Methane	ND	ND	%	NC		5
Carbon Dioxide	ND	ND	%	NC		5

Lab Duplicate Analysis Batch Quality Control

Project Name: CFI- FOREST DEP VI
Project Number: 1047

Lab Number: L1013606
Report Date: 09/13/10

Parameter	Native Sample	Duplicate Sample	Units	RPD	RPD Limits
Fixed Gases by GC - Mansfield Lab Associated sample(s): 01-12 QC Batch ID: WG431830-14 QC Sample: L1013606-12 Client ID: BD-10					
Oxygen	6.48	6.22	%	4	5
Methane	ND	ND	%	NC	5
Carbon Dioxide	10.3	10.3	%	0	5
Fixed Gases by GC - Mansfield Lab Associated sample(s): 01-12 QC Batch ID: WG431830-3 QC Sample: L1013606-01 Client ID: SG-7D					
Oxygen	11.5	11.5	%	0	5
Methane	ND	ND	%	NC	5
Carbon Dioxide	4.22	4.26	%	1	5
Fixed Gases by GC - Mansfield Lab Associated sample(s): 01-12 QC Batch ID: WG431830-4 QC Sample: L1013606-02 Client ID: SG-6D					
Oxygen	12.2	12.6	%	3	5
Methane	ND	ND	%	NC	5
Carbon Dioxide	3.93	3.92	%	0	5
Fixed Gases by GC - Mansfield Lab Associated sample(s): 01-12 QC Batch ID: WG431830-5 QC Sample: L1013606-03 Client ID: SG-7S					
Oxygen	11.1	10.8	%	3	5
Methane	ND	ND	%	NC	5
Carbon Dioxide	5.28	5.28	%	0	5



Lab Duplicate Analysis Batch Quality Control

Project Name: CFI- FOREST DEP VI
Project Number: 1047

Lab Number: L1013606
Report Date: 09/13/10

Parameter	Native Sample	Duplicate Sample	Units	RPD	RPD Limits
Fixed Gases by GC - Mansfield Lab Associated sample(s): 01-12 QC Batch ID: WG431830-6 QC Sample: L1013606-04 Client ID: SG-4S					
Oxygen	11.2	11.2	%	0	5
Methane	ND	ND	%	NC	5
Carbon Dioxide	6.46	6.47	%	0	5
Fixed Gases by GC - Mansfield Lab Associated sample(s): 01-12 QC Batch ID: WG431830-7 QC Sample: L1013606-05 Client ID: SG-1S					
Oxygen	11.9	11.9	%	0	5
Methane	ND	ND	%	NC	5
Carbon Dioxide	6.64	6.65	%	0	5
Fixed Gases by GC - Mansfield Lab Associated sample(s): 01-12 QC Batch ID: WG431830-8 QC Sample: L1013606-06 Client ID: SG-1D					
Oxygen	6.81	7.05	%	3	5
Methane	ND	ND	%	NC	5
Carbon Dioxide	10.2	10.2	%	0	5
Fixed Gases by GC - Mansfield Lab Associated sample(s): 01-12 QC Batch ID: WG431830-9 QC Sample: L1013606-07 Client ID: SG-2D					
Oxygen	11.6	11.6	%	0	5
Methane	ND	ND	%	NC	5
Carbon Dioxide	4.66	4.66	%	0	5



Project Name: CFI- FOREST DEP VI

Lab Number: L1013606

Project Number: 1047

Report Date: 09/13/10

SAMPLE RESULTS

Lab ID: L1013606-01
 Client ID: SG-7D
 Sample Location: 1336 FOREST AVE, PORTLAND, ME
 Matrix: Soil_Vapor
 Analytical Method: 96,APH
 Analytical Date: 09/09/10 08:13
 Analyst: AJ

Date Collected: 08/30/10 09:25
 Date Received: 09/02/10
 Field Prep: Not Specified

Quality Control Information

Sample Type: 200 ml/min Composite
 Sample Container Type: Canister - 2.7 Liter
 Sampling Flow Controller: Mechanical
 Sampling Zone: Unknown
 Sampling Flow Meter RPD of pre & post-sampling calibration check: <=20%
 Were all QA/QC procedures REQUIRED by the method followed? Yes
 Were all performance/acceptance standards for the required procedures achieved? Yes
 Were significant modifications made to the method as specified in Sect 11.1.2? No

Parameter	Result	Qualifier	Units	RL	MDL	Dilution Factor
Petroleum Hydrocarbons in Air - Mansfield Lab						
1,3-Butadiene	ND		ug/m3	2.0	--	1
Methyl tert butyl ether	ND		ug/m3	2.0	--	1
Benzene	ND		ug/m3	2.0	--	1
Toluene	5.0		ug/m3	2.0	--	1
C5-C8 Aliphatics, Adjusted	270		ug/m3	12	--	1
Ethylbenzene	4.9		ug/m3	2.0	--	1
p/m-Xylene	6.8		ug/m3	4.0	--	1
o-Xylene	34		ug/m3	2.0	--	1
Naphthalene	ND		ug/m3	2.0	--	1
C9-C12 Aliphatics, Adjusted	710		ug/m3	14	--	1
C9-C10 Aromatics Total	1200		ug/m3	10	--	1

Internal Standard	% Recovery	Qualifier	Acceptance Criteria
1,4-Difluorobenzene	60		50-200
Bromochloromethane	63		50-200
Chlorobenzene-d5	64		50-200

Project Name: CFI- FOREST DEP VI

Lab Number: L1013606

Project Number: 1047

Report Date: 09/13/10

SAMPLE RESULTS

Lab ID: L1013606-02
 Client ID: SG-6D
 Sample Location: 1336 FOREST AVE, PORTLAND, ME
 Matrix: Soil_Vapor
 Analytical Method: 96,APH
 Analytical Date: 09/09/10 21:49
 Analyst: RY

Date Collected: 08/30/10 09:57
 Date Received: 09/02/10
 Field Prep: Not Specified

Quality Control Information

Sample Type: 200 ml/min Composite
 Sample Container Type: Canister - 2.7 Liter
 Sampling Flow Controller: Mechanical
 Sampling Zone: Unknown
 Sampling Flow Meter RPD of pre & post-sampling calibration check: <=20%
 Were all QA/QC procedures REQUIRED by the method followed? Yes
 Were all performance/acceptance standards for the required procedures achieved? Yes
 Were significant modifications made to the method as specified in Sect 11.1.2? No

Parameter	Result	Qualifier	Units	RL	MDL	Dilution Factor
Petroleum Hydrocarbons in Air - Mansfield Lab						
1,3-Butadiene	ND		ug/m3	2.0	--	1
Methyl tert butyl ether	ND		ug/m3	2.0	--	1
Benzene	ND		ug/m3	2.0	--	1
Toluene	2.5		ug/m3	2.0	--	1
C5-C8 Aliphatics, Adjusted	95		ug/m3	12	--	1
Ethylbenzene	ND		ug/m3	2.0	--	1
p/m-Xylene	ND		ug/m3	4.0	--	1
o-Xylene	ND		ug/m3	2.0	--	1
Naphthalene	2.2		ug/m3	2.0	--	1
C9-C12 Aliphatics, Adjusted	59		ug/m3	14	--	1
C9-C10 Aromatics Total	ND		ug/m3	10	--	1

Internal Standard	% Recovery	Qualifier	Acceptance Criteria
1,4-Difluorobenzene	98		50-200
Bromochloromethane	108		50-200
Chlorobenzene-d5	92		50-200

Project Name: CFI- FOREST DEP VI**Lab Number:** L1013606**Project Number:** 1047**Report Date:** 09/13/10**SAMPLE RESULTS**

Lab ID: L1013606-03
 Client ID: SG-7S
 Sample Location: 1336 FOREST AVE, PORTLAND, ME
 Matrix: Soil_Vapor
 Analytical Method: 96,APH
 Analytical Date: 09/08/10 21:23
 Analyst: AJ

Date Collected: 08/30/10 08:59
 Date Received: 09/02/10
 Field Prep: Not Specified

Quality Control Information

Sample Type: 200 ml/min Composite
 Sample Container Type: Canister - 2.7 Liter
 Sampling Flow Controller: Mechanical
 Sampling Zone: Unknown
 Sampling Flow Meter RPD of pre & post-sampling calibration check: <=20%
 Were all QA/QC procedures REQUIRED by the method followed? Yes
 Were all performance/acceptance standards for the required procedures achieved? Yes
 Were significant modifications made to the method as specified in Sect 11.1.2? No

Parameter	Result	Qualifier	Units	RL	MDL	Dilution Factor
Petroleum Hydrocarbons in Air - Mansfield Lab						
1,3-Butadiene	ND		ug/m3	2.0	--	1
Methyl tert butyl ether	ND		ug/m3	2.0	--	1
Benzene	ND		ug/m3	2.0	--	1
Toluene	2.1		ug/m3	2.0	--	1
C5-C8 Aliphatics, Adjusted	84		ug/m3	12	--	1
Ethylbenzene	ND		ug/m3	2.0	--	1
p/m-Xylene	ND		ug/m3	4.0	--	1
o-Xylene	2.2		ug/m3	2.0	--	1
Naphthalene	ND		ug/m3	2.0	--	1
C9-C12 Aliphatics, Adjusted	53		ug/m3	14	--	1
C9-C10 Aromatics Total	33		ug/m3	10	--	1

Internal Standard	% Recovery	Qualifier	Acceptance Criteria
1,4-Difluorobenzene	62		50-200
Bromochloromethane	67		50-200
Chlorobenzene-d5	63		50-200

Project Name: CFI- FOREST DEP VI

Lab Number: L1013606

Project Number: 1047

Report Date: 09/13/10

SAMPLE RESULTS

Lab ID: L1013606-04
 Client ID: SG-4S
 Sample Location: 1336 FOREST AVE, PORTLAND, ME
 Matrix: Soil_Vapor
 Analytical Method: 96,APH
 Analytical Date: 09/08/10 22:03
 Analyst: AJ

Date Collected: 08/30/10 10:32
 Date Received: 09/02/10
 Field Prep: Not Specified

Quality Control Information

Sample Type: 200 ml/min Composite
 Sample Container Type: Canister - 2.7 Liter
 Sampling Flow Controller: Mechanical
 Sampling Zone: Unknown
 Sampling Flow Meter RPD of pre & post-sampling calibration check: <=20%
 Were all QA/QC procedures REQUIRED by the method followed? Yes
 Were all performance/acceptance standards for the required procedures achieved? Yes
 Were significant modifications made to the method as specified in Sect 11.1.2? No

Parameter	Result	Qualifier	Units	RL	MDL	Dilution Factor
Petroleum Hydrocarbons in Air - Mansfield Lab						
1,3-Butadiene	ND		ug/m3	2.0	--	1
Methyl tert butyl ether	4.6		ug/m3	2.0	--	1
Benzene	ND		ug/m3	2.0	--	1
Toluene	3.4		ug/m3	2.0	--	1
C5-C8 Aliphatics, Adjusted	890		ug/m3	12	--	1
Ethylbenzene	ND		ug/m3	2.0	--	1
p/m-Xylene	ND		ug/m3	4.0	--	1
o-Xylene	ND		ug/m3	2.0	--	1
Naphthalene	ND		ug/m3	2.0	--	1
C9-C12 Aliphatics, Adjusted	110		ug/m3	14	--	1
C9-C10 Aromatics Total	15		ug/m3	10	--	1

Internal Standard	% Recovery	Qualifier	Acceptance Criteria
1,4-Difluorobenzene	66		50-200
Bromochloromethane	67		50-200
Chlorobenzene-d5	70		50-200

Project Name: CFI- FOREST DEP VI
Project Number: 1047

Lab Number: L1013606
Report Date: 09/13/10

SAMPLE RESULTS

Lab ID: L1013606-05
Client ID: SG-1S
Sample Location: 1336 FOREST AVE, PORTLAND, ME
Matrix: Soil_Vapor
Analytical Method: 96,APH
Analytical Date: 09/08/10 22:42
Analyst: AJ

Date Collected: 08/30/10 11:20
Date Received: 09/02/10
Field Prep: Not Specified

Quality Control Information

Sample Type: 200 ml/min Composite
Sample Container Type: Canister - 2.7 Liter
Sampling Flow Controller: Mechanical
Sampling Zone: Unknown
Sampling Flow Meter RPD of pre & post-sampling calibration check: <=20%
Were all QA/QC procedures REQUIRED by the method followed? Yes
Were all performance/acceptance standards for the required procedures achieved? Yes
Were significant modifications made to the method as specified in Sect 11.1.2? No

Parameter	Result	Qualifier	Units	RL	MDL	Dilution Factor
Petroleum Hydrocarbons in Air - Mansfield Lab						
1,3-Butadiene	ND		ug/m3	2.0	--	1
Methyl tert butyl ether	5.0		ug/m3	2.0	--	1
Benzene	ND		ug/m3	2.0	--	1
Toluene	ND		ug/m3	2.0	--	1
C5-C8 Aliphatics, Adjusted	140		ug/m3	12	--	1
Ethylbenzene	ND		ug/m3	2.0	--	1
p/m-Xylene	ND		ug/m3	4.0	--	1
o-Xylene	ND		ug/m3	2.0	--	1
Naphthalene	ND		ug/m3	2.0	--	1
C9-C12 Aliphatics, Adjusted	200		ug/m3	14	--	1
C9-C10 Aromatics Total	ND		ug/m3	10	--	1

Internal Standard	% Recovery	Qualifier	Acceptance Criteria
1,4-Difluorobenzene	68		50-200
Bromochloromethane	64		50-200
Chlorobenzene-d5	69		50-200

Project Name: CFI- FOREST DEP VI**Lab Number:** L1013606**Project Number:** 1047**Report Date:** 09/13/10**SAMPLE RESULTS**

Lab ID: L1013606-06
 Client ID: SG-1D
 Sample Location: 1336 FOREST AVE, PORTLAND, ME
 Matrix: Soil_Vapor
 Analytical Method: 96,APH
 Analytical Date: 09/09/10 22:24
 Analyst: RY

Date Collected: 08/30/10 12:10
 Date Received: 09/02/10
 Field Prep: Not Specified

Quality Control Information

Sample Type: 200 ml/min Composite
 Sample Container Type: Canister - 2.7 Liter
 Sampling Flow Controller: Mechanical
 Sampling Zone: Unknown
 Sampling Flow Meter RPD of pre & post-sampling calibration check: <=20%
 Were all QA/QC procedures REQUIRED by the method followed? Yes
 Were all performance/acceptance standards for the required procedures achieved? Yes
 Were significant modifications made to the method as specified in Sect 11.1.2? No

Parameter	Result	Qualifier	Units	RL	MDL	Dilution Factor
Petroleum Hydrocarbons in Air - Mansfield Lab						
1,3-Butadiene	ND		ug/m3	2.0	--	1
Methyl tert butyl ether	4.4		ug/m3	2.0	--	1
Benzene	ND		ug/m3	2.0	--	1
Toluene	ND		ug/m3	2.0	--	1
C5-C8 Aliphatics, Adjusted	530		ug/m3	12	--	1
Ethylbenzene	ND		ug/m3	2.0	--	1
p/m-Xylene	ND		ug/m3	4.0	--	1
o-Xylene	ND		ug/m3	2.0	--	1
Naphthalene	ND		ug/m3	2.0	--	1
C9-C12 Aliphatics, Adjusted	2000		ug/m3	14	--	1
C9-C10 Aromatics Total	58		ug/m3	10	--	1

Internal Standard	% Recovery	Qualifier	Acceptance Criteria
1,4-Difluorobenzene	99		50-200
Bromochloromethane	104		50-200
Chlorobenzene-d5	90		50-200

Project Name: CFI- FOREST DEP VI

Lab Number: L1013606

Project Number: 1047

Report Date: 09/13/10

SAMPLE RESULTS

Lab ID: L1013606-07
 Client ID: SG-2D
 Sample Location: 1336 FOREST AVE, PORTLAND, ME
 Matrix: Soil_Vapor
 Analytical Method: 96,APH
 Analytical Date: 09/08/10 23:59
 Analyst: AJ

Date Collected: 08/30/10 13:30
 Date Received: 09/02/10
 Field Prep: Not Specified

Quality Control Information

Sample Type: 200 ml/min Composite
 Sample Container Type: Canister - 2.7 Liter
 Sampling Flow Controller: Mechanical
 Sampling Zone: Unknown
 Sampling Flow Meter RPD of pre & post-sampling calibration check: <=20%
 Were all QA/QC procedures REQUIRED by the method followed? Yes
 Were all performance/acceptance standards for the required procedures achieved? Yes
 Were significant modifications made to the method as specified in Sect 11.1.2? No

Parameter	Result	Qualifier	Units	RL	MDL	Dilution Factor
Petroleum Hydrocarbons in Air - Mansfield Lab						
1,3-Butadiene	ND		ug/m3	2.0	--	1
Methyl tert butyl ether	ND		ug/m3	2.0	--	1
Benzene	ND		ug/m3	2.0	--	1
Toluene	ND		ug/m3	2.0	--	1
C5-C8 Aliphatics, Adjusted	300		ug/m3	12	--	1
Ethylbenzene	ND		ug/m3	2.0	--	1
p/m-Xylene	ND		ug/m3	4.0	--	1
o-Xylene	ND		ug/m3	2.0	--	1
Naphthalene	ND		ug/m3	2.0	--	1
C9-C12 Aliphatics, Adjusted	120		ug/m3	14	--	1
C9-C10 Aromatics Total	ND		ug/m3	10	--	1

Internal Standard	% Recovery	Qualifier	Acceptance Criteria
1,4-Difluorobenzene	75		50-200
Bromochloromethane	77		50-200
Chlorobenzene-d5	76		50-200

Project Name: CFI- FOREST DEP VI

Lab Number: L1013606

Project Number: 1047

Report Date: 09/13/10

SAMPLE RESULTS

Lab ID: L1013606-08
 Client ID: SG-2S
 Sample Location: 1336 FOREST AVE, PORTLAND, ME
 Matrix: Soil_Vapor
 Analytical Method: 96,APH
 Analytical Date: 09/09/10 00:38
 Analyst: AJ

Date Collected: 08/30/10 12:59
 Date Received: 09/02/10
 Field Prep: Not Specified

Quality Control Information

Sample Type: 200 ml/min Composite
 Sample Container Type: Canister - 2.7 Liter
 Sampling Flow Controller: Mechanical
 Sampling Zone: Unknown
 Sampling Flow Meter RPD of pre & post-sampling calibration check: <=20%
 Were all QA/QC procedures REQUIRED by the method followed? Yes
 Were all performance/acceptance standards for the required procedures achieved? Yes
 Were significant modifications made to the method as specified in Sect 11.1.2? No

Parameter	Result	Qualifier	Units	RL	MDL	Dilution Factor
Petroleum Hydrocarbons in Air - Mansfield Lab						
1,3-Butadiene	ND		ug/m3	2.0	--	1
Methyl tert butyl ether	4.1		ug/m3	2.0	--	1
Benzene	3.9		ug/m3	2.0	--	1
Toluene	40		ug/m3	2.0	--	1
C5-C8 Aliphatics, Adjusted	240		ug/m3	12	--	1
Ethylbenzene	11		ug/m3	2.0	--	1
p/m-Xylene	30		ug/m3	4.0	--	1
o-Xylene	10		ug/m3	2.0	--	1
Naphthalene	ND		ug/m3	2.0	--	1
C9-C12 Aliphatics, Adjusted	140		ug/m3	14	--	1
C9-C10 Aromatics Total	69		ug/m3	10	--	1

Internal Standard	% Recovery	Qualifier	Acceptance Criteria
1,4-Difluorobenzene	71		50-200
Bromochloromethane	65		50-200
Chlorobenzene-d5	71		50-200

Project Name: CFI- FOREST DEP VI**Lab Number:** L1013606**Project Number:** 1047**Report Date:** 09/13/10**SAMPLE RESULTS**

Lab ID: L1013606-09
Client ID: SG-3D
Sample Location: 1336 FOREST AVE, PORTLAND, ME
Matrix: Soil_Vapor
Analytical Method: 96,APH
Analytical Date: 09/09/10 01:17
Analyst: AJ

Date Collected: 08/30/10 14:15
Date Received: 09/02/10
Field Prep: Not Specified

Quality Control Information

Sample Type: 200 ml/min Composite
Sample Container Type: Canister - 2.7 Liter
Sampling Flow Controller: Mechanical
Sampling Zone: Unknown
Sampling Flow Meter RPD of pre & post-sampling calibration check: <=20%
Were all QA/QC procedures REQUIRED by the method followed? Yes
Were all performance/acceptance standards for the required procedures achieved? Yes
Were significant modifications made to the method as specified in Sect 11.1.2? No

Parameter	Result	Qualifier	Units	RL	MDL	Dilution Factor
Petroleum Hydrocarbons in Air - Mansfield Lab						
1,3-Butadiene	ND		ug/m3	2.0	--	1
Methyl tert butyl ether	ND		ug/m3	2.0	--	1
Benzene	ND		ug/m3	2.0	--	1
Toluene	ND		ug/m3	2.0	--	1
C5-C8 Aliphatics, Adjusted	490		ug/m3	12	--	1
Ethylbenzene	ND		ug/m3	2.0	--	1
p/m-Xylene	ND		ug/m3	4.0	--	1
o-Xylene	ND		ug/m3	2.0	--	1
Naphthalene	ND		ug/m3	2.0	--	1
C9-C12 Aliphatics, Adjusted	ND		ug/m3	14	--	1
C9-C10 Aromatics Total	ND		ug/m3	10	--	1

Internal Standard	% Recovery	Qualifier	Acceptance Criteria
1,4-Difluorobenzene	66		50-200
Bromochloromethane	71		50-200
Chlorobenzene-d5	68		50-200

Project Name: CFI- FOREST DEP VI**Lab Number:** L1013606**Project Number:** 1047**Report Date:** 09/13/10**SAMPLE RESULTS**

Lab ID: L1013606-10
 Client ID: SG-3S
 Sample Location: 1336 FOREST AVE, PORTLAND, ME
 Matrix: Soil_Vapor
 Analytical Method: 96,APH
 Analytical Date: 09/09/10 01:55
 Analyst: AJ

Date Collected: 08/30/10 13:50
 Date Received: 09/02/10
 Field Prep: Not Specified

Quality Control Information

Sample Type: 200 ml/min Composite
 Sample Container Type: Canister - 2.7 Liter
 Sampling Flow Controller: Mechanical
 Sampling Zone: Unknown
 Sampling Flow Meter RPD of pre & post-sampling calibration check: <=20%
 Were all QA/QC procedures REQUIRED by the method followed? Yes
 Were all performance/acceptance standards for the required procedures achieved? Yes
 Were significant modifications made to the method as specified in Sect 11.1.2? No

Parameter	Result	Qualifier	Units	RL	MDL	Dilution Factor
Petroleum Hydrocarbons in Air - Mansfield Lab						
1,3-Butadiene	ND		ug/m3	2.0	--	1
Methyl tert butyl ether	ND		ug/m3	2.0	--	1
Benzene	ND		ug/m3	2.0	--	1
Toluene	ND		ug/m3	2.0	--	1
C5-C8 Aliphatics, Adjusted	46		ug/m3	12	--	1
Ethylbenzene	ND		ug/m3	2.0	--	1
p/m-Xylene	ND		ug/m3	4.0	--	1
o-Xylene	ND		ug/m3	2.0	--	1
Naphthalene	ND		ug/m3	2.0	--	1
C9-C12 Aliphatics, Adjusted	18		ug/m3	14	--	1
C9-C10 Aromatics Total	ND		ug/m3	10	--	1

Internal Standard	% Recovery	Qualifier	Acceptance Criteria
1,4-Difluorobenzene	67		50-200
Bromochloromethane	63		50-200
Chlorobenzene-d5	68		50-200

Project Name: CFI- FOREST DEP VI**Lab Number:** L1013606**Project Number:** 1047**Report Date:** 09/13/10**SAMPLE RESULTS**

Lab ID: L1013606-11
 Client ID: SG-8
 Sample Location: 1336 FOREST AVE, PORTLAND, ME
 Matrix: Soil_Vapor
 Analytical Method: 96,APH
 Analytical Date: 09/09/10 23:00
 Analyst: RY

Date Collected: 08/30/10 14:49
 Date Received: 09/02/10
 Field Prep: Not Specified

Quality Control Information

Sample Type: 200 ml/min Composite
 Sample Container Type: Canister - 2.7 Liter
 Sampling Flow Controller: Mechanical
 Sampling Zone: Unknown
 Sampling Flow Meter RPD of pre & post-sampling calibration check: <=20%
 Were all QA/QC procedures REQUIRED by the method followed? Yes
 Were all performance/acceptance standards for the required procedures achieved? Yes
 Were significant modifications made to the method as specified in Sect 11.1.2? No

Parameter	Result	Qualifier	Units	RL	MDL	Dilution Factor
Petroleum Hydrocarbons in Air - Mansfield Lab						
1,3-Butadiene	ND		ug/m3	2.0	--	1
Methyl tert butyl ether	ND		ug/m3	2.0	--	1
Benzene	ND		ug/m3	2.0	--	1
Toluene	5.3		ug/m3	2.0	--	1
C5-C8 Aliphatics, Adjusted	1400		ug/m3	12	--	1
Ethylbenzene	ND		ug/m3	2.0	--	1
p/m-Xylene	ND		ug/m3	4.0	--	1
o-Xylene	ND		ug/m3	2.0	--	1
Naphthalene	3.2		ug/m3	2.0	--	1
C9-C12 Aliphatics, Adjusted	560		ug/m3	14	--	1
C9-C10 Aromatics Total	56		ug/m3	10	--	1

Internal Standard	% Recovery	Qualifier	Acceptance Criteria
1,4-Difluorobenzene	108		50-200
Bromochloromethane	112		50-200
Chlorobenzene-d5	101		50-200

Project Name: CFI- FOREST DEP VI**Lab Number:** L1013606**Project Number:** 1047**Report Date:** 09/13/10**SAMPLE RESULTS**

Lab ID: L1013606-12
 Client ID: BD-10
 Sample Location: 1336 FOREST AVE, PORTLAND, ME
 Matrix: Soil_Vapor
 Analytical Method: 96,APH
 Analytical Date: 09/10/10 08:10
 Analyst: RY

Date Collected: 08/30/10 12:30
 Date Received: 09/02/10
 Field Prep: Not Specified

Quality Control Information

Sample Type: 200 ml/min Composite
 Sample Container Type: Canister - 2.7 Liter
 Sampling Flow Controller: Mechanical
 Sampling Zone: Unknown
 Sampling Flow Meter RPD of pre & post-sampling calibration check: <=20%
 Were all QA/QC procedures REQUIRED by the method followed? Yes
 Were all performance/acceptance standards for the required procedures achieved? Yes
 Were significant modifications made to the method as specified in Sect 11.1.2? No

Parameter	Result	Qualifier	Units	RL	MDL	Dilution Factor
Petroleum Hydrocarbons in Air - Mansfield Lab						
1,3-Butadiene	ND		ug/m3	2.0	--	1
Methyl tert butyl ether	3.0		ug/m3	2.0	--	1
Benzene	ND		ug/m3	2.0	--	1
Toluene	ND		ug/m3	2.0	--	1
C5-C8 Aliphatics, Adjusted	350		ug/m3	12	--	1
Ethylbenzene	ND		ug/m3	2.0	--	1
p/m-Xylene	ND		ug/m3	4.0	--	1
o-Xylene	ND		ug/m3	2.0	--	1
Naphthalene	ND		ug/m3	2.0	--	1
C9-C12 Aliphatics, Adjusted	1300		ug/m3	14	--	1
C9-C10 Aromatics Total	34		ug/m3	10	--	1

Internal Standard	% Recovery	Qualifier	Acceptance Criteria
1,4-Difluorobenzene	125		50-200
Bromochloromethane	131		50-200
Chlorobenzene-d5	105		50-200

Project Name: CFI- FOREST DEP VI
Project Number: 1047

Lab Number: L1013606
Report Date: 09/13/10

Method Blank Analysis
Batch Quality Control

Analytical Method: 96,APH
Analytical Date: 09/08/10 15:56
Analyst: AJ

Parameter	Result	Qualifier	Units	RL	MDL
Petroleum Hydrocarbons in Air - Mansfield Lab for sample(s): 01,03-05,07-10 Batch: WG431441-4					
1,3-Butadiene	ND		ug/m3	2.0	--
Methyl tert butyl ether	ND		ug/m3	2.0	--
Benzene	ND		ug/m3	2.0	--
Toluene	ND		ug/m3	2.0	--
C5-C8 Aliphatics, Adjusted	ND		ug/m3	12	--
Ethylbenzene	ND		ug/m3	2.0	--
p/m-Xylene	ND		ug/m3	4.0	--
o-Xylene	ND		ug/m3	2.0	--
Naphthalene	ND		ug/m3	2.0	--
C9-C12 Aliphatics, Adjusted	ND		ug/m3	14	--
C9-C10 Aromatics Total	ND		ug/m3	10	--

Project Name: CFI- FOREST DEP VI
Project Number: 1047

Lab Number: L1013606
Report Date: 09/13/10

Method Blank Analysis
Batch Quality Control

Analytical Method: 96,APH
Analytical Date: 09/09/10 16:21
Analyst: RY

Parameter	Result	Qualifier	Units	RL	MDL
Petroleum Hydrocarbons in Air - Mansfield Lab for sample(s): 02,06,11-12 Batch: WG431671-4					
1,3-Butadiene	ND		ug/m3	2.0	--
Methyl tert butyl ether	ND		ug/m3	2.0	--
Benzene	ND		ug/m3	2.0	--
Toluene	ND		ug/m3	2.0	--
C5-C8 Aliphatics, Adjusted	ND		ug/m3	12	--
Ethylbenzene	ND		ug/m3	2.0	--
p/m-Xylene	ND		ug/m3	4.0	--
o-Xylene	ND		ug/m3	2.0	--
Naphthalene	ND		ug/m3	2.0	--
C9-C12 Aliphatics, Adjusted	ND		ug/m3	14	--
C9-C10 Aromatics Total	ND		ug/m3	10	--

Lab Control Sample Analysis

Batch Quality Control

Project Name: CFI- FOREST DEP VI

Project Number: 1047

Lab Number: L1013606

Report Date: 09/13/10

Parameter	LCS		LCSD		%Recovery Limits	RPD	Qual	RPD Limits
	%Recovery	Qual	%Recovery	Qual				
Petroleum Hydrocarbons in Air - Mansfield Lab Associated sample(s): 01,03-05,07-10 Batch: WG431441-3								
1,3-Butadiene	75		-		70-130	-		
Methyl tert butyl ether	94		-		70-130	-		
Benzene	94		-		70-130	-		
Toluene	100		-		70-130	-		
C5-C8 Aliphatics, Adjusted	92		-		70-130	-		
Ethylbenzene	99		-		70-130	-		
p/m-Xylene	99		-		70-130	-		
o-Xylene	101		-		70-130	-		
Naphthalene	87		-		50-150	-		
C9-C12 Aliphatics, Adjusted	96		-		70-130	-		
C9-C10 Aromatics Total	90		-		70-130	-		

Lab Control Sample Analysis

Batch Quality Control

Project Name: CFI- FOREST DEP VI

Project Number: 1047

Lab Number: L1013606

Report Date: 09/13/10

Parameter	LCS		LCSD		%Recovery Limits	RPD	Qual	RPD Limits
	%Recovery	Qual	%Recovery	Qual				
Petroleum Hydrocarbons in Air - Mansfield Lab Associated sample(s): 02,06,11-12 Batch: WG431671-3								
1,3-Butadiene	90		-		70-130	-		
Methyl tert butyl ether	100		-		70-130	-		
Benzene	94		-		70-130	-		
Toluene	108		-		70-130	-		
C5-C8 Aliphatics, Adjusted	103		-		70-130	-		
Ethylbenzene	108		-		70-130	-		
p/m-Xylene	108		-		70-130	-		
o-Xylene	109		-		70-130	-		
Naphthalene	130		-		50-150	-		
C9-C12 Aliphatics, Adjusted	116		-		70-130	-		
C9-C10 Aromatics Total	99		-		70-130	-		

Lab Duplicate Analysis

Batch Quality Control

Project Name: CFI- FOREST DEP VI
Project Number: 1047

Lab Number: L1013606
Report Date: 09/13/10

Parameter	Native Sample	Duplicate Sample	Units	RPD	Qual	RPD Limits
Petroleum Hydrocarbons in Air - Mansfield Lab Associated sample(s): 01,03-05,07-10 QC Batch ID: WG431441-5 QC Sample: L1013606-01 Client ID: SG-7D						
1,3-Butadiene	ND	ND	ug/m3	NC		30
Methyl tert butyl ether	ND	ND	ug/m3	NC		30
Benzene	ND	ND	ug/m3	NC		30
Toluene	5.0	4.5	ug/m3	11		30
C5-C8 Aliphatics, Adjusted	270	290	ug/m3	7		30
Ethylbenzene	4.9	4.8	ug/m3	2		30
p/m-Xylene	6.8	6.8	ug/m3	0		30
o-Xylene	34	36	ug/m3	6		30
Naphthalene	ND	ND	ug/m3	NC		30
C9-C12 Aliphatics, Adjusted	710	730	ug/m3	3		30
C9-C10 Aromatics Total	1200	1300	ug/m3	8		30

Lab Duplicate Analysis

Batch Quality Control

Project Name: CFI- FOREST DEP VI

Project Number: 1047

Lab Number: L1013606

Report Date: 09/13/10

Parameter	Native Sample	Duplicate Sample	Units	RPD	RPD Limits
Petroleum Hydrocarbons in Air - Mansfield Lab Associated sample(s): 02,06,11-12 QC Batch ID: WG431671-5 QC Sample: L1013606-02 Client ID: SG-6D					
1,3-Butadiene	ND	ND	ug/m3	NC	30
Methyl tert butyl ether	ND	ND	ug/m3	NC	30
Benzene	ND	ND	ug/m3	NC	30
Toluene	2.5	2.4	ug/m3	4	30
C5-C8 Aliphatics, Adjusted	95	96	ug/m3	1	30
Ethylbenzene	ND	ND	ug/m3	NC	30
p/m-Xylene	ND	ND	ug/m3	NC	30
o-Xylene	ND	ND	ug/m3	NC	30
Naphthalene	2.2	2.3	ug/m3	4	30
C9-C12 Aliphatics, Adjusted	59	62	ug/m3	5	30
C9-C10 Aromatics Total	ND	ND	ug/m3	NC	30

Canister and Flow Controller Information

Samplenum	Client ID	Media ID	Media Type	Cleaning Batch ID	Initial Pressure (in. Hg)	Pressure on Receipt (in. Hg)	Flow Out mL/min	Flow In mL/min	% RSD
L1013606-01	SG-7D	0429	#90 SV		-	-	200	200	0
L1013606-01	SG-7D	355	2.7L Can	L1012544	-28.9	-2.6	-	-	-
L1013606-02	SG-6D	0088	#90 SV		-	-	200	206	3
L1013606-02	SG-6D	373	2.7L Can	L1012544	-28.9	-2.7	-	-	-
L1013606-03	SG-7S	0448	#90 SV		-	-	200	204	2
L1013606-03	SG-7S	329	2.7L Can	L1012544	-29.5	-3.2	-	-	-
L1013606-04	SG-4S	0003	#90 SV		-	-	200	199	1
L1013606-04	SG-4S	516	2.7L Can	L1012727	-29.5	-2.1	-	-	-
L1013606-05	SG-1S	0023	#90 SV		-	-	200	200	0
L1013606-05	SG-1S	234	2.7L Can	L1012727	-29.5	-2.3	-	-	-
L1013606-06	SG-1D	448	2.7L Can	L1012727	-29.5	-3.3	-	-	-
L1013606-07	SG-2D	0067	#90 SV		-	-	200	200	0
L1013606-07	SG-2D	1743	2.7L Can	L1012544	-29.5	-3.4	-	-	-
L1013606-08	SG-2S	0358	#16 AMB		-	-	200	204	2
L1013606-08	SG-2S	195	2.7L Can	L1012544	-29.5	-5.5	-	-	-
L1013606-09	SG-3D	0443	#16 AMB		-	-	200	205	2
L1013606-09	SG-3D	238	2.7L Can	L1012544	-29.5	-2.8	-	-	-



Project Name: CFI- FOREST DEP VI

Project Number: 1047

Serial_No:09131018:17
Lab Number: L1013606

Report Date: 09/13/10

Canister and Flow Controller Information

Samplenum	Client ID	Media ID	Media Type	Cleaning Batch ID	Initial Pressure (in. Hg)	Pressure on Receipt (in. Hg)	Flow Out mL/min	Flow In mL/min	% RSD
L1013606-10	SG-3S	0048	#90 SV		-	-	200	209	4
L1013606-10	SG-3S	376	2.7L Can	L1012544	-29.5	-6.0	-	-	-
L1013606-11	SG-8	0445	#90 SV		-	-	200	200	0
L1013606-11	SG-8	400	2.7L Can	L1012544	-29.5	-3.6	-	-	-
L1013606-12	BD-10	0155	#90 SV		-	-	200	200	0
L1013606-12	BD-10	382	2.7L Can	L1012544	-29.5	-1.5	-	-	-



Project Name: BATCH CANISTER CERTIFICATION**Lab Number:** L1012544**Project Number:** CANISTER QC BAT**Report Date:** 09/13/10**Air Canister Certification Results**

Lab ID: L1012544-01
 Client ID: CAN 487 SHELF 1
 Sample Location:
 Matrix: Air
 Analytical Method: 48,TO-15
 Analytical Date: 08/19/10 18:20
 Analyst: RY

Date Collected: 08/13/10 00:00
 Date Received: 08/13/10
 Field Prep: Not Specified

Parameter	ppbV			ug/m3			Qualifier	Dilution Factor
	Results	RL	MDL	Results	RL	MDL		
Volatile Organics in Air (Low Level) - Mansfield Lab								
Chlorodifluoromethane	ND	0.200	--	ND	0.707	--		1
Propylene	ND	0.200	--	ND	0.344	--		1
Propane	ND	0.200	--	ND	0.606	--		1
Dichlorodifluoromethane	ND	0.200	--	ND	0.988	--		1
Chloromethane	ND	0.200	--	ND	0.413	--		1
Freon-114	ND	0.200	--	ND	1.40	--		1
Methanol	ND	5.00	--	ND	6.55	--		1
Vinyl chloride	ND	0.200	--	ND	0.511	--		1
1,3-Butadiene	ND	0.200	--	ND	0.442	--		1
Butane	ND	0.200	--	ND	0.475	--		1
Bromomethane	ND	0.200	--	ND	0.776	--		1
Chloroethane	ND	0.200	--	ND	0.527	--		1
Ethanol	ND	2.50	--	ND	4.71	--		1
Dichlorofluoromethane	ND	0.200	--	ND	0.841	--		1
Vinyl bromide	ND	0.200	--	ND	0.874	--		1
Acrolein	ND	0.500	--	ND	1.14	--		1
Acetone	ND	1.00	--	ND	2.37	--		1
Acetonitrile	ND	0.200	--	ND	0.336	--		1
Trichlorofluoromethane	ND	0.200	--	ND	1.12	--		1
Isopropanol	ND	0.500	--	ND	1.23	--		1
Acrylonitrile	ND	0.200	--	ND	0.434	--		1
Pentane	ND	0.200	--	ND	0.590	--		1
Ethyl ether	ND	0.200	--	ND	0.606	--		1
1,1-Dichloroethene	ND	0.200	--	ND	0.792	--		1
Tertiary butyl Alcohol	ND	0.500	--	ND	1.52	--		1



Project Name: BATCH CANISTER CERTIFICATION**Lab Number:** L1012544**Project Number:** CANISTER QC BAT**Report Date:** 09/13/10**Air Canister Certification Results**

Lab ID: L1012544-01

Date Collected: 08/13/10 00:00

Client ID: CAN 487 SHELF 1

Date Received: 08/13/10

Sample Location:

Field Prep: Not Specified

Parameter	ppbV			ug/m3			Qualifier	Dilution Factor
	Results	RL	MDL	Results	RL	MDL		
Volatile Organics in Air (Low Level) - Mansfield Lab								
Methylene chloride	ND	1.00	--	ND	3.47	--		1
3-Chloropropene	ND	0.200	--	ND	0.626	--		1
Carbon disulfide	ND	0.200	--	ND	0.622	--		1
Freon-113	ND	0.200	--	ND	1.53	--		1
trans-1,2-Dichloroethene	ND	0.200	--	ND	0.792	--		1
1,1-Dichloroethane	ND	0.200	--	ND	0.809	--		1
Methyl tert butyl ether	ND	0.200	--	ND	0.720	--		1
Vinyl acetate	ND	0.200	--	ND	0.704	--		1
2-Butanone	ND	0.200	--	ND	0.589	--		1
cis-1,2-Dichloroethene	ND	0.200	--	ND	0.792	--		1
Ethyl Acetate	ND	0.500	--	ND	1.80	--		1
Chloroform	ND	0.200	--	ND	0.976	--		1
Tetrahydrofuran	ND	0.200	--	ND	0.589	--		1
2,2-Dichloropropane	ND	0.200	--	ND	0.923	--		1
1,2-Dichloroethane	ND	0.200	--	ND	0.809	--		1
n-Hexane	ND	0.200	--	ND	0.704	--		1
Diisopropyl ether	ND	0.200	--	ND	0.835	--		1
tert-Butyl Ethyl Ether	ND	0.200	--	ND	0.835	--		1
1,1,1-Trichloroethane	ND	0.200	--	ND	1.09	--		1
1,1-Dichloropropene	ND	0.200	--	ND	0.907	--		1
Benzene	ND	0.200	--	ND	0.638	--		1
Carbon tetrachloride	ND	0.200	--	ND	1.26	--		1
Cyclohexane	ND	0.200	--	ND	0.688	--		1
tert-Amyl Methyl Ether	ND	0.200	--	ND	0.835	--		1
Dibromomethane	ND	0.200	--	ND	1.42	--		1
1,2-Dichloropropane	ND	0.200	--	ND	0.924	--		1
Bromodichloromethane	ND	0.200	--	ND	1.34	--		1
1,4-Dioxane	ND	0.200	--	ND	0.720	--		1



Project Name: BATCH CANISTER CERTIFICATION**Lab Number:** L1012544**Project Number:** CANISTER QC BAT**Report Date:** 09/13/10**Air Canister Certification Results**

Lab ID: L1012544-01

Date Collected: 08/13/10 00:00

Client ID: CAN 487 SHELF 1

Date Received: 08/13/10

Sample Location:

Field Prep: Not Specified

Parameter	ppbV			ug/m3			Qualifier	Dilution Factor
	Results	RL	MDL	Results	RL	MDL		
Volatile Organics in Air (Low Level) - Mansfield Lab								
Trichloroethene	ND	0.200	--	ND	1.07	--		1
2,2,4-Trimethylpentane	ND	0.200	--	ND	0.934	--		1
Heptane	ND	0.200	--	ND	0.819	--		1
2,4,4-trimethyl-1-pentene	ND	0.500	--	ND	2.29	--		1
cis-1,3-Dichloropropene	ND	0.200	--	ND	0.907	--		1
4-Methyl-2-pentanone	ND	0.200	--	ND	0.819	--		1
2,4,4-trimethyl-2-pentene	ND	0.500	--	ND	2.29	--		1
trans-1,3-Dichloropropene	ND	0.200	--	ND	0.907	--		1
1,1,2-Trichloroethane	ND	0.200	--	ND	1.09	--		1
Toluene	ND	0.200	--	ND	0.753	--		1
1,3-Dichloropropane	ND	0.200	--	ND	0.923	--		1
2-Hexanone	ND	0.200	--	ND	0.819	--		1
Dibromochloromethane	ND	0.200	--	ND	1.70	--		1
1,2-Dibromoethane	ND	0.200	--	ND	1.54	--		1
Butyl acetate	ND	0.500	--	ND	2.37	--		1
Octane	ND	0.200	--	ND	0.934	--		1
Tetrachloroethene	ND	0.200	--	ND	1.36	--		1
1,1,1,2-Tetrachloroethane	ND	0.200	--	ND	1.37	--		1
Chlorobenzene	ND	0.200	--	ND	0.920	--		1
Ethylbenzene	ND	0.200	--	ND	0.868	--		1
p/m-Xylene	ND	0.400	--	ND	1.74	--		1
Bromoform	ND	0.200	--	ND	2.06	--		1
Styrene	ND	0.200	--	ND	0.851	--		1
1,1,2,2-Tetrachloroethane	ND	0.200	--	ND	1.37	--		1
o-Xylene	ND	0.200	--	ND	0.868	--		1
1,2,3-Trichloropropane	ND	0.200	--	ND	1.20	--		1
Nonane	ND	0.200	--	ND	1.05	--		1
Isopropylbenzene	ND	0.200	--	ND	0.982	--		1



Project Name: BATCH CANISTER CERTIFICATION**Lab Number:** L1012544**Project Number:** CANISTER QC BAT**Report Date:** 09/13/10**Air Canister Certification Results**

Lab ID: L1012544-01

Date Collected: 08/13/10 00:00

Client ID: CAN 487 SHELF 1

Date Received: 08/13/10

Sample Location:

Field Prep: Not Specified

Parameter	ppbV			ug/m3			Qualifier	Dilution Factor
	Results	RL	MDL	Results	RL	MDL		
Volatile Organics in Air (Low Level) - Mansfield Lab								
Bromobenzene	ND	0.200	--	ND	1.28	--		1
2-Chlorotoluene	ND	0.200	--	ND	1.03	--		1
n-Propylbenzene	ND	0.200	--	ND	0.982	--		1
4-Chlorotoluene	ND	0.200	--	ND	1.03	--		1
4-Ethyltoluene	ND	0.200	--	ND	0.982	--		1
1,3,5-Trimethylbenzene	ND	0.200	--	ND	0.982	--		1
tert-Butylbenzene	ND	0.200	--	ND	1.10	--		1
1,2,4-Trimethylbenzene	ND	0.200	--	ND	0.982	--		1
Decane	ND	0.200	--	ND	1.16	--		1
Benzyl chloride	ND	0.200	--	ND	1.03	--		1
1,3-Dichlorobenzene	ND	0.200	--	ND	1.20	--		1
1,4-Dichlorobenzene	ND	0.200	--	ND	1.20	--		1
sec-Butylbenzene	ND	0.200	--	ND	1.10	--		1
p-Isopropyltoluene	ND	0.200	--	ND	1.10	--		1
1,2-Dichlorobenzene	ND	0.200	--	ND	1.20	--		1
n-Butylbenzene	ND	0.200	--	ND	1.10	--		1
1,2-Dibromo-3-chloropropane	ND	0.200	--	ND	1.93	--		1
Undecane	ND	0.200	--	ND	1.28	--		1
Dodecane	ND	0.200	--	ND	1.39	--		1
1,2,4-Trichlorobenzene	ND	0.200	--	ND	1.48	--		1
Naphthalene	ND	0.200	--	ND	1.05	--		1
1,2,3-Trichlorobenzene	ND	0.200	--	ND	1.48	--		1
Hexachlorobutadiene	ND	0.200	--	ND	2.13	--		1



Project Name: BATCH CANISTER CERTIFICATION**Lab Number:** L1012544**Project Number:** CANISTER QC BAT**Report Date:** 09/13/10**Air Canister Certification Results**

Lab ID: L1012544-01

Date Collected: 08/13/10 00:00

Client ID: CAN 487 SHELF 1

Date Received: 08/13/10

Sample Location:

Field Prep: Not Specified

Parameter	ppbV			ug/m3			Qualifier	Dilution Factor
	Results	RL	MDL	Results	RL	MDL		
Volatile Organics in Air (Low Level) - Mansfield Lab								

Internal Standard	% Recovery	Qualifier	Acceptance Criteria
1,4-Difluorobenzene	93		60-140
Bromochloromethane	104		60-140
chlorobenzene-d5	101		60-140



Project Name: BATCH CANISTER CERTIFICATION**Lab Number:** L1012544**Project Number:** CANISTER QC BAT**Report Date:** 09/13/10**Air Canister Certification Results**

Lab ID: L1012544-01
 Client ID: CAN 487 SHELF 1
 Sample Location:
 Matrix: Air
 Analytical Method: 48,TO-15-SIM
 Analytical Date: 08/19/10 18:20
 Analyst: RY

Date Collected: 08/13/10 00:00
 Date Received: 08/13/10
 Field Prep: Not Specified

Parameter	ppbV			ug/m3			Qualifier	Dilution Factor
	Results	RL	MDL	Results	RL	MDL		
Volatile Organics in Air by SIM - Mansfield Lab								
Dichlorodifluoromethane	ND	0.050	--	ND	0.247	--		1
Chloromethane	ND	0.500	--	ND	1.03	--		1
Freon-114	ND	0.050	--	ND	0.349	--		1
Vinyl chloride	ND	0.020	--	ND	0.051	--		1
1,3-Butadiene	ND	0.020	--	ND	0.044	--		1
Bromomethane	ND	0.020	--	ND	0.078	--		1
Chloroethane	ND	0.020	--	ND	0.053	--		1
Acetone	ND	2.00	--	ND	4.75	--		1
Trichlorofluoromethane	ND	0.050	--	ND	0.281	--		1
Acrylonitrile	ND	0.500	--	ND	1.08	--		1
1,1-Dichloroethene	ND	0.020	--	ND	0.079	--		1
Methylene chloride	ND	1.00	--	ND	3.47	--		1
Freon-113	ND	0.050	--	ND	0.383	--		1
Halothane	ND	0.050	--	ND	0.403	--		1
trans-1,2-Dichloroethene	ND	0.020	--	ND	0.079	--		1
1,1-Dichloroethane	ND	0.020	--	ND	0.081	--		1
Methyl tert butyl ether	ND	0.020	--	ND	0.072	--		1
2-Butanone	ND	0.500	--	ND	1.47	--		1
cis-1,2-Dichloroethene	ND	0.020	--	ND	0.079	--		1
Chloroform	ND	0.020	--	ND	0.098	--		1
1,2-Dichloroethane	ND	0.020	--	ND	0.081	--		1
1,1,1-Trichloroethane	ND	0.020	--	ND	0.109	--		1
Benzene	ND	0.100	--	ND	0.319	--		1
Carbon tetrachloride	ND	0.020	--	ND	0.126	--		1
1,2-Dichloropropane	ND	0.020	--	ND	0.092	--		1



Project Name: BATCH CANISTER CERTIFICATION**Lab Number:** L1012544**Project Number:** CANISTER QC BAT**Report Date:** 09/13/10**Air Canister Certification Results**

Lab ID: L1012544-01

Date Collected: 08/13/10 00:00

Client ID: CAN 487 SHELF 1

Date Received: 08/13/10

Sample Location:

Field Prep: Not Specified

Parameter	ppbV			ug/m3			Qualifier	Dilution Factor
	Results	RL	MDL	Results	RL	MDL		
Volatile Organics in Air by SIM - Mansfield Lab								
Bromodichloromethane	ND	0.020	--	ND	0.134	--		1
Trichloroethene	ND	0.020	--	ND	0.107	--		1
1,4-Dioxane	ND	0.100	--	ND	0.360	--		1
cis-1,3-Dichloropropene	ND	0.020	--	ND	0.091	--		1
4-Methyl-2-pentanone	ND	0.500	--	ND	2.05	--		1
trans-1,3-Dichloropropene	ND	0.020	--	ND	0.091	--		1
1,1,2-Trichloroethane	ND	0.020	--	ND	0.109	--		1
Toluene	ND	0.020	--	ND	0.075	--		1
Dibromochloromethane	ND	0.020	--	ND	0.170	--		1
1,2-Dibromoethane	ND	0.020	--	ND	0.154	--		1
Tetrachloroethene	ND	0.020	--	ND	0.136	--		1
1,1,1,2-Tetrachloroethane	ND	0.020	--	ND	0.137	--		1
Chlorobenzene	ND	0.020	--	ND	0.092	--		1
Ethylbenzene	ND	0.020	--	ND	0.087	--		1
p/m-Xylene	ND	0.040	--	ND	0.174	--		1
Bromoform	ND	0.020	--	ND	0.206	--		1
Styrene	ND	0.020	--	ND	0.085	--		1
1,1,2,2-Tetrachloroethane	ND	0.020	--	ND	0.137	--		1
o-Xylene	ND	0.020	--	ND	0.087	--		1
Isopropylbenzene	ND	0.500	--	ND	2.46	--		1
1,3,5-Trimethylbenzene	ND	0.020	--	ND	0.098	--		1
1,2,4-Trimethylbenzene	ND	0.020	--	ND	0.098	--		1
1,3-Dichlorobenzene	ND	0.020	--	ND	0.120	--		1
1,4-Dichlorobenzene	ND	0.020	--	ND	0.120	--		1
sec-Butylbenzene	ND	0.500	--	ND	2.74	--		1
p-Isopropyltoluene	ND	0.500	--	ND	2.74	--		1
1,2-Dichlorobenzene	ND	0.020	--	ND	0.120	--		1
n-Butylbenzene	ND	0.500	--	ND	2.74	--		1



Project Name: BATCH CANISTER CERTIFICATION**Lab Number:** L1012544**Project Number:** CANISTER QC BAT**Report Date:** 09/13/10**Air Canister Certification Results**

Lab ID: L1012544-01

Date Collected: 08/13/10 00:00

Client ID: CAN 487 SHELF 1

Date Received: 08/13/10

Sample Location:

Field Prep: Not Specified

Parameter	ppbV			ug/m3			Qualifier	Dilution Factor
	Results	RL	MDL	Results	RL	MDL		
Volatile Organics in Air by SIM - Mansfield Lab								
1,2,4-Trichlorobenzene	ND	0.050	--	ND	0.371	--		1
Naphthalene	ND	0.050	--	ND	0.262	--		1
1,2,3-Trichlorobenzene	ND	0.050	--	ND	0.371	--		1
Hexachlorobutadiene	ND	0.050	--	ND	0.533	--		1



Project Name: BATCH CANISTER CERTIFICATION**Lab Number:** L1012544**Project Number:** CANISTER QC BAT**Report Date:** 09/13/10**Air Canister Certification Results**

Lab ID: L1012544-01

Date Collected: 08/13/10 00:00

Client ID: CAN 487 SHELF 1

Date Received: 08/13/10

Sample Location:

Field Prep: Not Specified

Parameter	ppbV			ug/m3			Qualifier	Dilution Factor
	Results	RL	MDL	Results	RL	MDL		
Volatile Organics in Air by SIM - Mansfield Lab								

Internal Standard	% Recovery	Qualifier	Acceptance Criteria
1,4-difluorobenzene	90		60-140
bromochloromethane	101		60-140
chlorobenzene-d5	99		60-140



Project Name: BATCH CANISTER CERTIFICATION**Lab Number:** L1012727**Project Number:** CANISTER QC BAT**Report Date:** 09/13/10**Air Canister Certification Results**

Lab ID: L1012727-01
 Client ID: CAN 223 SHELF 2
 Sample Location:
 Matrix: Air
 Analytical Method: 48,TO-15
 Analytical Date: 08/19/10 20:12
 Analyst: RY

Date Collected: 08/18/10 00:00
 Date Received: 08/18/10
 Field Prep: Not Specified

Parameter	ppbV			ug/m3			Qualifier	Dilution Factor
	Results	RL	MDL	Results	RL	MDL		
Volatile Organics in Air (Low Level) - Mansfield Lab								
Chlorodifluoromethane	ND	0.200	--	ND	0.707	--		1
Propylene	ND	0.200	--	ND	0.344	--		1
Propane	ND	0.200	--	ND	0.606	--		1
Dichlorodifluoromethane	ND	0.200	--	ND	0.988	--		1
Chloromethane	ND	0.200	--	ND	0.413	--		1
Freon-114	ND	0.200	--	ND	1.40	--		1
Methanol	ND	5.00	--	ND	6.55	--		1
Vinyl chloride	ND	0.200	--	ND	0.511	--		1
1,3-Butadiene	ND	0.200	--	ND	0.442	--		1
Butane	ND	0.200	--	ND	0.475	--		1
Bromomethane	ND	0.200	--	ND	0.776	--		1
Chloroethane	ND	0.200	--	ND	0.527	--		1
Ethanol	ND	2.50	--	ND	4.71	--		1
Dichlorofluoromethane	ND	0.200	--	ND	0.841	--		1
Vinyl bromide	ND	0.200	--	ND	0.874	--		1
Acrolein	ND	0.500	--	ND	1.14	--		1
Acetone	ND	1.00	--	ND	2.37	--		1
Acetonitrile	ND	0.200	--	ND	0.336	--		1
Trichlorofluoromethane	ND	0.200	--	ND	1.12	--		1
Isopropanol	ND	0.500	--	ND	1.23	--		1
Acrylonitrile	ND	0.200	--	ND	0.434	--		1
Pentane	ND	0.200	--	ND	0.590	--		1
Ethyl ether	ND	0.200	--	ND	0.606	--		1
1,1-Dichloroethene	ND	0.200	--	ND	0.792	--		1
Tertiary butyl Alcohol	ND	0.500	--	ND	1.52	--		1



Project Name: BATCH CANISTER CERTIFICATION**Lab Number:** L1012727**Project Number:** CANISTER QC BAT**Report Date:** 09/13/10**Air Canister Certification Results**

Lab ID: L1012727-01

Date Collected: 08/18/10 00:00

Client ID: CAN 223 SHELF 2

Date Received: 08/18/10

Sample Location:

Field Prep: Not Specified

Parameter	ppbV			ug/m3			Qualifier	Dilution Factor
	Results	RL	MDL	Results	RL	MDL		
Volatile Organics in Air (Low Level) - Mansfield Lab								
Methylene chloride	ND	1.00	--	ND	3.47	--		1
3-Chloropropene	ND	0.200	--	ND	0.626	--		1
Carbon disulfide	ND	0.200	--	ND	0.622	--		1
Freon-113	ND	0.200	--	ND	1.53	--		1
trans-1,2-Dichloroethene	ND	0.200	--	ND	0.792	--		1
1,1-Dichloroethane	ND	0.200	--	ND	0.809	--		1
Methyl tert butyl ether	ND	0.200	--	ND	0.720	--		1
Vinyl acetate	ND	0.200	--	ND	0.704	--		1
2-Butanone	ND	0.200	--	ND	0.589	--		1
cis-1,2-Dichloroethene	ND	0.200	--	ND	0.792	--		1
Ethyl Acetate	ND	0.500	--	ND	1.80	--		1
Chloroform	ND	0.200	--	ND	0.976	--		1
Tetrahydrofuran	ND	0.200	--	ND	0.589	--		1
2,2-Dichloropropane	ND	0.200	--	ND	0.923	--		1
1,2-Dichloroethane	ND	0.200	--	ND	0.809	--		1
n-Hexane	ND	0.200	--	ND	0.704	--		1
Diisopropyl ether	ND	0.200	--	ND	0.835	--		1
tert-Butyl Ethyl Ether	ND	0.200	--	ND	0.835	--		1
1,1,1-Trichloroethane	ND	0.200	--	ND	1.09	--		1
1,1-Dichloropropene	ND	0.200	--	ND	0.907	--		1
Benzene	ND	0.200	--	ND	0.638	--		1
Carbon tetrachloride	ND	0.200	--	ND	1.26	--		1
Cyclohexane	ND	0.200	--	ND	0.688	--		1
tert-Amyl Methyl Ether	ND	0.200	--	ND	0.835	--		1
Dibromomethane	ND	0.200	--	ND	1.42	--		1
1,2-Dichloropropane	ND	0.200	--	ND	0.924	--		1
Bromodichloromethane	ND	0.200	--	ND	1.34	--		1
1,4-Dioxane	ND	0.200	--	ND	0.720	--		1



Project Name: BATCH CANISTER CERTIFICATION**Lab Number:** L1012727**Project Number:** CANISTER QC BAT**Report Date:** 09/13/10**Air Canister Certification Results**

Lab ID: L1012727-01

Date Collected: 08/18/10 00:00

Client ID: CAN 223 SHELF 2

Date Received: 08/18/10

Sample Location:

Field Prep: Not Specified

Parameter	ppbV			ug/m3			Qualifier	Dilution Factor
	Results	RL	MDL	Results	RL	MDL		
Volatile Organics in Air (Low Level) - Mansfield Lab								
Trichloroethene	ND	0.200	--	ND	1.07	--		1
2,2,4-Trimethylpentane	ND	0.200	--	ND	0.934	--		1
Heptane	ND	0.200	--	ND	0.819	--		1
2,4,4-trimethyl-1-pentene	ND	0.500	--	ND	2.29	--		1
cis-1,3-Dichloropropene	ND	0.200	--	ND	0.907	--		1
4-Methyl-2-pentanone	ND	0.200	--	ND	0.819	--		1
2,4,4-trimethyl-2-pentene	ND	0.500	--	ND	2.29	--		1
trans-1,3-Dichloropropene	ND	0.200	--	ND	0.907	--		1
1,1,2-Trichloroethane	ND	0.200	--	ND	1.09	--		1
Toluene	ND	0.200	--	ND	0.753	--		1
1,3-Dichloropropane	ND	0.200	--	ND	0.923	--		1
2-Hexanone	ND	0.200	--	ND	0.819	--		1
Dibromochloromethane	ND	0.200	--	ND	1.70	--		1
1,2-Dibromoethane	ND	0.200	--	ND	1.54	--		1
Butyl acetate	ND	0.500	--	ND	2.37	--		1
Octane	ND	0.200	--	ND	0.934	--		1
Tetrachloroethene	ND	0.200	--	ND	1.36	--		1
1,1,1,2-Tetrachloroethane	ND	0.200	--	ND	1.37	--		1
Chlorobenzene	ND	0.200	--	ND	0.920	--		1
Ethylbenzene	ND	0.200	--	ND	0.868	--		1
p/m-Xylene	ND	0.400	--	ND	1.74	--		1
Bromoform	ND	0.200	--	ND	2.06	--		1
Styrene	ND	0.200	--	ND	0.851	--		1
1,1,2,2-Tetrachloroethane	ND	0.200	--	ND	1.37	--		1
o-Xylene	ND	0.200	--	ND	0.868	--		1
1,2,3-Trichloropropane	ND	0.200	--	ND	1.20	--		1
Nonane	ND	0.200	--	ND	1.05	--		1
Isopropylbenzene	ND	0.200	--	ND	0.982	--		1



Project Name: BATCH CANISTER CERTIFICATION**Lab Number:** L1012727**Project Number:** CANISTER QC BAT**Report Date:** 09/13/10**Air Canister Certification Results**

Lab ID: L1012727-01

Date Collected: 08/18/10 00:00

Client ID: CAN 223 SHELF 2

Date Received: 08/18/10

Sample Location:

Field Prep: Not Specified

Parameter	ppbV			ug/m3			Qualifier	Dilution Factor
	Results	RL	MDL	Results	RL	MDL		
Volatile Organics in Air (Low Level) - Mansfield Lab								
Bromobenzene	ND	0.200	--	ND	1.28	--		1
2-Chlorotoluene	ND	0.200	--	ND	1.03	--		1
n-Propylbenzene	ND	0.200	--	ND	0.982	--		1
4-Chlorotoluene	ND	0.200	--	ND	1.03	--		1
4-Ethyltoluene	ND	0.200	--	ND	0.982	--		1
1,3,5-Trimethylbenzene	ND	0.200	--	ND	0.982	--		1
tert-Butylbenzene	ND	0.200	--	ND	1.10	--		1
1,2,4-Trimethylbenzene	ND	0.200	--	ND	0.982	--		1
Decane	ND	0.200	--	ND	1.16	--		1
Benzyl chloride	ND	0.200	--	ND	1.03	--		1
1,3-Dichlorobenzene	ND	0.200	--	ND	1.20	--		1
1,4-Dichlorobenzene	ND	0.200	--	ND	1.20	--		1
sec-Butylbenzene	ND	0.200	--	ND	1.10	--		1
p-Isopropyltoluene	ND	0.200	--	ND	1.10	--		1
1,2-Dichlorobenzene	ND	0.200	--	ND	1.20	--		1
n-Butylbenzene	ND	0.200	--	ND	1.10	--		1
1,2-Dibromo-3-chloropropane	ND	0.200	--	ND	1.93	--		1
Undecane	ND	0.200	--	ND	1.28	--		1
Dodecane	ND	0.200	--	ND	1.39	--		1
1,2,4-Trichlorobenzene	ND	0.200	--	ND	1.48	--		1
Naphthalene	ND	0.200	--	ND	1.05	--		1
1,2,3-Trichlorobenzene	ND	0.200	--	ND	1.48	--		1
Hexachlorobutadiene	ND	0.200	--	ND	2.13	--		1



Project Name: BATCH CANISTER CERTIFICATION**Lab Number:** L1012727**Project Number:** CANISTER QC BAT**Report Date:** 09/13/10**Air Canister Certification Results**

Lab ID: L1012727-01

Date Collected: 08/18/10 00:00

Client ID: CAN 223 SHELF 2

Date Received: 08/18/10

Sample Location:

Field Prep: Not Specified

Parameter	ppbV			ug/m3			Qualifier	Dilution Factor
	Results	RL	MDL	Results	RL	MDL		
Volatile Organics in Air (Low Level) - Mansfield Lab								

Internal Standard	% Recovery	Qualifier	Acceptance Criteria
1,4-Difluorobenzene	106		60-140
Bromochloromethane	113		60-140
chlorobenzene-d5	110		60-140



Project Name: BATCH CANISTER CERTIFICATION**Lab Number:** L1012727**Project Number:** CANISTER QC BAT**Report Date:** 09/13/10**Air Canister Certification Results**

Lab ID: L1012727-01
 Client ID: CAN 223 SHELF 2
 Sample Location:
 Matrix: Air
 Analytical Method: 48,TO-15-SIM
 Analytical Date: 08/19/10 20:12
 Analyst: RY

Date Collected: 08/18/10 00:00
 Date Received: 08/18/10
 Field Prep: Not Specified

Parameter	ppbV			ug/m3			Qualifier	Dilution Factor
	Results	RL	MDL	Results	RL	MDL		
Volatile Organics in Air by SIM - Mansfield Lab								
Dichlorodifluoromethane	ND	0.050	--	ND	0.247	--		1
Chloromethane	ND	0.500	--	ND	1.03	--		1
Freon-114	ND	0.050	--	ND	0.349	--		1
Vinyl chloride	ND	0.020	--	ND	0.051	--		1
1,3-Butadiene	ND	0.020	--	ND	0.044	--		1
Bromomethane	ND	0.020	--	ND	0.078	--		1
Chloroethane	ND	0.020	--	ND	0.053	--		1
Acetone	ND	2.00	--	ND	4.75	--		1
Trichlorofluoromethane	ND	0.050	--	ND	0.281	--		1
Acrylonitrile	ND	0.500	--	ND	1.08	--		1
1,1-Dichloroethene	ND	0.020	--	ND	0.079	--		1
Methylene chloride	ND	1.00	--	ND	3.47	--		1
Freon-113	ND	0.050	--	ND	0.383	--		1
Halothane	ND	0.050	--	ND	0.403	--		1
trans-1,2-Dichloroethene	ND	0.020	--	ND	0.079	--		1
1,1-Dichloroethane	ND	0.020	--	ND	0.081	--		1
Methyl tert butyl ether	ND	0.020	--	ND	0.072	--		1
2-Butanone	ND	0.500	--	ND	1.47	--		1
cis-1,2-Dichloroethene	ND	0.020	--	ND	0.079	--		1
Chloroform	ND	0.020	--	ND	0.098	--		1
1,2-Dichloroethane	ND	0.020	--	ND	0.081	--		1
1,1,1-Trichloroethane	ND	0.020	--	ND	0.109	--		1
Benzene	ND	0.100	--	ND	0.319	--		1
Carbon tetrachloride	ND	0.020	--	ND	0.126	--		1
1,2-Dichloropropane	ND	0.020	--	ND	0.092	--		1



Project Name: BATCH CANISTER CERTIFICATION**Lab Number:** L1012727**Project Number:** CANISTER QC BAT**Report Date:** 09/13/10**Air Canister Certification Results**

Lab ID: L1012727-01

Date Collected: 08/18/10 00:00

Client ID: CAN 223 SHELF 2

Date Received: 08/18/10

Sample Location:

Field Prep: Not Specified

Parameter	ppbV			ug/m3			Qualifier	Dilution Factor
	Results	RL	MDL	Results	RL	MDL		
Volatile Organics in Air by SIM - Mansfield Lab								
Bromodichloromethane	ND	0.020	--	ND	0.134	--		1
Trichloroethene	ND	0.020	--	ND	0.107	--		1
1,4-Dioxane	ND	0.100	--	ND	0.360	--		1
cis-1,3-Dichloropropene	ND	0.020	--	ND	0.091	--		1
4-Methyl-2-pentanone	ND	0.500	--	ND	2.05	--		1
trans-1,3-Dichloropropene	ND	0.020	--	ND	0.091	--		1
1,1,2-Trichloroethane	ND	0.020	--	ND	0.109	--		1
Toluene	ND	0.020	--	ND	0.075	--		1
Dibromochloromethane	ND	0.020	--	ND	0.170	--		1
1,2-Dibromoethane	ND	0.020	--	ND	0.154	--		1
Tetrachloroethene	ND	0.020	--	ND	0.136	--		1
1,1,1,2-Tetrachloroethane	ND	0.020	--	ND	0.137	--		1
Chlorobenzene	ND	0.020	--	ND	0.092	--		1
Ethylbenzene	ND	0.020	--	ND	0.087	--		1
p/m-Xylene	ND	0.040	--	ND	0.174	--		1
Bromoform	ND	0.020	--	ND	0.206	--		1
Styrene	ND	0.020	--	ND	0.085	--		1
1,1,2,2-Tetrachloroethane	ND	0.020	--	ND	0.137	--		1
o-Xylene	ND	0.020	--	ND	0.087	--		1
Isopropylbenzene	ND	0.500	--	ND	2.46	--		1
1,3,5-Trimethylbenzene	ND	0.020	--	ND	0.098	--		1
1,2,4-Trimethylbenzene	ND	0.020	--	ND	0.098	--		1
1,3-Dichlorobenzene	ND	0.020	--	ND	0.120	--		1
1,4-Dichlorobenzene	ND	0.020	--	ND	0.120	--		1
sec-Butylbenzene	ND	0.500	--	ND	2.74	--		1
p-Isopropyltoluene	ND	0.500	--	ND	2.74	--		1
1,2-Dichlorobenzene	ND	0.020	--	ND	0.120	--		1
n-Butylbenzene	ND	0.500	--	ND	2.74	--		1



Project Name: BATCH CANISTER CERTIFICATION**Lab Number:** L1012727**Project Number:** CANISTER QC BAT**Report Date:** 09/13/10**Air Canister Certification Results**

Lab ID: L1012727-01

Date Collected: 08/18/10 00:00

Client ID: CAN 223 SHELF 2

Date Received: 08/18/10

Sample Location:

Field Prep: Not Specified

Parameter	ppbV			ug/m3			Qualifier	Dilution Factor
	Results	RL	MDL	Results	RL	MDL		
Volatile Organics in Air by SIM - Mansfield Lab								
1,2,4-Trichlorobenzene	ND	0.050	--	ND	0.371	--		1
Naphthalene	ND	0.050	--	ND	0.262	--		1
1,2,3-Trichlorobenzene	ND	0.050	--	ND	0.371	--		1
Hexachlorobutadiene	ND	0.050	--	ND	0.533	--		1



Project Name: BATCH CANISTER CERTIFICATION**Lab Number:** L1012727**Project Number:** CANISTER QC BAT**Report Date:** 09/13/10**Air Canister Certification Results**

Lab ID: L1012727-01

Date Collected: 08/18/10 00:00

Client ID: CAN 223 SHELF 2

Date Received: 08/18/10

Sample Location:

Field Prep: Not Specified

Parameter	ppbV			ug/m3			Qualifier	Dilution Factor
	Results	RL	MDL	Results	RL	MDL		
Volatile Organics in Air by SIM - Mansfield Lab								

Internal Standard	% Recovery	Qualifier	Acceptance Criteria
1,4-difluorobenzene	105		60-140
bromochloromethane	112		60-140
chlorobenzene-d5	109		60-140



Project Name: BATCH CANISTER CERTIFICATION**Lab Number:** L1012544**Project Number:** CANISTER QC BAT**Report Date:** 09/13/10**AIR CAN CERTIFICATION RESULTS**

Lab ID: L1012544-01
Client ID: CAN 487 SHELF 1
Sample Location: Not Specified
Matrix: Air
Analytical Method: 96,APH
Analytical Date: 08/19/10 18:20
Analyst: RY

Date Collected: 08/13/10 00:00
Date Received: 08/13/10
Field Prep: Not Specified

Parameter	Result	Qualifier	Units	RL	MDL	Dilution Factor
Petroleum Hydrocarbons in Air - Mansfield Lab						
1,3-Butadiene	ND		ug/m3	2.0	--	1
Methyl tert butyl ether	ND		ug/m3	2.0	--	1
Benzene	ND		ug/m3	2.0	--	1
Toluene	ND		ug/m3	2.0	--	1
C5-C8 Aliphatics, Adjusted	ND		ug/m3	12	--	1
Ethylbenzene	ND		ug/m3	2.0	--	1
p/m-Xylene	ND		ug/m3	4.0	--	1
o-Xylene	ND		ug/m3	2.0	--	1
Naphthalene	ND		ug/m3	2.0	--	1
C9-C12 Aliphatics, Adjusted	ND		ug/m3	14	--	1
C9-C10 Aromatics Total	ND		ug/m3	10	--	1

Project Name: BATCH CANISTER CERTIFICATION**Lab Number:** L1012727**Project Number:** CANISTER QC BAT**Report Date:** 09/13/10**AIR CAN CERTIFICATION RESULTS**

Lab ID: L1012727-01
Client ID: CAN 223 SHELF 2
Sample Location: Not Specified
Matrix: Air
Analytical Method: 96,APH
Analytical Date: 08/19/10 20:12
Analyst: RY

Date Collected: 08/18/10 00:00
Date Received: 08/18/10
Field Prep: Not Specified

Parameter	Result	Qualifier	Units	RL	MDL	Dilution Factor
Petroleum Hydrocarbons in Air - Mansfield Lab						
1,3-Butadiene	ND		ug/m3	2.0	--	1
Methyl tert butyl ether	ND		ug/m3	2.0	--	1
Benzene	ND		ug/m3	2.0	--	1
Toluene	ND		ug/m3	2.0	--	1
C5-C8 Aliphatics, Adjusted	ND		ug/m3	12	--	1
Ethylbenzene	ND		ug/m3	2.0	--	1
p/m-Xylene	ND		ug/m3	4.0	--	1
o-Xylene	ND		ug/m3	2.0	--	1
Naphthalene	ND		ug/m3	2.0	--	1
C9-C12 Aliphatics, Adjusted	ND		ug/m3	14	--	1
C9-C10 Aromatics Total	ND		ug/m3	10	--	1

Project Name: CFI- FOREST DEP VI

Lab Number: L1013606

Project Number: 1047

Report Date: 09/13/10

Sample Receipt and Container Information

Were project specific reporting limits specified? YES

Reagent H2O Preserved Vials Frozen on: NA

Cooler Information Custody Seal**Cooler**

N/A Present/Intact

Container Information

Container ID	Container Type	Cooler	pH	Temp deg C	Pres	Seal	Analysis(*)
L1013606-01A	Canister - 2.7 Liter	N/A	NA		NA	Present/Intact	APH-10(30),FIXGAS(30),TO15-LL(30)
L1013606-02A	Canister - 2.7 Liter	N/A	NA		NA	Present/Intact	APH-10(30),FIXGAS(30),TO15-LL(30)
L1013606-03A	Canister - 2.7 Liter	N/A	NA		NA	Present/Intact	APH-10(30),FIXGAS(30),TO15-LL(30)
L1013606-04A	Canister - 2.7 Liter	N/A	NA		NA	Present/Intact	APH-10(30),FIXGAS(30),TO15-LL(30)
L1013606-05A	Canister - 2.7 Liter	N/A	NA		NA	Present/Intact	APH-10(30),FIXGAS(30),TO15-LL(30)
L1013606-06A	Canister - 2.7 Liter	N/A	NA		NA	Present/Intact	APH-10(30),FIXGAS(30),TO15-LL(30)
L1013606-07A	Canister - 2.7 Liter	N/A	NA		NA	Present/Intact	APH-10(30),FIXGAS(30),TO15-LL(30)
L1013606-08A	Canister - 2.7 Liter	N/A	NA		NA	Present/Intact	APH-10(30),FIXGAS(30),TO15-LL(30)
L1013606-09A	Canister - 2.7 Liter	N/A	NA		NA	Present/Intact	APH-10(30),FIXGAS(30),TO15-LL(30)
L1013606-10A	Canister - 2.7 Liter	N/A	NA		NA	Present/Intact	APH-10(30),FIXGAS(30),TO15-LL(30)
L1013606-11A	Canister - 2.7 Liter	N/A	NA		NA	Present/Intact	APH-10(30),FIXGAS(30),TO15-LL(30)
L1013606-12A	Canister - 2.7 Liter	N/A	NA		NA	Present/Intact	APH-10(30),FIXGAS(30),TO15-LL(30)

*Values in parentheses indicate holding time in days



Project Name: CFI- FOREST DEP VI
Project Number: 1047

Lab Number: L1013606
Report Date: 09/13/10

GLOSSARY

Acronyms

- EPA** - Environmental Protection Agency.
- LCS** - Laboratory Control Sample: A sample matrix, free from the analytes of interest, spiked with verified known amounts of analytes or a material containing known and verified amounts of analytes.
- LCSD** - Laboratory Control Sample Duplicate: Refer to LCS.
- MDL** - Method Detection Limit: This value represents the level to which target analyte concentrations are reported as estimated values, when those target analyte concentrations are quantified below the reporting limit (RL). The MDL includes any adjustments from dilutions, concentrations or moisture content, where applicable.
- MS** - Matrix Spike Sample: A sample prepared by adding a known mass of target analyte to a specified amount of matrix sample for which an independent estimate of target analyte concentration is available.
- MSD** - Matrix Spike Sample Duplicate: Refer to MS.
- NA** - Not Applicable.
- NC** - Not Calculated: Term is utilized when one or more of the results utilized in the calculation are non-detect at the parameter's reporting unit.
- NI** - Not Ignitable.
- RL** - Reporting Limit: The value at which an instrument can accurately measure an analyte at a specific concentration. The RL includes any adjustments from dilutions, concentrations or moisture content, where applicable.
- RPD** - Relative Percent Difference: The results from matrix and/or matrix spike duplicates are primarily designed to assess the precision of analytical results in a given matrix and are expressed as relative percent difference (RPD). Values which are less than five times the reporting limit for any individual parameter are evaluated by utilizing the absolute difference between the values; although the RPD value will be provided in the report.

Terms

Analytical Method: Both the document from which the method originates and the analytical reference method. (Example: EPA 8260B is shown as 1,8260B.) The codes for the reference method documents are provided in the References section of the Addendum.

Data Qualifiers

- A** - Spectra identified as "Aldol Condensation Product".
- B** - The analyte was detected above the reporting limit in the associated method blank. Flag only applies to associated field samples that have detectable concentrations of the analyte at less than five times (5x) the concentration found in the blank. For MCP-related projects, flag only applies to associated field samples that have detectable concentrations of the analyte at less than ten times (10x) the concentration found in the blank. For DOD-related projects, flag only applies to associated field samples that have detectable concentrations of the analyte at less than ten times (10x) the concentration found in the blank AND the analyte was detected above one-half the reporting limit (or above the reporting limit for common lab contaminants) in the associated method blank.
- D** - Concentration of analyte was quantified from diluted analysis. Flag only applies to field samples that have detectable concentrations of the analyte.
- E** - Concentration of analyte exceeds the range of the calibration curve and/or linear range of the instrument.
- H** - The analysis of pH was performed beyond the regulatory-required holding time of 15 minutes from the time of sample collection.
- I** - The RPD between the results for the two columns exceeds the method-specified criteria; however, the lower value has been reported due to obvious interference.
- P** - The RPD between the results for the two columns exceeds the method-specified criteria.
- Q** - The quality control sample exceeds the associated acceptance criteria. Note: This flag is not applicable for matrix spike recoveries when the sample concentration is greater than 4x the spike added or for batch duplicate RPD when the sample concentrations are less than 5x the RL. (Metals only.)
- R** - Analytical results are from sample re-analysis.

Report Format: Data Usability Report



Project Name: CFI- FOREST DEP VI
Project Number: 1047

Lab Number: L1013606
Report Date: 09/13/10

Data Qualifiers

- RE** - Analytical results are from sample re-extraction.
- J** - Estimated value. This represents an estimated concentration for Tentatively Identified Compounds (TICs).
- ND** - Not detected at the reporting limit (RL) for the sample.

Project Name: CFI- FOREST DEP VI
Project Number: 1047

Lab Number: L1013606
Report Date: 09/13/10

REFERENCES

- 48 Compendium of Methods for the Determination of Toxic Organic Compounds in Ambient Air. Second Edition. EPA/625/R-96/010b, January 1999.
- 51 Determination of Carbon Dioxide, Methane, Nitrogen and Oxygen from Stationary Sources. Method 3C. Appendix A, Part 60, 40 CFR (Code of Federal Regulations). June 20, 1996.
- 96 Method for the Determination of Air-Phase Petroleum Hydrocarbons (APH), MassDEP, December 2009, Revision 1 with QC Requirements & Performance Standards for the Analysis of APH by GC/MS under the Massachusetts Contingency Plan, WSC-CAM-IXA, July 2010.

LIMITATION OF LIABILITIES

Alpha Analytical performs services with reasonable care and diligence normal to the analytical testing laboratory industry. In the event of an error, the sole and exclusive responsibility of Alpha Analytical shall be to re-perform the work at it's own expense. In no event shall Alpha Analytical be held liable for any incidental, consequential or special damages, including but not limited to, damages in any way connected with the use of, interpretation of, information or analysis provided by Alpha Analytical.

We strongly urge our clients to comply with EPA protocol regarding sample volume, preservation, cooling, containers, sampling procedures, holding time and splitting of samples in the field.



Certificate/Approval Program Summary

Last revised July 19, 2010 – Mansfield Facility

The following list includes only those analytes/methods for which certification/approval is currently held. For a complete listing of analytes for the referenced methods, please contact your Alpha Customer Service Representative.

Connecticut Department of Public Health Certificate/Lab ID: PH-0141.

Wastewater/Non-Potable Water (Inorganic Parameters: pH, Turbidity, Conductivity, Alkalinity, Aluminum, Antimony, Arsenic, Barium, Beryllium, Boron, Cadmium, Calcium, Chromium, Cobalt, Copper, Iron, Lead, Magnesium, Manganese, Mercury, Molybdenum, Nickel, Potassium, Selenium, Silver, Sodium, Strontium, Thallium, Tin, Vanadium, Zinc, Total Residue (Solids), Total Suspended Solids (non-filterable), Total Cyanide. Organic Parameters: PCBs, Organochlorine Pesticides, Technical Chlordane, Toxaphene, Acid Extractables, Benzidines, Phthalate Esters, Nitrosamines, Nitroaromatics & Isophorone, PAHs, Haloethers, Chlorinated Hydrocarbons, Volatile Organics.)

Solid Waste/Soil (Inorganic Parameters: pH, Aluminum, Antimony, Arsenic, Barium, Beryllium, Cadmium, Calcium, Chromium, Hexavalent Chromium, Cobalt, Copper, Iron, Lead, Magnesium, Manganese, Mercury, Molybdenum, Nickel, Potassium, Selenium, Silver, Sodium, Thallium, Vanadium, Zinc, Total Organic Carbon, Total Cyanide, Corrosivity, TCLP 1311. Organic Parameters: PCBs, Organochlorine Pesticides, Technical Chlordane, Toxaphene, Volatile Organics, Acid Extractables, Benzidines, Phthalates, Nitrosamines, Nitroaromatics & Cyclic Ketones, PAHs, Haloethers, Chlorinated Hydrocarbons.)

Florida Department of Health Certificate/Lab ID: E87814. *NELAP Accredited.*

Non-Potable Water (Inorganic Parameters: SM2320B, EPA 120.1, SM2510B, EPA 245.1, EPA 150.1, EPA 160.2, SM2540D, EPA 335.2, SM2540G, EPA 180.1. Organic Parameters: EPA 625, 608.)

Solid & Chemical Materials (Inorganic Parameters: 6020, 7470, 7471, 9045, 9014. Organic Parameters: EPA 8260, 8270, 8082, 8081.)

Air & Emissions (EPA TO-15.)

Louisiana Department of Environmental Quality Certificate/Lab ID: 03090. *NELAP Accredited.*

Non-Potable Water (Inorganic Parameters: EPA 120.1, 150.1, 160.2, 180.1, 200.8, 245.1, 310.1, 335.2, 608, 625, 1631, 3010, 3015, 3020, 6020, 9010, 9014, 9040, SM2320B, 2510B, 2540D, 2540G, 4500CN-E, 4500H-B, Organic Parameters: EPA 3510, 3580, 3630, 3640, 3660, 3665, 5030, 8015 (mod), 3570, 8081, 8082, 8260, 8270,)

Solid & Chemical Materials (Inorganic Parameters: 6020, 7196, 7470, 7471, 7474, 9010, 9014, 9040, 9045, 9060. Organic Parameters: EPA 8015 (mod), EPA 3570, 1311, 3050, 3051, 3060, 3580, 3630, 3640, 3660, 3665, 5035, 8081, 8082, 8260, 8270.)

Biological Tissue (Inorganic Parameters: EPA 6020. Organic Parameters: EPA 3570, 3510, 3610, 3630, 3640, 8270.)

Massachusetts Department of Environmental Protection Certificate/Lab ID: M-MA030.

Non-Potable Water (Inorganic Parameters: SM4500H+B. Organic Parameters: EPA 624.)

New Hampshire Department of Environmental Services Certificate/Lab ID: 2206. *NELAP Accredited.*

Non-Potable Water (Inorganic Parameters: EPA 200.8, 245.1, 1631E, 120.1, 150.1, 180.1, 310.1, 335.2, 160.2, SM2540D, 2540G, 4500CN-E, 4500H+B, 2320B, 2510B. Organic Parameters: EPA 625, 608.)

New Jersey Department of Environmental Protection Certificate/Lab ID: MA015. *NELAP Accredited.*

Non-Potable Water (Inorganic Parameters: SW-846 1312, 3010, 3020A, 3015, 6020, SM2320B, EPA 200.8, SM2540C, 2540D, 2540G, EPA 120.1, SM2510B, EPA 180.1, 245.1, 1631E, SW-846 9040B, 6020, 9010B, 9014 Organic Parameters: EPA 608, 625, SW-846 3510C, 3580A, 5030B, 3035L, 5035H, 3630C, 3640A, 3660B, 3665A, 8081A, 8082 8260B, 8270C)

Solid & Chemical Materials (Inorganic Parameters: SW-846 6020, 9010B, 9014, 1311, 1312, 3050B, 3051, 3060A, 7196A, 7470A, 7471A, 9045C, 9060. Organic Parameters: SW-846 3580A, 5030B, 3035L, 5035H, 3630C, 3640A, 3660B, 3665A, 8081A, 8082, 8260B, 8270C, 3570, 8015B.)

Atmospheric Organic Parameters (EPA TO-15)

Biological Tissue (Inorganic Parameters: SW-846 6020 Organic Parameters: SW-846 8270C, 3510C, 3570, 3610B, 3630C, 3640A)

New York Department of Health Certificate/Lab ID: 11627. **NELAP Accredited.**

Non-Potable Water (Inorganic Parameters: EPA 310.1, SM2320B, EPA 365.2, 160.1, EPA 160.2, SM2540D, EPA 200.8, 6020, 1631E, 245.1, 335.2, 9014, 150.1, 9040B, 120.1, SM2510B, EPA 376.2, 180.1, 9010B. Organic Parameters: EPA 624, 8260B, 8270C, 608, 8081A, 625, 8082, 3510C, 3511, 5030B.)

Solid & Hazardous Waste (Inorganic Parameters: EPA 9040B, 9045C, SW-846 Ch7 Sec 7.3, EPA 6020, 7196A, 7471A, 7474, 9014, 9040B, 9045C, 9010B. Organic Parameters: EPA 8260B, 8270C, 8081A, DRO 8015B, 8082, 1311, 3050B, 3580, 3050B, 3035, 3570, 3051, 5035, 5030B.)

Air & Emissions (EPA TO-15.)

Rhode Island Department of Health Certificate/Lab ID: LAO00299. **NELAP Accredited via LA-DEQ.**

Refer to MA-DEP Certificate for Non-Potable Water.

Refer to LA-DEQ Certificate for Non-Potable Water.

Texas Commission of Environmental Quality Certificate/Lab ID: T104704419-08-TX. **NELAP Accredited.**

Solid & Chemical Materials (Inorganic Parameters: EPA 6020, 7470, 7471, 1311, 7196, 9014, 9040, 9045, 9060. Organic Parameters: EPA 8015, 8270, 8260, 8081, 8082.)

Air (Organic Parameters: EPA TO-15)

U.S. Army Corps of Engineers

Department of Defense Certificate/Lab ID: L2217.01.

Solid & Hazardous Waste (Inorganic Parameters: EPA 1311, 1312, 3051, 6020, 747A, 7474, 9045C, 9060, SM 2540G, ASTM D422-63. Organic Parameters: EPA 3580, 3570, 3540C, 5035, 8260B, 8270C, 8270 Alk-PAH, 8082, 8081A, 8015 (SHC), 8015 (DRO).

Air & Emissions (EPA TO-15.)

Analytes Not Accredited by NELAP

Certification is not available by NELAP for the following analytes: **8270C**: Biphenyl.

AIR ANALYSIS

PAGE 1 OF 2

ALPHA ANALYTICAL
CHAIN OF CUSTODY
 320 Forbes Blvd, Mansfield, MA 02048
 TEL: 508-822-9300 FAX: 508-822-3288

Client Information

Client: **MEDEP Peter Eremita**
 Address: **312 Cance Rd**
Pattani, ME 04103
 Phone: **207-822-6364**
 Fax:

Project Information

Project Name: **CFI - Forest DEP VI**
 Project Location: **1336 Forest Ave**
 Project #: **10417**
 Project Manager: **Paul Prescott**
 ALPHA Quote #: **MEDEP**
 Turn-Around Time

Date Rec'd in Lab:

Report Information - Data Deliverables

FAX
 ADEX
 Criteria Checker: _____
 (Default based on Regulatory Criteria Indicated)
 Other Formats:
 EMAIL (standard pdf report)
 Additional Deliverables:
 Report to: (if different than Project Manager)

ALPHA Job #:

L1013606

Billing Information

Same as Client Info
 PO #:

Regulatory Requirements/Report Limits

State/Fed Program Criteria
AMS **DR 11210** **SST**

Email: **Peter M. Eremita**
 Other Project Specific Requirements/Comments: **MEDEP Vapor Study - Direct Ball to MEDEP with a copy of the invoice to MAI Environmental 1034 Broad Street South Portland, ME 04106**

Standard RUSH (only confirmed if pre-approved)
 Date Due: Time:

All columns below must be filled out

ALPHA Lab ID (Lab Use Only)	Sample ID	COLLECTION				Sample Matrix*	Sampler's Initials	Can Size	I.D. Can	I.D. Flow Controller	TO-14A by TO-15	TO-15 - Limited	TO-15 SIM	APH $\frac{3}{3}$ / limited TO-15	FIXED GASES	TO-13A	TO-4 / TO-10	Sample Comments (i.e. PID)
		Date	Start Time	End Time	Initial Vacuum													
13606.1	SG-7D	8/30/10	9:13	9:25	-29"	-2"	SV	371	355	0429	X	X	X	X	X	X	X	
2	SG-6D		9:45	9:57	-30"	-3"	SV	373	0088		X	X	X	X	X	X	X	
3	SG-7S		8:46	8:59	-30"	-5"		329	0448		X	X	X	X	X	X	X	
4	SG-4S		10:5	10:18	-30"	-5"		516	0003		X	X	X	X	X	X	X	
5	SG-1S		11:07	11:26	-30"	-35"		234	0023		X	X	X	X	X	X	X	
6	SG-1D		11:56	12:16	-30"	-45"		448	0115		X	X	X	X	X	X	X	
7	SG-2D		13:17	13:30	-30"	-5"		173	0067		X	X	X	X	X	X	X	
8	SG-2S		12:48	12:59	-30"	-8"		195	0358		X	X	X	X	X	X	X	
9	SG-3D		14:02	14:15	-30"	-5"		238	443		X	X	X	X	X	X	X	
10	SG-3S		13:46	13:56	-28"	-5"		376	0018		X	X	X	X	X	X	X	

SAMPLE MATRIX CODES

AA = Ambient Air (Indoor/Outdoor)
 SV = Soil Vapor (Andill Gas/SVE)
 Other = Please Specify

Relinquished By:

[Signature]

Date/Time: **9/1/10 1400**

Received By:

[Signature]

Date/Time: **9/2/10 1050**

Container Type

ANALYSIS

*** Limited TO-15 to include TCAPPE! Associated breakdown products on EDS**

Please print clearly, legibly and completely. Samples can not be logged in and turnaround time check will not start until any ambiguities are resolved. All samples submitted are subject to Alpha's Terms and Conditions. See reverse side.

AIR ANALYSIS

PAGE 2 OF 2

ALPHA ANALYTICAL
CHAIN OF CUSTODY

320 Forbes Blvd, Mansfield, MA, 02048
TEL: 508-822-9300 FAX: 508-822-3288

Client Information

Client:

Address:

SEE PAGE 1

Project Name:
Project Location:
Project #:
Project Manager:

SEE PAGE 1

Phone:

Fax:

Email:

ALPHA Quote #:
Turn-Around Time
 Standard RUSH (only confirmed if pre-approved)
Date Due: Time:

Other Project Specific Requirements/Comments:

SEE PAGE 1

Date Rec'd in Lab:

Report Information - Data Deliverables

FAX
 ADEX
Criteria Checker:
Other Formats:
 EMAIL (standard pdf report)
 Additional Deliverables:
Report to: (if different than Project Manager)

ALPHA Job #:

U08606

Billing Information

Same as Client info
PO #:

Regulatory Requirements/Report Limits

State/Fed Program Criteria

All Columns Below Must Be Filled Out

ALPHA Lab ID (Lab Use Only)	Sample ID	COLLECTION				Sample Matrix*	Sampler's Initials	Can Size	I D Can	I D - Flow Controller	Sample Comments (i.e. PID)	
		Date	Start Time	End Time	Initial Vacuum							Final Vacuum
13606.11	SG-8	9/30/10	1433	1449	-30"	-5"	SV	50/P/E	2.7L	400	OK	* Limited TO-15 to include TCATRE & breakdown products
	BD-16	9/30/10	1215	1230	-30"	-46"	SV	50/P/E	2.7	382	OK	

***SAMPLE MATRIX CODES**

AA = Ambient Air (Indoor/Outdoor)
SV = Soil Vapor/Landfill Gas/SVE
Other = Please Specify

Container Type

Relinquished By:

[Signature]

Date/Time

9/11/10 1400

Received By:

WJL

Date/Time:

9/21/10 1020

Please print clearly, legibly and completely. Samples can not be logged in and turnaround time clock will not start until any ambient bottles are resolved. All samples submitted are subject to Alpha's Terms and Conditions. See reverse side.

TO-15

Data Path : O:\Forensics\Data\AIR2\2010\100908T\
 Data File : R212777.D
 Acq On : 9 Sep 2010 8:13 am
 Operator : AIRPIANO2:AJ
 Sample : 11013606-01,3,250,250
 Misc : wg431443
 ALS Vial : 4 Sample Multiplier: 1

Quant Time: Sep 09 08:38:04 2010
 Quant Method : O:\Forensics\Data\AIR2\2010\100908T\TALL100730.M
 Quant Title : TO-14A/TO-15 SIM/Full Scan Analysis
 QLast Update : Sat Jul 31 11:54:33 2010
 Response via : Initial Calibration

Sub List : 9_Chlorinateds+EDB -

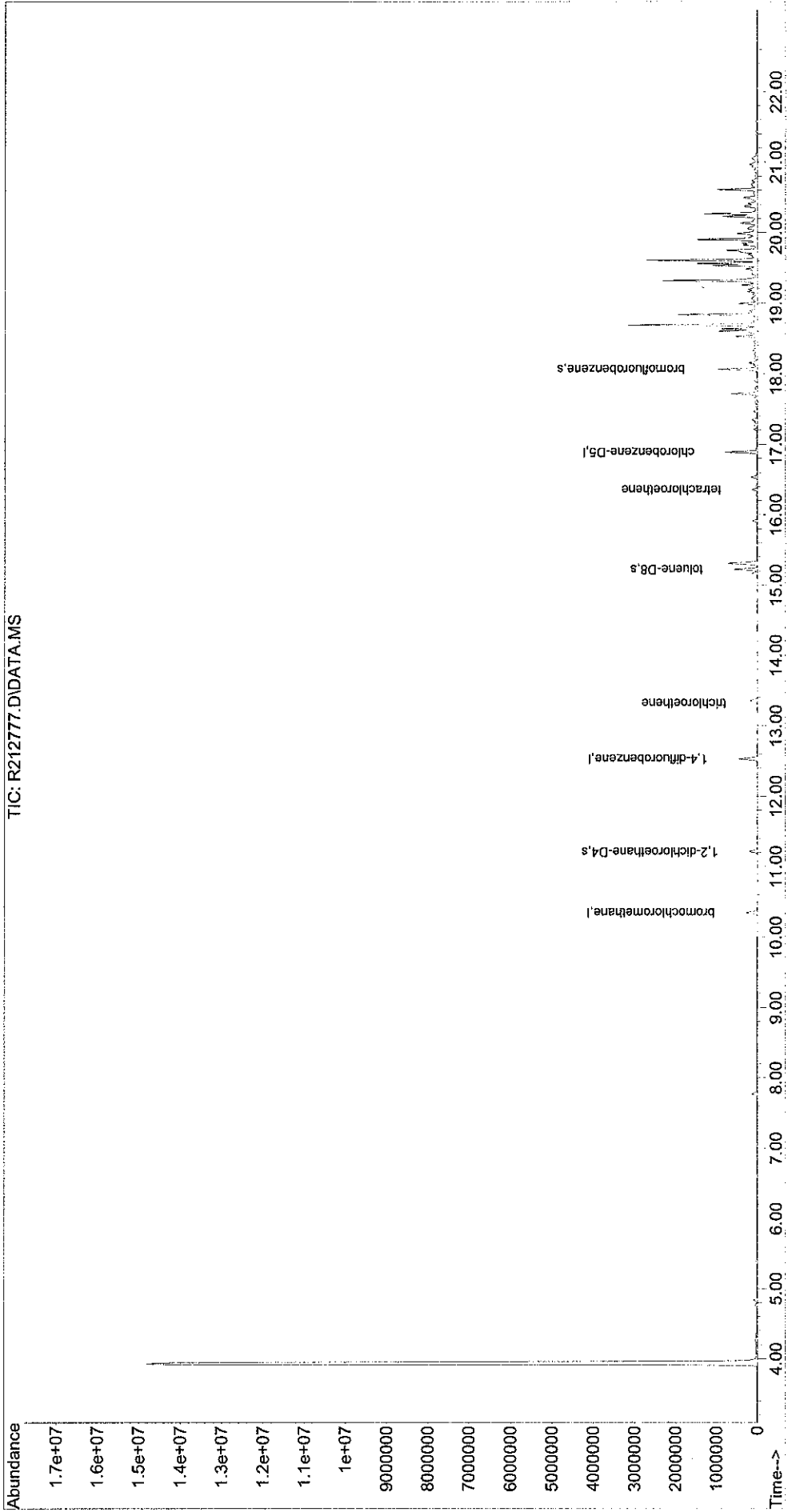
Compound	R.T.	QIon	Response	Conc	Units	Dev(Min)	
Internal Standards							
1) bromochloromethane	10.348	49	154955	10.000	ppbV	0.00	
Standard Area =	246308		Recovery =		62.91%		
43) 1,4-difluorobenzene	12.529	114	337743	10.000	ppbV	0.00	
Standard Area =	561668		Recovery =		60.13%		
68) chlorobenzene-D5	16.887	54	89319	10.000	ppbV	0.00	
Standard Area =	138611		Recovery =		64.44%		
System Monitoring Compounds							
47) 1,2-dichloroethane-D4	11.211	65	138520	12.631	ppbV	0.00	
Spiked Amount	10.000	Range 70 - 130	Recovery =		126.31%		
70) toluene-D8	15.222	98	330892	8.601	ppbV	0.00	
Spiked Amount	10.000	Range 70 - 130	Recovery =		86.01%		
91) bromofluorobenzene	18.062	95	218918	8.569	ppbV	0.00	
Spiked Amount	10.000	Range 70 - 130	Recovery =		85.69%		
Target Compounds							
							Qvalue
9) vinyl chloride	0.000		0		N.D.		
26) 1,1-dichloroethene	0.000		0		N.D.		
32) trans-1,2-dichloroethene	0.000		0		N.D.		
33) 1,1-dichloroethane	0.000		0		N.D.		
37) cis-1,2-dichloroethene	0.000		0		N.D.		
42) 1,2-dichloroethane	0.000		0		N.D.		
48) 1,1,1-trichloroethane	11.611	97	29		N.D.		
59) trichloroethene	13.320	130	927	0.078	ppbV #	75	
76) 1,2-dibromoethane	0.000		0		N.D.		
79) tetrachloroethene	16.354	166	31076	1.646	ppbV	91	

(#) = qualifier out of range (m) = manual integration (+) = signals summed

Sub List : 9_Chlorinateds+EDB - □□□□ (QT Reviewed)

Data Path : O:\Forensics\Data\AIR2\2010\100908T\
Data File : R212777.D
Acq On : 9 Sep 2010 8:13 am
Operator : AIRPIANO2:AJ
Sample : 11013606-01,3,250,250
Misc : wg431443
ALS Vial : 4 Sample Multiplier: 1

Quant Time: Sep 09 08:38:04 2010
Quant Method : O:\Forensics\Data\AIR2\2010\100908T\TALL100730.M
Quant Title : TO-14A/TO-15 SIM/Full Scan Analysis
QLast Update : Sat Jul 31 11:54:33 2010
Response via : Initial Calibration



Data Path : O:\Forensics\Data\Airlab7\2010\100909T\
 Data File : R712713.D
 Acq On : 9 Sep 2010 9:49 pm
 Operator : AIRLAB7:ry
 Sample : 11013606-02,3,250,250
 Misc : wg431669,ical5297
 ALS Vial : 9 Sample Multiplier: 1

Quant Time: Sep 10 11:19:58 2010
 Quant Method : O:\Forensics\Data\Airlab7\2010\100909T\TALL100825.M
 Quant Title : TO-14A/TO-15 SIM/Full Scan Analysis
 QLast Update : Thu Aug 26 11:10:47 2010
 Response via : Initial Calibration

Sub List : 9_Chlorinateds+EDB - .

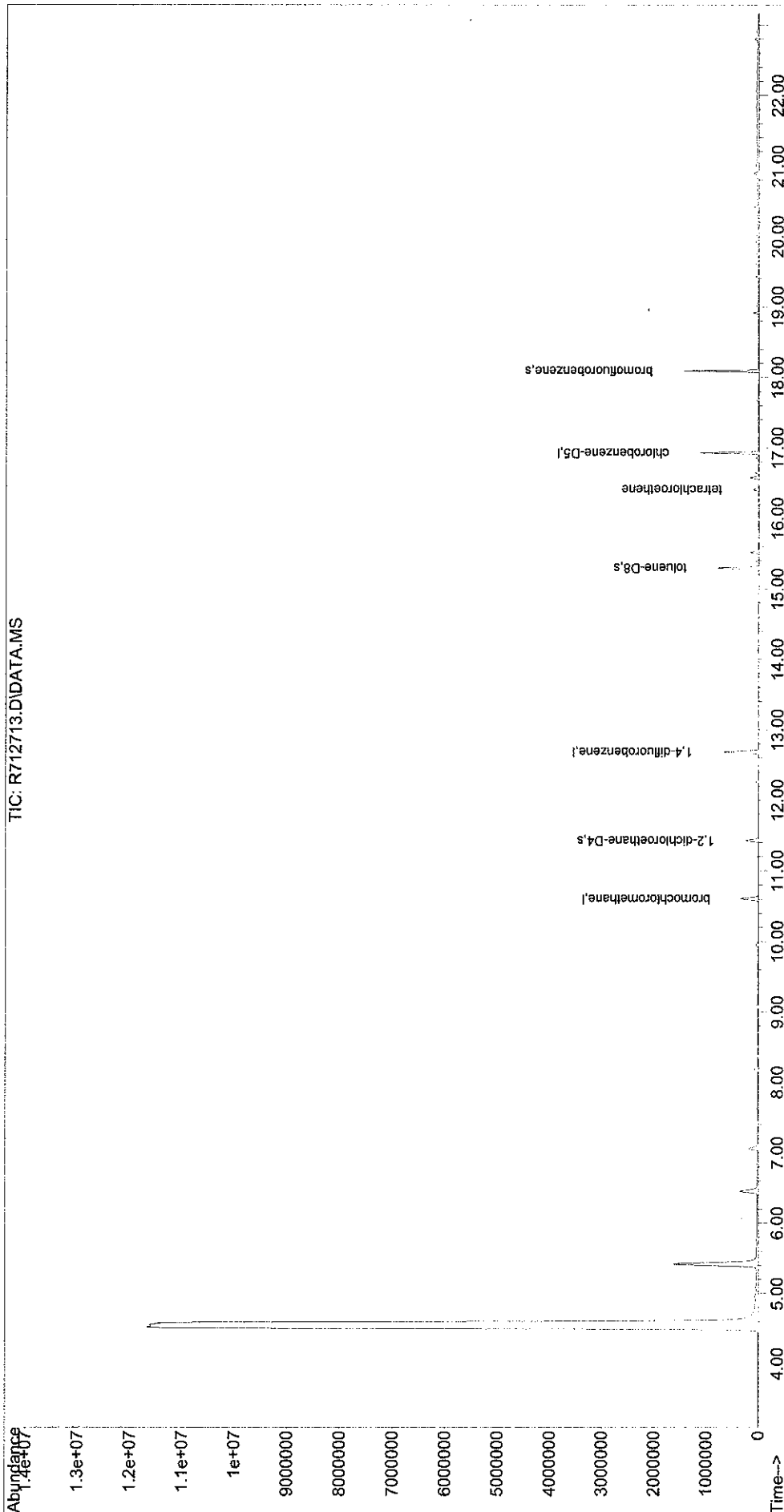
Compound	R.T.	QIon	Response	Conc	Units	Dev (Min)
Internal Standards						
1) bromochloromethane	10.600	49	166696	10.000	ppbV	0.00
Standard Area =	175209		Recovery =	95.14%		
43) 1,4-difluorobenzene	12.683	114	549823	10.000	ppbV	0.00
Standard Area =	612079		Recovery =	89.83%		
68) chlorobenzene-D5	16.927	54	121709	10.000	ppbV	# 0.00
Standard Area =	137750		Recovery =	88.35%		
System Monitoring Compounds						
47) 1,2-dichloroethane-D4	11.426	65	194380	11.345	ppbV	0.00
Spiked Amount	10.000	Range 70 - 130	Recovery =	113.45%		
70) toluene-D8	15.297	98	480145	9.367	ppbV	0.00
Spiked Amount	10.000	Range 70 - 130	Recovery =	93.67%		
91) bromofluorobenzene	18.090	95	315583	9.130	ppbV	0.00
Spiked Amount	10.000	Range 70 - 130	Recovery =	91.30%		
Target Compounds						
9) vinyl chloride	0.000		0		N.D.	Qvalue
26) 1,1-dichloroethene	0.000		0		N.D.	
32) trans-1,2-dichloroethene	0.000		0		N.D. d	
33) 1,1-dichloroethane	0.000		0		N.D.	
37) cis-1,2-dichloroethene	0.000		0		N.D.	
42) 1,2-dichloroethane	0.000		0		N.D.	
48) 1,1,1-trichloroethane	0.000		0		N.D.	
59) trichloroethene	0.000		0		N.D. d	
76) 1,2-dibromoethane	0.000		0		N.D.	
79) tetrachloroethene	16.406	166	28612	0.897	ppbV	98

(#) = qualifier out of range (m) = manual integration (+) = signals summed

Sub List : 9_Chlorinateds+EDB - (QT Reviewed)

Data Path : O:\Forensics\Data\AirLab7\2010\100909T\
Data File : R712713.D
Acq On : 9 Sep 2010 9:49 pm
Operator : AIRLAB7:ry
Sample : 11013606-02,3,250,250
Misc : wg431669,ical5297
ALS Vial : 9 Sample Multiplier: 1

Quant Time: Sep 10 11:19:58 2010
Quant Method : O:\Forensics\Data\AirLab7\2010\100909T\TALL100825.M
Quant Title : TO-14A/TO-15 SIM/Full Scan Analysis
QLast Update : Thu Aug 26 11:10:47 2010
Response via : Initial Calibration



Data Path : O:\Forensics\Data\AIR2\2010\100908T\
 Data File : R212763.D
 Acq On : 8 Sep 2010 9:23 pm
 Operator : AIRPIANO2:AJ
 Sample : 11013606-03,3,250,250
 Misc : wg431443
 ALS Vial : 6 Sample Multiplier: 1

Quant Time: Sep 09 07:54:16 2010
 Quant Method : O:\Forensics\Data\AIR2\2010\100908T\TALL100730.M
 Quant Title : TO-14A/TO-15 SIM/Full Scan Analysis
 QLast Update : Sat Jul 31 11:54:33 2010
 Response via : Initial Calibration

Sub List : 9_Chlorinateds+EDB -

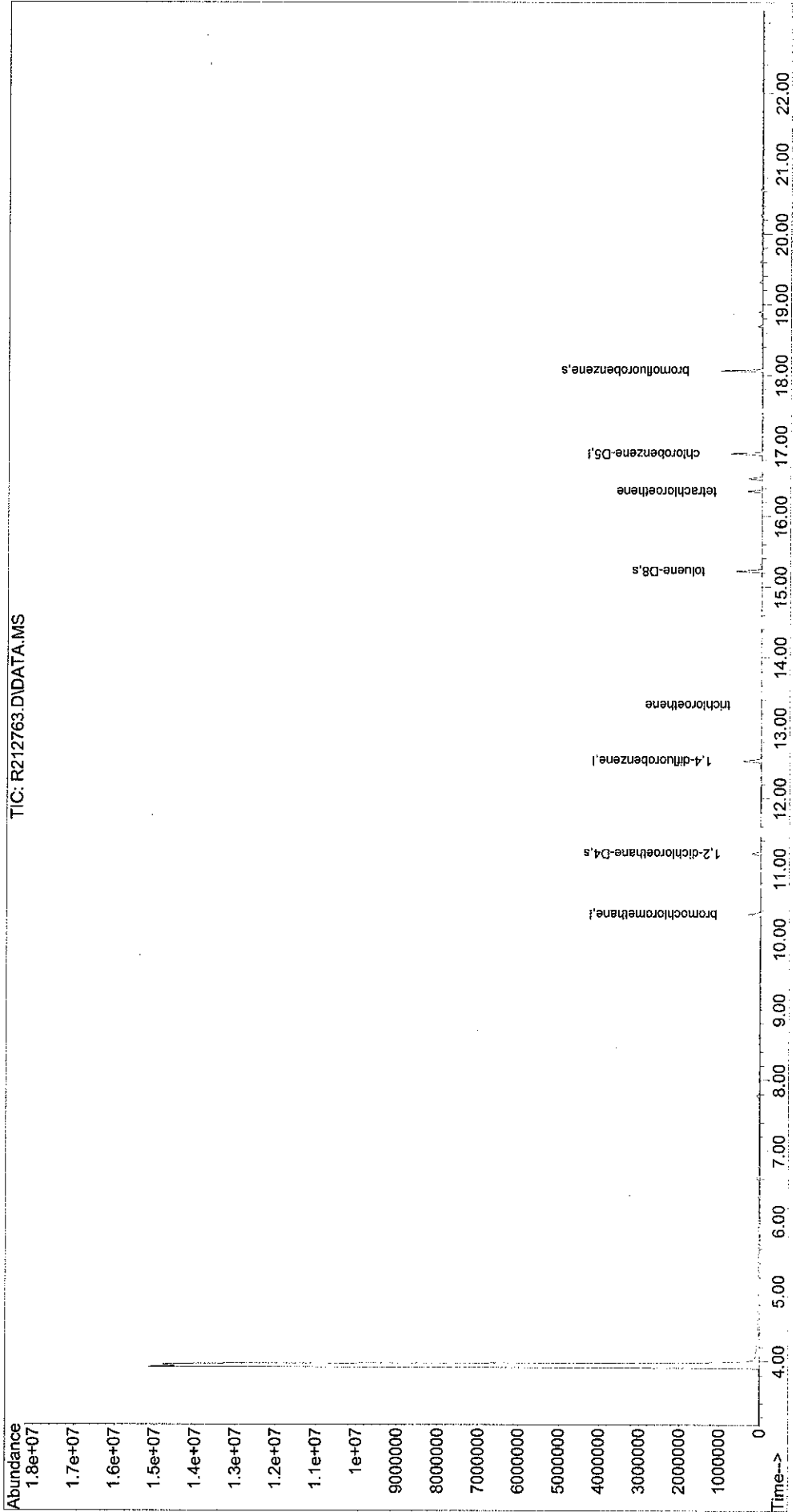
Compound	R.T.	QIon	Response	Conc	Units	Dev (Min)	
Internal Standards							
1) bromochloromethane	10.348	49	168506	10.000	ppbV	0.00	
Standard Area =	246308		Recovery =	68.41%			
43) 1,4-difluorobenzene	12.536	114	348545	10.000	ppbV	0.00	
Standard Area =	561668		Recovery =	62.06%			
68) chlorobenzene-D5	16.887	54	87949	10.000	ppbV	0.00	
Standard Area =	138611		Recovery =	63.45%			
System Monitoring Compounds							
47) 1,2-dichloroethane-D4	11.216	65	159093	14.057	ppbV	0.00	
Spiked Amount	10.000	Range 70 - 130	Recovery =	140.57%#			
70) toluene-D8	15.222	98	360376	9.513	ppbV	0.00	
Spiked Amount	10.000	Range 70 - 130	Recovery =	95.13%			
91) bromofluorobenzene	18.062	95	234402	9.318	ppbV	0.00	
Spiked Amount	10.000	Range 70 - 130	Recovery =	93.18%			
Target Compounds							
							Qvalue
9) vinyl chloride	0.000		0		N.D.		
26) 1,1-dichloroethene	0.000		0		N.D.		
32) trans-1,2-dichloroethene	0.000		0		N.D.		
33) 1,1-dichloroethane	0.000		0		N.D.		
37) cis-1,2-dichloroethene	0.000		0		N.D.		
42) 1,2-dichloroethane	0.000		0		N.D.		
48) 1,1,1-trichloroethane	11.622	97	29		N.D.		
59) trichloroethene	13.327	130	776	0.063	ppbV #	89	
76) 1,2-dibromoethane	0.000		0		N.D.		
79) tetrachloroethene	16.354	166	85285	4.587	ppbV	91	

(#) = qualifier out of range (m) = manual integration (+) = signals summed

Sub List : 9_Chlorinateds+EDB - [] [] [] [] (QT Reviewed)

Data Path : O:\Forensics\Data\AIR2\2010\100908T\
Data File : R212763.D
Acq On : 8 Sep 2010 9:23 pm
Operator : AIRPIANO2:AJ
Sample : 11013606-03,3,250,250
Misc : wg431443
ALS Vial : 6 Sample Multiplier: 1

Quant Time: Sep 09 07:54:16 2010
Quant Method : O:\Forensics\Data\AIR2\2010\100908T\TALL100730.M
Quant Title : TO-14A/TO-15 SIM/Full Scan Analysis
QLast Update : Sat Jul 31 11:54:33 2010
Response via : Initial Calibration



Data Path : O:\Forensics\Data\AIR2\2010\100908T\
 Data File : R212764.D
 Acq On : 8 Sep 2010 10:03 pm
 Operator : AIRPIANO2:AJ
 Sample : 11013606-04,3,250,250
 Misc : wg431443
 ALS Vial : 7 Sample Multiplier: 1

Quant Time: Sep 09 08:51:05 2010
 Quant Method : O:\Forensics\Data\AIR2\2010\100908T\TALL100730.M
 Quant Title : TO-14A/TO-15 SIM/Full Scan Analysis
 QLast Update : Sat Jul 31 11:54:33 2010
 Response via : Initial Calibration

Sub List : 9_Chlorinateds+EDB -

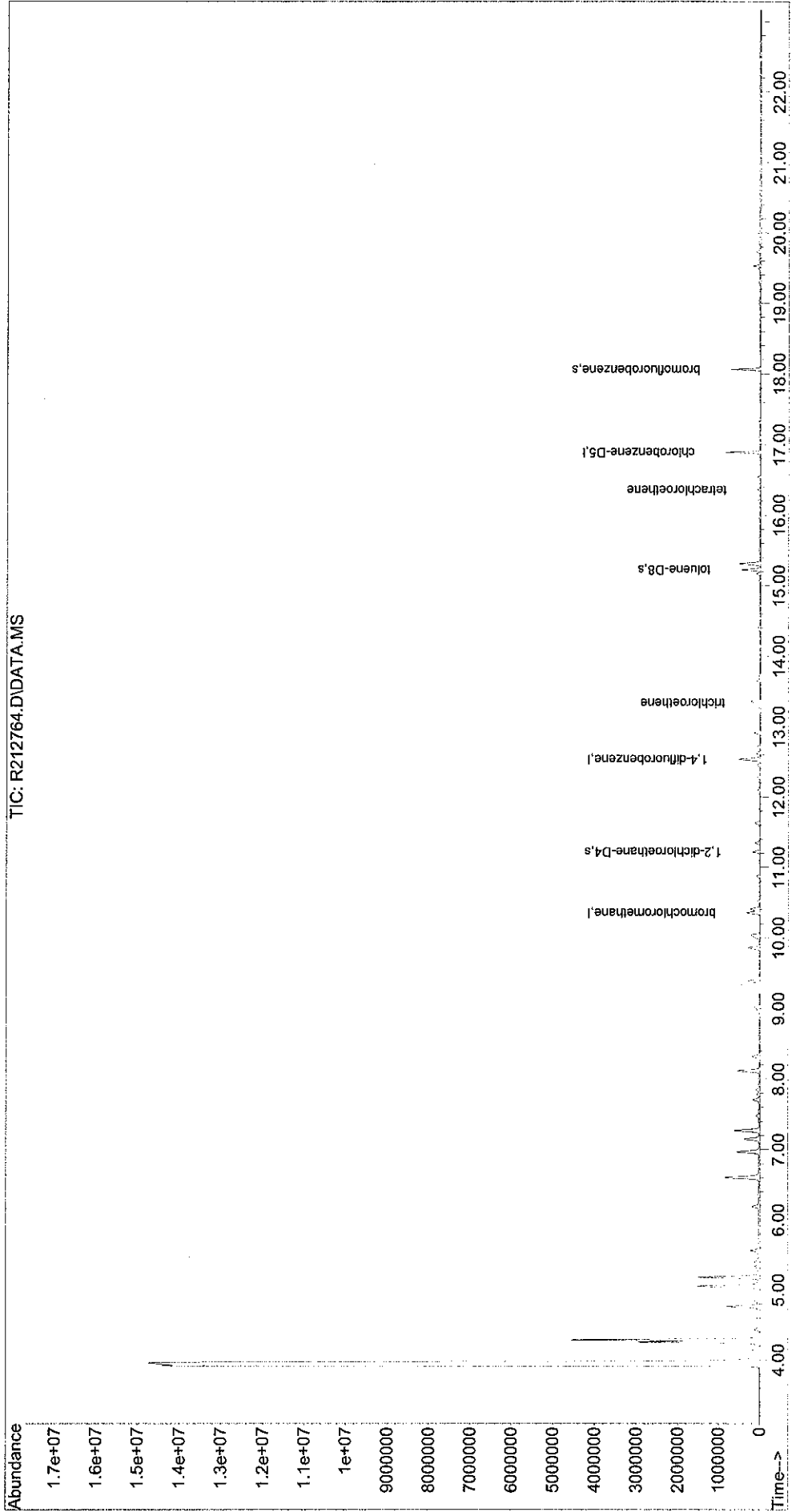
Compound	R.T.	QIon	Response	Conc	Units	Dev(Min)	
Internal Standards							
1) bromochloromethane	10.354	49	172362	10.000	ppbV	0.00	
Standard Area =	246308		Recovery =		69.98%		
43) 1,4-difluorobenzene	12.535	114	369982	10.000	ppbV	0.00	
Standard Area =	561668		Recovery =		65.87%		
68) chlorobenzene-D5	16.891	54	98256	10.000	ppbV	0.00	
Standard Area =	138611		Recovery =		70.89%		
System Monitoring Compounds							
47) 1,2-dichloroethane-D4	11.220	65	106529	8.867	ppbV	0.00	
Spiked Amount	10.000	Range 70 - 130	Recovery =		88.67%		
70) toluene-D8	15.228	98	254049	6.003	ppbV	0.00	
Spiked Amount	10.000	Range 70 - 130	Recovery =		60.03%#		
91) bromofluorobenzene	18.062	95	166017	5.907	ppbV	0.00	
Spiked Amount	10.000	Range 70 - 130	Recovery =		59.07%#		
Target Compounds							
9) vinyl chloride	0.000		0		N.D.		Qvalue
26) 1,1-dichloroethene	0.000		0		N.D. d		
32) trans-1,2-dichloroethene	8.956	61	41		N.D.		
33) 1,1-dichloroethane	0.000		0		N.D. d		
37) cis-1,2-dichloroethene	0.000		0		N.D. d		
42) 1,2-dichloroethane	0.000		0		N.D. d		
48) 1,1,1-trichloroethane	11.631	97	72		N.D.		
59) trichloroethene	13.334	130	770	0.059	ppbV #	87	
76) 1,2-dibromoethane	0.000		0		N.D.		
79) tetrachloroethene	16.358	166	16351	0.787	ppbV	95	

(#) = qualifier out of range (m) = manual integration (+) = signals summed

Sub List : 9 Chlorinateds+EDB - (QT Reviewed)

Data Path : O:\Forensics\Data\AIR2\2010\100908T\
Data File : R212764.D
Acq On : 8 Sep 2010 10:03 pm
Operator : AIRPIANO2:AJ
Sample : 11013606-04,3,250,250
Misc : wg431443
ALS Vial : 7 Sample Multiplier: 1

Quant Time: Sep 09 08:51:05 2010
Quant Method : O:\Forensics\Data\AIR2\2010\100908T\TALL100730.M
Quant Title : TO-14A/TO-15 SIM/Full Scan Analysis
QLast Update : Sat Jul 31 11:54:33 2010
Response via : Initial Calibration



Data Path : O:\Forensics\Data\AIR2\2010\100908T\
 Data File : R212765.D
 Acq On : 8 Sep 2010 10:42 pm
 Operator : AIRPIANO2:AJ
 Sample : 11013606-05,3,250,250
 Misc : wg431443
 ALS Vial : 8 Sample Multiplier: 1

Quant Time: Sep 09 07:56:18 2010
 Quant Method : O:\Forensics\Data\AIR2\2010\100908T\TALL100730.M
 Quant Title : TO-14A/TO-15 SIM/Full Scan Analysis
 QLast Update : Sat Jul 31 11:54:33 2010
 Response via : Initial Calibration

Sub List : 9_Chlorinateds+EDB -

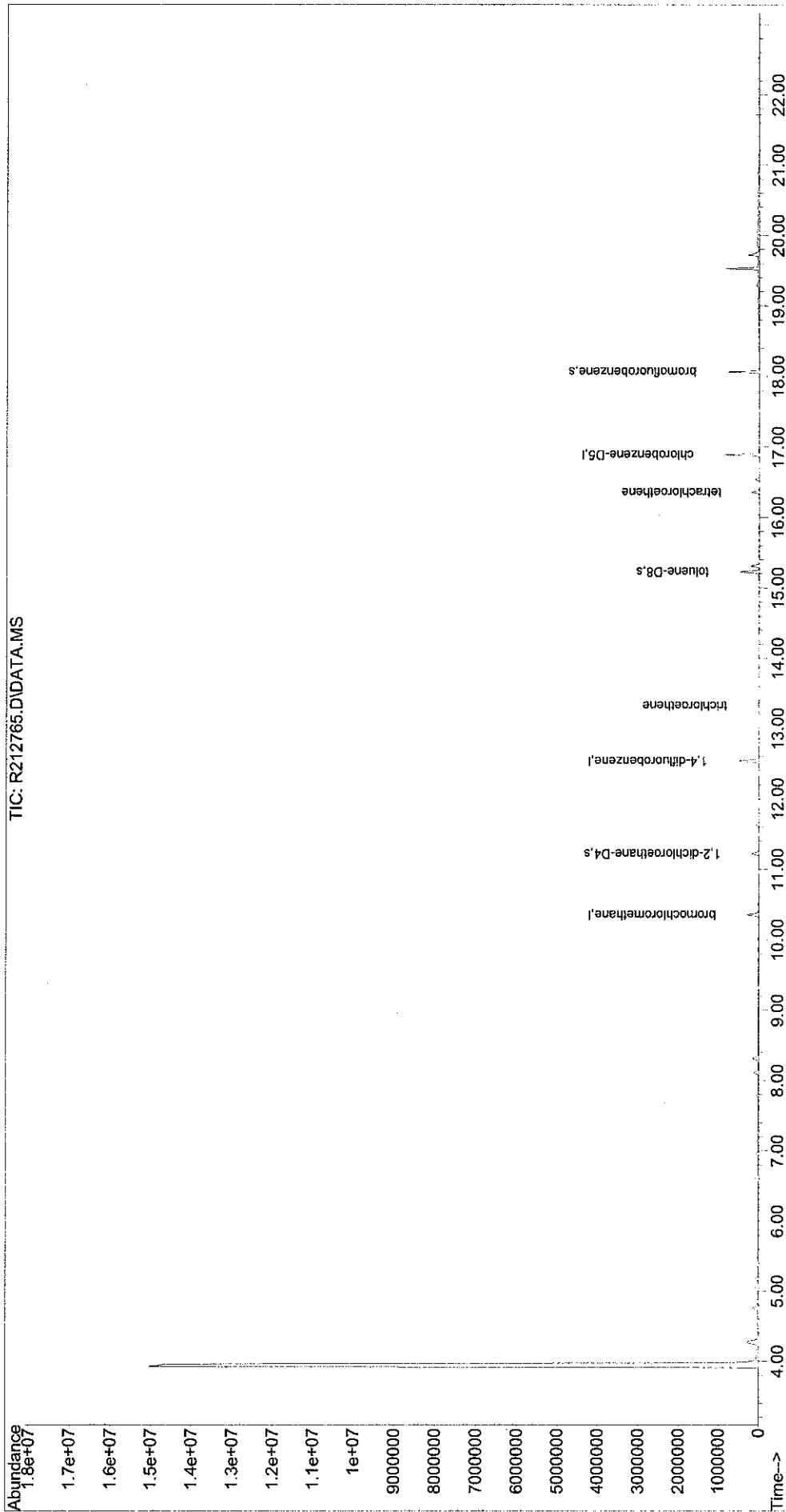
Compound	R.T.	QIon	Response	Conc	Units	Dev (Min)
Internal Standards						
1) bromochloromethane	10.354	49	158667	10.000	ppbV	0.00
Standard Area = 246308			Recovery =		64.42%	
43) 1,4-difluorobenzene	12.535	114	380242	10.000	ppbV	0.00
Standard Area = 561668			Recovery =		67.70%	
68) chlorobenzene-D5	16.889	54	94924	10.000	ppbV	0.00
Standard Area = 138611			Recovery =		68.48%	
System Monitoring Compounds						
47) 1,2-dichloroethane-D4	11.220	65	123390	9.994	ppbV	0.00
Spiked Amount 10.000		Range 70 - 130	Recovery =		99.94%	
70) toluene-D8	15.228	98	285208	6.976	ppbV	0.00
Spiked Amount 10.000		Range 70 - 130	Recovery =		69.76%#	
91) bromofluorobenzene	18.065	95	175650	6.469	ppbV	0.00
Spiked Amount 10.000		Range 70 - 130	Recovery =		64.69%#	
Target Compounds						
9) vinyl chloride	0.000		0		N.D.	Qvalue
26) 1,1-dichloroethene	7.565	61	669		N.D.	
32) trans-1,2-dichloroethene	0.000		0		N.D.	
33) 1,1-dichloroethane	0.000		0		N.D.	
37) cis-1,2-dichloroethene	0.000		0		N.D.	
42) 1,2-dichloroethane	0.000		0		N.D.	
48) 1,1,1-trichloroethane	0.000		0		N.D.	
59) trichloroethene	13.327	130	9810	0.731	ppbV #	86
76) 1,2-dibromoethane	0.000		0		N.D.	
79) tetrachloroethene	16.356	166	44251	2.205	ppbV	89

(#) = qualifier out of range (m) = manual integration (+) = signals summed

Sub List : 9_Chlorinateds+EDB - [] [] [] [] (QT Reviewed)

Data Path : O:\Forensics\Data\AIR2\2010\100908T\
Data File : R212765.D
Acq On : 8 Sep 2010 10:42 pm
Operator : AIRPIANO2:AJ
Sample : 11013606-05, 3, 250, 250
Misc : wg431443
ALS Vial : 8 Sample Multiplier: 1

Quant Time: Sep 09 07:56:18 2010
Quant Method : O:\Forensics\Data\AIR2\2010\100908T\TALL100730.M
Quant Title : TO-14A/TO-15 SIM/Full Scan Analysis
QLast Update : Sat Jul 31 11:54:33 2010
Response via : Initial Calibration



Data Path : O:\Forensics\Data\Airlab7\2010\100909T\
 Data File : R712714.D
 Acq On : 9 Sep 2010 10:24 pm
 Operator : AIRLAB7:ry
 Sample : 11013606-06,3,250,250
 Misc : wg431669,ical5297
 ALS Vial : 10 Sample Multiplier: 1

Quant Time: Sep 10 11:20:34 2010
 Quant Method : O:\Forensics\Data\Airlab7\2010\100909T\TALL100825.M
 Quant Title : TO-14A/TO-15 SIM/Full Scan Analysis
 QLast Update : Thu Aug 26 11:10:47 2010
 Response via : Initial Calibration

Sub List : 9_Chlorinateds+EDB - .

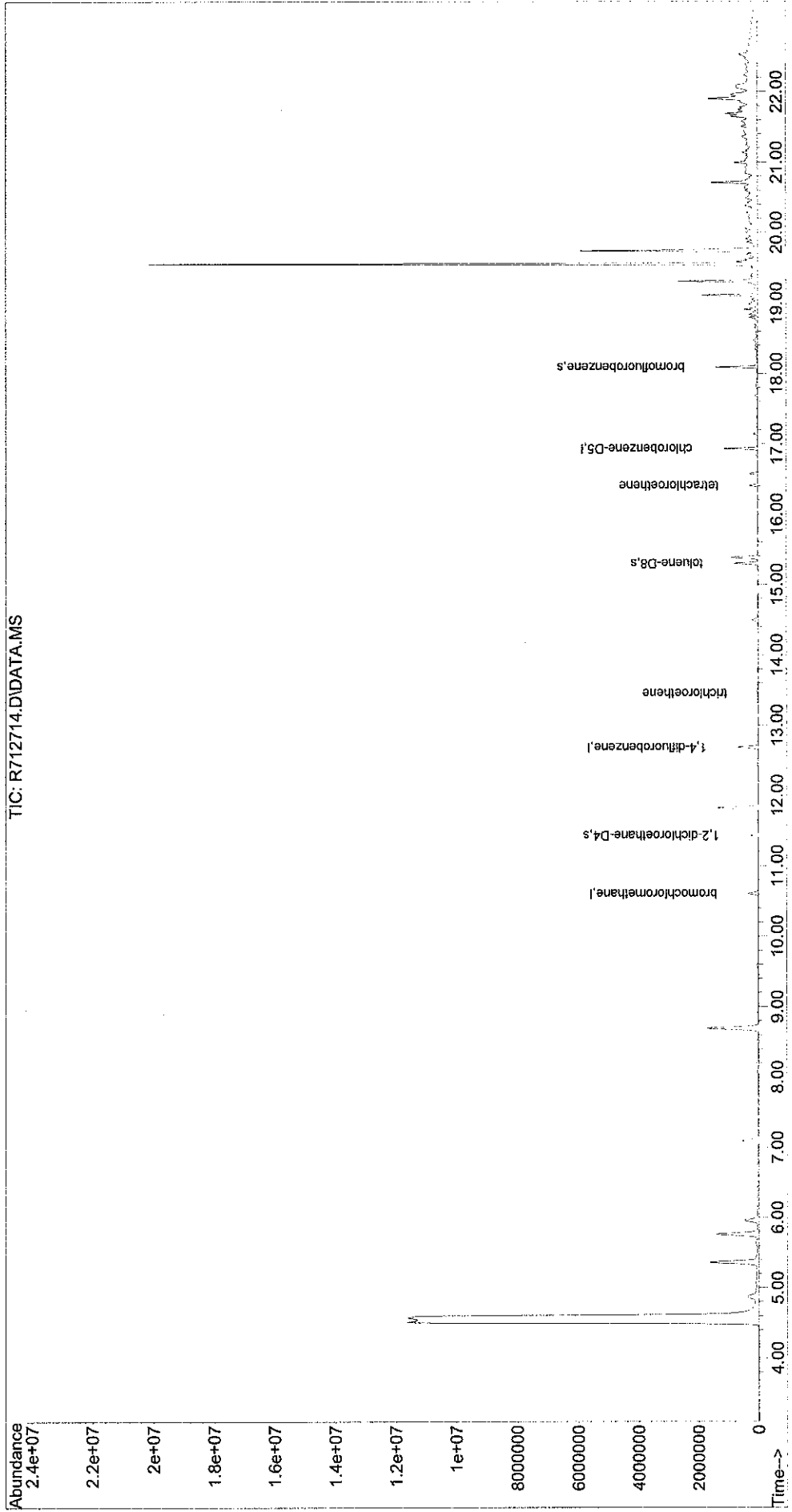
Compound	R.T.	QIon	Response	Conc	Units	Dev(Min)
Internal Standards						
1) bromochloromethane	10.604	49	159890	10.000	ppbV	0.00
Standard Area =	175209		Recovery =	91.26%		
43) 1,4-difluorobenzene	12.685	114	556004	10.000	ppbV	0.00
Standard Area =	612079		Recovery =	90.84%		
68) chlorobenzene-D5	16.931	54	119798	10.000	ppbV	# 0.00
Standard Area =	137750		Recovery =	86.97%		
System Monitoring Compounds						
47) 1,2-dichloroethane-D4	11.431	65	193784	11.185	ppbV	0.00
Spiked Amount	10.000	Range 70 - 130	Recovery =	111.85%		
70) toluene-D8	15.296	98	484724	9.607	ppbV	0.00
Spiked Amount	10.000	Range 70 - 130	Recovery =	96.07%		
91) bromofluorobenzene	18.089	95	306959	9.022	ppbV	0.00
Spiked Amount	10.000	Range 70 - 130	Recovery =	90.22%		
Target Compounds						
9) vinyl chloride	0.000		0		N.D.	Qvalue
26) 1,1-dichloroethene	0.000		0		N.D.	d
32) trans-1,2-dichloroethene	0.000		0		N.D.	
33) 1,1-dichloroethane	0.000		0		N.D.	
37) cis-1,2-dichloroethene	0.000		0		N.D.	
42) 1,2-dichloroethane	0.000		0		N.D.	d
48) 1,1,1-trichloroethane	0.000		0		N.D.	
59) trichloroethene	13.455	130	1512	0.069	ppbV	95
76) 1,2-dibromoethane	0.000		0		N.D.	
79) tetrachloroethene	16.406	166	67400	2.148	ppbV	99

(#) = qualifier out of range (m) = manual integration (+) = signals summed

Sub List : 9_Chlorinateds+EDB - .0000 (QT Reviewed)

Data Path : O:\Forensics\Data\Airlab7\2010\100909T\
Data File : R712714.D
Acq On : 9 Sep 2010 10:24 pm
Operator : AIRLAB7:ry
Sample : 11013606-06,3,250,250
Misc : wg431669,ical5297
ALS Vial : 10 Sample Multiplier: 1

Quant Time: Sep 10 11:20:34 2010
Quant Method : O:\Forensics\Data\Airlab7\2010\100909T\TALL100825.M
Quant Title : TO-14A/TO-15 SIM/Full Scan Analysis
Qlast Update : Thu Aug 26 11:10:47 2010
Response via : Initial Calibration



Data Path : O:\Forensics\Data\AIR2\2010\100908T\
 Data File : R212767.D
 Acq On : 8 Sep 2010 11:59 pm
 Operator : AIRPIANO2:AJ
 Sample : 11013606-07,3,250,250
 Misc : wg431443
 ALS Vial : 10 Sample Multiplier: 1

Quant Time: Sep 09 08:59:02 2010
 Quant Method : O:\Forensics\Data\AIR2\2010\100908T\TALL100730.M
 Quant Title : TO-14A/TO-15 SIM/Full Scan Analysis
 QLast Update : Sat Jul 31 11:54:33 2010
 Response via : Initial Calibration

Sub List : 9_Chlorinateds+EDB -

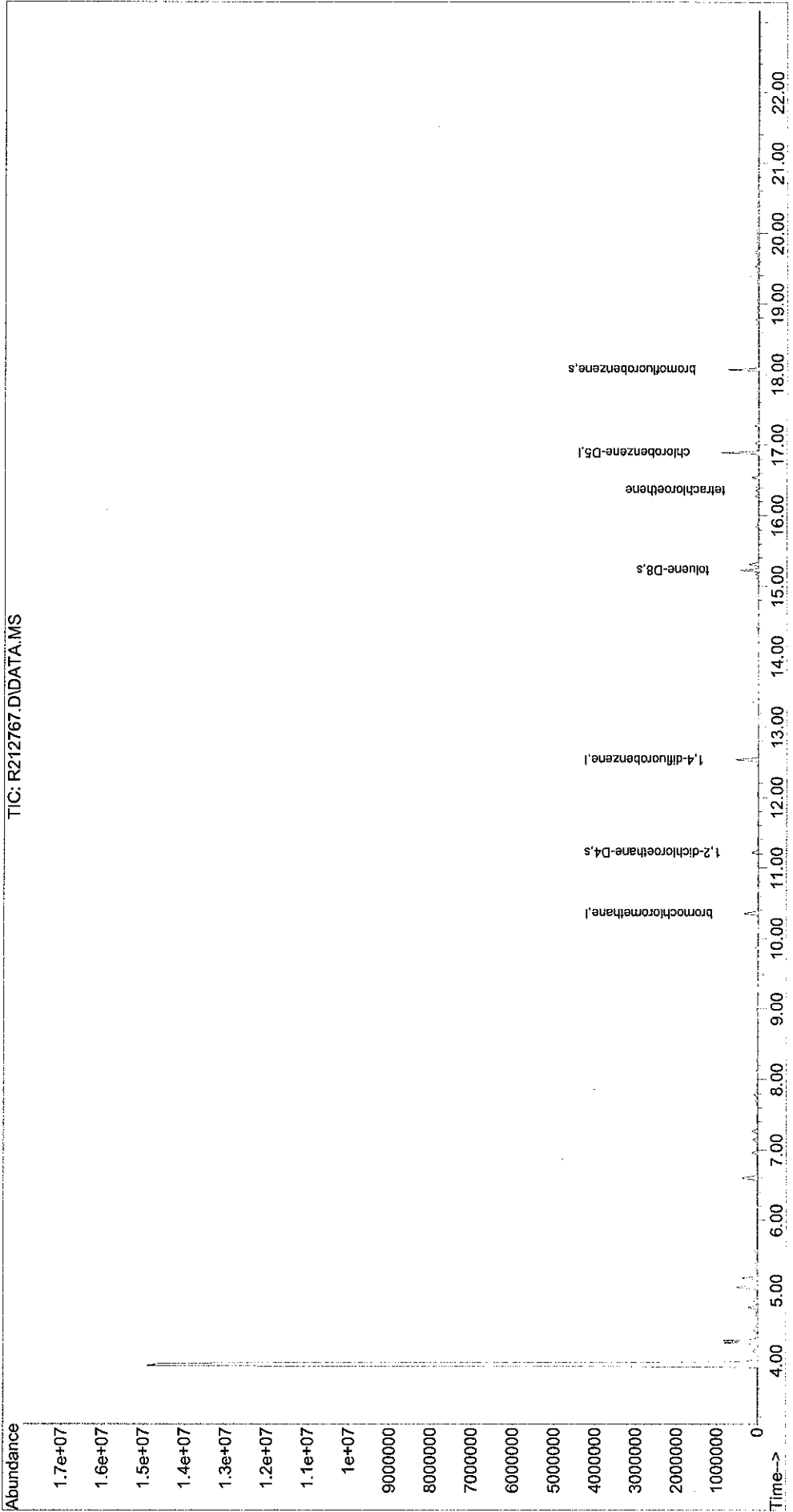
Compound	R.T.	QIon	Response	Conc	Units	Dev (Min)	
Internal Standards							
1) bromochloromethane	10.354	49	192857	10.000	ppbV	0.00	
Standard Area =	246308		Recovery =	78.30%			
43) 1,4-difluorobenzene	12.535	114	420054	10.000	ppbV	0.00	
Standard Area =	561668		Recovery =	74.79%			
68) chlorobenzene-D5	16.889	54	104977	10.000	ppbV	0.00	
Standard Area =	138611		Recovery =	75.73%			
System Monitoring Compounds							
47) 1,2-dichloroethane-D4	11.220	65	107651	7.892	ppbV	0.00	
Spiked Amount	10.000	Range 70 - 130	Recovery =	78.92%			
70) toluene-D8	15.228	98	262184	5.798	ppbV	0.00	
Spiked Amount	10.000	Range 70 - 130	Recovery =	57.98%#			
91) bromofluorobenzene	18.065	95	176166	5.867	ppbV	0.00	
Spiked Amount	10.000	Range 70 - 130	Recovery =	58.67%#			
Target Compounds							
							Qvalue
9) vinyl chloride	0.000		0		N.D.		
26) 1,1-dichloroethene	7.555	61	47		N.D.		
32) trans-1,2-dichloroethene	8.872	61	46		N.D.		
33) 1,1-dichloroethane	0.000		0		N.D.		
37) cis-1,2-dichloroethene	0.000		0		N.D.		
42) 1,2-dichloroethane	0.000		0		N.D.		d
48) 1,1,1-trichloroethane	0.000		0		N.D.		
59) trichloroethene	13.334	130	531		N.D.		
76) 1,2-dibromoethane	0.000		0		N.D.		
79) tetrachloroethene	16.361	166	16795	0.757	ppbV #	85	

(#) = qualifier out of range (m) = manual integration (+) = signals summed

Sub List : 9_Chlorinateds+EDB - [] (QT Reviewed)

Data Path : O:\Forensics\Data\AIR2\2010\100908T\
Data File : R212767.D
Acq On : 8 Sep 2010 11:59 pm
Operator : AIRPIANO2:AJ
Sample : 11013606-07,3,250,250
Misc : wg431443
ALS Vial : 10 Sample Multiplier: 1

Quant Time: Sep 09 08:59:02 2010
Quant Method : O:\Forensics\Data\AIR2\2010\100908T\TALL100730.M
Quant Title : TO-14A/TO-15 SIM/Full Scan Analysis
QLast Update : Sat Jul 31 11:54:33 2010
Response via : Initial Calibration



Data Path : O:\Forensics\Data\AIR2\2010\100908T\
 Data File : R212768.D
 Acq On : 9 Sep 2010 12:38 am
 Operator : AIRPIANO2:AJ
 Sample : 11013606-08,3,250,250
 Misc : wg431443
 ALS Vial : 11 Sample Multiplier: 1

Quant Time: Sep 09 07:57:12 2010
 Quant Method : O:\Forensics\Data\AIR2\2010\100908T\TALL100730.M
 Quant Title : TO-14A/TO-15 SIM/Full Scan Analysis
 QLast Update : Sat Jul 31 11:54:33 2010
 Response via : Initial Calibration

Sub List : 9_Chlorinateds+EDB -

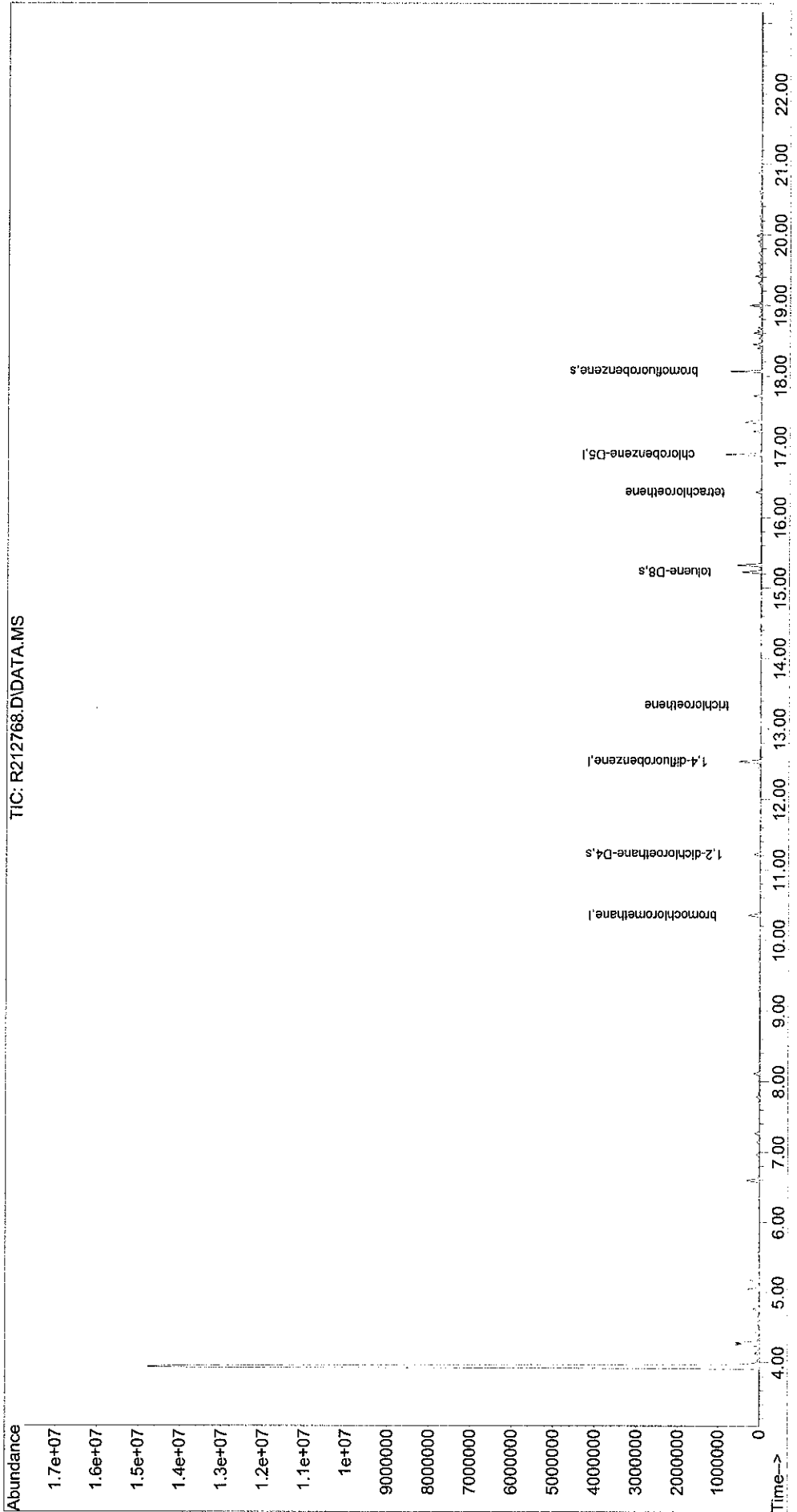
Compound	R.T.	QIon	Response	Conc	Units	Dev(Min)	
Internal Standards							
1) bromochloromethane	10.353	49	159304	10.000	ppbV	0.00	
Standard Area =	246308		Recovery =	64.68%			
43) 1,4-difluorobenzene	12.535	114	397015	10.000	ppbV	0.00	
Standard Area =	561668		Recovery =	70.68%			
68) chlorobenzene-D5	16.889	54	98954	10.000	ppbV	0.00	
Standard Area =	138611		Recovery =	71.39%			
System Monitoring Compounds							
47) 1,2-dichloroethane-D4	11.219	65	111441	8.644	ppbV	0.00	
Spiked Amount	10.000	Range 70 - 130	Recovery =	86.44%			
70) toluene-D8	15.227	98	271056	6.359	ppbV	0.00	
Spiked Amount	10.000	Range 70 - 130	Recovery =	63.59%#			
91) bromofluorobenzene	18.065	95	178971	6.323	ppbV	0.00	
Spiked Amount	10.000	Range 70 - 130	Recovery =	63.23%#			
Target Compounds							
9) vinyl chloride	0.000		0		N.D.		Qvalue
26) 1,1-dichloroethene	0.000		0		N.D.		
32) trans-1,2-dichloroethene	0.000		0		N.D.		
33) 1,1-dichloroethane	9.296	63	38		N.D.		
37) cis-1,2-dichloroethene	0.000		0		N.D.		
42) 1,2-dichloroethane	0.000		0		N.D.		
48) 1,1,1-trichloroethane	0.000		0		N.D.		
59) trichloroethene	13.333	130	3779	0.270	ppbV #	88	
76) 1,2-dibromoethane	0.000		0		N.D.		
79) tetrachloroethene	16.356	166	34585	1.653	ppbV	88	

(#) = qualifier out of range (m) = manual integration (+) = signals summed

Sub List : 9_Chlorinateds+EDB - □□□□ (QT Reviewed)

Data Path : O:\Forensics\Data\AIR2\2010\100908T\
Data File : R212768.D
Acq On : 9 Sep 2010 12:38 am
Operator : AIRPIANO2:AJ
Sample : 11013606-08,3,250,250
Misc : wg431443
ALS Vial : 11 Sample Multiplier: 1

Quant Time: Sep 09 07:57:12 2010
Quant Method : O:\Forensics\Data\AIR2\2010\100908T\TALL100730.M
Quant Title : TO-14A/TO-15 SIM/Full Scan Analysis
QLast Update : Sat Jul 31 11:54:33 2010
Response via : Initial Calibration



Data Path : O:\Forensics\Data\AIR2\2010\100908T\
 Data File : R212769.D
 Acq On : 9 Sep 2010 1:17 am
 Operator : AIRPIANO2:AJ
 Sample : 11013606-09,3,250,250
 Misc : wg431443
 ALS Vial : 12 Sample Multiplier: 1

Quant Time: Sep 09 07:57:30 2010
 Quant Method : O:\Forensics\Data\AIR2\2010\100908T\TALL100730.M
 Quant Title : TO-14A/TO-15 SIM/Full Scan Analysis
 QLast Update : Sat Jul 31 11:54:33 2010
 Response via : Initial Calibration

Sub List : 9_Chlorinateds+EDB -

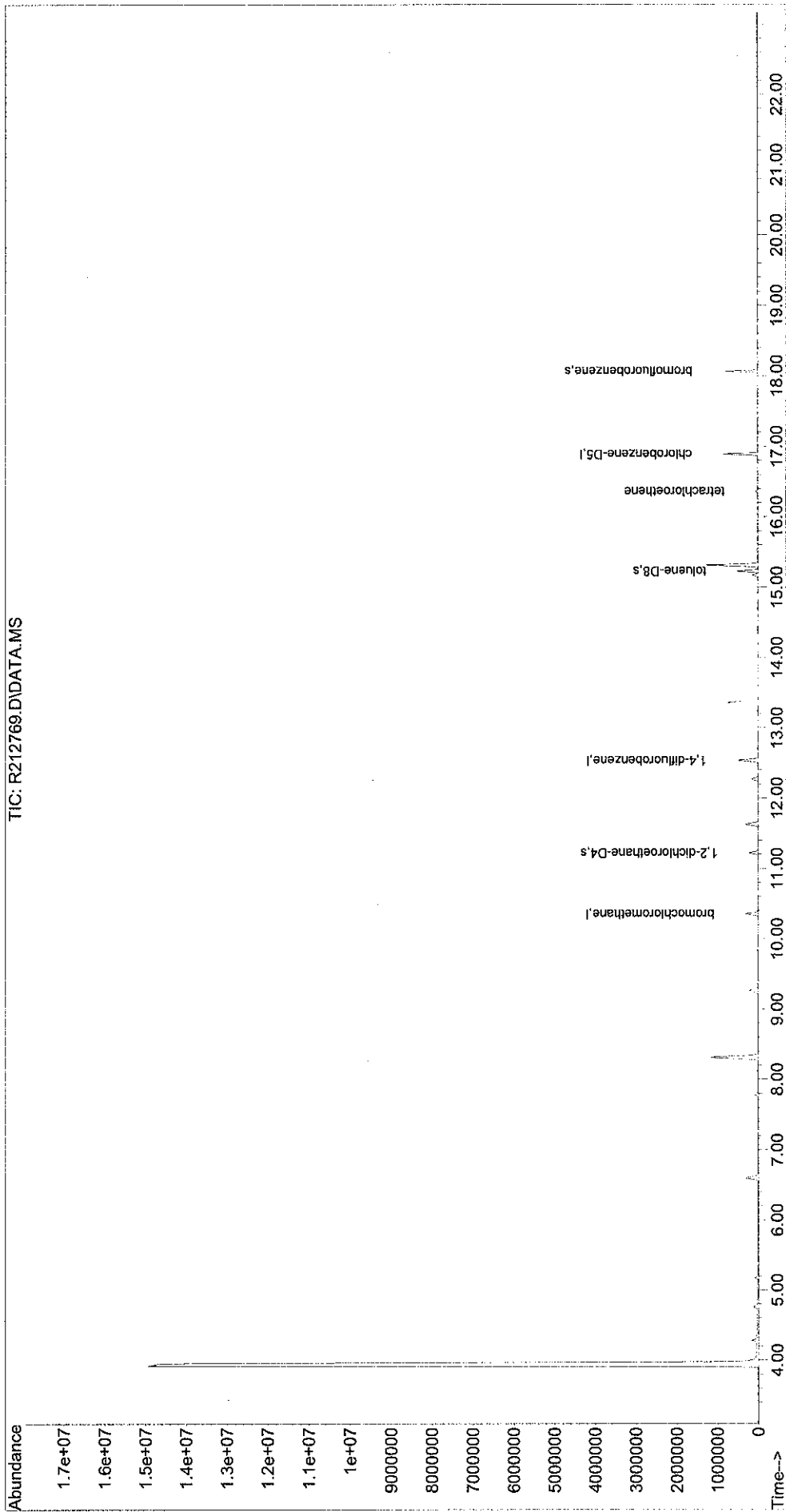
Compound	R.T.	QIon	Response	Conc	Units	Dev(Min)	
Internal Standards							
1) bromochloromethane	10.353	49	173393	10.000	ppbV	0.00	
Standard Area =	246308		Recovery =		70.40%		
43) 1,4-difluorobenzene	12.535	114	372876	10.000	ppbV	0.00	
Standard Area =	561668		Recovery =		66.39%		
68) chlorobenzene-D5	16.889	54	94111	10.000	ppbV	0.00	
Standard Area =	138611		Recovery =		67.90%		
System Monitoring Compounds							
47) 1,2-dichloroethane-D4	11.219	65	126985	10.488	ppbV	0.00	
Spiked Amount	10.000	Range 70 - 130	Recovery =		104.88%		
70) toluene-D8	15.228	98	294909	7.275	ppbV	0.00	
Spiked Amount	10.000	Range 70 - 130	Recovery =		72.75%		
91) bromofluorobenzene	18.065	95	183482	6.816	ppbV	0.00	
Spiked Amount	10.000	Range 70 - 130	Recovery =		68.16%#		
Target Compounds							
9) vinyl chloride	0.000		0		N.D.		Qvalue
26) 1,1-dichloroethene	7.555	61	160		N.D.		
32) trans-1,2-dichloroethene	0.000		0		N.D.		
33) 1,1-dichloroethane	9.262	63	182		N.D.		
37) cis-1,2-dichloroethene	0.000		0		N.D.		
42) 1,2-dichloroethane	0.000		0		N.D.		
48) 1,1,1-trichloroethane	0.000		0		N.D.		
59) trichloroethene	0.000		0		N.D.		
76) 1,2-dibromoethane	0.000		0		N.D.		
79) tetrachloroethene	16.361	166	12595	0.633	ppbV	93	

(#) = qualifier out of range (m) = manual integration (+) = signals summed

Sub List : 9_Chlorinateds+EDB - □□□□ (QT Reviewed)

Data Path : O:\Forensics\Data\AIR2\2010\100908T\
Data File : R212769.D
Acq On : 9 Sep 2010 1:17 am
Operator : AIRPIANO2:AJ
Sample : 11013606-09,3,250,250
Misc : wg431443
ALS Vial : 12 Sample Multiplier: 1

Quant Time: Sep 09 07:57:30 2010
Quant Method : O:\Forensics\Data\AIR2\2010\100908T\TALL100730.M
Quant Title : TO-14A/TO-15 SIM/Full Scan Analysis
QLast Update : Sat Jul 31 11:54:33 2010
Response via : Initial Calibration



Data Path : O:\Forensics\Data\AIR2\2010\100908T\
 Data File : R212770.D
 Acq On : 9 Sep 2010 1:55 am
 Operator : AIRPIANO2:AJ
 Sample : 11013606-10,3,250,250
 Misc : wg431443
 ALS Vial : 13 Sample Multiplier: 1

Quant Time: Sep 09 07:57:52 2010
 Quant Method : O:\Forensics\Data\AIR2\2010\100908T\TALL100730.M
 Quant Title : TO-14A/TO-15 SIM/Full Scan Analysis
 QLast Update : Sat Jul 31 11:54:33 2010
 Response via : Initial Calibration

Sub List : 9_Chlorinateds+EDB -

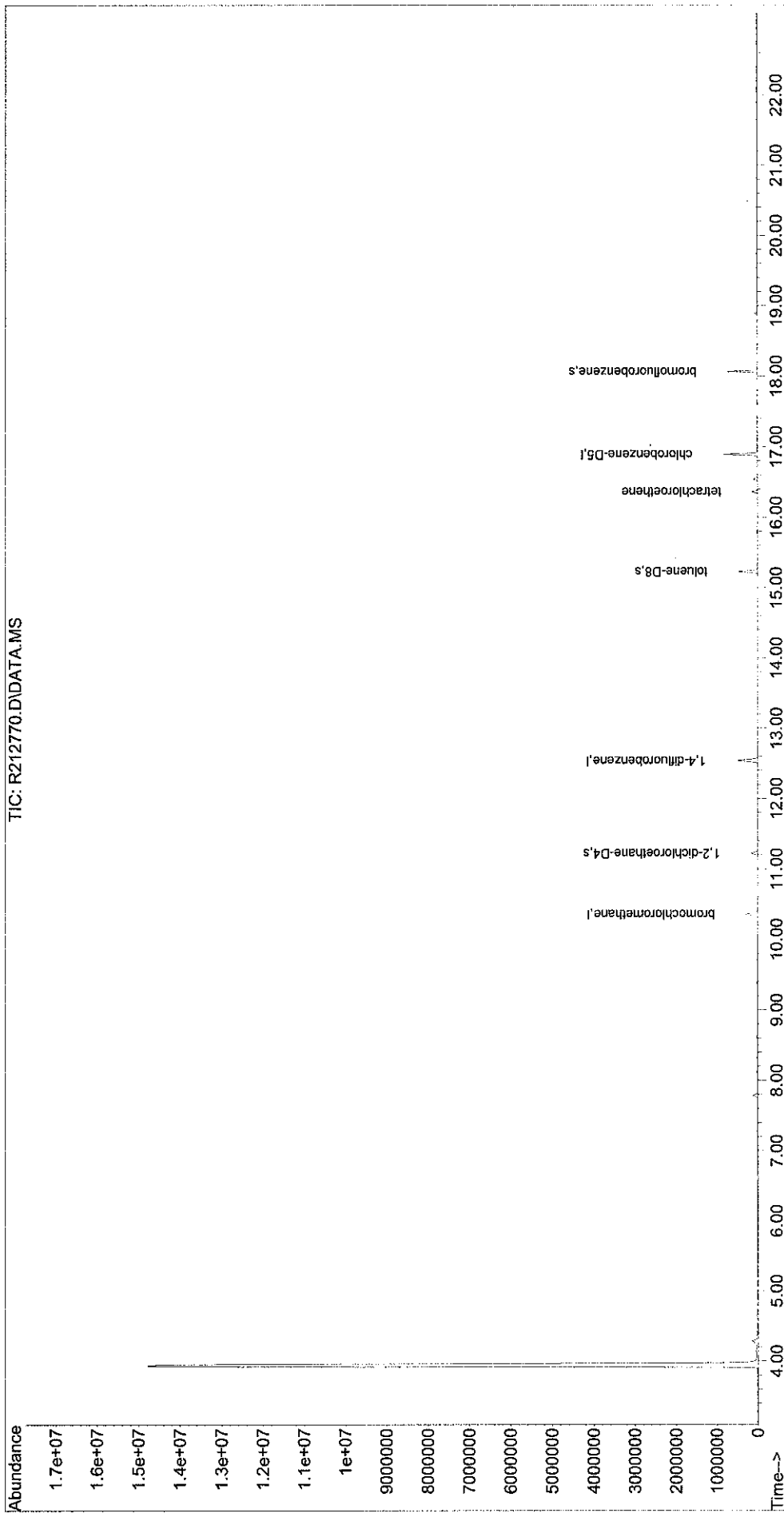
Compound	R.T.	QIon	Response	Conc	Units	Dev(Min)
Internal Standards						
1) bromochloromethane	10.354	49	157635	10.000	ppbV	0.00
Standard Area =	246308		Recovery =		64.00%	
43) 1,4-difluorobenzene	12.536	114	374555	10.000	ppbV	0.00
Standard Area =	561668		Recovery =		66.69%	
68) chlorobenzene-D5	16.892	54	94249	10.000	ppbV	# 0.00
Standard Area =	138611		Recovery =		68.00%	
System Monitoring Compounds						
47) 1,2-dichloroethane-D4	11.220	65	118350	9.731	ppbV	0.00
Spiked Amount	10.000	Range 70 - 130	Recovery =		97.31%	
70) toluene-D8	15.228	98	264466	6.515	ppbV	0.00
Spiked Amount	10.000	Range 70 - 130	Recovery =		65.15%#	
91) bromofluorobenzene	18.062	95	165855	6.152	ppbV	0.00
Spiked Amount	10.000	Range 70 - 130	Recovery =		61.52%#	
Target Compounds						
9) vinyl chloride	0.000		0		N.D.	Qvalue
26) 1,1-dichloroethene	7.570	61	48		N.D.	
32) trans-1,2-dichloroethene	0.000		0		N.D.	
33) 1,1-dichloroethane	0.000		0		N.D.	
37) cis-1,2-dichloroethene	0.000		0		N.D.	
42) 1,2-dichloroethane	0.000		0		N.D.	
48) 1,1,1-trichloroethane	0.000		0		N.D.	
59) trichloroethene	13.335	130	574		N.D.	
76) 1,2-dibromoethane	0.000		0		N.D.	
79) tetrachloroethene	16.359	166	29797	1.495	ppbV	91

(#) = qualifier out of range (m) = manual integration (+) = signals summed

Sub List : 9_Chlorinateds+EDB - (QT Reviewed)

Data Path : O:\Forensics\Data\AIR2\2010\100908T\
Data File : R212770.D
Acq On : 9 Sep 2010 1:55 am
Operator : AIRPIANO2:AJ
Sample : 11013606-10,3,250,250
Misc : wg431443
ALS Vial : 13 Sample Multiplier: 1

Quant Time: Sep 09 07:57:52 2010
Quant Method : O:\Forensics\Data\AIR2\2010\100908T\TALL100730.M
Quant Title : TO-14A/TO-15 SIM/Full Scan Analysis
Qlast Update : Sat Jul 31 11:54:33 2010
Response via : Initial Calibration



Data Path : O:\Forensics\Data\Airlab7\2010\100909T\
 Data File : R712715.D
 Acq On : 9 Sep 2010 11:00 pm
 Operator : AIRLAB7:ry
 Sample : 11013606-11,3,250,250
 Misc : wg431669,ical5297
 ALS Vial : 11 Sample Multiplier: 1

Quant Time: Sep 10 11:21:17 2010
 Quant Method : O:\Forensics\Data\Airlab7\2010\100909T\TALL100825.M
 Quant Title : TO-14A/TO-15 SIM/Full Scan Analysis
 QLast Update : Thu Aug 26 11:10:47 2010
 Response via : Initial Calibration

Sub List : 9_Chlorinateds+EDB - .

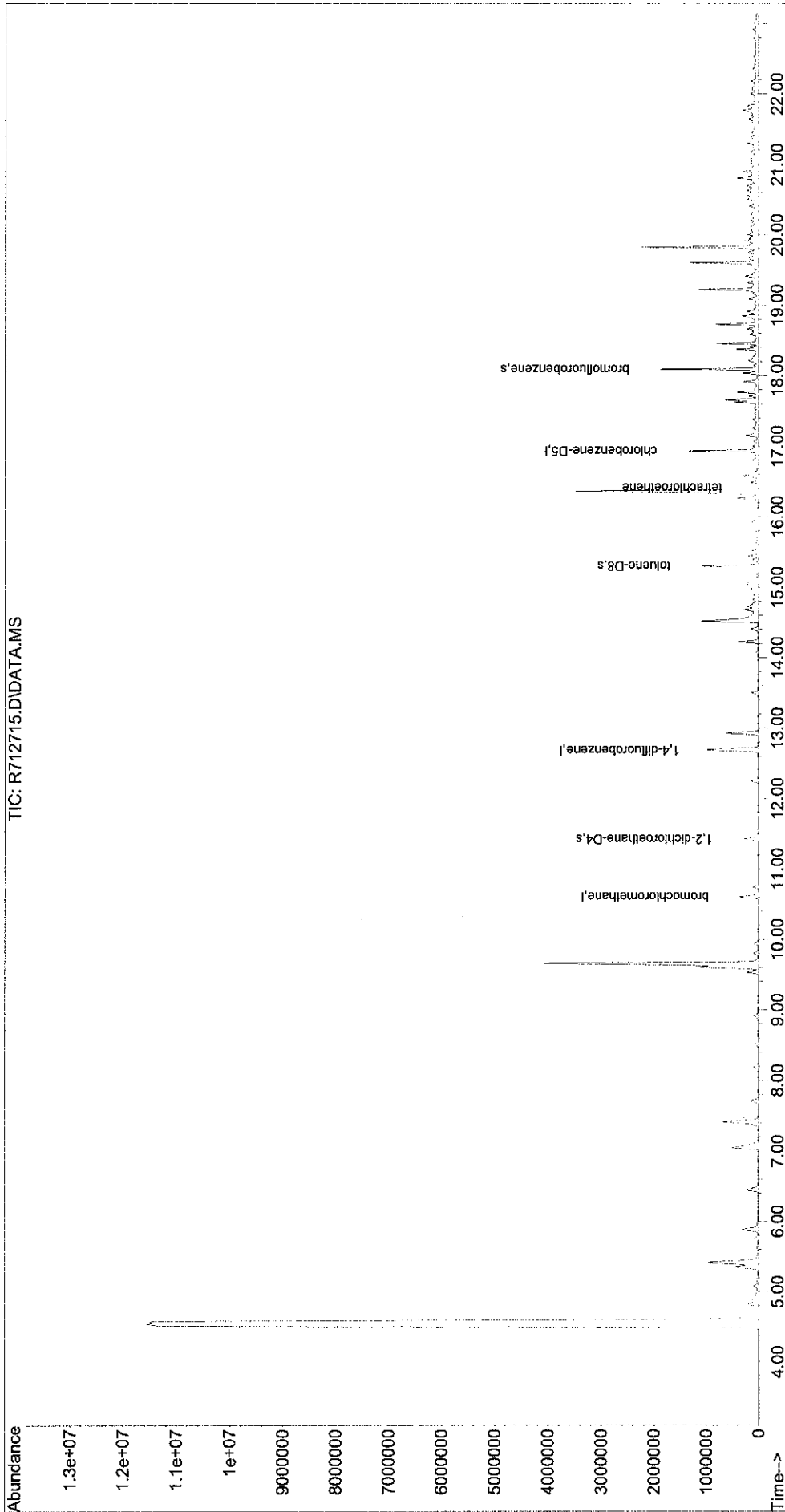
Compound	R.T.	QIon	Response	Conc	Units	Dev (Min)
Internal Standards						
1) bromochloromethane	10.606	49	170658	10.000	ppbV	0.00
Standard Area =	175209		Recovery =	97.40%		
43) 1,4-difluorobenzene	12.684	114	608494	10.000	ppbV	0.00
Standard Area =	612079		Recovery =	99.41%		
68) chlorobenzene-D5	16.930	54	133145	10.000	ppbV	# 0.00
Standard Area =	137750		Recovery =	96.66%		
System Monitoring Compounds						
47) 1,2-dichloroethane-D4	11.426	65	215230	11.351	ppbV	0.00
Spiked Amount	10.000	Range 70 - 130	Recovery =	113.51%		
70) toluene-D8	15.299	98	619300	11.044	ppbV	0.00
Spiked Amount	10.000	Range 70 - 130	Recovery =	110.44%		
91) bromofluorobenzene	18.089	95	409484	10.829	ppbV	0.00
Spiked Amount	10.000	Range 70 - 130	Recovery =	108.29%		
Target Compounds						
9) vinyl chloride	0.000		0		N.D.	Qvalue
26) 1,1-dichloroethene	0.000		0		N.D. d	
32) trans-1,2-dichloroethene	0.000		0		N.D.	
33) 1,1-dichloroethane	0.000		0		N.D. d	
37) cis-1,2-dichloroethene	0.000		0		N.D.	
42) 1,2-dichloroethane	0.000		0		N.D. d	
48) 1,1,1-trichloroethane	0.000		0		N.D. d	
59) trichloroethene	0.000		0		N.D. d	
76) 1,2-dibromoethane	0.000		0		N.D. d	
79) tetrachloroethene	16.410	166	12666	0.363	ppbV #	87

(#) = qualifier out of range (m) = manual integration (+) = signals summed

Sub List : 9_Chlorinateds+EDB - (QT Reviewed)

Data Path : O:\Forensics\Data\AirLab7\2010\100909T\
Data File : R712715.D
Acq On : 9 Sep 2010 11:00 pm
Operator : AIRLAB7:ry
Sample : 11013606-11,3,250,250
Misc : wg431669,ical5297
ALS Vial : 11 Sample Multiplier: 1

Quant Time: Sep 10 11:21:17 2010
Quant Method : O:\Forensics\Data\AirLab7\2010\100909T\TALL100825.M
Quant Title : TO-14A/TO-15 SIM/Full Scan Analysis
QLast Update : Thu Aug 26 11:10:47 2010
Response via : Initial Calibration



Data Path : O:\Forensics\Data\Airlab7\2010\100909T\
 Data File : R712716.D
 Acq On : 10 Sep 2010 8:10 am
 Operator : AIRLAB7:ry
 Sample : 11013606-12,3,250,250
 Misc : wg431669,ical5297
 ALS Vial : 12 Sample Multiplier: 1

Quant Time: Sep 10 11:22:16 2010
 Quant Method : O:\Forensics\Data\Airlab7\2010\100909T\TALL100825.M
 Quant Title : TO-14A/TO-15 SIM/Full Scan Analysis
 QLast Update : Thu Aug 26 11:10:47 2010
 Response via : Initial Calibration

Sub List : 9_Chlorinateds+EDB - .

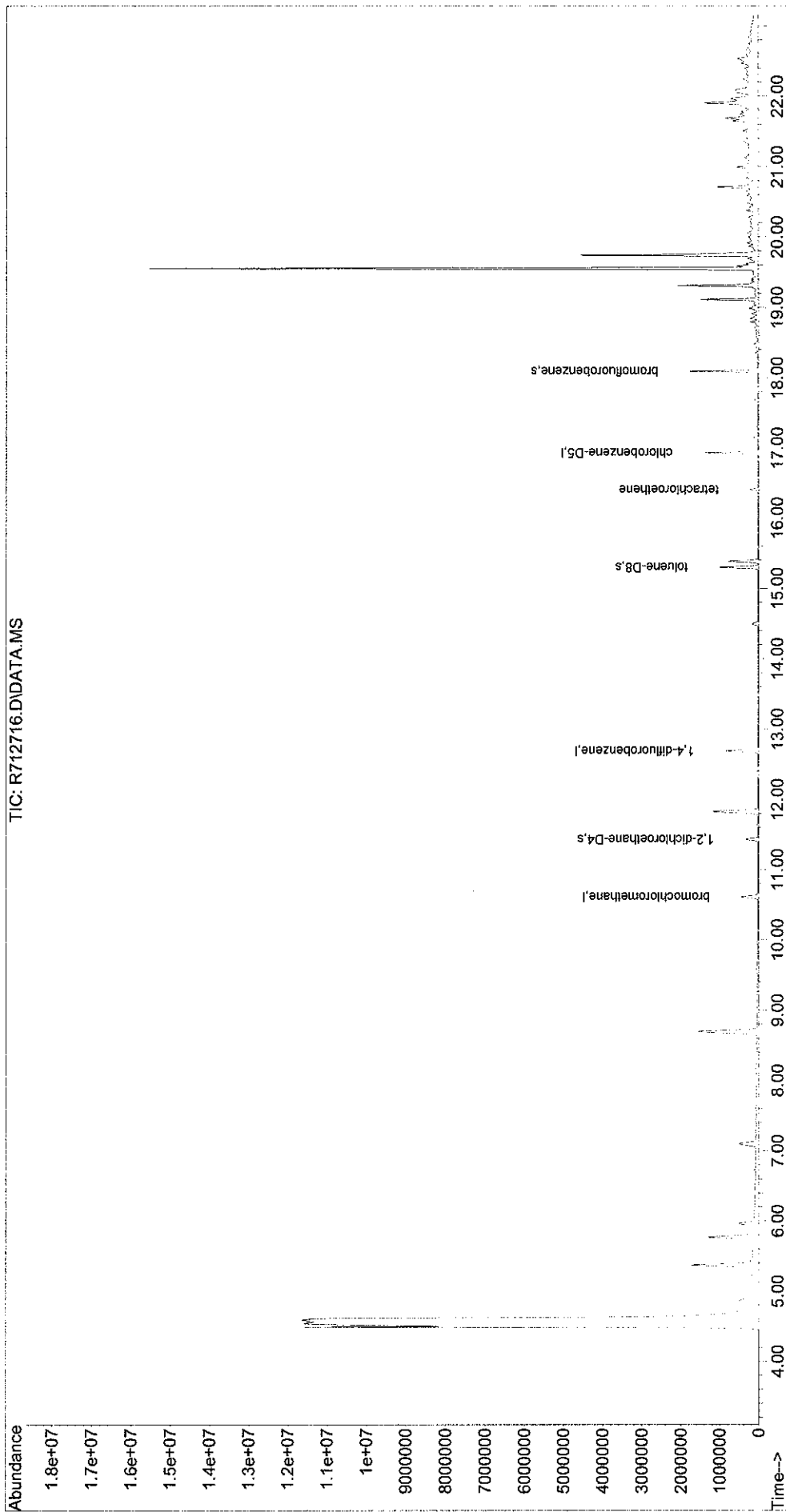
Compound	R.T.	QIon	Response	Conc	Units	Dev (Min)	Qvalue
Internal Standards							
1) bromochloromethane	10.611	49	205043	10.000	ppbV	0.00	
Standard Area =	175209		Recovery =	117.03%			
43) 1,4-difluorobenzene	12.690	114	703453	10.000	ppbV	0.00	
Standard Area =	612079		Recovery =	114.93%			
68) chlorobenzene-D5	16.930	54	139099	10.000	ppbV	# 0.00	
Standard Area =	137750		Recovery =	100.98%			
System Monitoring Compounds							
47) 1,2-dichloroethane-D4	11.431	65	236259	10.778	ppbV	0.00	
Spiked Amount	10.000	Range 70 - 130	Recovery =	107.78%			
70) toluene-D8	15.299	98	621346	10.606	ppbV	0.00	
Spiked Amount	10.000	Range 70 - 130	Recovery =	106.06%			
91) bromofluorobenzene	18.088	95	406231	10.284	ppbV	0.00	
Spiked Amount	10.000	Range 70 - 130	Recovery =	102.84%			
Target Compounds							
9) vinyl chloride	0.000		0		N.D.		
26) 1,1-dichloroethene	0.000		0		N.D. d		
32) trans-1,2-dichloroethene	0.000		0		N.D.		
33) 1,1-dichloroethane	0.000		0		N.D. d		
37) cis-1,2-dichloroethene	10.419	61	897		N.D.		
42) 1,2-dichloroethane	0.000		0		N.D. d		
48) 1,1,1-trichloroethane	0.000		0		N.D.		
59) trichloroethene	13.452	130	768		N.D.		
76) 1,2-dibromoethane	0.000		0		N.D.		
79) tetrachloroethene	16.405	166	56619	1.554	ppbV	99	

(#) = qualifier out of range (m) = manual integration (+) = signals summed

Sub List : 9_Chlorinateds+EDB - .0000 (QT Reviewed)

Data Path : O:\Forensics\Data\Airlab7\2010\100909T\
Data File : R712716.D
Acq On : 10 Sep 2010 8:10 am
Operator : AIRLAB7:ry
Sample : 11013606-12,3,250,250
Misc : wg431669,ical5297
ALS Vial : 12 Sample Multiplier: 1

Quant Time: Sep 10 11:22:16 2010
Quant Method : O:\Forensics\Data\Airlab7\2010\100909T\TALL100825.M
Quant Title : TO-14A/TO-15 SIM/Full Scan Analysis
QLast Update : Thu Aug 26 11:10:47 2010
Response via : Initial Calibration



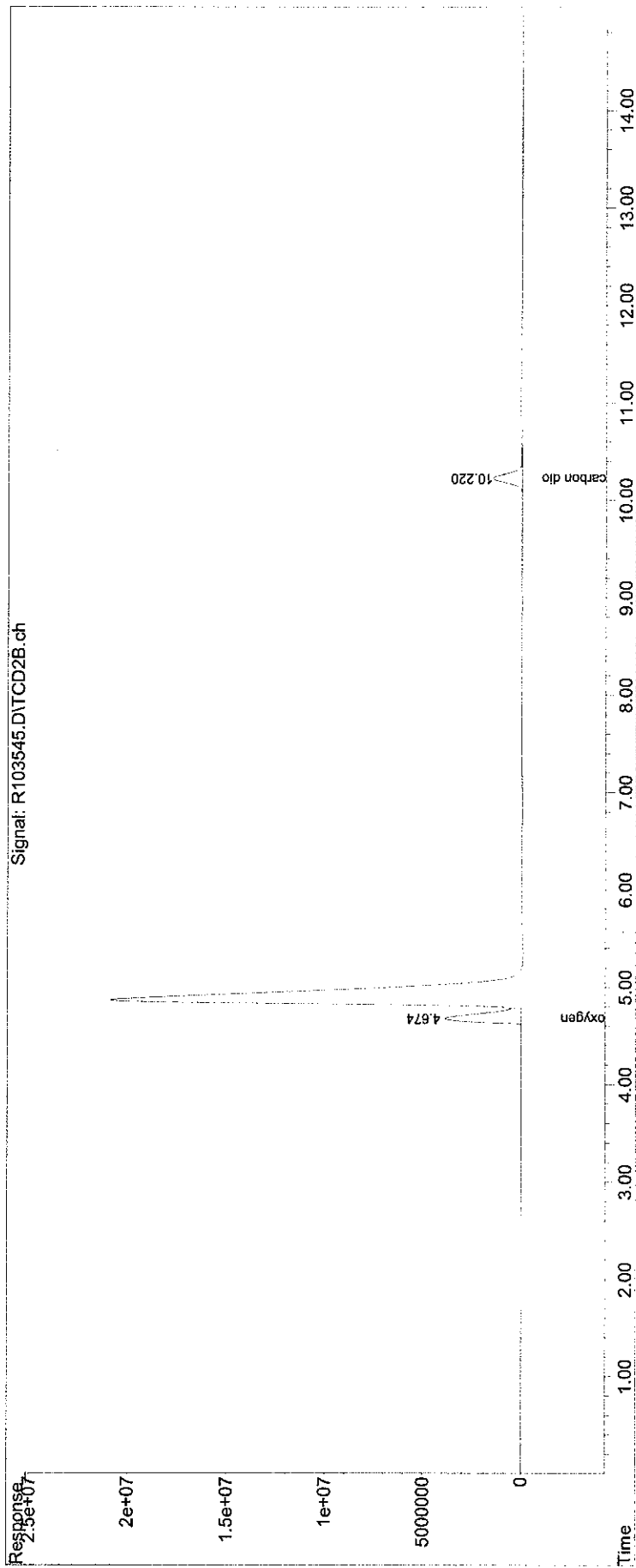
Fixed Gases

Quantitation Report (QT Reviewed)

Data Path : O:\Forensics\Data\airlab10\100910FG\
Data File : R103545.D
Signal(s) : TCD2B.ch
Acq On : 10 Sep 2010 2:27 pm
Operator : airlab10:ry
Sample : L1013606-01D,4,0.2775,1
Misc : WG431830
ALS Vial : 1 Sample Multiplier: 1

Integration File: events.e
Quant Time: Sep 10 16:10:15 2010
Quant Method : O:\Forensics\Data\airlab10\100910FG\FG100730.M
Quant Title : Fixed Gas Analysis via Method 3C
QLast Update : Tue Aug 03 13:42:03 2010
Response via : Initial Calibration
Integrator: ChemStation

Volume Inj. :
Signal Phase :
Signal Info :

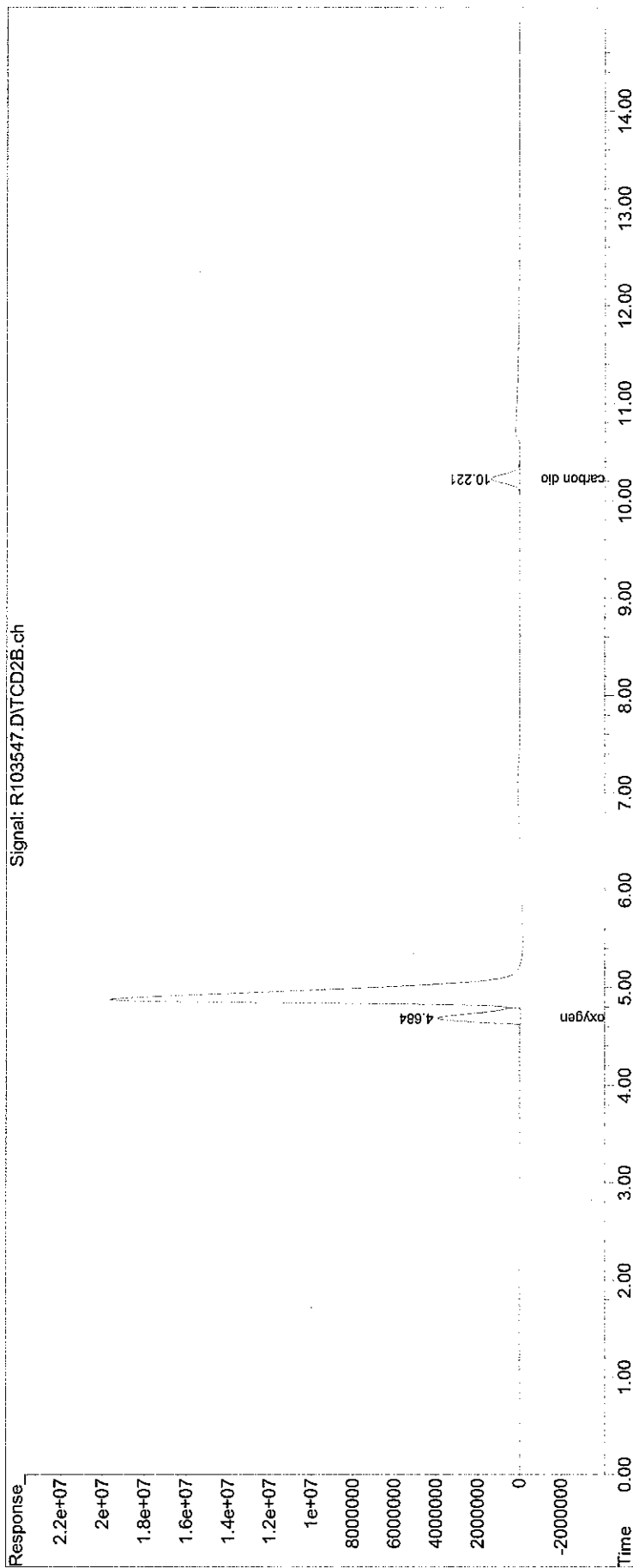


Quantitation Report (QT Reviewed)

Data Path : O:\Forensics\Data\airlab10\100910FG\
 Data File : R103547.D
 Signal(s) : TCD2B.ch
 Acq On : 10 Sep 2010 3:08 pm
 Operator : airlab10:ry
 Sample : L1013606-02D,4,0.2740,1
 Misc : WG431830
 ALS Vial : 2 Sample Multiplier: 1

Integration File: events.e
 Quant Time: Sep 10 16:11:47 2010
 Quant Method : O:\Forensics\Data\airlab10\100910FG\FG100730.M
 Quant Title : Fixed Gas Analysis via Method 3C
 QLast Update : Tue Aug 03 13:42:03 2010
 Response via : Initial Calibration
 Integrator: ChemStation

Volume Inj. :
 Signal Phase :
 Signal Info :

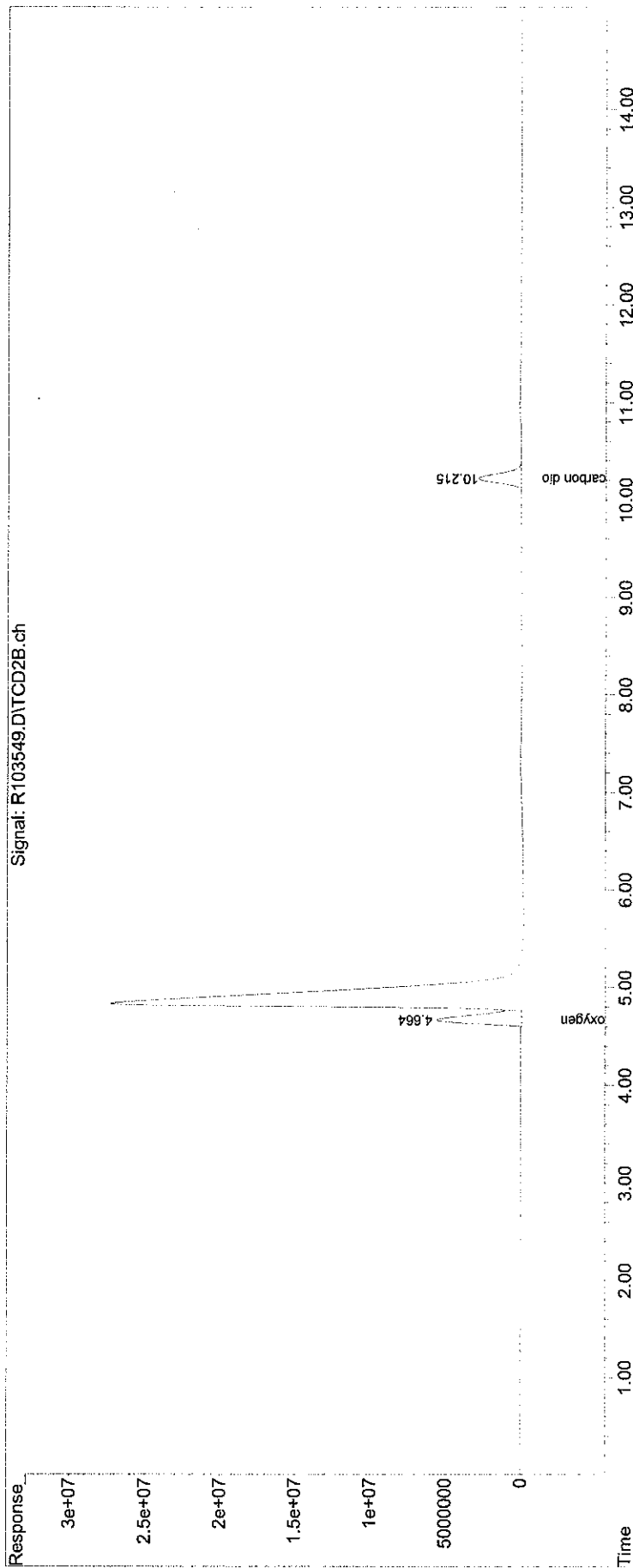


Quantitation Report (QT Reviewed)

Data Path : O:\Forensics\Data\airlab10\100910FG\
 Data File : R103549.D
 Signal(s) : TCD2B.ch
 Acq On : 10 Sep 2010 3:49 pm
 Operator : airlab10:ry
 Sample : L1013606-03D,4,0.4327,1
 Misc : WG431830
 ALS Vial : 3 Sample Multiplier: 1

Integration File: events.e
 Quant Time: Sep 10 16:13:10 2010
 Quant Method : O:\Forensics\Data\airlab10\100910FG\FG100730.M
 Quant Title : Fixed Gas Analysis via Method 3C
 QLast Update : Tue Aug 03 13:42:03 2010
 Response via : Initial Calibration
 Integrator: ChemStation

Volume Inj. :
 Signal Phase :
 Signal Info :

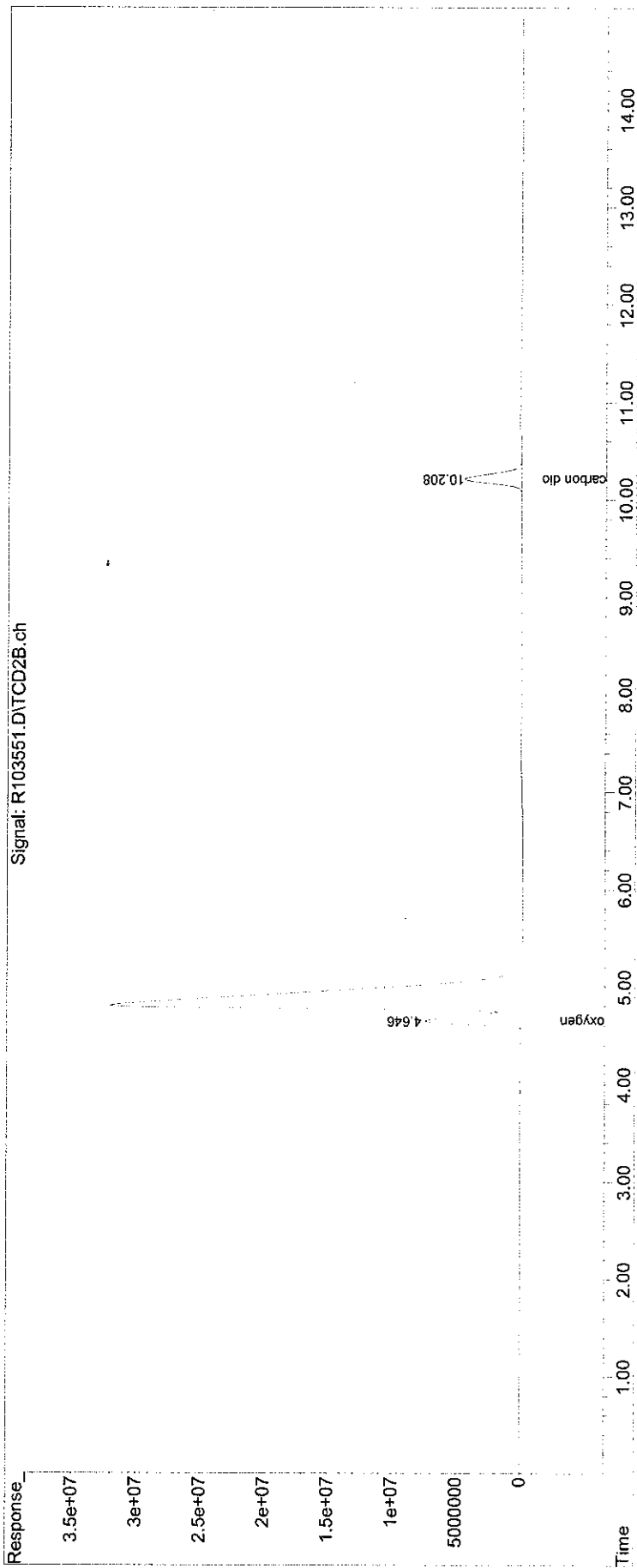


Quantitation Report (QT Reviewed)

Data Path : O:\Forensics\Data\airlab10\100910FG\
Data File : R103551.D
Signal(s) : TCD2B.ch
Acq On : 10 Sep 2010 4:31 pm
Operator : airlab10:ry
Sample : L1013606-04D,4,0.5616,1
Misc : WG431830
ALS Vial : 4 Sample Multiplier: 1

Integration File: events.e
Quant Time: Sep 10 16:52:23 2010
Quant Method : O:\Forensics\Data\airlab10\100910FG\FG100730.M
Quant Title : Fixed Gas Analysis via Method 3C
QLast Update : Tue Aug 03 13:42:03 2010
Response via : Initial Calibration
Integrator: ChemStation

Volume Inj. :
Signal Phase :
Signal Info :

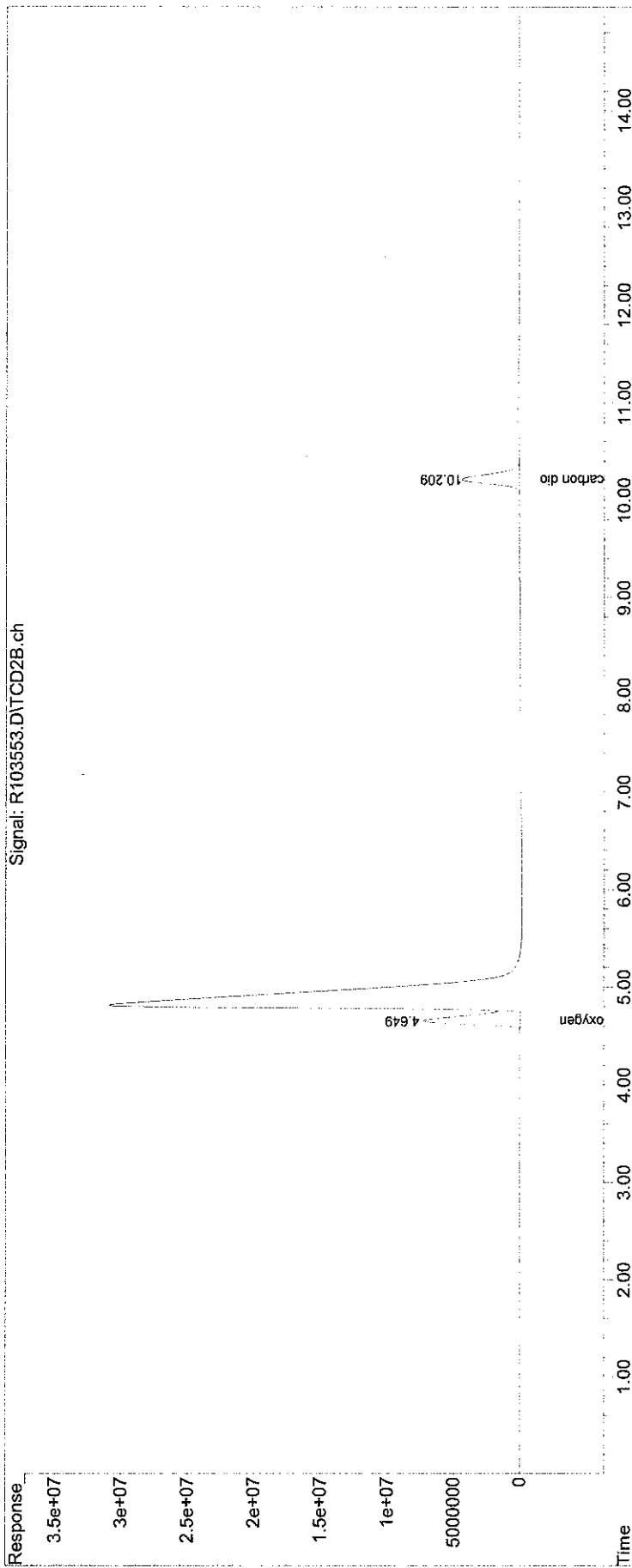


Quantitation Report (QT Reviewed)

Data Path : O:\Forensics\Data\airlab10\100910FG\
 Data File : R103553.D
 Signal(s) : TCD2B.ch
 Acq On : 10 Sep 2010 5:12 pm
 Operator : airlab10:ry
 Sample : L1013606-05D,4,0.5294,1
 Misc : WG431830
 ALS Vial : 5 Sample Multiplier: 1

Integration File: events.e
 Quant Time: Sep 10 18:26:57 2010
 Quant Method : O:\Forensics\Data\airlab10\100910FG\FG100730.M
 Quant Title : Fixed Gas Analysis via Method 3C
 QLast Update : Tue Aug 03 13:42:03 2010
 Response via : Initial Calibration
 Integrator: ChemStation

Volume Inj. :
 Signal Phase :
 Signal Info :

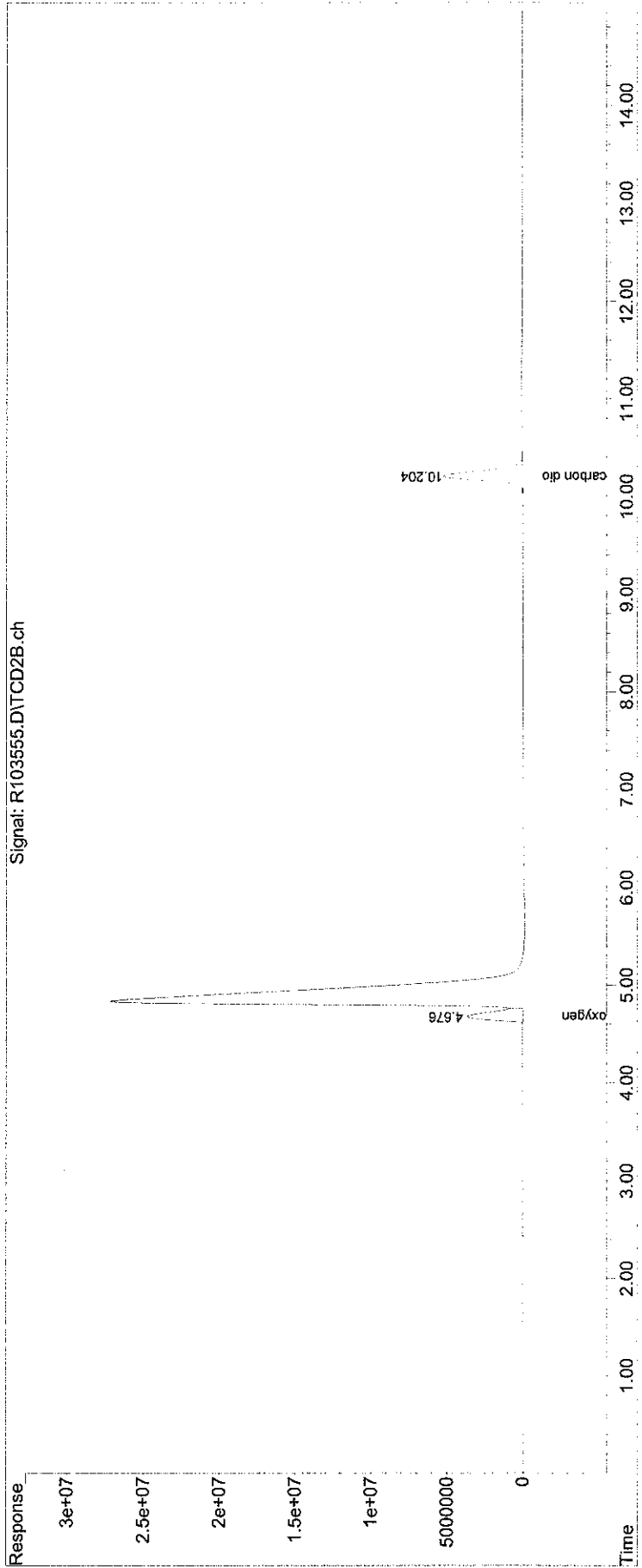


Quantitation Report (QT Reviewed)

Data Path : O:\Forensics\Data\airlab10\100910FG\
 Data File : R103555.D
 Signal(s) : TCD2B.ch
 Acq On : 10 Sep 2010 5:53 pm
 Operator : airlab10:ry
 Sample : L1013606-06D,4,0.4175,1
 Misc : WG431830
 ALS Vial : 6 Sample Multiplier: 1

Integration File: events.e
 Quant Time: Sep 10 18:28:21 2010
 Quant Method : O:\Forensics\Data\airlab10\100910FG\FG100730.M
 Quant Title : Fixed Gas Analysis via Method 3C
 QLast Update : Tue Aug 03 13:42:03 2010
 Response via : Initial Calibration
 Integrator: ChemStation

Volume Inj. :
 Signal Phase :
 Signal Info :

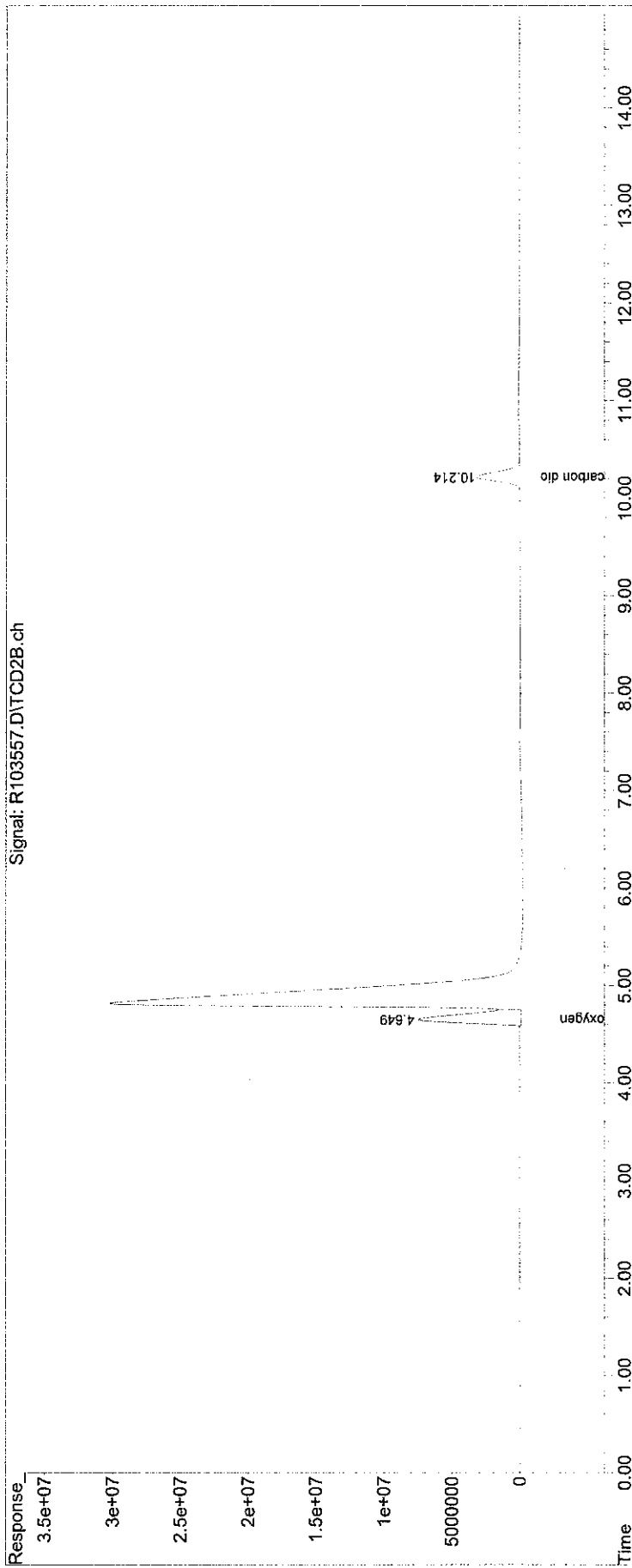


Quantitation Report (QT Reviewed)

Data Path : O:\Forensics\Data\airlab10\100910FG\
Data File : R103557.D
Signal(s) : TCD2B.ch
Acq On : 10 Sep 2010 6:34 pm
Operator : airlab10:ry
Sample : L1013606-07D,4,0.5604,1
Misc : WG431830
ALS Vial : 7 Sample Multiplier: 1

Integration File: events.e
Quant Time: Sep 11 10:02:55 2010
Quant Method : O:\Forensics\Data\airlab10\100910FG\FG100730.M
Quant Title : Fixed Gas Analysis via Method 3C
Quant Update : Tue Aug 03 13:42:03 2010
Response via : Initial Calibration
Integrator: ChemStation

Volume Inj. :
Signal Phase :
Signal Info :

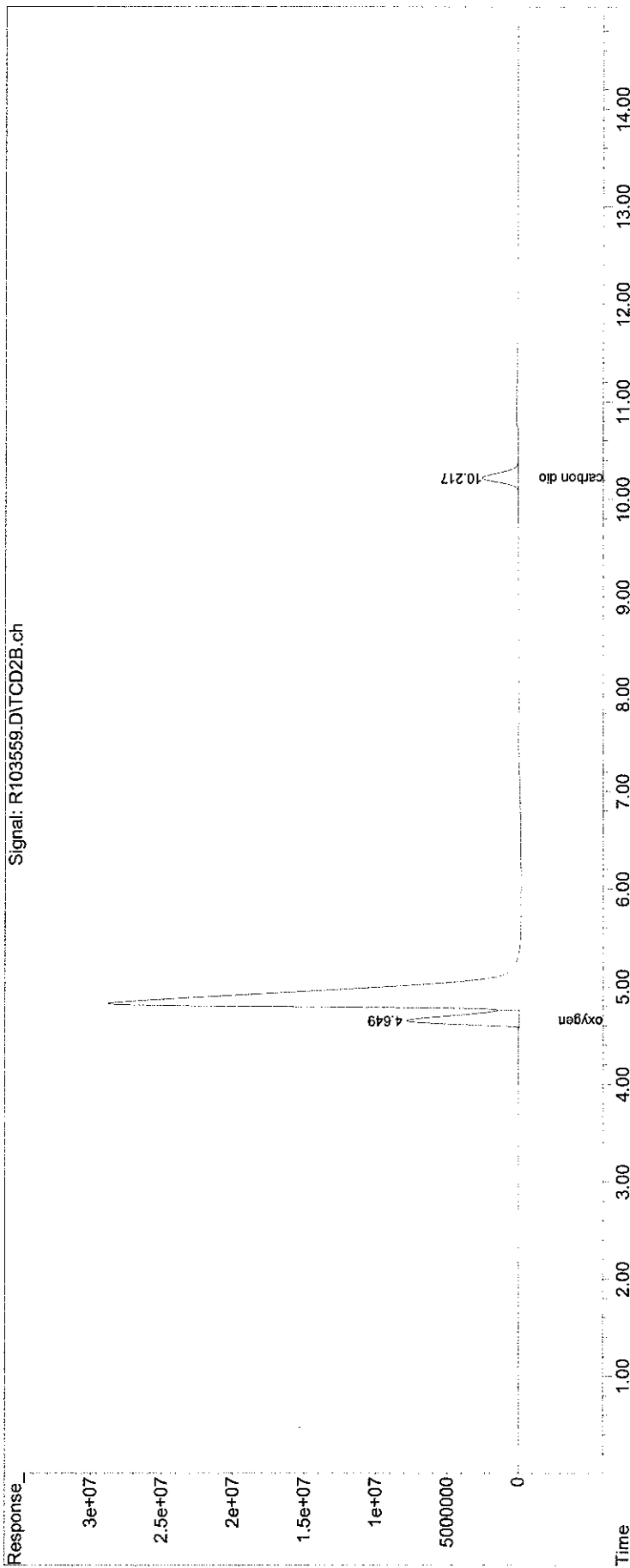


Quantitation Report (QT Reviewed)

Data Path : O:\Forensics\Data\airlab10\100910FG\
Data File : R103559.D
Signal(s) : TCD2B.ch
Acq On : 10 Sep 2010 7:16 pm
Operator : airlab10:ry
Sample : L1013606-08D,4,0.4755,1
Misc : WG431830
ALS Vial : 9 Sample Multiplier: 1

Integration File: events.e
Quant Time: Sep 11 10:04:31 2010
Quant Method : O:\Forensics\Data\airlab10\100910FG\FG100730.M
Quant Title : Fixed Gas Analysis via Method 3C
Quant Update : Tue Aug 03 13:42:03 2010
Response via : Initial Calibration
Integrator: ChemStation

Volume Inj. :
Signal Phase :
Signal Info :

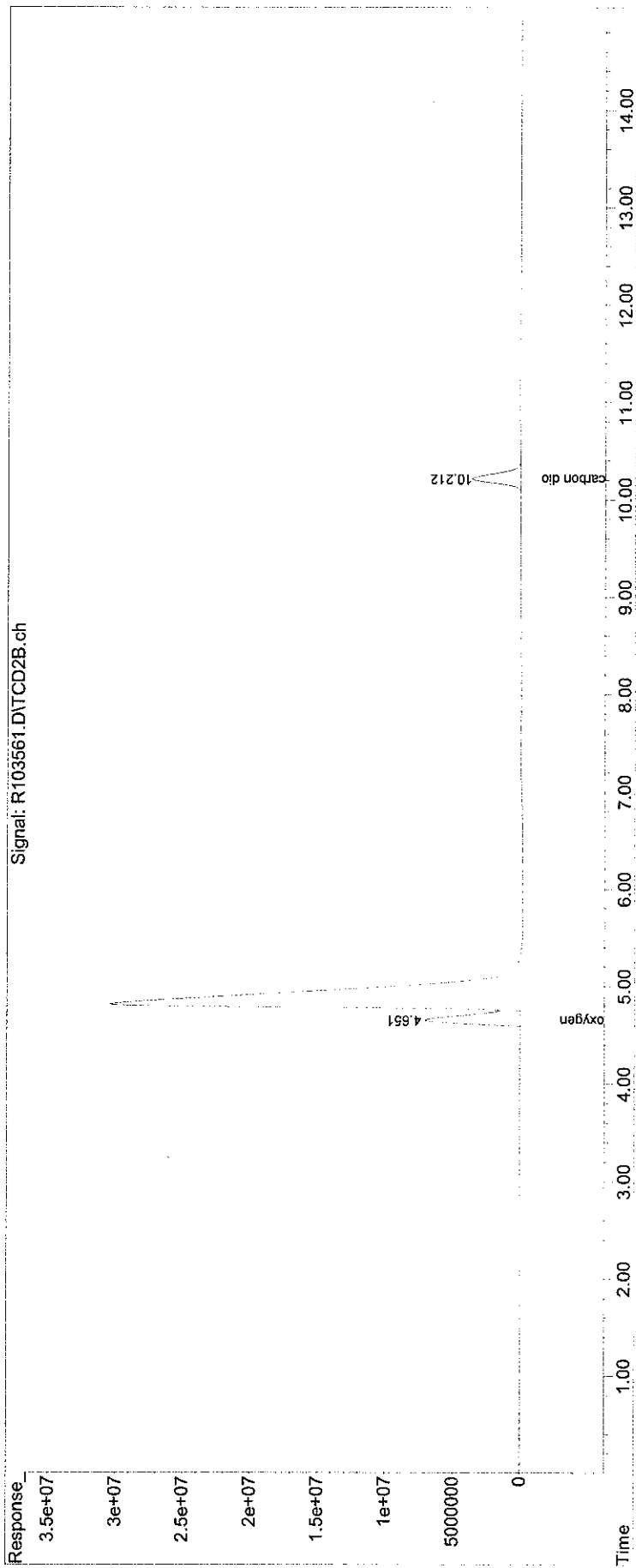


Quantitation Report (QT Reviewed)

Data Path : O:\Forensics\Data\airlab10\100910FG\
 Data File : R103561.D
 Signal(s) : TCD2B.ch
 Acq On : 10 Sep 2010 7:57 pm
 Operator : airlab10:ry
 Sample : L1013606-09D,4,0.5144,1
 Misc : WG431830
 ALS Vial : 10 Sample Multiplier: 1

Integration File: events.e
 Quant Time: Sep 11 10:05:58 2010
 Quant Method : O:\Forensics\Data\airlab10\100910FG\FG100730.M
 Quant Title : Fixed Gas Analysis via Method 3C
 QLast Update : Tue Aug 03 13:42:03 2010
 Response via : Initial Calibration
 Integrator: ChemStation

Volume Inj. :
 Signal Phase :
 Signal Info :

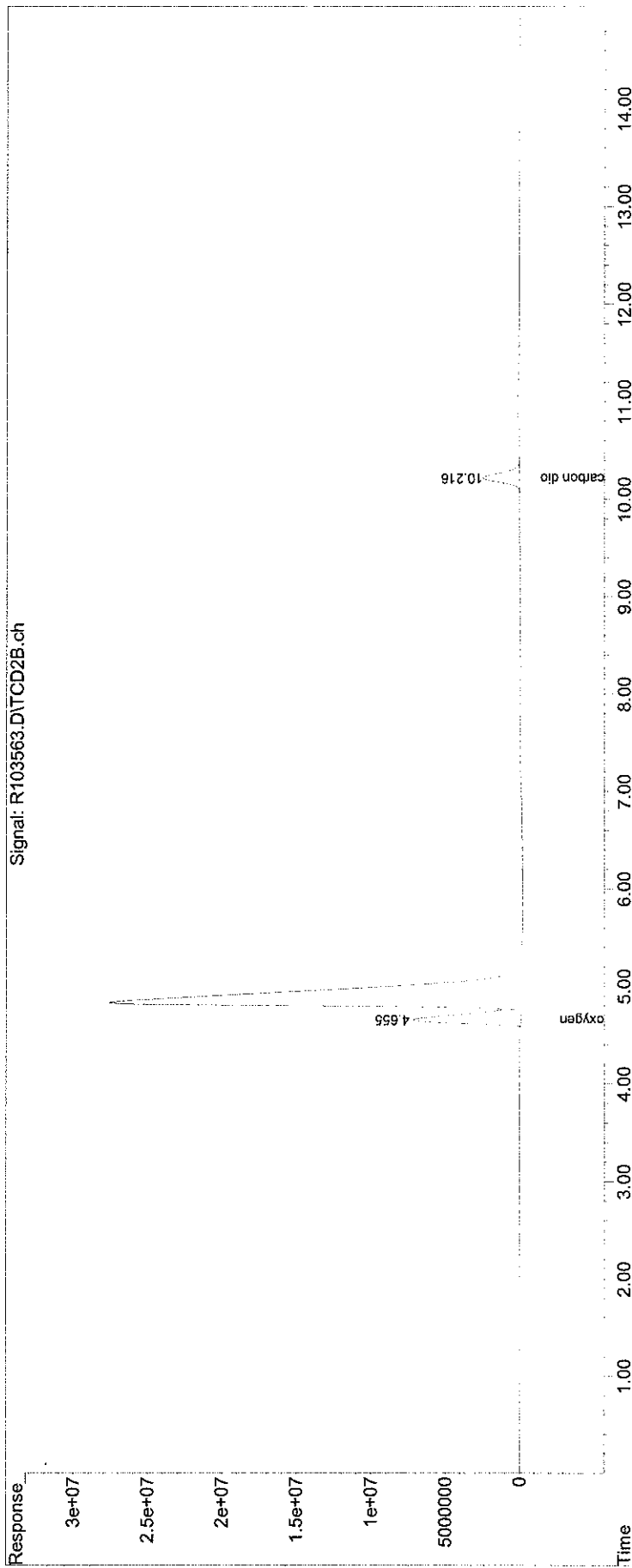


Quantitation Report (QT Reviewed)

Data Path : O:\Forensics\Data\airlab10\100910FG\
 Data File : R103563.D
 Signal(s) : TCD2B.ch
 Acq On : 10 Sep 2010 8:37 pm
 Operator : airlab10:ry
 Sample : L1013606-10D,4,0.4515,1
 Misc : WG431830
 ALS Vial : 12 Sample Multiplier: 1

Integration File: events.e
 Quant Time: Sep 11 10:07:17 2010
 Quant Method : O:\Forensics\Data\airlab10\100910FG\FG100730.M
 Quant Title : Fixed Gas Analysis via Method 3C
 QLast Update : Tue Aug 03 13:42:03 2010
 Response via : Initial Calibration
 Integrator: ChemStation

Volume Inj. :
 Signal Phase :
 Signal Info :

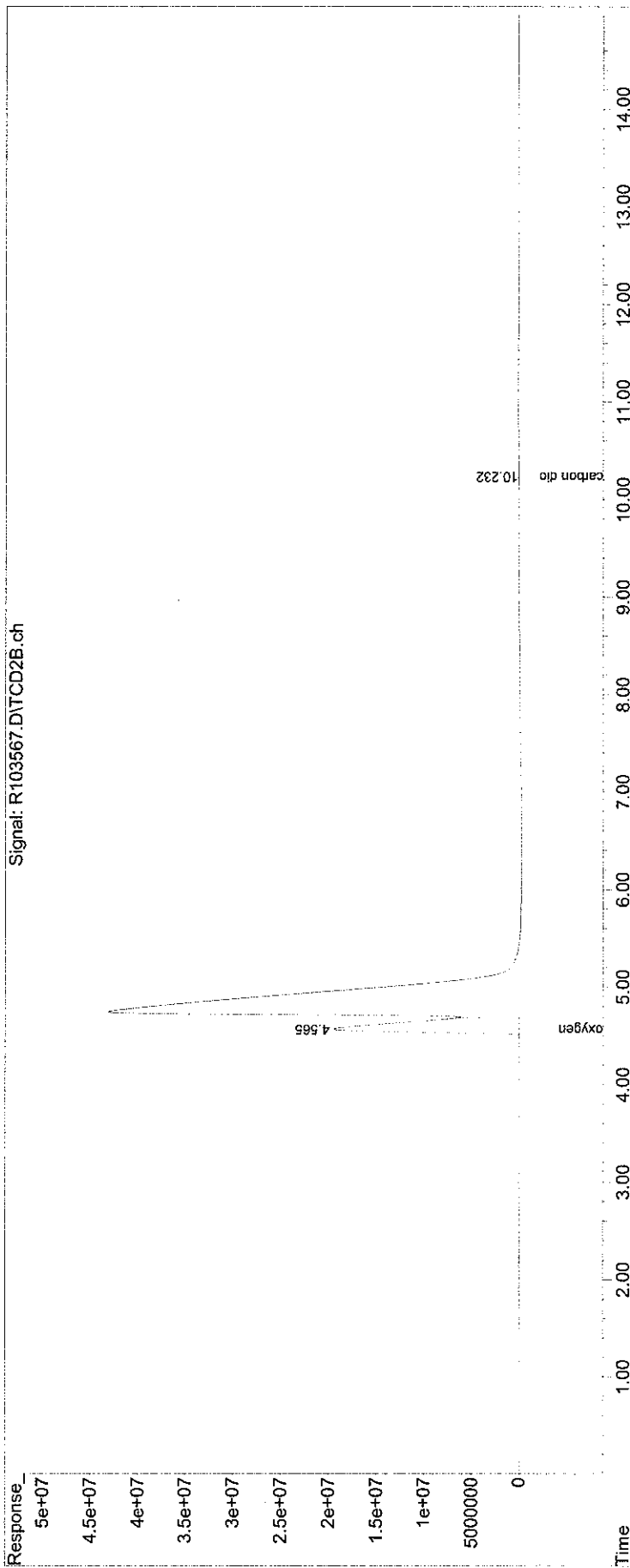


Quantitation Report (QT Reviewed)

Data Path : O:\Forensics\Data\airlab10\100910FG\
 Data File : R103567.D
 Signal(s) : TCD2B.ch
 Acq On : 10 Sep 2010 9:59 pm
 Operator : airlab10:ry
 Sample : L1013606-11D,4,0.4515,1
 Misc : WG431830
 ALS Vial : 22 Sample Multiplier: 1

Integration File: events.e
 Quant Time: Sep 11 10:09:31 2010
 Quant Method : O:\Forensics\Data\airlab10\100910FG\FG100730.M
 Quant Title : Fixed Gas Analysis via Method 3C
 QLast Update : Tue Aug 03 13:42:03 2010
 Response via : Initial Calibration
 Integrator: ChemStation

Volume Inj. :
 Signal Phase :
 Signal Info :

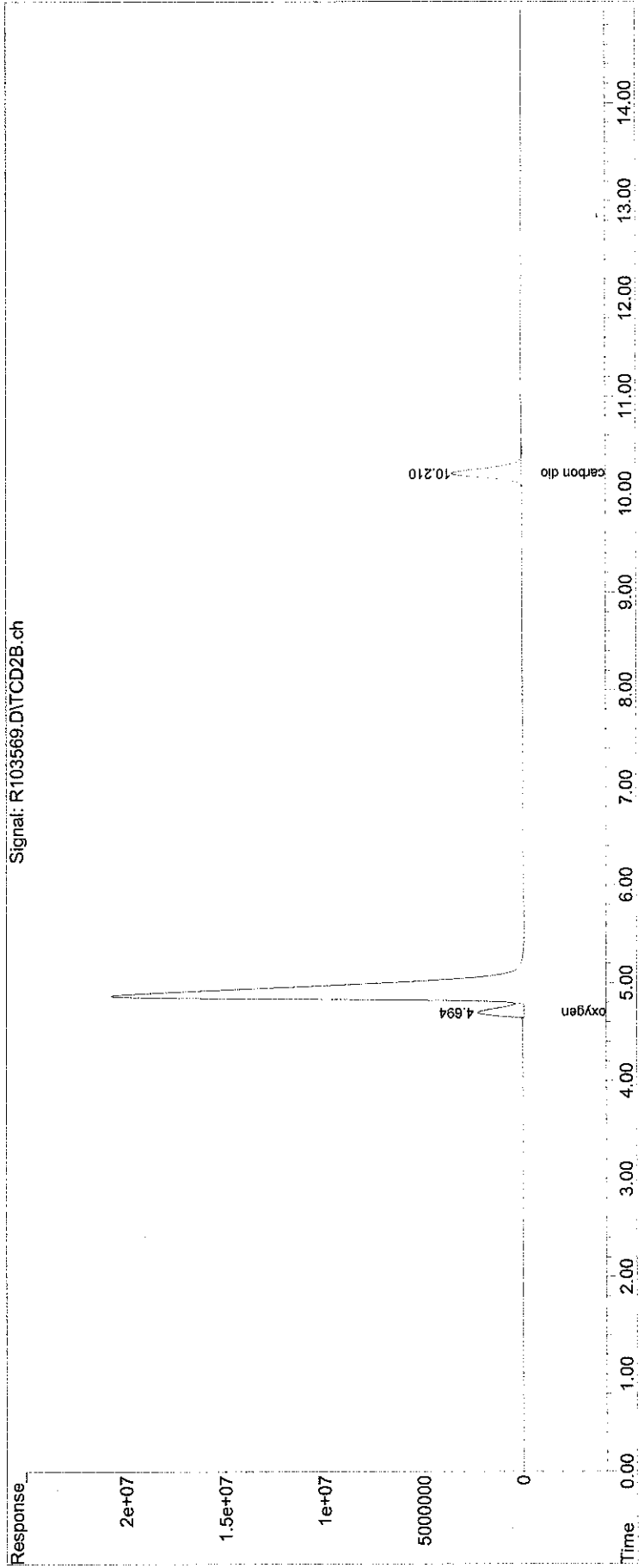


Quantitation Report (QT Reviewed)

Data Path : O:\Forensics\Data\airlab10\100910FG\
 Data File : R103569.D
 Signal(s) : TCD2B.ch
 Acq On : 10 Sep 2010 10:40 pm
 Operator : airlab10:ry
 Sample : L1013606-12D,4,0.2775,1
 Misc : WG431830
 ALS Vial : 24 Sample Multiplier: 1

Integration File: events.e
 Quant Time: Sep 11 10:11:18 2010
 Quant Method : O:\Forensics\Data\airlab10\100910FG\FG100730.M
 Quant Title : Fixed Gas Analysis via Method 3C
 QLast Update : Tue Aug 03 13:42:03 2010
 Response via : Initial Calibration
 Integrator: ChemStation

Volume Inj. :
 Signal Phase :
 Signal Info :

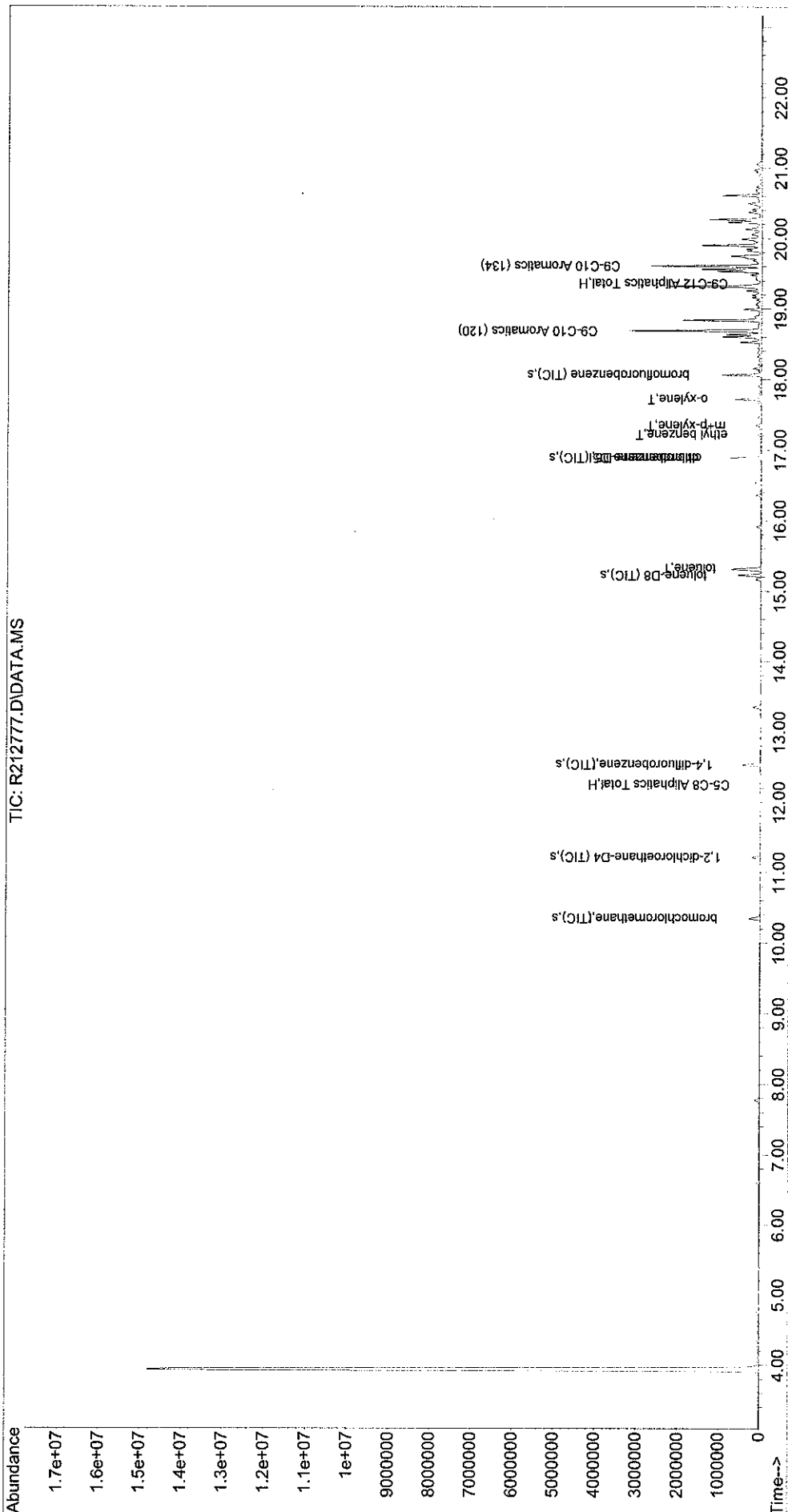


APH

Sub List : APH STD_M - . Report (QT Reviewed)

Data Path : O:\Forensics\Data\AIR2\2010\100908A\
Data File : R212777.D
Acq On : 9 Sep 2010 8:13 am
Operator : AIRPIANO2:AJ
Sample : 11013606-01,3,250,250
Misc : WG431441
ALS Vial : 4 Sample Multiplier: 1

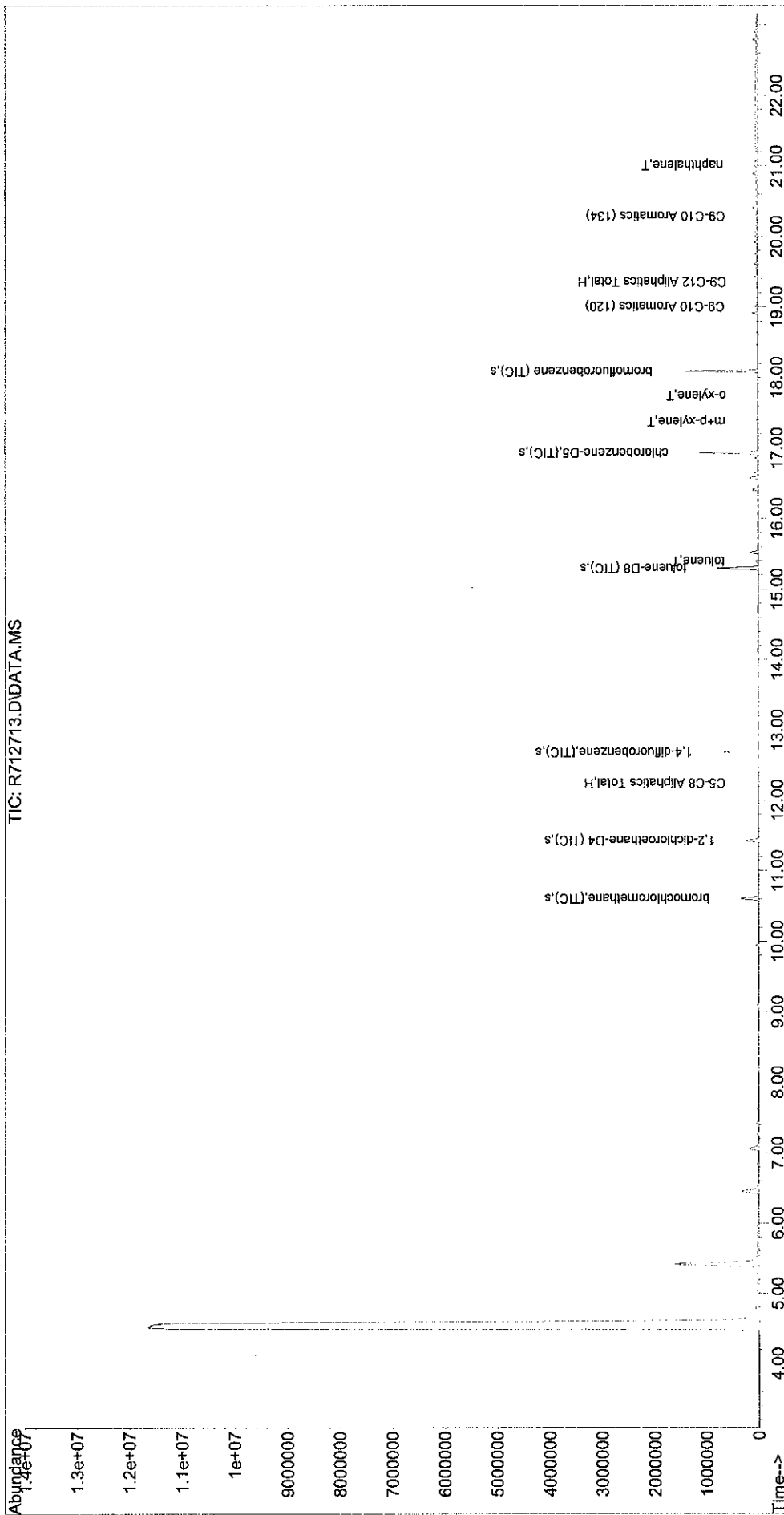
Quant Time: Sep 09 10:58:20 2010
Quant Method : O:\Forensics\Data\AIR2\2010\100908A\APH100729.M
Quant Title : APH Analysis
QLast Update : Thu Jul 29 12:11:57 2010
Response via : Initial Calibration



Sub List : APH_STD_M - . Report (QT Reviewed)

Data Path : O:\Forensics\Data\Airlab7\2010\100909A\
Data File : R712713.D
Acq On : 9 Sep 2010 9:49 pm
Operator : AIRLAB7:ry
Sample : 11013606-02,3,250,250
Misc : wg431671
ALS Vial : 9 Sample Multiplier: 1

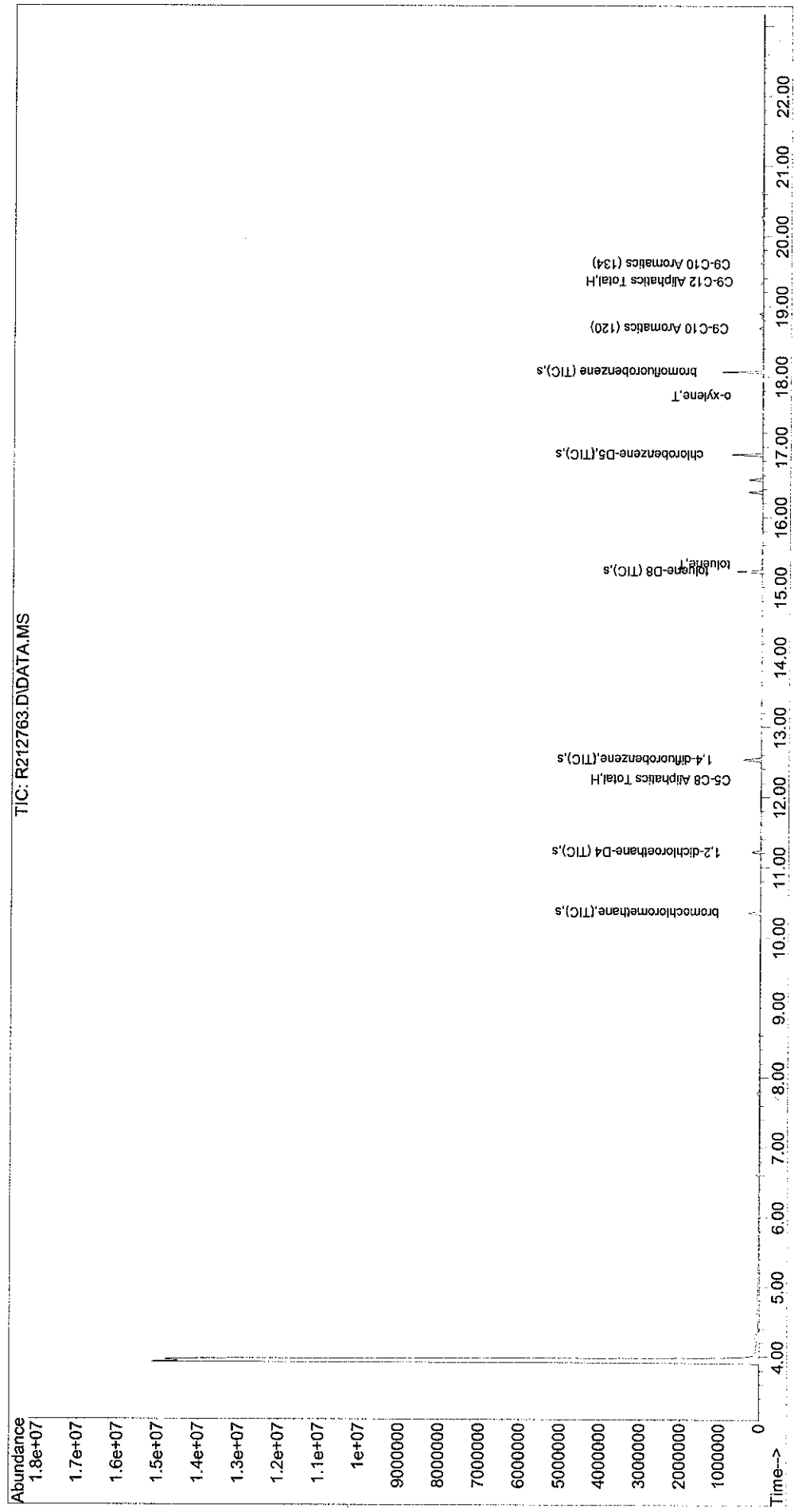
Quant Time: Sep 10 11:42:00 2010
Quant Method : O:\Forensics\Data\Airlab7\2010\100909A\APH100907.M
Quant Title : APH Analysis
QLast Update : Tue Sep 07 16:21:34 2010
Response via : Initial Calibration



Sub List : APH_STD_M - . Report (QT Reviewed)

Data Path : O:\Forensics\Data\AIR2\2010\100908A\
Data File : R212763.D
Acq On : 8 Sep 2010 9:23 pm
Operator : AIRPIANO2:AJ
Sample : 11013606-03,3,250,250
Misc : WG431441
ALS Vial : 6 Sample Multiplier: 1

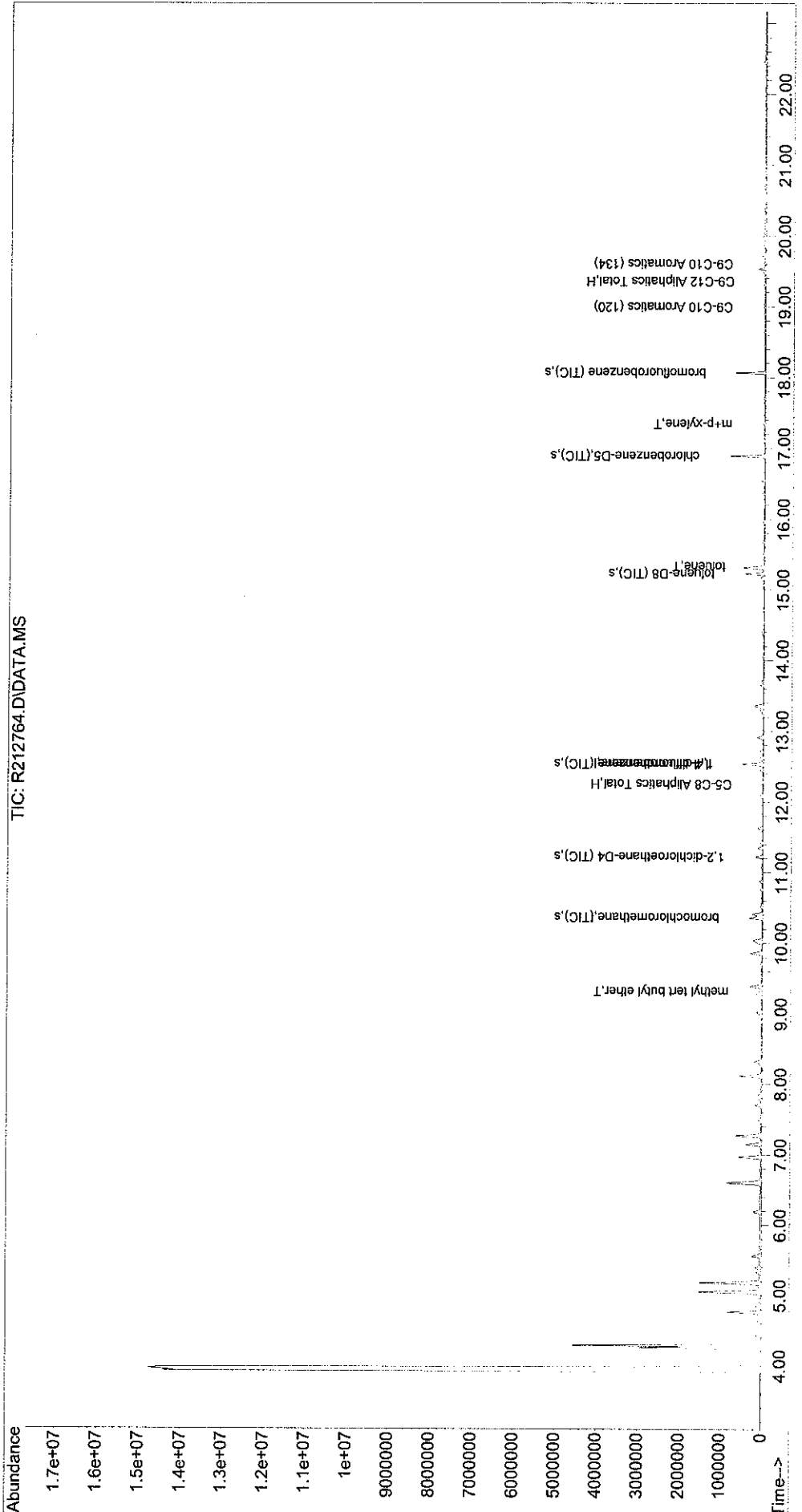
Quant Time: Sep 09 10:51:51 2010
Quant Method : O:\Forensics\Data\AIR2\2010\100908A\APH100729.M
Quant Title : APH Analysis
QLast Update : Thu Jul 29 12:11:57 2010
Response via : Initial Calibration



Sub List : APH_STD_M - . Report (QT Reviewed)

Data Path : O:\Forensics\Data\AIR2\2010\100908A\
Data File : R212764.D
Acq On : 8 Sep 2010 10:03 pm
Operator : AIRPIANO2:AJ
Sample : 11013606-04,3,250,250
Misc : WG431441
ALS Vial : 7 Sample Multiplier: 1

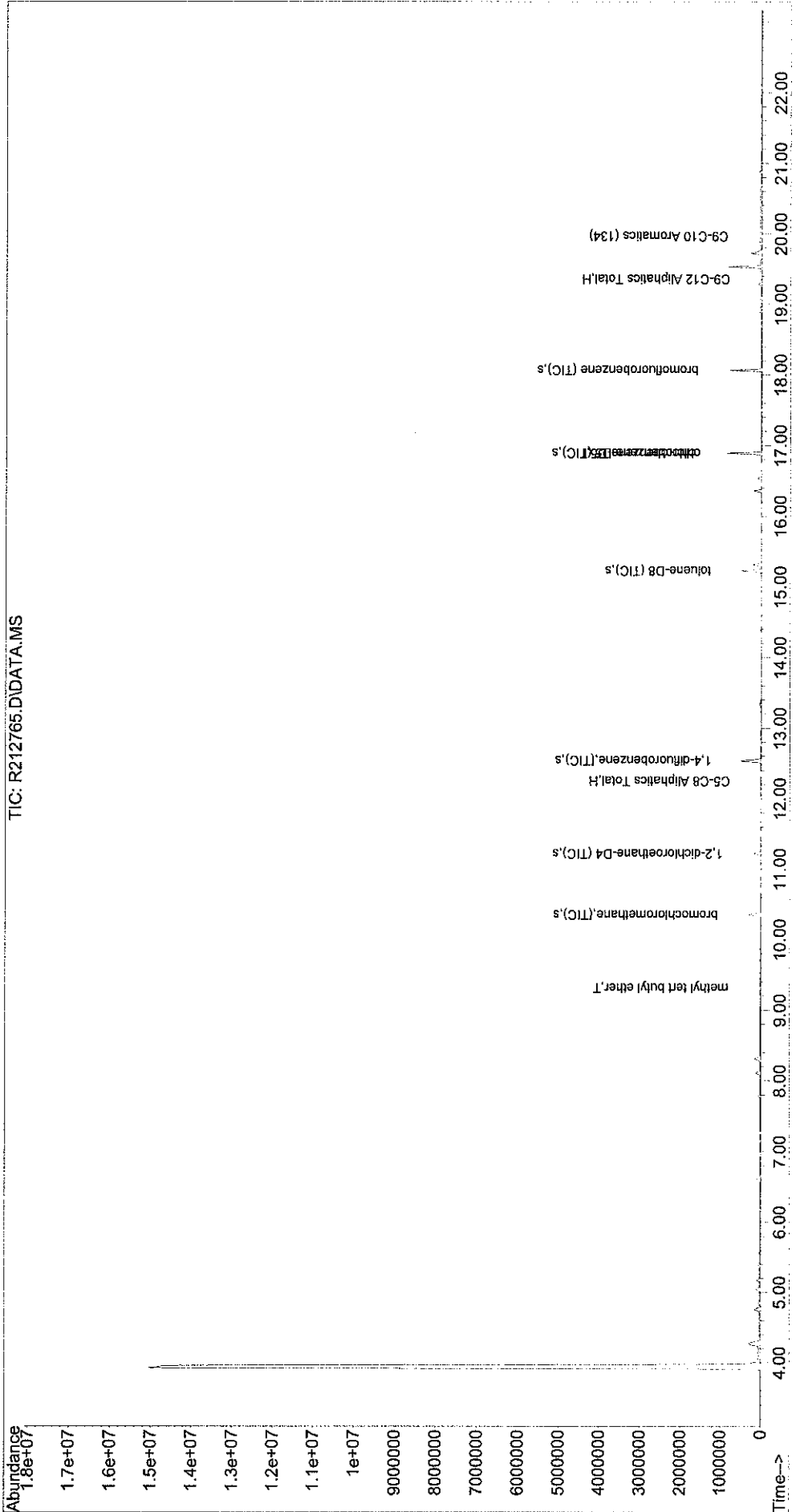
Quant Time: Sep 09 10:52:47 2010
Quant Method : O:\Forensics\Data\AIR2\2010\100908A\APH100729.M
Quant Title : APH Analysis
QLast Update : Thu Jul 29 12:11:57 2010
Response via : Initial Calibration



Sub List : APH_STD_M - . Report (QT Reviewed)

Data Path : O:\Forensics\Data\AIR2\2010\100908A\
Data File : R212765.D
Acq On : 8 Sep 2010 10:42 pm
Operator : AIRPIANO2:AJ
Sample : 11013606-05,3,250,250
Misc : WG431441
ALS Vial : 8 Sample Multiplier: 1

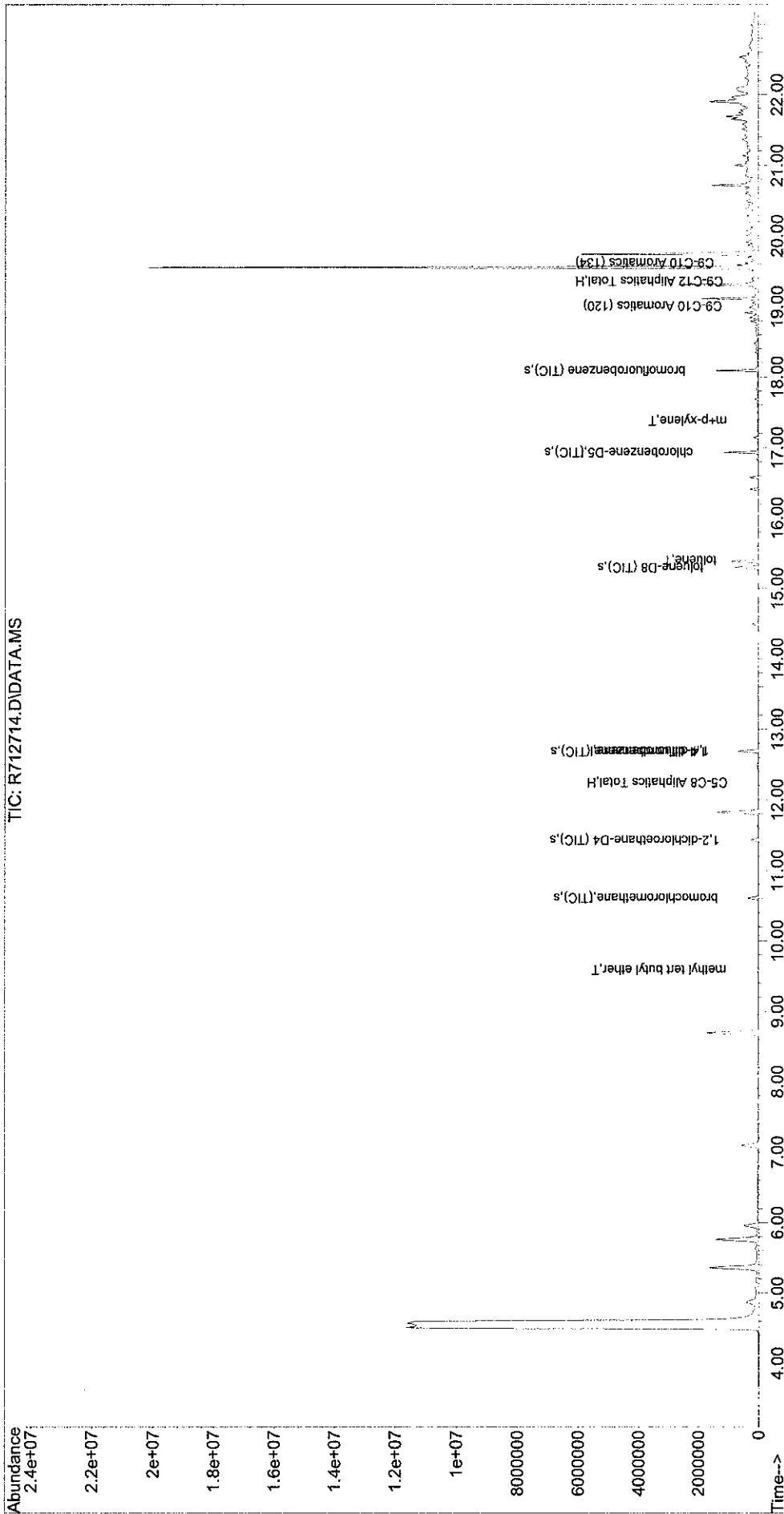
Quant Time: Sep 09 10:53:40 2010
Quant Method : O:\Forensics\Data\AIR2\2010\100908A\APH100729.M
Quant Title : APH Analysis
QLast Update : Thu Jul 29 12:11:57 2010
Response via : Initial Calibration



Sub List : APH_STD_M - . Report (QT Reviewed)

Data Path : O:\Forensics\Data\Airlab7\2010\100909A\
Data File : R712714.D
Acq On : 9 Sep 2010 10:24 pm
Operator : AIRLAB7:ry
Sample : 11013606-06,3,250,250
Misc : wg431671
ALS Vial : 10 Sample Multiplier: 1

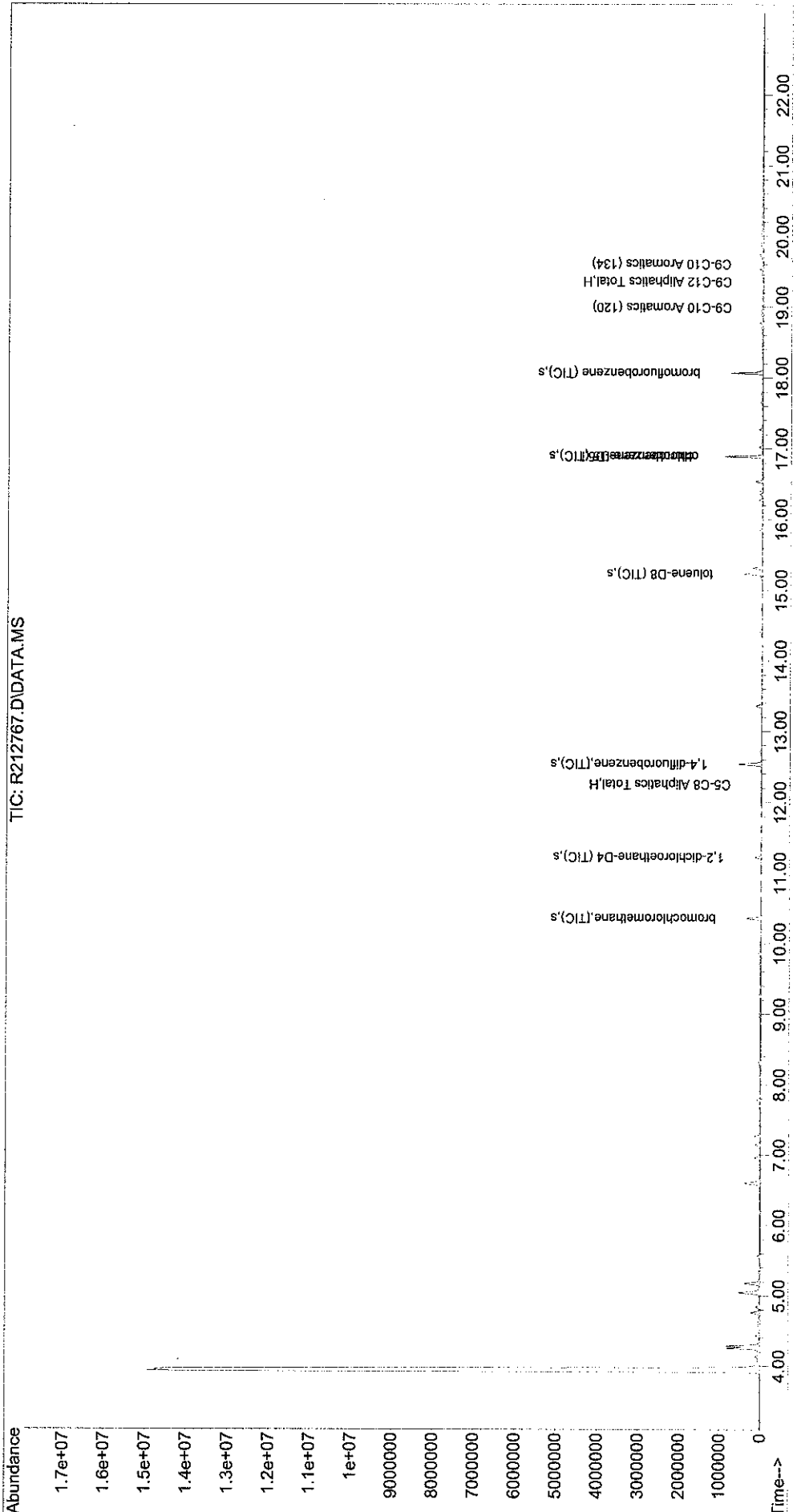
Quant Time: Sep 10 11:43:27 2010
Quant Method : O:\Forensics\Data\Airlab7\2010\100909A\APH100907.M
Quant Title : APH Analysis
QLast Update : Tue Sep 07 16:21:34 2010
Response via : Initial Calibration



Sub List : APH_STD_M - .0000 Report (QT Reviewed)

Data Path : O:\Forensics\Data\AIR2\2010\100908A\
Data File : R212767.D
Acq On : 8 Sep 2010 11:59 pm
Operator : AIRPIANO2:AJ
Sample : 11013606-07,3,250,250
Misc : WG431441
ALS Vial : 10 Sample Multiplier: 1

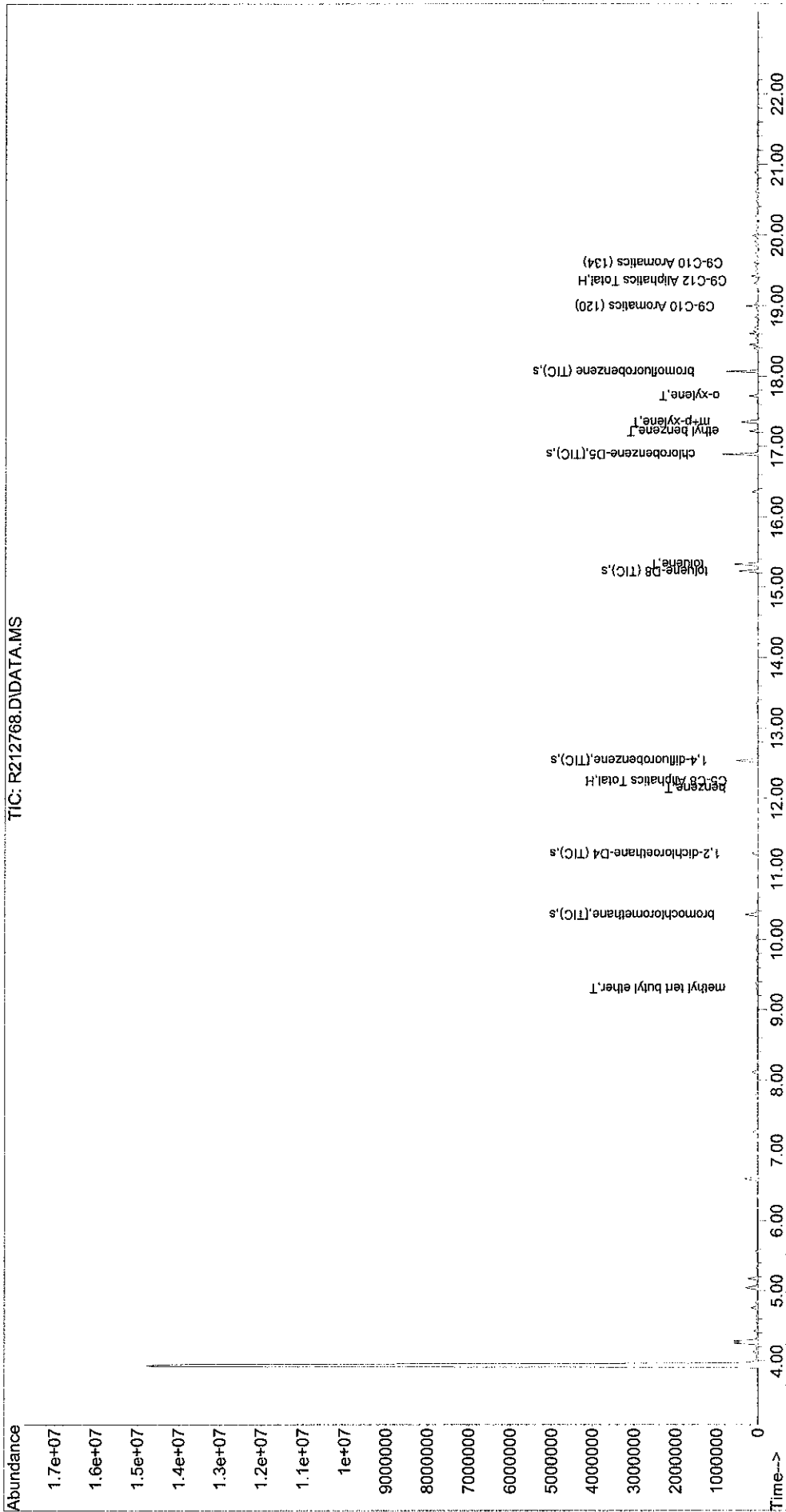
Quant Time: Sep 09 10:55:16 2010
Quant Method : O:\Forensics\Data\AIR2\2010\100908A\APH100729.M
Quant Title : APH Analysis
QLast Update : Thu Jul 29 12:11:57 2010
Response via : Initial Calibration



Sub List : APH_STD_M - . Report (QT Reviewed)

Data Path : O:\Forensics\Data\AIR2\2010\100908A\
Data File : R212768.D
Acq On : 9 Sep 2010 12:38 am
Operator : AIRPIANO2:AJ
Sample : 11013606-08, 3, 250, 250
Misc : WG431441
ALS Vial : 11 Sample Multiplier: 1

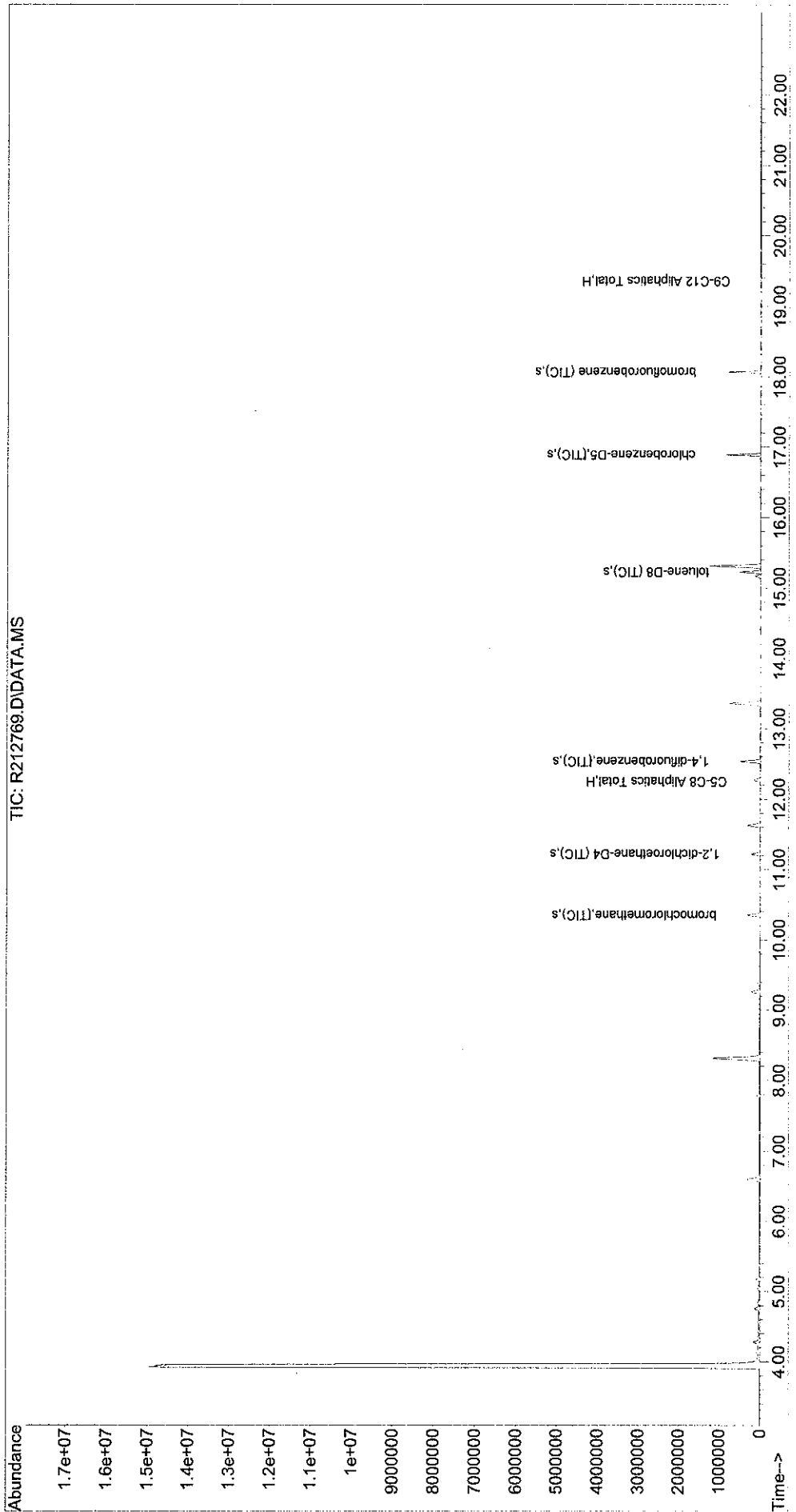
Quant Time: Sep 09 10:55:56 2010
Quant Method : O:\Forensics\Data\AIR2\2010\100908A\APH100729.M
Quant Title : APH Analysis
QLast Update : Thu Jul 29 12:11:57 2010
Response via : Initial Calibration



Sub List : APH_STD_M - .□□□□ Report (QT Reviewed)

Data Path : O:\Forensics\Data\AIR2\2010\100908A\
Data File : R212769.D
Acq On : 9 Sep 2010 1:17 am
Operator : AIRPIANO2:AJ
Sample : 11013606-09,3,250,250
Misc : WG431441
ALS Vial : 12 Sample Multiplier: 1

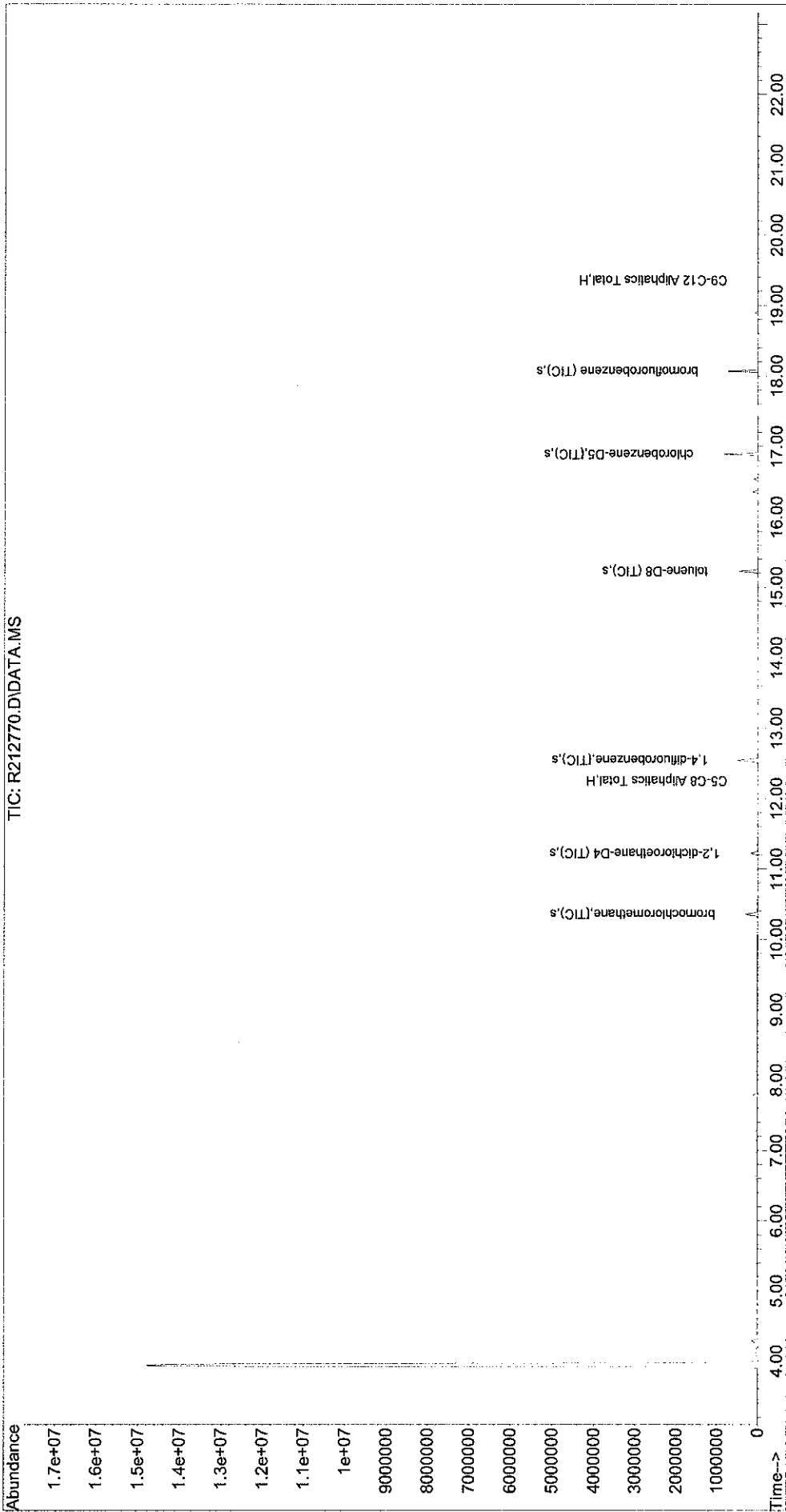
Quant Time: Sep 09 10:56:35 2010
Quant Method : O:\Forensics\Data\AIR2\2010\100908A\APH100729.M
Quant Title : APH Analysis
QLast Update : Thu Jul 29 12:11:57 2010
Response via : Initial Calibration



Sub List : APH_STD_M - . Report (QT Reviewed)

Data Path : O:\Forensics\Data\AIR2\2010\100908A\
Data File : R212770.D
Acq On : 9 Sep 2010 1:55 am
Operator : AIRPIANO2:AJ
Sample : 11013606-10,3,250,250
Misc : WG431441
ALS Vial : 13 Sample Multiplier: 1

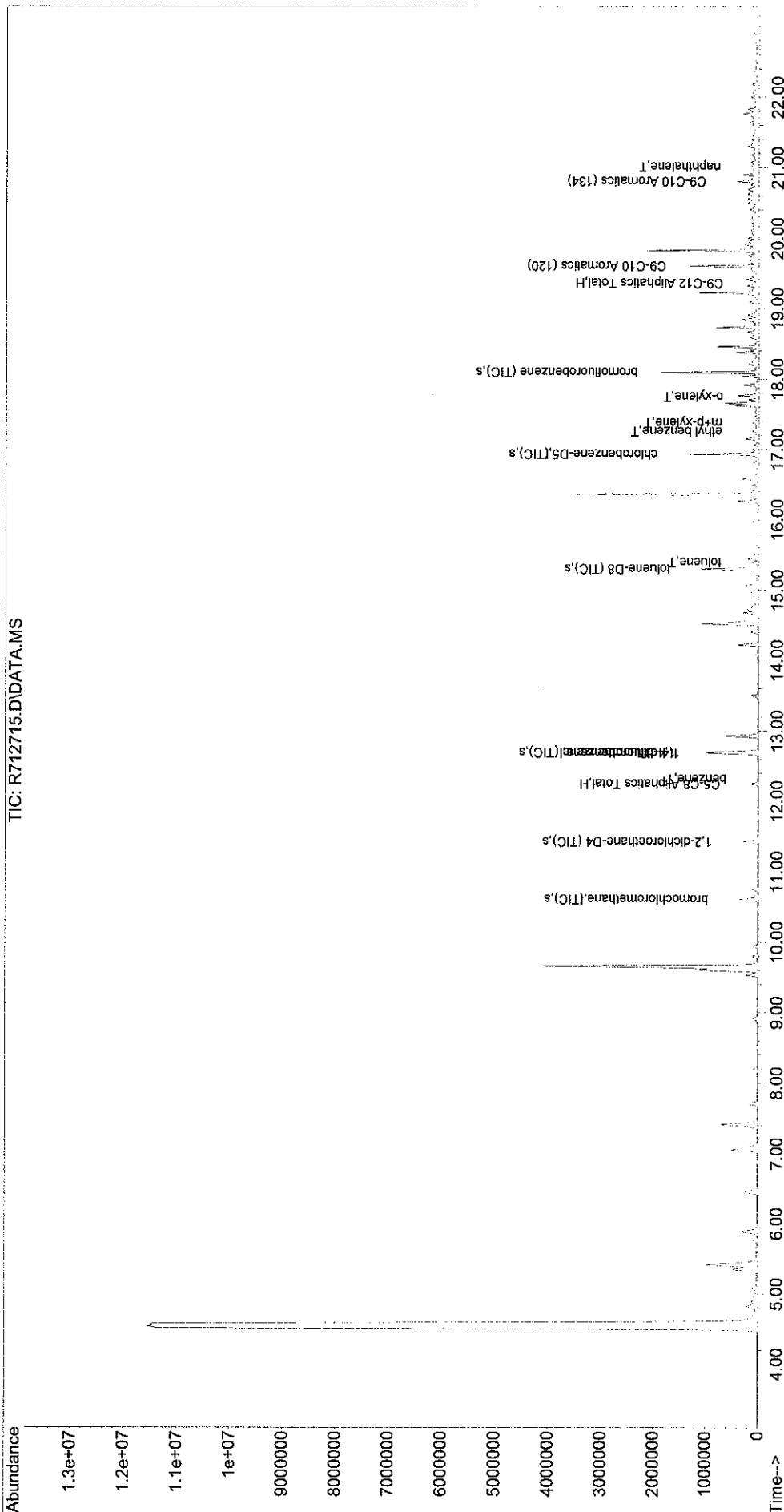
Quant Time: Sep 09 10:57:17 2010
Quant Method : O:\Forensics\Data\AIR2\2010\100908A\APH100729.M
Quant Title : APH Analysis
QLast Update : Thu Jul 29 12:11:57 2010
Response via : Initial Calibration



Sub List : APH_STD_M - .0000 Report (QT Reviewed)

Data Path : O:\Forensics\Data\Airlab7\2010\100909A\
Data File : R712715.D
Acq On : 9 Sep 2010 11:00 pm
Operator : AIRLAB7:ry
Sample : 11013606-11,3,250,250
Misc : wg431671
ALS Vial : 11 Sample Multiplier: 1

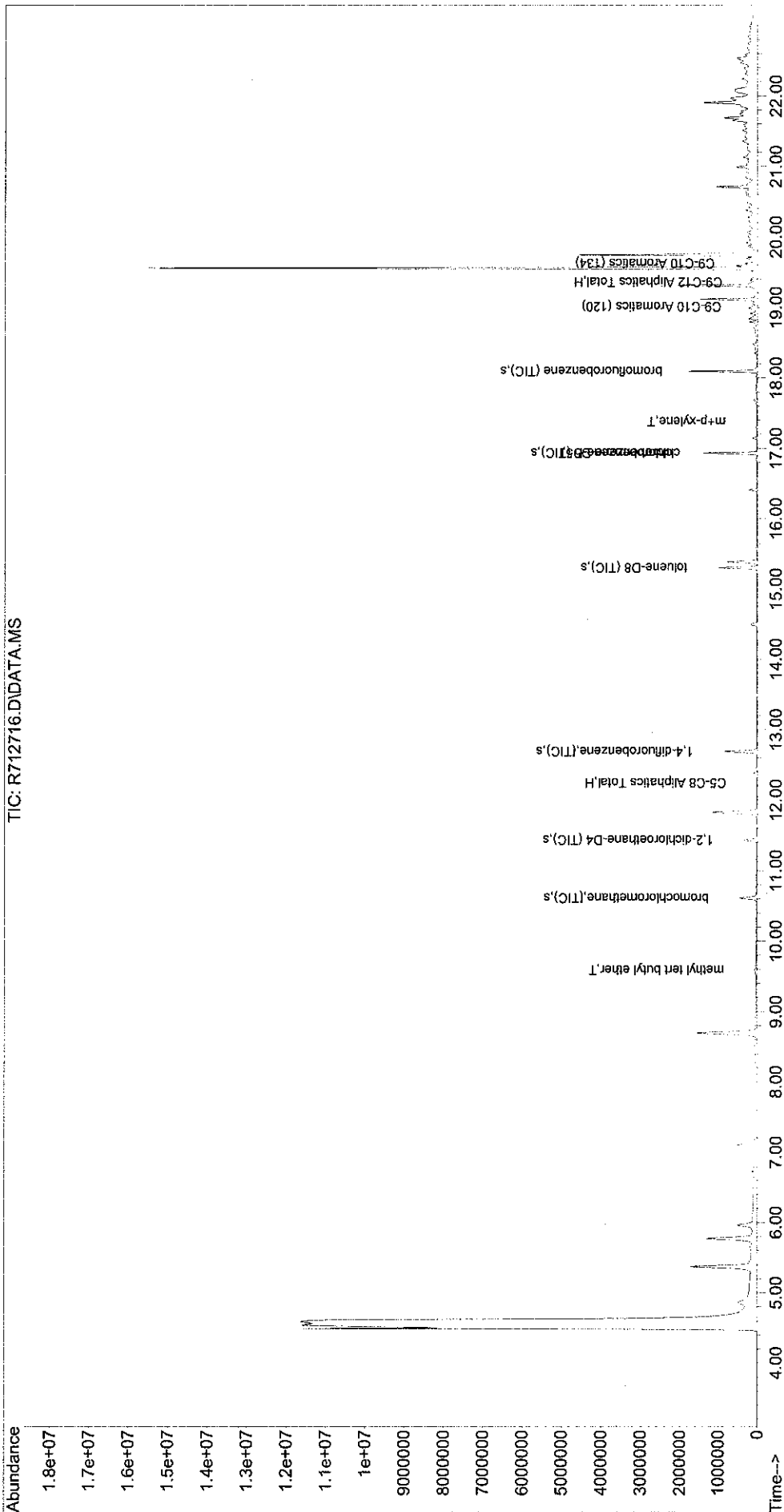
Quant Time: Sep 10 11:45:24 2010
Quant Method : O:\Forensics\Data\Airlab7\2010\100909A\APH100907.M
Quant Title : APH Analysis
QLast Update : Tue Sep 07 16:21:34 2010
Response via : Initial Calibration



Sub List : APH_STD_M - . Report (QT Reviewed)

Data Path : O:\Forensics\Data\AirLab7\2010\100909A\
Data File : R712716.D
Acq On : 10 Sep 2010 8:10 am
Operator : AIRLAB7:ry
Sample : 11013606-12,3,250,250
Misc : wg431671
ALS Vial : 12 Sample Multiplier: 1

Quant Time: Sep 10 11:46:29 2010
Quant Method : O:\Forensics\Data\AirLab7\2010\100909A\APH100907.M
Quant Title : APH Analysis
Quant Update : Tue Sep 07 16:21:34 2010
Response via : Initial Calibration





ANALYTICAL REPORT

Lab Number:	L1013911
Client:	MAI Environmental 1034 Broadway South Portland, ME 04106
ATTN:	Paul Prescott
Phone:	(207) 767-3663
Project Name:	CFI- FOREST AVE
Project Number:	1047-2
Report Date:	09/15/10

Certifications & Approvals: MA (M-MA030), NY (11627), CT (PH-0141), NH (2206), NJ (MA015), RI (LAO00299), ME (MA0030), PA (Registration #68-02089), LA NELAC (03090), FL NELAC (E87814), US Army Corps of Engineers.

320 Forbes Boulevard, Mansfield, MA 02048-1806
508-822-9300 (Fax) 508-822-3288 800-624-9220 - www.alphalab.com



Project Name: CFI- FOREST AVE
Project Number: 1047-2

Lab Number: L1013911
Report Date: 09/15/10

Alpha Sample ID	Client ID	Sample Location	Collection Date/Time
L1013911-01	SG-6S	PORTLAND, ME	09/07/10 12:02
L1013911-02	CAN 470	PORTLAND, ME	

Project Name: CFI- FOREST AVE

Lab Number: L1013911

Project Number: 1047-2

Report Date: 09/15/10

MADEP MCP Response Action Analytical Report Certification

This form provides certifications for all samples performed by MCP methods. Please refer to the Sample Results and Container Information sections of this report for specification of MCP methods used for each analysis. The following questions pertain only to MCP Analytical Methods.

An affirmative response to questions A through F is required for "Presumptive Certainty" status		
A	Were all samples received in a condition consistent with those described on the Chain-of-Custody, properly preserved (including temperature) in the field or laboratory, and prepared/analyzed within method holding times?	YES
B	Were the analytical method(s) and all associated QC requirements specified in the selected CAM protocol(s) followed?	YES
C	Were all required corrective actions and analytical response actions specified in the selected CAM protocol(s) implemented for all identified performance standard non-conformances?	YES
D	Does the laboratory report comply with all the reporting requirements specified in CAM VII A, "Quality Assurance and Quality Control Guidelines for the Acquisition and Reporting of Analytical Data?"	YES
E a	VPH, EPH, and APH Methods only: Was each method conducted without significant modification(s)? (Refer to the individual method(s) for a list of significant modifications).	YES
E b	APH and TO-15 Methods only: Was the complete analyte list reported for each method?	YES
F	Were all applicable CAM protocol QC and performance standard non-conformances identified and evaluated in a laboratory narrative (including all "No" responses to Questions A through E)?	YES
A response to questions G, H and I is required for "Presumptive Certainty" status		
G	Were the reporting limits at or below all CAM reporting limits specified in the selected CAM protocol(s)?	YES
H	Were all QC performance standards specified in the CAM protocol(s) achieved?	YES
I	Were results reported for the complete analyte list specified in the selected CAM protocol(s)?	YES
For any questions answered "No", please refer to the case narrative section on the following page(s).		

Please note that sample matrix information is located in the Sample Results section of this report.



Project Name: CFI- FOREST AVE
Project Number: 1047-2

Lab Number: L1013911
Report Date: 09/15/10

Case Narrative

The samples were received in accordance with the Chain of Custody and no significant deviations were encountered during the preparation or analysis unless otherwise noted. Sample Receipt, Container Information, and the Chain of Custody are located at the back of the report.

Results contained within this report relate only to the samples submitted under this Alpha Lab Number and meet all of the requirements of NELAC, for all NELAC accredited parameters. The data presented in this report is organized by parameter (i.e. VOC, SVOC, etc.). Sample specific Quality Control data (i.e. Surrogate Spike Recovery) is reported at the end of the target analyte list for each individual sample, followed by the Laboratory Batch Quality Control at the end of each parameter. If a sample was re-analyzed or re-extracted due to a required quality control corrective action and if both sets of data are reported, the Laboratory ID of the re-analysis or re-extraction is designated with an "R" or "RE", respectively. When multiple Batch Quality Control elements are reported (e.g. more than one LCS), the associated samples for each element are noted in the grey shaded header line of each data table. Any Laboratory Batch, Sample Specific % recovery or RPD value that is outside the listed Acceptance Criteria is bolded in the report. Definitions of all data qualifiers and acronyms used in this report are provided in the Glossary located at the back of the report.

Please see the associated ADEx data file for a comparison of laboratory reporting limits that were achieved with the regulatory Numerical Standards requested on the Chain of Custody.

For additional information, please contact Client Services at 800-624-9220.

MCP Related Narratives

Canisters were released from the laboratory on August 23, 2010.

The canister certification data is provided as an addendum.

The internal standards were within method criteria.

Fixed Gas

L1013911-01: Prior to sample analysis, the canister was pressurized with UHP Hydrogen in order to facilitate the transfer of sample to the Gas Chromatograph. The addition of Hydrogen resulted in a dilution of the sample. The reporting limits have been elevated accordingly.

Petroleum Hydrocarbons in Air

All MCP required questions were answered with affirmative responses; therefore, there are no relevant data

Project Name: CFI- FOREST AVE
Project Number: 1047-2

Lab Number: L1013911
Report Date: 09/15/10

Case Narrative (continued)

issues to discuss.

I, the undersigned, attest under the pains and penalties of perjury that, to the best of my knowledge and belief and based upon my personal inquiry of those responsible for providing the information contained in this analytical report, such information is accurate and complete. This certificate of analysis is not complete unless this page accompanies any and all pages of this report.

Authorized Signature:



Kathleen O'Brien

Title: Technical Director/Representative

Date: 09/15/10

AIR

Project Name: CFI- FOREST AVE**Lab Number:** L1013911**Project Number:** 1047-2**Report Date:** 09/15/10**SAMPLE RESULTS**

Lab ID: L1013911-01
 Client ID: SG-6S
 Sample Location: PORTLAND, ME
 Matrix: Soil_Vapor
 Analytical Method: 48,TO-15
 Analytical Date: 09/11/10 19:12
 Analyst: RY

Date Collected: 09/07/10 12:02
 Date Received: 09/08/10
 Field Prep: Not Specified

Parameter	ppbV			ug/m3			Qualifier	Dilution Factor
	Results	RL	MDL	Results	RL	MDL		
Volatile Organics in Air (Low Level) - Mansfield Lab								
Vinyl chloride	ND	0.200	--	ND	0.511	--		1
1,1-Dichloroethene	ND	0.200	--	ND	0.792	--		1
trans-1,2-Dichloroethene	ND	0.200	--	ND	0.792	--		1
1,1-Dichloroethane	ND	0.200	--	ND	0.809	--		1
cis-1,2-Dichloroethene	ND	0.200	--	ND	0.792	--		1
1,2-Dichloroethane	ND	0.200	--	ND	0.809	--		1
1,1,1-Trichloroethane	ND	0.200	--	ND	1.09	--		1
Trichloroethene	ND	0.200	--	ND	1.07	--		1
1,2-Dibromoethane	ND	0.200	--	ND	1.54	--		1
Tetrachloroethene	2.03	0.200	--	13.7	1.36	--		1

Internal Standard	% Recovery	Qualifier	Acceptance Criteria
1,4-Difluorobenzene	107		60-140
Bromochloromethane	110		60-140
chlorobenzene-d5	103		60-140



Project Name: CFI- FOREST AVE

Lab Number: L1013911

Project Number: 1047-2

Report Date: 09/15/10

Method Blank Analysis Batch Quality Control

Analytical Method: 48,TO-15

Analytical Date: 09/11/10 12:57

Parameter	ppbV			ug/m3			Qualifier	Dilution Factor
	Results	RL	MDL	Results	RL	MDL		
Volatile Organics in Air (Low Level) - Mansfield Lab for sample(s): 01 Batch: WG431974-4								
Vinyl chloride	ND	0.200	--	ND	0.511	--		1
1,1-Dichloroethene	ND	0.200	--	ND	0.792	--		1
trans-1,2-Dichloroethene	ND	0.200	--	ND	0.792	--		1
1,1-Dichloroethane	ND	0.200	--	ND	0.809	--		1
cis-1,2-Dichloroethene	ND	0.200	--	ND	0.792	--		1
1,2-Dichloroethane	ND	0.200	--	ND	0.809	--		1
1,1,1-Trichloroethane	ND	0.200	--	ND	1.09	--		1
Trichloroethene	ND	0.200	--	ND	1.07	--		1
1,2-Dibromoethane	ND	0.200	--	ND	1.54	--		1
Tetrachloroethene	ND	0.200	--	ND	1.36	--		1

Lab Control Sample Analysis

Batch Quality Control

Project Name: CFI- FOREST AVE

Project Number: 1047-2

Lab Number: L1013911

Report Date: 09/15/10

Parameter	LCS		LCSD		%Recovery Limits	RPD	Qual	RPD Limits
	%Recovery	Qual	%Recovery	Qual				
Volatile Organics in Air (Low Level) - Mansfield Lab Associated sample(s): 01 Batch: WG431974-3								
Vinyl chloride	102		-		70-130	-		
1,1-Dichloroethene	102		-		70-130	-		
trans-1,2-Dichloroethene	94		-		70-130	-		
1,1-Dichloroethane	95		-		70-130	-		
cis-1,2-Dichloroethene	97		-		70-130	-		
1,2-Dichloroethane	103		-		70-130	-		
1,1,1-Trichloroethane	107		-		70-130	-		
Trichloroethene	109		-		70-130	-		
1,2-Dibromoethane	98		-		70-130	-		
Tetrachloroethene	98		-		70-130	-		

Lab Duplicate Analysis

Batch Quality Control

Project Name: CFI- FOREST AVE

Project Number: 1047-2

Lab Number: L1013911

Report Date: 09/15/10

Parameter	Native Sample	Duplicate Sample	Units	RPD	Qual	RPD Limits
Volatile Organics in Air (Low Level) - Mansfield Lab Associated sample(s): 01 QC Batch ID: WG431974-5 QC Sample: L1013911-01 Client ID: SG-6S						
Vinyl chloride	ND	ND	ppbV	NC		25
1,1-Dichloroethene	ND	ND	ppbV	NC		25
trans-1,2-Dichloroethene	ND	ND	ppbV	NC		25
1,1-Dichloroethane	ND	ND	ppbV	NC		25
cis-1,2-Dichloroethene	ND	ND	ppbV	NC		25
1,2-Dichloroethane	ND	ND	ppbV	NC		25
1,1,1-Trichloroethane	ND	ND	ppbV	NC		25
Trichloroethene	ND	ND	ppbV	NC		25
1,2-Dibromoethane	ND	ND	ppbV	NC		25
Tetrachloroethene	2.03	2.05	ppbV	1		25

Project Name: CFI- FOREST AVE**Lab Number:** L1013911**Project Number:** 1047-2**Report Date:** 09/15/10**SAMPLE RESULTS**

Lab ID: L1013911-01
Client ID: SG-6S
Sample Location: PORTLAND, ME
Matrix: Soil_Vapor
Analytical Method: 51,3C
Analytical Date: 09/13/10 22:45
Analyst: AR

Date Collected: 09/07/10 12:02
Date Received: 09/08/10
Field Prep: Not Specified
Extraction Method:

Parameter	Result	Qualifier	Units	RL	MDL	Dilution Factor
Fixed Gases by GC - Mansfield Lab						
Oxygen	14.9		%	2.19	--	2.188
Methane	ND		%	0.219	--	2.188
Carbon Dioxide	2.70		%	0.219	--	2.188

Project Name: CFI- FOREST AVE

Lab Number: L1013911

Project Number: 1047-2

Report Date: 09/15/10

Method Blank Analysis
Batch Quality Control

Analytical Method: 51,3C

Analytical Date: 09/13/10 16:37

Analyst: AR

Parameter	Result	Qualifier	Units	RL	MDL
Fixed Gases by GC - Mansfield Lab for sample(s): 01 Batch: WG432138-2					
Oxygen	ND		%	1.00	--
Methane	ND		%	0.100	--
Carbon Dioxide	ND		%	0.100	--

Lab Control Sample Analysis

Batch Quality Control

Project Name: CFI- FOREST AVE

Project Number: 1047-2

Lab Number: L1013911

Report Date: 09/15/10

Parameter	LCS %Recovery	Qual	LCSD %Recovery	Qual	%Recovery Limits	RPD	Qual	RPD Limits
Fixed Gases by GC - Mansfield Lab Associated sample(s): 01 Batch: WG432138-1								
Oxygen	89		-		80-120	-		
Methane	102		-		80-120	-		
Carbon Dioxide	101		-		80-120	-		

Lab Duplicate Analysis

Batch Quality Control

Project Name: CFI- FOREST AVE

Project Number: 1047-2

Lab Number: L1013911

Report Date: 09/15/10

Parameter	Native Sample	Duplicate Sample	Units	RPD	Qual	RPD Limits
Fixed Gases by GC - Mansfield Lab Associated sample(s): 01 QC Batch ID: WG432138-10 QC Sample: L1013799-08 Client ID: DUP Sample						
Oxygen	ND	ND	%	NC		5
Methane	ND	ND	%	NC		5
Carbon Dioxide	12.5	12.4	%	1		5
Fixed Gases by GC - Mansfield Lab Associated sample(s): 01 QC Batch ID: WG432138-11 QC Sample: L1013911-01 Client ID: SG-6S						
Oxygen	14.9	14.6	%	2		5
Methane	ND	ND	%	NC		5
Carbon Dioxide	2.70	2.71	%	0		5
Fixed Gases by GC - Mansfield Lab Associated sample(s): 01 QC Batch ID: WG432138-3 QC Sample: L1013799-01 Client ID: DUP Sample						
Oxygen	14.5	13.8	%	5		5
Methane	ND	ND	%	NC		5
Carbon Dioxide	2.91	2.98	%	2		5
Fixed Gases by GC - Mansfield Lab Associated sample(s): 01 QC Batch ID: WG432138-4 QC Sample: L1013799-02 Client ID: DUP Sample						
Oxygen	ND	ND	%	NC		5
Methane	ND	ND	%	NC		5
Carbon Dioxide	11.8	11.8	%	0		5

Lab Duplicate Analysis

Batch Quality Control

Project Name: CFI- FOREST AVE

Project Number: 1047-2

Lab Number: L1013911

Report Date: 09/15/10

Parameter	Native Sample	Duplicate Sample	Units	RPD	RPD Limits
Fixed Gases by GC - Mansfield Lab Associated sample(s): 01 QC Batch ID: WG432138-5 QC Sample: L1013799-03 Client ID: DUP Sample					
Oxygen	2.84	2.73	%	4	5
Methane	ND	ND	%	NC	5
Carbon Dioxide	10.2	10.2	%	0	5
Fixed Gases by GC - Mansfield Lab Associated sample(s): 01 QC Batch ID: WG432138-6 QC Sample: L1013799-04 Client ID: DUP Sample					
Oxygen	7.31	7.57	%	3	5
Methane	ND	ND	%	NC	5
Carbon Dioxide	7.42	7.45	%	0	5
Fixed Gases by GC - Mansfield Lab Associated sample(s): 01 QC Batch ID: WG432138-7 QC Sample: L1013799-05 Client ID: DUP Sample					
Oxygen	16.1	15.4	%	4	5
Methane	ND	ND	%	NC	5
Carbon Dioxide	0.774	0.771	%	0	5
Fixed Gases by GC - Mansfield Lab Associated sample(s): 01 QC Batch ID: WG432138-8 QC Sample: L1013799-06 Client ID: DUP Sample					
Oxygen	15.0	14.9	%	1	5
Methane	ND	ND	%	NC	5
Carbon Dioxide	2.54	2.52	%	1	5

Lab Duplicate Analysis

Batch Quality Control

Project Name: CFI- FOREST AVE

Project Number: 1047-2

Lab Number: L1013911

Report Date: 09/15/10

Parameter	Native Sample	Duplicate Sample	Units	RPD	RPD Limits
Fixed Gases by GC - Mansfield Lab Associated sample(s): 01 QC Batch ID: WG432138-9 QC Sample: L1013799-07 Client ID: DUP Sample					
Oxygen	14.5	14.6	%	1	5
Methane	ND	ND	%	NC	5
Carbon Dioxide	0.979	1.00	%	2	5

Project Name: CFI- FOREST AVE

Lab Number: L1013911

Project Number: 1047-2

Report Date: 09/15/10

SAMPLE RESULTS

Lab ID: L1013911-01
 Client ID: SG-6S
 Sample Location: PORTLAND, ME
 Matrix: Soil_Vapor
 Analytical Method: 96,APH
 Analytical Date: 09/11/10 19:12
 Analyst: AJ

Date Collected: 09/07/10 12:02
 Date Received: 09/08/10
 Field Prep: Not Specified

Quality Control Information

Sample Type: 200 ml/min Composite
 Sample Container Type: Canister - 2.7 Liter
 Sampling Flow Controller: Mechanical
 Sampling Zone: Unknown
 Sampling Flow Meter RPD of pre & post-sampling calibration check: <=20%
 Were all QA/QC procedures REQUIRED by the method followed? Yes
 Were all performance/acceptance standards for the required procedures achieved? Yes
 Were significant modifications made to the method as specified in Sect 11.1.2? No

Parameter	Result	Qualifier	Units	RL	MDL	Dilution Factor
Petroleum Hydrocarbons in Air - Mansfield Lab						
1,3-Butadiene	ND		ug/m3	2.0	--	1
Methyl tert butyl ether	ND		ug/m3	2.0	--	1
Benzene	ND		ug/m3	2.0	--	1
Toluene	ND		ug/m3	2.0	--	1
C5-C8 Aliphatics, Adjusted	59		ug/m3	12	--	1
Ethylbenzene	ND		ug/m3	2.0	--	1
p/m-Xylene	ND		ug/m3	4.0	--	1
o-Xylene	ND		ug/m3	2.0	--	1
Naphthalene	ND		ug/m3	2.0	--	1
C9-C12 Aliphatics, Adjusted	120		ug/m3	14	--	1
C9-C10 Aromatics Total	ND		ug/m3	10	--	1

Internal Standard	% Recovery	Qualifier	Acceptance Criteria
1,4-Difluorobenzene	109		50-200
Bromochloromethane	122		50-200
Chlorobenzene-d5	109		50-200

Project Name: CFI- FOREST AVE
Project Number: 1047-2

Lab Number: L1013911
Report Date: 09/15/10

Method Blank Analysis
Batch Quality Control

Analytical Method: 96,APH
 Analytical Date: 09/11/10 12:57
 Analyst: AJ

Parameter	Result	Qualifier	Units	RL	MDL
Petroleum Hydrocarbons in Air - Mansfield Lab for sample(s): 01 Batch: WG431975-4					
1,3-Butadiene	ND		ug/m3	2.0	--
Methyl tert butyl ether	ND		ug/m3	2.0	--
Benzene	ND		ug/m3	2.0	--
Toluene	ND		ug/m3	2.0	--
C5-C8 Aliphatics, Adjusted	ND		ug/m3	12	--
Ethylbenzene	ND		ug/m3	2.0	--
p/m-Xylene	ND		ug/m3	4.0	--
o-Xylene	ND		ug/m3	2.0	--
Naphthalene	ND		ug/m3	2.0	--
C9-C12 Aliphatics, Adjusted	ND		ug/m3	14	--
C9-C10 Aromatics Total	ND		ug/m3	10	--

Lab Control Sample Analysis

Batch Quality Control

Project Name: CFI- FOREST AVE

Project Number: 1047-2

Lab Number: L1013911

Report Date: 09/15/10

Parameter	LCS		LCSD		%Recovery Limits	RPD	Qual	RPD Limits
	%Recovery	Qual	%Recovery	Qual				
Petroleum Hydrocarbons in Air - Mansfield Lab Associated sample(s): 01 Batch: WG431975-3								
1,3-Butadiene	90		-		70-130	-		
Methyl tert butyl ether	98		-		70-130	-		
Benzene	102		-		70-130	-		
Toluene	116		-		70-130	-		
C5-C8 Aliphatics, Adjusted	107		-		70-130	-		
Ethylbenzene	108		-		70-130	-		
p/m-Xylene	108		-		70-130	-		
o-Xylene	112		-		70-130	-		
Naphthalene	138		-		50-150	-		
C9-C12 Aliphatics, Adjusted	118		-		70-130	-		
C9-C10 Aromatics Total	101		-		70-130	-		

Lab Duplicate Analysis

Batch Quality Control

Project Name: CFI- FOREST AVE

Project Number: 1047-2

Lab Number: L1013911

Report Date: 09/15/10

Parameter	Native Sample	Duplicate Sample	Units	RPD	Qual	RPD Limits
Petroleum Hydrocarbons in Air - Mansfield Lab Associated sample(s): 01 QC Batch ID: WG431975-5 QC Sample: L1013911-01 Client ID: SG-6S						
1,3-Butadiene	ND	ND	ug/m3	NC		30
Methyl tert butyl ether	ND	ND	ug/m3	NC		30
Benzene	ND	ND	ug/m3	NC		30
Toluene	ND	ND	ug/m3	NC		30
C5-C8 Aliphatics, Adjusted	59	57	ug/m3	3		30
Ethylbenzene	ND	ND	ug/m3	NC		30
p/m-Xylene	ND	ND	ug/m3	NC		30
o-Xylene	ND	ND	ug/m3	NC		30
Naphthalene	ND	ND	ug/m3	NC		30
C9-C12 Aliphatics, Adjusted	120	100	ug/m3	18		30
C9-C10 Aromatics Total	ND	ND	ug/m3	NC		30

Project Name: CFI- FOREST AVE

Serial_No:09151012:22

Lab Number: L1013911

Project Number: 1047-2

Report Date: 09/15/10

Canister and Flow Controller Information

Samplenum	Client ID	Media ID	Media Type	Cleaning Batch ID	Initial Pressure (in. Hg)	Pressure on Receipt (in. Hg)	Flow Out mL/min	Flow In mL/min	% RSD
L1013911-01	SG-6S	0252	#90 SV		-	-	200	199	1
L1013911-01	SG-6S	556	2.7L Can	L1012544	-29.5	-3.4	-	-	-
L1013911-02	CAN 470	0030	#90 SV		-	-	200	197	2
L1013911-02	CAN 470	470	2.7L Can	L1012727	-29.5	-27.8	-	-	-



Air Volatiles Can Certification

Project Name: BATCH CANISTER CERTIFICATION**Lab Number:** L1012544**Project Number:** CANISTER QC BAT**Report Date:** 09/15/10**Air Canister Certification Results**

Lab ID: L1012544-01
 Client ID: CAN 487 SHELF 1
 Sample Location:
 Matrix: Air
 Analytical Method: 48,TO-15
 Analytical Date: 08/19/10 18:20
 Analyst: RY

Date Collected: 08/13/10 00:00
 Date Received: 08/13/10
 Field Prep: Not Specified

Parameter	ppbV			ug/m3			Qualifier	Dilution Factor
	Results	RL	MDL	Results	RL	MDL		
Volatile Organics in Air (Low Level) - Mansfield Lab								
Chlorodifluoromethane	ND	0.200	--	ND	0.707	--		1
Propylene	ND	0.200	--	ND	0.344	--		1
Propane	ND	0.200	--	ND	0.606	--		1
Dichlorodifluoromethane	ND	0.200	--	ND	0.988	--		1
Chloromethane	ND	0.200	--	ND	0.413	--		1
Freon-114	ND	0.200	--	ND	1.40	--		1
Methanol	ND	5.00	--	ND	6.55	--		1
Vinyl chloride	ND	0.200	--	ND	0.511	--		1
1,3-Butadiene	ND	0.200	--	ND	0.442	--		1
Butane	ND	0.200	--	ND	0.475	--		1
Bromomethane	ND	0.200	--	ND	0.776	--		1
Chloroethane	ND	0.200	--	ND	0.527	--		1
Ethanol	ND	2.50	--	ND	4.71	--		1
Dichlorofluoromethane	ND	0.200	--	ND	0.841	--		1
Vinyl bromide	ND	0.200	--	ND	0.874	--		1
Acrolein	ND	0.500	--	ND	1.14	--		1
Acetone	ND	1.00	--	ND	2.37	--		1
Acetonitrile	ND	0.200	--	ND	0.336	--		1
Trichlorofluoromethane	ND	0.200	--	ND	1.12	--		1
Isopropanol	ND	0.500	--	ND	1.23	--		1
Acrylonitrile	ND	0.200	--	ND	0.434	--		1
Pentane	ND	0.200	--	ND	0.590	--		1
Ethyl ether	ND	0.200	--	ND	0.606	--		1
1,1-Dichloroethene	ND	0.200	--	ND	0.792	--		1
Tertiary butyl Alcohol	ND	0.500	--	ND	1.52	--		1



Project Name: BATCH CANISTER CERTIFICATION**Lab Number:** L1012544**Project Number:** CANISTER QC BAT**Report Date:** 09/15/10**Air Canister Certification Results**

Lab ID: L1012544-01

Date Collected: 08/13/10 00:00

Client ID: CAN 487 SHELF 1

Date Received: 08/13/10

Sample Location:

Field Prep: Not Specified

Parameter	ppbV			ug/m3			Qualifier	Dilution Factor
	Results	RL	MDL	Results	RL	MDL		
Volatile Organics in Air (Low Level) - Mansfield Lab								
Methylene chloride	ND	1.00	--	ND	3.47	--		1
3-Chloropropene	ND	0.200	--	ND	0.626	--		1
Carbon disulfide	ND	0.200	--	ND	0.622	--		1
Freon-113	ND	0.200	--	ND	1.53	--		1
trans-1,2-Dichloroethene	ND	0.200	--	ND	0.792	--		1
1,1-Dichloroethane	ND	0.200	--	ND	0.809	--		1
Methyl tert butyl ether	ND	0.200	--	ND	0.720	--		1
Vinyl acetate	ND	0.200	--	ND	0.704	--		1
2-Butanone	ND	0.200	--	ND	0.589	--		1
cis-1,2-Dichloroethene	ND	0.200	--	ND	0.792	--		1
Ethyl Acetate	ND	0.500	--	ND	1.80	--		1
Chloroform	ND	0.200	--	ND	0.976	--		1
Tetrahydrofuran	ND	0.200	--	ND	0.589	--		1
2,2-Dichloropropane	ND	0.200	--	ND	0.923	--		1
1,2-Dichloroethane	ND	0.200	--	ND	0.809	--		1
n-Hexane	ND	0.200	--	ND	0.704	--		1
Diisopropyl ether	ND	0.200	--	ND	0.835	--		1
tert-Butyl Ethyl Ether	ND	0.200	--	ND	0.835	--		1
1,1,1-Trichloroethane	ND	0.200	--	ND	1.09	--		1
1,1-Dichloropropene	ND	0.200	--	ND	0.907	--		1
Benzene	ND	0.200	--	ND	0.638	--		1
Carbon tetrachloride	ND	0.200	--	ND	1.26	--		1
Cyclohexane	ND	0.200	--	ND	0.688	--		1
tert-Amyl Methyl Ether	ND	0.200	--	ND	0.835	--		1
Dibromomethane	ND	0.200	--	ND	1.42	--		1
1,2-Dichloropropane	ND	0.200	--	ND	0.924	--		1
Bromodichloromethane	ND	0.200	--	ND	1.34	--		1
1,4-Dioxane	ND	0.200	--	ND	0.720	--		1



Project Name: BATCH CANISTER CERTIFICATION**Lab Number:** L1012544**Project Number:** CANISTER QC BAT**Report Date:** 09/15/10**Air Canister Certification Results**

Lab ID: L1012544-01

Date Collected: 08/13/10 00:00

Client ID: CAN 487 SHELF 1

Date Received: 08/13/10

Sample Location:

Field Prep: Not Specified

Parameter	ppbV			ug/m3			Qualifier	Dilution Factor
	Results	RL	MDL	Results	RL	MDL		
Volatile Organics in Air (Low Level) - Mansfield Lab								
Trichloroethene	ND	0.200	--	ND	1.07	--		1
2,2,4-Trimethylpentane	ND	0.200	--	ND	0.934	--		1
Heptane	ND	0.200	--	ND	0.819	--		1
2,4,4-trimethyl-1-pentene	ND	0.500	--	ND	2.29	--		1
cis-1,3-Dichloropropene	ND	0.200	--	ND	0.907	--		1
4-Methyl-2-pentanone	ND	0.200	--	ND	0.819	--		1
2,4,4-trimethyl-2-pentene	ND	0.500	--	ND	2.29	--		1
trans-1,3-Dichloropropene	ND	0.200	--	ND	0.907	--		1
1,1,2-Trichloroethane	ND	0.200	--	ND	1.09	--		1
Toluene	ND	0.200	--	ND	0.753	--		1
1,3-Dichloropropane	ND	0.200	--	ND	0.923	--		1
2-Hexanone	ND	0.200	--	ND	0.819	--		1
Dibromochloromethane	ND	0.200	--	ND	1.70	--		1
1,2-Dibromoethane	ND	0.200	--	ND	1.54	--		1
Butyl acetate	ND	0.500	--	ND	2.37	--		1
Octane	ND	0.200	--	ND	0.934	--		1
Tetrachloroethene	ND	0.200	--	ND	1.36	--		1
1,1,1,2-Tetrachloroethane	ND	0.200	--	ND	1.37	--		1
Chlorobenzene	ND	0.200	--	ND	0.920	--		1
Ethylbenzene	ND	0.200	--	ND	0.868	--		1
p/m-Xylene	ND	0.400	--	ND	1.74	--		1
Bromoform	ND	0.200	--	ND	2.06	--		1
Styrene	ND	0.200	--	ND	0.851	--		1
1,1,2,2-Tetrachloroethane	ND	0.200	--	ND	1.37	--		1
o-Xylene	ND	0.200	--	ND	0.868	--		1
1,2,3-Trichloropropane	ND	0.200	--	ND	1.20	--		1
Nonane	ND	0.200	--	ND	1.05	--		1
Isopropylbenzene	ND	0.200	--	ND	0.982	--		1



Project Name: BATCH CANISTER CERTIFICATION**Lab Number:** L1012544**Project Number:** CANISTER QC BAT**Report Date:** 09/15/10**Air Canister Certification Results**

Lab ID: L1012544-01

Date Collected: 08/13/10 00:00

Client ID: CAN 487 SHELF 1

Date Received: 08/13/10

Sample Location:

Field Prep: Not Specified

Parameter	ppbV			ug/m3			Qualifier	Dilution Factor
	Results	RL	MDL	Results	RL	MDL		
Volatile Organics in Air (Low Level) - Mansfield Lab								
Bromobenzene	ND	0.200	--	ND	1.28	--		1
2-Chlorotoluene	ND	0.200	--	ND	1.03	--		1
n-Propylbenzene	ND	0.200	--	ND	0.982	--		1
4-Chlorotoluene	ND	0.200	--	ND	1.03	--		1
4-Ethyltoluene	ND	0.200	--	ND	0.982	--		1
1,3,5-Trimethylbenzene	ND	0.200	--	ND	0.982	--		1
tert-Butylbenzene	ND	0.200	--	ND	1.10	--		1
1,2,4-Trimethylbenzene	ND	0.200	--	ND	0.982	--		1
Decane	ND	0.200	--	ND	1.16	--		1
Benzyl chloride	ND	0.200	--	ND	1.03	--		1
1,3-Dichlorobenzene	ND	0.200	--	ND	1.20	--		1
1,4-Dichlorobenzene	ND	0.200	--	ND	1.20	--		1
sec-Butylbenzene	ND	0.200	--	ND	1.10	--		1
p-Isopropyltoluene	ND	0.200	--	ND	1.10	--		1
1,2-Dichlorobenzene	ND	0.200	--	ND	1.20	--		1
n-Butylbenzene	ND	0.200	--	ND	1.10	--		1
1,2-Dibromo-3-chloropropane	ND	0.200	--	ND	1.93	--		1
Undecane	ND	0.200	--	ND	1.28	--		1
Dodecane	ND	0.200	--	ND	1.39	--		1
1,2,4-Trichlorobenzene	ND	0.200	--	ND	1.48	--		1
Naphthalene	ND	0.200	--	ND	1.05	--		1
1,2,3-Trichlorobenzene	ND	0.200	--	ND	1.48	--		1
Hexachlorobutadiene	ND	0.200	--	ND	2.13	--		1



Project Name: BATCH CANISTER CERTIFICATION**Lab Number:** L1012544**Project Number:** CANISTER QC BAT**Report Date:** 09/15/10**Air Canister Certification Results**

Lab ID: L1012544-01

Date Collected: 08/13/10 00:00

Client ID: CAN 487 SHELF 1

Date Received: 08/13/10

Sample Location:

Field Prep: Not Specified

Parameter	ppbV			ug/m3			Qualifier	Dilution Factor
	Results	RL	MDL	Results	RL	MDL		
Volatile Organics in Air (Low Level) - Mansfield Lab								

Internal Standard	% Recovery	Qualifier	Acceptance Criteria
1,4-Difluorobenzene	93		60-140
Bromochloromethane	104		60-140
chlorobenzene-d5	101		60-140



Project Name: BATCH CANISTER CERTIFICATION**Lab Number:** L1012544**Project Number:** CANISTER QC BAT**Report Date:** 09/15/10**Air Canister Certification Results**

Lab ID: L1012544-01
 Client ID: CAN 487 SHELF 1
 Sample Location:
 Matrix: Air
 Analytical Method: 48,TO-15-SIM
 Analytical Date: 08/19/10 18:20
 Analyst: RY

Date Collected: 08/13/10 00:00
 Date Received: 08/13/10
 Field Prep: Not Specified

Parameter	ppbV			ug/m3			Qualifier	Dilution Factor
	Results	RL	MDL	Results	RL	MDL		
Volatile Organics in Air by SIM - Mansfield Lab								
Dichlorodifluoromethane	ND	0.050	--	ND	0.247	--		1
Chloromethane	ND	0.500	--	ND	1.03	--		1
Freon-114	ND	0.050	--	ND	0.349	--		1
Vinyl chloride	ND	0.020	--	ND	0.051	--		1
1,3-Butadiene	ND	0.020	--	ND	0.044	--		1
Bromomethane	ND	0.020	--	ND	0.078	--		1
Chloroethane	ND	0.020	--	ND	0.053	--		1
Acetone	ND	2.00	--	ND	4.75	--		1
Trichlorofluoromethane	ND	0.050	--	ND	0.281	--		1
Acrylonitrile	ND	0.500	--	ND	1.08	--		1
1,1-Dichloroethene	ND	0.020	--	ND	0.079	--		1
Methylene chloride	ND	1.00	--	ND	3.47	--		1
Freon-113	ND	0.050	--	ND	0.383	--		1
Halothane	ND	0.050	--	ND	0.403	--		1
trans-1,2-Dichloroethene	ND	0.020	--	ND	0.079	--		1
1,1-Dichloroethane	ND	0.020	--	ND	0.081	--		1
Methyl tert butyl ether	ND	0.020	--	ND	0.072	--		1
2-Butanone	ND	0.500	--	ND	1.47	--		1
cis-1,2-Dichloroethene	ND	0.020	--	ND	0.079	--		1
Chloroform	ND	0.020	--	ND	0.098	--		1
1,2-Dichloroethane	ND	0.020	--	ND	0.081	--		1
1,1,1-Trichloroethane	ND	0.020	--	ND	0.109	--		1
Benzene	ND	0.100	--	ND	0.319	--		1
Carbon tetrachloride	ND	0.020	--	ND	0.126	--		1
1,2-Dichloropropane	ND	0.020	--	ND	0.092	--		1



Project Name: BATCH CANISTER CERTIFICATION**Lab Number:** L1012544**Project Number:** CANISTER QC BAT**Report Date:** 09/15/10**Air Canister Certification Results**

Lab ID: L1012544-01

Date Collected: 08/13/10 00:00

Client ID: CAN 487 SHELF 1

Date Received: 08/13/10

Sample Location:

Field Prep: Not Specified

Parameter	ppbV			ug/m3			Qualifier	Dilution Factor
	Results	RL	MDL	Results	RL	MDL		
Volatile Organics in Air by SIM - Mansfield Lab								
Bromodichloromethane	ND	0.020	--	ND	0.134	--		1
Trichloroethene	ND	0.020	--	ND	0.107	--		1
1,4-Dioxane	ND	0.100	--	ND	0.360	--		1
cis-1,3-Dichloropropene	ND	0.020	--	ND	0.091	--		1
4-Methyl-2-pentanone	ND	0.500	--	ND	2.05	--		1
trans-1,3-Dichloropropene	ND	0.020	--	ND	0.091	--		1
1,1,2-Trichloroethane	ND	0.020	--	ND	0.109	--		1
Toluene	ND	0.020	--	ND	0.075	--		1
Dibromochloromethane	ND	0.020	--	ND	0.170	--		1
1,2-Dibromoethane	ND	0.020	--	ND	0.154	--		1
Tetrachloroethene	ND	0.020	--	ND	0.136	--		1
1,1,1,2-Tetrachloroethane	ND	0.020	--	ND	0.137	--		1
Chlorobenzene	ND	0.020	--	ND	0.092	--		1
Ethylbenzene	ND	0.020	--	ND	0.087	--		1
p/m-Xylene	ND	0.040	--	ND	0.174	--		1
Bromoform	ND	0.020	--	ND	0.206	--		1
Styrene	ND	0.020	--	ND	0.085	--		1
1,1,2,2-Tetrachloroethane	ND	0.020	--	ND	0.137	--		1
o-Xylene	ND	0.020	--	ND	0.087	--		1
Isopropylbenzene	ND	0.500	--	ND	2.46	--		1
1,3,5-Trimethylbenzene	ND	0.020	--	ND	0.098	--		1
1,2,4-Trimethylbenzene	ND	0.020	--	ND	0.098	--		1
1,3-Dichlorobenzene	ND	0.020	--	ND	0.120	--		1
1,4-Dichlorobenzene	ND	0.020	--	ND	0.120	--		1
sec-Butylbenzene	ND	0.500	--	ND	2.74	--		1
p-Isopropyltoluene	ND	0.500	--	ND	2.74	--		1
1,2-Dichlorobenzene	ND	0.020	--	ND	0.120	--		1
n-Butylbenzene	ND	0.500	--	ND	2.74	--		1



Project Name: BATCH CANISTER CERTIFICATION**Lab Number:** L1012544**Project Number:** CANISTER QC BAT**Report Date:** 09/15/10**Air Canister Certification Results**

Lab ID: L1012544-01

Date Collected: 08/13/10 00:00

Client ID: CAN 487 SHELF 1

Date Received: 08/13/10

Sample Location:

Field Prep: Not Specified

Parameter	ppbV			ug/m3			Qualifier	Dilution Factor
	Results	RL	MDL	Results	RL	MDL		
Volatile Organics in Air by SIM - Mansfield Lab								
1,2,4-Trichlorobenzene	ND	0.050	--	ND	0.371	--		1
Naphthalene	ND	0.050	--	ND	0.262	--		1
1,2,3-Trichlorobenzene	ND	0.050	--	ND	0.371	--		1
Hexachlorobutadiene	ND	0.050	--	ND	0.533	--		1



Project Name: BATCH CANISTER CERTIFICATION**Lab Number:** L1012544**Project Number:** CANISTER QC BAT**Report Date:** 09/15/10**Air Canister Certification Results**

Lab ID: L1012544-01

Date Collected: 08/13/10 00:00

Client ID: CAN 487 SHELF 1

Date Received: 08/13/10

Sample Location:

Field Prep: Not Specified

Parameter	ppbV			ug/m3			Qualifier	Dilution Factor
	Results	RL	MDL	Results	RL	MDL		
Volatile Organics in Air by SIM - Mansfield Lab								

Internal Standard	% Recovery	Qualifier	Acceptance Criteria
1,4-difluorobenzene	90		60-140
bromochloromethane	101		60-140
chlorobenzene-d5	99		60-140



Project Name: BATCH CANISTER CERTIFICATION**Lab Number:** L1012727**Project Number:** CANISTER QC BAT**Report Date:** 09/15/10**Air Canister Certification Results**

Lab ID: L1012727-01
 Client ID: CAN 223 SHELF 2
 Sample Location:
 Matrix: Air
 Analytical Method: 48,TO-15
 Analytical Date: 08/19/10 20:12
 Analyst: RY

Date Collected: 08/18/10 00:00
 Date Received: 08/18/10
 Field Prep: Not Specified

Parameter	ppbV			ug/m3			Qualifier	Dilution Factor
	Results	RL	MDL	Results	RL	MDL		
Volatile Organics in Air (Low Level) - Mansfield Lab								
Chlorodifluoromethane	ND	0.200	--	ND	0.707	--		1
Propylene	ND	0.200	--	ND	0.344	--		1
Propane	ND	0.200	--	ND	0.606	--		1
Dichlorodifluoromethane	ND	0.200	--	ND	0.988	--		1
Chloromethane	ND	0.200	--	ND	0.413	--		1
Freon-114	ND	0.200	--	ND	1.40	--		1
Methanol	ND	5.00	--	ND	6.55	--		1
Vinyl chloride	ND	0.200	--	ND	0.511	--		1
1,3-Butadiene	ND	0.200	--	ND	0.442	--		1
Butane	ND	0.200	--	ND	0.475	--		1
Bromomethane	ND	0.200	--	ND	0.776	--		1
Chloroethane	ND	0.200	--	ND	0.527	--		1
Ethanol	ND	2.50	--	ND	4.71	--		1
Dichlorofluoromethane	ND	0.200	--	ND	0.841	--		1
Vinyl bromide	ND	0.200	--	ND	0.874	--		1
Acrolein	ND	0.500	--	ND	1.14	--		1
Acetone	ND	1.00	--	ND	2.37	--		1
Acetonitrile	ND	0.200	--	ND	0.336	--		1
Trichlorofluoromethane	ND	0.200	--	ND	1.12	--		1
Isopropanol	ND	0.500	--	ND	1.23	--		1
Acrylonitrile	ND	0.200	--	ND	0.434	--		1
Pentane	ND	0.200	--	ND	0.590	--		1
Ethyl ether	ND	0.200	--	ND	0.606	--		1
1,1-Dichloroethene	ND	0.200	--	ND	0.792	--		1
Tertiary butyl Alcohol	ND	0.500	--	ND	1.52	--		1



Project Name: BATCH CANISTER CERTIFICATION**Lab Number:** L1012727**Project Number:** CANISTER QC BAT**Report Date:** 09/15/10**Air Canister Certification Results**

Lab ID: L1012727-01
 Client ID: CAN 223 SHELF 2
 Sample Location:

Date Collected: 08/18/10 00:00
 Date Received: 08/18/10
 Field Prep: Not Specified

Parameter	ppbV			ug/m3			Qualifier	Dilution Factor
	Results	RL	MDL	Results	RL	MDL		
Volatile Organics in Air (Low Level) - Mansfield Lab								
Methylene chloride	ND	1.00	--	ND	3.47	--		1
3-Chloropropene	ND	0.200	--	ND	0.626	--		1
Carbon disulfide	ND	0.200	--	ND	0.622	--		1
Freon-113	ND	0.200	--	ND	1.53	--		1
trans-1,2-Dichloroethene	ND	0.200	--	ND	0.792	--		1
1,1-Dichloroethane	ND	0.200	--	ND	0.809	--		1
Methyl tert butyl ether	ND	0.200	--	ND	0.720	--		1
Vinyl acetate	ND	0.200	--	ND	0.704	--		1
2-Butanone	ND	0.200	--	ND	0.589	--		1
cis-1,2-Dichloroethene	ND	0.200	--	ND	0.792	--		1
Ethyl Acetate	ND	0.500	--	ND	1.80	--		1
Chloroform	ND	0.200	--	ND	0.976	--		1
Tetrahydrofuran	ND	0.200	--	ND	0.589	--		1
2,2-Dichloropropane	ND	0.200	--	ND	0.923	--		1
1,2-Dichloroethane	ND	0.200	--	ND	0.809	--		1
n-Hexane	ND	0.200	--	ND	0.704	--		1
Diisopropyl ether	ND	0.200	--	ND	0.835	--		1
tert-Butyl Ethyl Ether	ND	0.200	--	ND	0.835	--		1
1,1,1-Trichloroethane	ND	0.200	--	ND	1.09	--		1
1,1-Dichloropropene	ND	0.200	--	ND	0.907	--		1
Benzene	ND	0.200	--	ND	0.638	--		1
Carbon tetrachloride	ND	0.200	--	ND	1.26	--		1
Cyclohexane	ND	0.200	--	ND	0.688	--		1
tert-Amyl Methyl Ether	ND	0.200	--	ND	0.835	--		1
Dibromomethane	ND	0.200	--	ND	1.42	--		1
1,2-Dichloropropane	ND	0.200	--	ND	0.924	--		1
Bromodichloromethane	ND	0.200	--	ND	1.34	--		1
1,4-Dioxane	ND	0.200	--	ND	0.720	--		1



Project Name: BATCH CANISTER CERTIFICATION**Lab Number:** L1012727**Project Number:** CANISTER QC BAT**Report Date:** 09/15/10**Air Canister Certification Results**

Lab ID: L1012727-01

Date Collected: 08/18/10 00:00

Client ID: CAN 223 SHELF 2

Date Received: 08/18/10

Sample Location:

Field Prep: Not Specified

Parameter	ppbV			ug/m3			Qualifier	Dilution Factor
	Results	RL	MDL	Results	RL	MDL		
Volatile Organics in Air (Low Level) - Mansfield Lab								
Trichloroethene	ND	0.200	--	ND	1.07	--		1
2,2,4-Trimethylpentane	ND	0.200	--	ND	0.934	--		1
Heptane	ND	0.200	--	ND	0.819	--		1
2,4,4-trimethyl-1-pentene	ND	0.500	--	ND	2.29	--		1
cis-1,3-Dichloropropene	ND	0.200	--	ND	0.907	--		1
4-Methyl-2-pentanone	ND	0.200	--	ND	0.819	--		1
2,4,4-trimethyl-2-pentene	ND	0.500	--	ND	2.29	--		1
trans-1,3-Dichloropropene	ND	0.200	--	ND	0.907	--		1
1,1,2-Trichloroethane	ND	0.200	--	ND	1.09	--		1
Toluene	ND	0.200	--	ND	0.753	--		1
1,3-Dichloropropane	ND	0.200	--	ND	0.923	--		1
2-Hexanone	ND	0.200	--	ND	0.819	--		1
Dibromochloromethane	ND	0.200	--	ND	1.70	--		1
1,2-Dibromoethane	ND	0.200	--	ND	1.54	--		1
Butyl acetate	ND	0.500	--	ND	2.37	--		1
Octane	ND	0.200	--	ND	0.934	--		1
Tetrachloroethene	ND	0.200	--	ND	1.36	--		1
1,1,1,2-Tetrachloroethane	ND	0.200	--	ND	1.37	--		1
Chlorobenzene	ND	0.200	--	ND	0.920	--		1
Ethylbenzene	ND	0.200	--	ND	0.868	--		1
p/m-Xylene	ND	0.400	--	ND	1.74	--		1
Bromoform	ND	0.200	--	ND	2.06	--		1
Styrene	ND	0.200	--	ND	0.851	--		1
1,1,2,2-Tetrachloroethane	ND	0.200	--	ND	1.37	--		1
o-Xylene	ND	0.200	--	ND	0.868	--		1
1,2,3-Trichloropropane	ND	0.200	--	ND	1.20	--		1
Nonane	ND	0.200	--	ND	1.05	--		1
Isopropylbenzene	ND	0.200	--	ND	0.982	--		1



Project Name: BATCH CANISTER CERTIFICATION**Lab Number:** L1012727**Project Number:** CANISTER QC BAT**Report Date:** 09/15/10**Air Canister Certification Results**

Lab ID: L1012727-01

Date Collected: 08/18/10 00:00

Client ID: CAN 223 SHELF 2

Date Received: 08/18/10

Sample Location:

Field Prep: Not Specified

Parameter	ppbV			ug/m3			Qualifier	Dilution Factor
	Results	RL	MDL	Results	RL	MDL		
Volatile Organics in Air (Low Level) - Mansfield Lab								
Bromobenzene	ND	0.200	--	ND	1.28	--		1
2-Chlorotoluene	ND	0.200	--	ND	1.03	--		1
n-Propylbenzene	ND	0.200	--	ND	0.982	--		1
4-Chlorotoluene	ND	0.200	--	ND	1.03	--		1
4-Ethyltoluene	ND	0.200	--	ND	0.982	--		1
1,3,5-Trimethylbenzene	ND	0.200	--	ND	0.982	--		1
tert-Butylbenzene	ND	0.200	--	ND	1.10	--		1
1,2,4-Trimethylbenzene	ND	0.200	--	ND	0.982	--		1
Decane	ND	0.200	--	ND	1.16	--		1
Benzyl chloride	ND	0.200	--	ND	1.03	--		1
1,3-Dichlorobenzene	ND	0.200	--	ND	1.20	--		1
1,4-Dichlorobenzene	ND	0.200	--	ND	1.20	--		1
sec-Butylbenzene	ND	0.200	--	ND	1.10	--		1
p-Isopropyltoluene	ND	0.200	--	ND	1.10	--		1
1,2-Dichlorobenzene	ND	0.200	--	ND	1.20	--		1
n-Butylbenzene	ND	0.200	--	ND	1.10	--		1
1,2-Dibromo-3-chloropropane	ND	0.200	--	ND	1.93	--		1
Undecane	ND	0.200	--	ND	1.28	--		1
Dodecane	ND	0.200	--	ND	1.39	--		1
1,2,4-Trichlorobenzene	ND	0.200	--	ND	1.48	--		1
Naphthalene	ND	0.200	--	ND	1.05	--		1
1,2,3-Trichlorobenzene	ND	0.200	--	ND	1.48	--		1
Hexachlorobutadiene	ND	0.200	--	ND	2.13	--		1



Project Name: BATCH CANISTER CERTIFICATION**Lab Number:** L1012727**Project Number:** CANISTER QC BAT**Report Date:** 09/15/10**Air Canister Certification Results**

Lab ID: L1012727-01

Date Collected: 08/18/10 00:00

Client ID: CAN 223 SHELF 2

Date Received: 08/18/10

Sample Location:

Field Prep: Not Specified

Parameter	ppbV			ug/m3			Qualifier	Dilution Factor
	Results	RL	MDL	Results	RL	MDL		
Volatile Organics in Air (Low Level) - Mansfield Lab								

Internal Standard	% Recovery	Qualifier	Acceptance Criteria
1,4-Difluorobenzene	106		60-140
Bromochloromethane	113		60-140
chlorobenzene-d5	110		60-140



Project Name: BATCH CANISTER CERTIFICATION**Lab Number:** L1012727**Project Number:** CANISTER QC BAT**Report Date:** 09/15/10**Air Canister Certification Results**

Lab ID: L1012727-01
 Client ID: CAN 223 SHELF 2
 Sample Location:
 Matrix: Air
 Analytical Method: 48,TO-15-SIM
 Analytical Date: 08/19/10 20:12
 Analyst: RY

Date Collected: 08/18/10 00:00
 Date Received: 08/18/10
 Field Prep: Not Specified

Parameter	ppbV			ug/m3			Qualifier	Dilution Factor
	Results	RL	MDL	Results	RL	MDL		
Volatile Organics in Air by SIM - Mansfield Lab								
Dichlorodifluoromethane	ND	0.050	--	ND	0.247	--		1
Chloromethane	ND	0.500	--	ND	1.03	--		1
Freon-114	ND	0.050	--	ND	0.349	--		1
Vinyl chloride	ND	0.020	--	ND	0.051	--		1
1,3-Butadiene	ND	0.020	--	ND	0.044	--		1
Bromomethane	ND	0.020	--	ND	0.078	--		1
Chloroethane	ND	0.020	--	ND	0.053	--		1
Acetone	ND	2.00	--	ND	4.75	--		1
Trichlorofluoromethane	ND	0.050	--	ND	0.281	--		1
Acrylonitrile	ND	0.500	--	ND	1.08	--		1
1,1-Dichloroethene	ND	0.020	--	ND	0.079	--		1
Methylene chloride	ND	1.00	--	ND	3.47	--		1
Freon-113	ND	0.050	--	ND	0.383	--		1
Halothane	ND	0.050	--	ND	0.403	--		1
trans-1,2-Dichloroethene	ND	0.020	--	ND	0.079	--		1
1,1-Dichloroethane	ND	0.020	--	ND	0.081	--		1
Methyl tert butyl ether	ND	0.020	--	ND	0.072	--		1
2-Butanone	ND	0.500	--	ND	1.47	--		1
cis-1,2-Dichloroethene	ND	0.020	--	ND	0.079	--		1
Chloroform	ND	0.020	--	ND	0.098	--		1
1,2-Dichloroethane	ND	0.020	--	ND	0.081	--		1
1,1,1-Trichloroethane	ND	0.020	--	ND	0.109	--		1
Benzene	ND	0.100	--	ND	0.319	--		1
Carbon tetrachloride	ND	0.020	--	ND	0.126	--		1
1,2-Dichloropropane	ND	0.020	--	ND	0.092	--		1



Project Name: BATCH CANISTER CERTIFICATION**Lab Number:** L1012727**Project Number:** CANISTER QC BAT**Report Date:** 09/15/10**Air Canister Certification Results**

Lab ID: L1012727-01

Date Collected: 08/18/10 00:00

Client ID: CAN 223 SHELF 2

Date Received: 08/18/10

Sample Location:

Field Prep: Not Specified

Parameter	ppbV			ug/m3			Qualifier	Dilution Factor
	Results	RL	MDL	Results	RL	MDL		
Volatile Organics in Air by SIM - Mansfield Lab								
Bromodichloromethane	ND	0.020	--	ND	0.134	--		1
Trichloroethene	ND	0.020	--	ND	0.107	--		1
1,4-Dioxane	ND	0.100	--	ND	0.360	--		1
cis-1,3-Dichloropropene	ND	0.020	--	ND	0.091	--		1
4-Methyl-2-pentanone	ND	0.500	--	ND	2.05	--		1
trans-1,3-Dichloropropene	ND	0.020	--	ND	0.091	--		1
1,1,2-Trichloroethane	ND	0.020	--	ND	0.109	--		1
Toluene	ND	0.020	--	ND	0.075	--		1
Dibromochloromethane	ND	0.020	--	ND	0.170	--		1
1,2-Dibromoethane	ND	0.020	--	ND	0.154	--		1
Tetrachloroethene	ND	0.020	--	ND	0.136	--		1
1,1,1,2-Tetrachloroethane	ND	0.020	--	ND	0.137	--		1
Chlorobenzene	ND	0.020	--	ND	0.092	--		1
Ethylbenzene	ND	0.020	--	ND	0.087	--		1
p/m-Xylene	ND	0.040	--	ND	0.174	--		1
Bromoform	ND	0.020	--	ND	0.206	--		1
Styrene	ND	0.020	--	ND	0.085	--		1
1,1,2,2-Tetrachloroethane	ND	0.020	--	ND	0.137	--		1
o-Xylene	ND	0.020	--	ND	0.087	--		1
Isopropylbenzene	ND	0.500	--	ND	2.46	--		1
1,3,5-Trimethylbenzene	ND	0.020	--	ND	0.098	--		1
1,2,4-Trimethylbenzene	ND	0.020	--	ND	0.098	--		1
1,3-Dichlorobenzene	ND	0.020	--	ND	0.120	--		1
1,4-Dichlorobenzene	ND	0.020	--	ND	0.120	--		1
sec-Butylbenzene	ND	0.500	--	ND	2.74	--		1
p-Isopropyltoluene	ND	0.500	--	ND	2.74	--		1
1,2-Dichlorobenzene	ND	0.020	--	ND	0.120	--		1
n-Butylbenzene	ND	0.500	--	ND	2.74	--		1



Project Name: BATCH CANISTER CERTIFICATION**Lab Number:** L1012727**Project Number:** CANISTER QC BAT**Report Date:** 09/15/10**Air Canister Certification Results**

Lab ID: L1012727-01

Date Collected: 08/18/10 00:00

Client ID: CAN 223 SHELF 2

Date Received: 08/18/10

Sample Location:

Field Prep: Not Specified

Parameter	ppbV			ug/m3			Qualifier	Dilution Factor
	Results	RL	MDL	Results	RL	MDL		
Volatile Organics in Air by SIM - Mansfield Lab								
1,2,4-Trichlorobenzene	ND	0.050	--	ND	0.371	--		1
Naphthalene	ND	0.050	--	ND	0.262	--		1
1,2,3-Trichlorobenzene	ND	0.050	--	ND	0.371	--		1
Hexachlorobutadiene	ND	0.050	--	ND	0.533	--		1



Project Name: BATCH CANISTER CERTIFICATION**Lab Number:** L1012727**Project Number:** CANISTER QC BAT**Report Date:** 09/15/10**Air Canister Certification Results**

Lab ID: L1012727-01

Date Collected: 08/18/10 00:00

Client ID: CAN 223 SHELF 2

Date Received: 08/18/10

Sample Location:

Field Prep: Not Specified

Parameter	ppbV			ug/m3			Qualifier	Dilution Factor
	Results	RL	MDL	Results	RL	MDL		
Volatile Organics in Air by SIM - Mansfield Lab								

Internal Standard	% Recovery	Qualifier	Acceptance Criteria
1,4-difluorobenzene	105		60-140
bromochloromethane	112		60-140
chlorobenzene-d5	109		60-140



AIR Petro Can Certification

Project Name: BATCH CANISTER CERTIFICATION**Lab Number:** L1012544**Project Number:** CANISTER QC BAT**Report Date:** 09/15/10**AIR CAN CERTIFICATION RESULTS**

Lab ID: L1012544-01
Client ID: CAN 487 SHELF 1
Sample Location: Not Specified
Matrix: Air
Analytical Method: 96,APH
Analytical Date: 08/19/10 18:20
Analyst: RY

Date Collected: 08/13/10 00:00
Date Received: 08/13/10
Field Prep: Not Specified

Parameter	Result	Qualifier	Units	RL	MDL	Dilution Factor
Petroleum Hydrocarbons in Air - Mansfield Lab						
1,3-Butadiene	ND		ug/m3	2.0	--	1
Methyl tert butyl ether	ND		ug/m3	2.0	--	1
Benzene	ND		ug/m3	2.0	--	1
Toluene	ND		ug/m3	2.0	--	1
C5-C8 Aliphatics, Adjusted	ND		ug/m3	12	--	1
Ethylbenzene	ND		ug/m3	2.0	--	1
p/m-Xylene	ND		ug/m3	4.0	--	1
o-Xylene	ND		ug/m3	2.0	--	1
Naphthalene	ND		ug/m3	2.0	--	1
C9-C12 Aliphatics, Adjusted	ND		ug/m3	14	--	1
C9-C10 Aromatics Total	ND		ug/m3	10	--	1

Project Name: BATCH CANISTER CERTIFICATION**Lab Number:** L1012727**Project Number:** CANISTER QC BAT**Report Date:** 09/15/10**AIR CAN CERTIFICATION RESULTS**

Lab ID: L1012727-01
Client ID: CAN 223 SHELF 2
Sample Location: Not Specified
Matrix: Air
Analytical Method: 96,APH
Analytical Date: 08/19/10 20:12
Analyst: RY

Date Collected: 08/18/10 00:00
Date Received: 08/18/10
Field Prep: Not Specified

Parameter	Result	Qualifier	Units	RL	MDL	Dilution Factor
Petroleum Hydrocarbons in Air - Mansfield Lab						
1,3-Butadiene	ND		ug/m3	2.0	--	1
Methyl tert butyl ether	ND		ug/m3	2.0	--	1
Benzene	ND		ug/m3	2.0	--	1
Toluene	ND		ug/m3	2.0	--	1
C5-C8 Aliphatics, Adjusted	ND		ug/m3	12	--	1
Ethylbenzene	ND		ug/m3	2.0	--	1
p/m-Xylene	ND		ug/m3	4.0	--	1
o-Xylene	ND		ug/m3	2.0	--	1
Naphthalene	ND		ug/m3	2.0	--	1
C9-C12 Aliphatics, Adjusted	ND		ug/m3	14	--	1
C9-C10 Aromatics Total	ND		ug/m3	10	--	1

Project Name: CFI- FOREST AVE**Lab Number:** L1013911**Project Number:** 1047-2**Report Date:** 09/15/10**Sample Receipt and Container Information**

Were project specific reporting limits specified? YES

Reagent H2O Preserved Vials Frozen on: NA

Cooler Information Custody Seal**Cooler**

N/A Present/Intact

Container Information

Container ID	Container Type	Cooler	pH	Temp deg C	Pres	Seal	Analysis(*)
L1013911-01A	Canister - 2.7 Liter	N/A	N/A		NA	Present/Intact	APH-10(30),FIXGAS(30),TO15-LL(30)
L1013911-02A	Canister - 2.7 Liter	N/A	N/A		NA	Present/Intact	CLEAN-FEE()

*Values in parentheses indicate holding time in days

Project Name: CFI- FOREST AVE
Project Number: 1047-2

Lab Number: L1013911
Report Date: 09/15/10

GLOSSARY

Acronyms

- EPA** - Environmental Protection Agency.
- LCS** - Laboratory Control Sample: A sample matrix, free from the analytes of interest, spiked with verified known amounts of analytes or a material containing known and verified amounts of analytes.
- LCS D** - Laboratory Control Sample Duplicate: Refer to LCS.
- MDL** - Method Detection Limit: This value represents the level to which target analyte concentrations are reported as estimated values, when those target analyte concentrations are quantified below the reporting limit (RL). The MDL includes any adjustments from dilutions, concentrations or moisture content, where applicable.
- MS** - Matrix Spike Sample: A sample prepared by adding a known mass of target analyte to a specified amount of matrix sample for which an independent estimate of target analyte concentration is available.
- MS D** - Matrix Spike Sample Duplicate: Refer to MS.
- NA** - Not Applicable.
- NC** - Not Calculated: Term is utilized when one or more of the results utilized in the calculation are non-detect at the parameter's reporting unit.
- NI** - Not Ignitable.
- RL** - Reporting Limit: The value at which an instrument can accurately measure an analyte at a specific concentration. The RL includes any adjustments from dilutions, concentrations or moisture content, where applicable.
- RPD** - Relative Percent Difference: The results from matrix and/or matrix spike duplicates are primarily designed to assess the precision of analytical results in a given matrix and are expressed as relative percent difference (RPD). Values which are less than five times the reporting limit for any individual parameter are evaluated by utilizing the absolute difference between the values; although the RPD value will be provided in the report.

Terms

Analytical Method: Both the document from which the method originates and the analytical reference method. (Example: EPA 8260B is shown as 1,8260B.) The codes for the reference method documents are provided in the References section of the Addendum.

Data Qualifiers

- A** - Spectra identified as "Aldol Condensation Product".
- B** - The analyte was detected above the reporting limit in the associated method blank. Flag only applies to associated field samples that have detectable concentrations of the analyte at less than five times (5x) the concentration found in the blank. For MCP-related projects, flag only applies to associated field samples that have detectable concentrations of the analyte at less than ten times (10x) the concentration found in the blank. For DOD-related projects, flag only applies to associated field samples that have detectable concentrations of the analyte at less than ten times (10x) the concentration found in the blank AND the analyte was detected above one-half the reporting limit (or above the reporting limit for common lab contaminants) in the associated method blank.
- D** - Concentration of analyte was quantified from diluted analysis. Flag only applies to field samples that have detectable concentrations of the analyte.
- E** - Concentration of analyte exceeds the range of the calibration curve and/or linear range of the instrument.
- H** - The analysis of pH was performed beyond the regulatory-required holding time of 15 minutes from the time of sample collection.
- I** - The RPD between the results for the two columns exceeds the method-specified criteria; however, the lower value has been reported due to obvious interference.
- P** - The RPD between the results for the two columns exceeds the method-specified criteria.
- Q** - The quality control sample exceeds the associated acceptance criteria. Note: This flag is not applicable for matrix spike recoveries when the sample concentration is greater than 4x the spike added or for batch duplicate RPD when the sample concentrations are less than 5x the RL. (Metals only.)
- R** - Analytical results are from sample re-analysis.

Report Format: Data Usability Report



Project Name: CFI- FOREST AVE
Project Number: 1047-2

Lab Number: L1013911
Report Date: 09/15/10

Data Qualifiers

- RE** - Analytical results are from sample re-extraction.
- J** - Estimated value. This represents an estimated concentration for Tentatively Identified Compounds (TICs).
- ND** - Not detected at the reporting limit (RL) for the sample.

Project Name: CFI- FOREST AVE
Project Number: 1047-2

Lab Number: L1013911
Report Date: 09/15/10

REFERENCES

- 48 Compendium of Methods for the Determination of Toxic Organic Compounds in Ambient Air. Second Edition. EPA/625/R-96/010b, January 1999.
- 51 Determination of Carbon Dioxide, Methane, Nitrogen and Oxygen from Stationary Sources. Method 3C. Appendix A, Part 60, 40 CFR (Code of Federal Regulations). June 20, 1996.
- 96 Method for the Determination of Air-Phase Petroleum Hydrocarbons (APH), MassDEP, December 2009, Revision 1 with QC Requirements & Performance Standards for the Analysis of APH by GC/MS under the Massachusetts Contingency Plan, WSC-CAM-IXA, July 2010.

LIMITATION OF LIABILITIES

Alpha Analytical performs services with reasonable care and diligence normal to the analytical testing laboratory industry. In the event of an error, the sole and exclusive responsibility of Alpha Analytical shall be to re-perform the work at it's own expense. In no event shall Alpha Analytical be held liable for any incidental, consequential or special damages, including but not limited to, damages in any way connected with the use of, interpretation of, information or analysis provided by Alpha Analytical.

We strongly urge our clients to comply with EPA protocol regarding sample volume, preservation, cooling, containers, sampling procedures, holding time and splitting of samples in the field.



Certificate/Approval Program Summary

Last revised July 19, 2010 – Mansfield Facility

The following list includes only those analytes/methods for which certification/approval is currently held. For a complete listing of analytes for the referenced methods, please contact your Alpha Customer Service Representative.

Connecticut Department of Public Health Certificate/Lab ID: PH-0141.

Wastewater/Non-Potable Water (Inorganic Parameters: pH, Turbidity, Conductivity, Alkalinity, Aluminum, Antimony, Arsenic, Barium, Beryllium, Boron, Cadmium, Calcium, Chromium, Cobalt, Copper, Iron, Lead, Magnesium, Manganese, Mercury, Molybdenum, Nickel, Potassium, Selenium, Silver, Sodium, Strontium, Thallium, Tin, Vanadium, Zinc, Total Residue (Solids), Total Suspended Solids (non-filterable), Total Cyanide. Organic Parameters: PCBs, Organochlorine Pesticides, Technical Chlordane, Toxaphene, Acid Extractables, Benzidines, Phthalate Esters, Nitrosamines, Nitroaromatics & Isophorone, PAHs, Haloethers, Chlorinated Hydrocarbons, Volatile Organics.)

Solid Waste/Soil (Inorganic Parameters: pH, Aluminum, Antimony, Arsenic, Barium, Beryllium, Cadmium, Calcium, Chromium, Hexavalent Chromium, Cobalt, Copper, Iron, Lead, Magnesium, Manganese, Mercury, Molybdenum, Nickel, Potassium, Selenium, Silver, Sodium, Thallium, Vanadium, Zinc, Total Organic Carbon, Total Cyanide, Corrosivity, TCLP 1311. Organic Parameters: PCBs, Organochlorine Pesticides, Technical Chlordane, Toxaphene, Volatile Organics, Acid Extractables, Benzidines, Phthalates, Nitrosamines, Nitroaromatics & Cyclic Ketones, PAHs, Haloethers, Chlorinated Hydrocarbons.)

Florida Department of Health Certificate/Lab ID: E87814. *NELAP Accredited.*

Non-Potable Water (Inorganic Parameters: SM2320B, EPA 120.1, SM2510B, EPA 245.1, EPA 150.1, EPA 160.2, SM2540D, EPA 335.2, SM2540G, EPA 180.1. Organic Parameters: EPA 625, 608.)

Solid & Chemical Materials (Inorganic Parameters: 6020, 7470, 7471, 9045, 9014. Organic Parameters: EPA 8260, 8270, 8082, 8081.)

Air & Emissions (EPA TO-15.)

Louisiana Department of Environmental Quality Certificate/Lab ID: 03090. *NELAP Accredited.*

Non-Potable Water (Inorganic Parameters: EPA 120.1, 150.1, 160.2, 180.1, 200.8, 245.1, 310.1, 335.2, 608, 625, 1631, 3010, 3015, 3020, 6020, 9010, 9014, 9040, SM2320B, 2510B, 2540D, 2540G, 4500CN-E, 4500H-B, Organic Parameters: EPA 3510, 3580, 3630, 3640, 3660, 3665, 5030, 8015 (mod), 3570, 8081, 8082, 8260, 8270,)

Solid & Chemical Materials (Inorganic Parameters: 6020, 7196, 7470, 7471, 7474, 9010, 9014, 9040, 9045, 9060. Organic Parameters: EPA 8015 (mod), EPA 3570, 1311, 3050, 3051, 3060, 3580, 3630, 3640, 3660, 3665, 5035, 8081, 8082, 8260, 8270.)

Biological Tissue (Inorganic Parameters: EPA 6020. Organic Parameters: EPA 3570, 3510, 3610, 3630, 3640, 8270.)

Massachusetts Department of Environmental Protection Certificate/Lab ID: M-MA030.

Non-Potable Water (Inorganic Parameters: SM4500H+B. Organic Parameters: EPA 624.)

New Hampshire Department of Environmental Services Certificate/Lab ID: 2206. *NELAP Accredited.*

Non-Potable Water (Inorganic Parameters: EPA 200.8, 245.1, 1631E, 120.1, 150.1, 180.1, 310.1, 335.2, 160.2, SM2540D, 2540G, 4500CN-E, 4500H+B, 2320B, 2510B. Organic Parameters: EPA 625, 608.)

New Jersey Department of Environmental Protection Certificate/Lab ID: MA015. *NELAP Accredited.*

Non-Potable Water (Inorganic Parameters: SW-846 1312, 3010, 3020A, 3015, 6020, SM2320B, EPA 200.8, SM2540C, 2540D, 2540G, EPA 120.1, SM2510B, EPA 180.1, 245.1, 1631E, SW-846 9040B, 6020, 9010B, 9014 Organic Parameters: EPA 608, 625, SW-846 3510C, 3580A, 5030B, 3035L, 5035H, 3630C, 3640A, 3660B, 3665A, 8081A, 8082 8260B, 8270C)

Solid & Chemical Materials (Inorganic Parameters: SW-846 6020, 9010B, 9014, 1311, 1312, 3050B, 3051, 3060A, 7196A, 7470A, 7471A, 9045C, 9060. Organic Parameters: SW-846 3580A, 5030B, 3035L, 5035H, 3630C, 3640A, 3660B, 3665A, 8081A, 8082, 8260B, 8270C, 3570, 8015B.)

Atmospheric Organic Parameters (EPA TO-15)

Biological Tissue (Inorganic Parameters: SW-846 6020 Organic Parameters: SW-846 8270C, 3510C, 3570, 3610B, 3630C, 3640A)

New York Department of Health Certificate/Lab ID: 11627. **NELAP Accredited.**

Non-Potable Water (Inorganic Parameters: EPA 310.1, SM2320B, EPA 365.2, 160.1, EPA 160.2, SM2540D, EPA 200.8, 6020, 1631E, 245.1, 335.2, 9014, 150.1, 9040B, 120.1, SM2510B, EPA 376.2, 180.1, 9010B. Organic Parameters: EPA 624, 8260B, 8270C, 608, 8081A, 625, 8082, 3510C, 3511, 5030B.)

Solid & Hazardous Waste (Inorganic Parameters: EPA 9040B, 9045C, SW-846 Ch7 Sec 7.3, EPA 6020, 7196A, 7471A, 7474, 9014, 9040B, 9045C, 9010B. Organic Parameters: EPA 8260B, 8270C, 8081A, DRO 8015B, 8082, 1311, 3050B, 3580, 3050B, 3035, 3570, 3051, 5035, 5030B.)

Air & Emissions (EPA TO-15.)

Rhode Island Department of Health Certificate/Lab ID: LAO00299. **NELAP Accredited via LA-DEQ.**

Refer to MA-DEP Certificate for Non-Potable Water.

Refer to LA-DEQ Certificate for Non-Potable Water.

Texas Commission of Environmental Quality Certificate/Lab ID: T104704419-08-TX. **NELAP Accredited.**

Solid & Chemical Materials (Inorganic Parameters: EPA 6020, 7470, 7471, 1311, 7196, 9014, 9040, 9045, 9060. Organic Parameters: EPA 8015, 8270, 8260, 8081, 8082.)

Air (Organic Parameters: EPA TO-15)

U.S. Army Corps of Engineers

Department of Defense Certificate/Lab ID: L2217.01.

Solid & Hazardous Waste (Inorganic Parameters: EPA 1311, 1312, 3051, 6020, 747A, 7474, 9045C, 9060, SM 2540G, ASTM D422-63. Organic Parameters: EPA 3580, 3570, 3540C, 5035, 8260B, 8270C, 8270 Alk-PAH, 8082, 8081A, 8015 (SHC), 8015 (DRO).

Air & Emissions (EPA TO-15.)

Analytes Not Accredited by NELAP

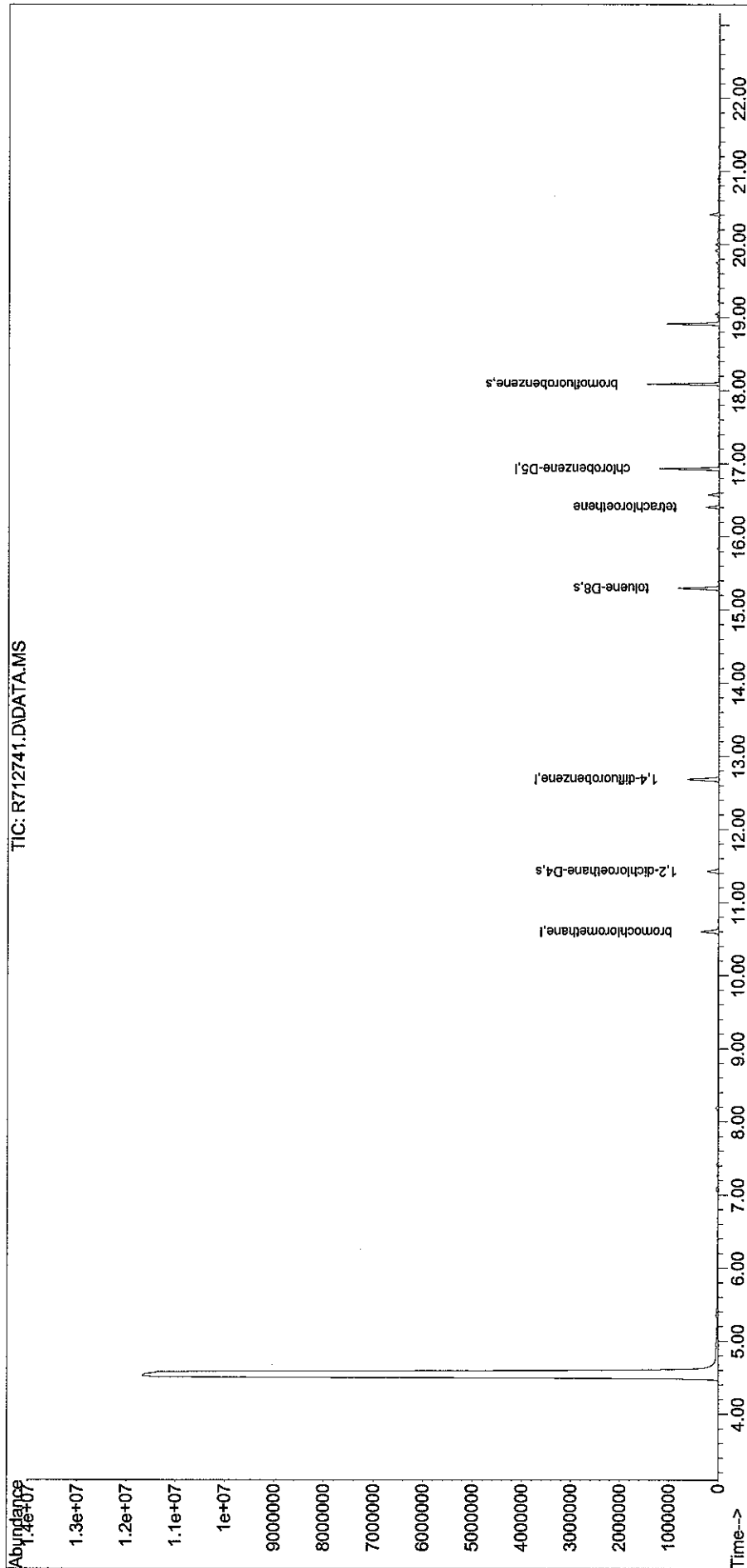
Certification is not available by NELAP for the following analytes: **8270C**: Biphenyl.

TO-15

Sub List : 9_Chlorinateds+EDB - . (QT Reviewed)

Data Path : O:\Forensics\Data\AirLab7\2010\100911T\
Data File : R712741.D
Acq On : 11 Sep 2010 7:12 pm
Operator : AIRLAB7:aj
Sample : 11013911-01,3,250,250
Misc : wg431974,ical5297
ALS Vial : 2 Sample Multiplier: 1

Quant Time: Sep 13 12:08:55 2010
Quant Method : O:\Forensics\Data\AirLab7\2010\100911T\TALL100825.M
Quant Title : TO-14A/TO-15 SIM/Full Scan Analysis
QLast Update : Thu Aug 26 11:10:47 2010
Response via : Initial Calibration



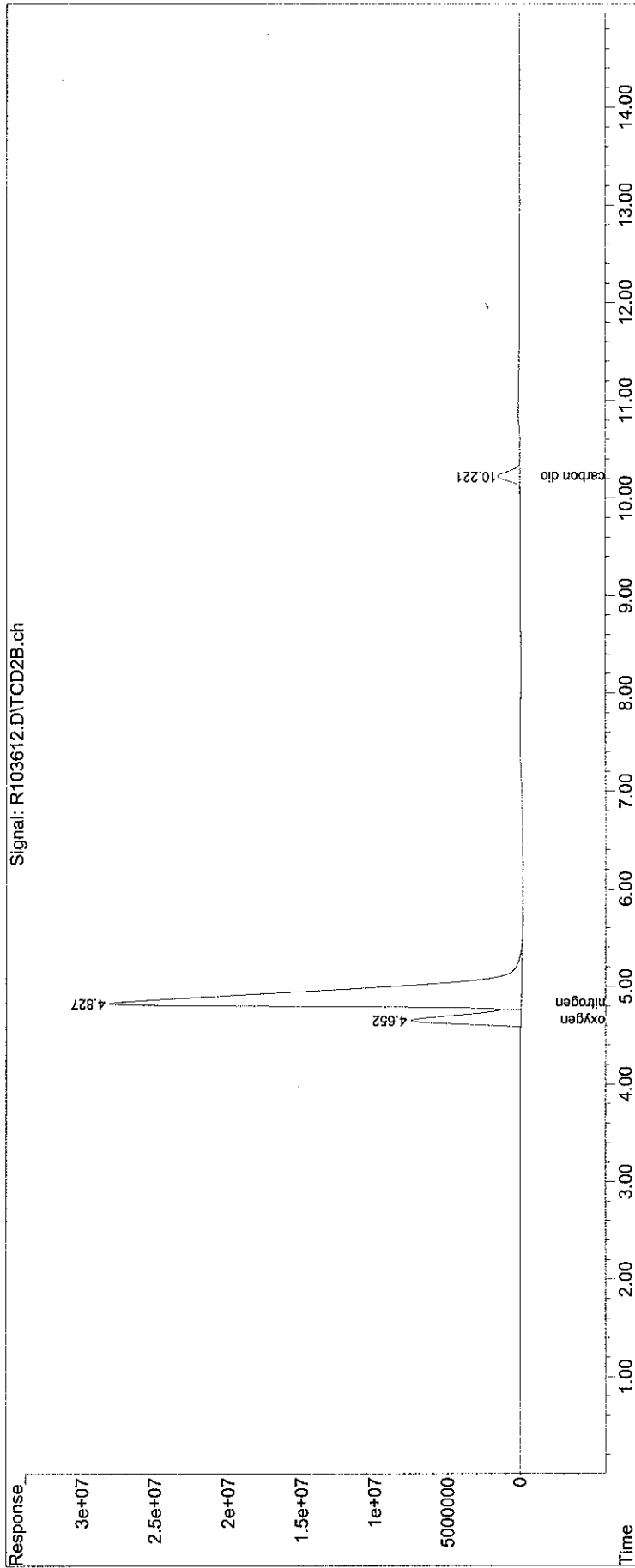
Fixed Gases

Quantitation Report (QT Reviewed)

Data Path : O:\Forensics\Data\airlab10\100913FG\
Data File : R103612.D
Signal(s) : TCD2B.ch
Acq On : 13 Sep 2010 10:45 pm
Operator : airlab10:AR
Sample : L1013911-01,4,0.4571,1.0
Misc : WG432138,ICAL5222
ALS Vial : 11 Sample Multiplier: 1

Integration File: events.e
Quant Time: Sep 14 09:09:11 2010
Quant Method : O:\Forensics\Data\airlab10\100913FG\FG100730.M
Quant Title : Fixed Gas Analysis via Method 3C
QLast Update : Tue Aug 03 13:42:03 2010
Response via : Initial Calibration
Integrator: ChemStation

Volume Inj. :
Signal Phase :
Signal Info :



APH

Sub List : APH_STD_M - . Report (QT Reviewed)

Data Path : O:\Forensics\Data\AirLab7\2010\100911A\

Data File : R712741.D

Acq On : 11 Sep 2010 7:12 pm

Operator : AIRLAB7:aj

Sample : 11013911-01,3,250,250

Misc : wg431975

ALS Vial : 2 Sample Multiplier: 1

Quant Time: Sep 13 15:15:25 2010

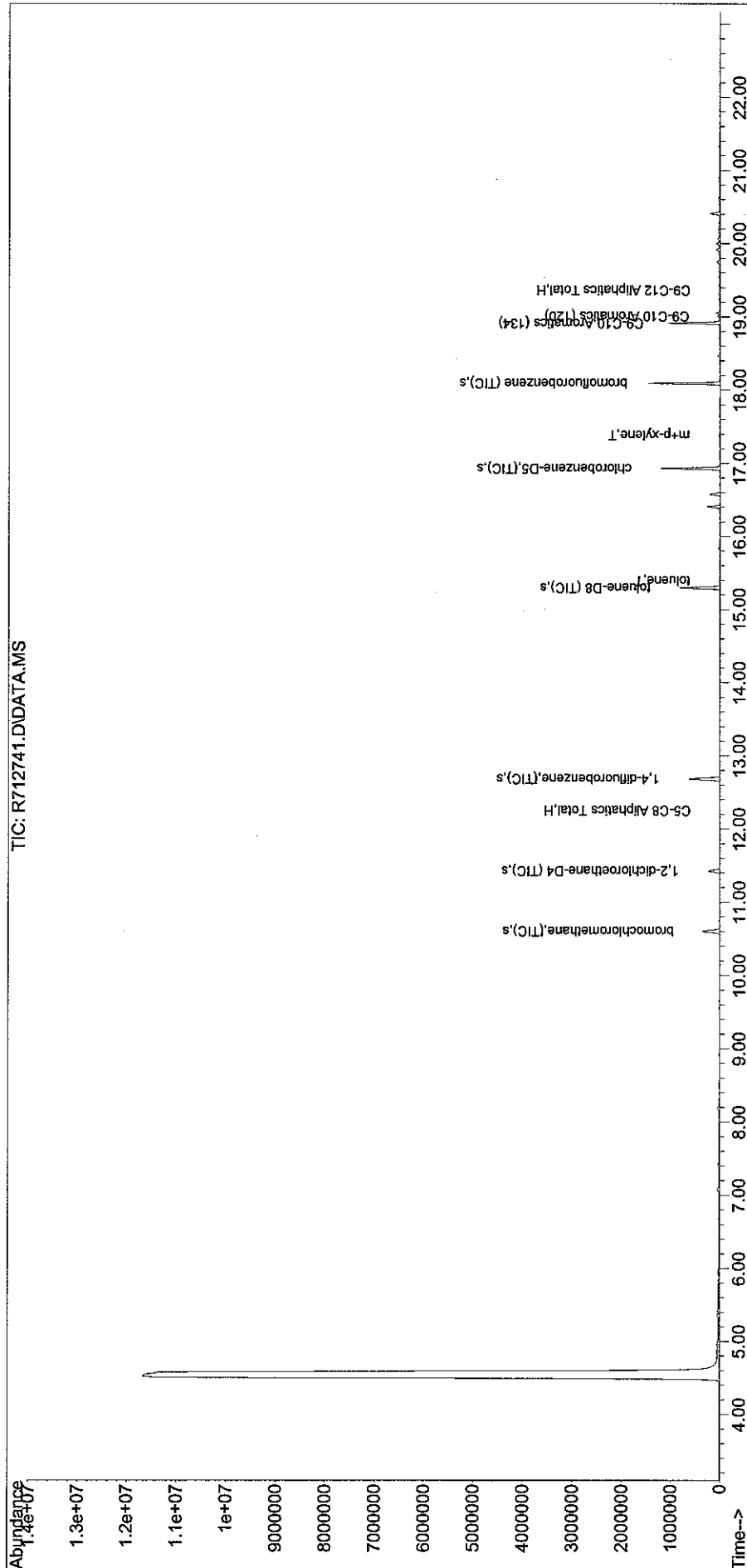
Quant Method : O:\Forensics\Data\AirLab7\2010\100909A\APH100907.M

Quant Title : APH Analysis

QLast Update : Tue Sep 07 16:21:34 2010

Response via : Initial Calibration

TIC: R712741.D\DATA.MS





environmental
laboratory LLC

195 Commerce Way Suite E
Portsmouth, New Hampshire 03801
603-436-5111 Fax 603-430-2151
800-929-9906
www.analyticslab.com

Mr. Herb Kodis
Maine Environmental Laboratory, Inc.
PO Box 1107
Yarmouth, ME 04096-1107

Report Number: 68752

Revision: Rev. 0

Re: MAI 400-10

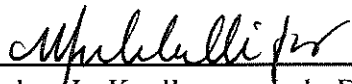
Enclosed are the results of the analyses on your sample(s). Samples were received on 28 December 2010 and analyzed for the tests listed. Samples were received in acceptable condition, with the exceptions noted below or on the chain of custody. These results pertain to samples as received by the laboratory and for the analytical tests requested on the chain of custody. The results reported herein conform to the most current NELAC standards, where applicable, unless otherwise narrated in the body of the report. Please see individual reports for specific methodologies and references.

Sample Analysis: The attached pages detail the Client Sample IDs, Lab Sample IDs, and Analyses requested

Sample Receipt Exceptions: None

Analytics Environmental Laboratory is certified by the states of New Hampshire, Maine, Massachusetts, Connecticut, Rhode Island, Virginia, Maryland, and is accredited by the Department of Defense (DOD) ELAP program. A list of actual certified parameters is available upon request.

If you have any questions on these results, please do not hesitate to contact us.

Authorized signature 
Stephen L. Knollmeyer Lab. Director
Date 1/6/2011

This report shall not be reproduced, except in full, without the written consent of Analytics Environmental Laboratory, LLC.



environmental
laboratory LLC

195 Commerce Way Suite E
Portsmouth, New Hampshire 03801
603-436-5111 Fax 603-430-2151
800-929-9906
www.analyticslab.com

**CLIENT: Maine Environmental Laboratory, REPORT NUMBER: 68752
Inc.**

REV: Rev. 0

PROJECT: MAI 400-10

<u>Lab Number</u>	<u>Sample Date</u>	<u>Station Location</u>	<u>Analysis</u>	<u>Comments</u>
68752-1	12/21/10	MW1	EPA 8260B (Halocarbons only)	
	12/21/10	MW1	Volatile Petroleum Hydrocarbons	
68752-2	12/21/10	MW3	EPA 8260B (Halocarbons only)	
	12/21/10	MW3	Volatile Petroleum Hydrocarbons	
68752-3	12/21/10	MW7	EPA 8260B (Halocarbons only)	
	12/21/10	MW7	Volatile Petroleum Hydrocarbons	
68752-4	12/21/10	MW8	EPA 8260B (Halocarbons only)	
	12/21/10	MW8	Volatile Petroleum Hydrocarbons	
68752-5	12/21/10	MW10	EPA 8260B (Halocarbons only)	
	12/21/10	MW10	Volatile Petroleum Hydrocarbons	
68752-6	12/21/10	MW11	EPA 8260B (Halocarbons only)	
	12/21/10	MW11	Volatile Petroleum Hydrocarbons	
68752-7	12/21/10	MW12	EPA 8260B (Halocarbons only)	
	12/21/10	MW12	Volatile Petroleum Hydrocarbons	
68752-8	12/21/10	MW13	EPA 8260B (Halocarbons only)	
	12/21/10	MW13	Volatile Petroleum Hydrocarbons	
68752-9	12/21/10	Trip Blank	Electronic Data Deliverable	
	12/21/10	Trip Blank	Volatile Petroleum Hydrocarbons	

Mr. Herb Kodis
 Maine Environmental Laboratory, Inc.
 PO Box 1107
 Yarmouth, ME 04096-1107

January 6, 2011

SAMPLE DATA

CLIENT SAMPLE ID

Project Name: MAI 400-10
Project Number:
Field Sample ID: MW1

Lab Sample ID: 68752-1
Matrix: Aqueous
Percent Solid: N/A
Dilution Factor: 5
Collection Date: 12/21/10
Lab Receipt Date: 12/28/10
Analysis Date: 01/03/11

ANALYTICAL RESULTS VOLATILE ORGANICS					
COMPOUND	Quantitation Limit $\mu\text{g/L}$	Result $\mu\text{g/L}$	COMPOUND	Quantitation Limit $\mu\text{g/L}$	Result $\mu\text{g/L}$
Vinyl chloride	5	U	1,2-Dichloroethane	5	U
1,1-Dichloroethene	5	U	1,1,1-Trichloroethane	5	U
cis-1,2-Dichloroethene	5	U	1,1,2-Trichloroethane	5	U
trans-1,2-Dichloroethene	5	U	1,1,2,2-Tetrachloroethane	5	U
Trichloroethene	5	U	Chlorobenzene	5	U
Tetrachloroethene	5	U	Bromoform	5	U
Chloromethane	5	U	Dichlorodifluoromethane	5	U
Methylene chloride	25	U	Trichlorofluoromethane	5	U
Chloroform	5	U	1,3-Dichlorobenzene	5	U
Carbon tetrachloride	5	U	1,2-Dichlorobenzene	5	U
Bromodichloromethane	5	U	1,4-Dichlorobenzene	5	U
Dibromochloromethane	5	U	1,2-Dichloropropane	5	U
Bromomethane	10	U	cis-1,3-Dichloropropene	5	U
Chloroethane	5	U	trans-1,3-Dichloropropene	5	U
1,1-Dichloroethane	5	U	Dibromomethane	5	U
Surrogate Standard Recovery					
d4-1,2-Dichloroethane	94 %	d8-Toluene	98 %	Bromofluorobenzene	96 %
U=Undetected		J=Estimated		E=Exceeds Calibration Range	
				B=Detected in Blank	

METHODOLOGY: Sample analysis was conducted according to: Test Methods for Evaluating Solid Waste, SW-846 Method 8260B.

COMMENTS: Quantitation limits increased due to the presence of non-target analytes.

Mr. Herb Kodis
Maine Environmental Laboratory, Inc.
PO Box 1107
Yarmouth, ME 04096-1107

January 6, 2011

SAMPLE DATA

CLIENT SAMPLE ID
Project Name: MAI 400-10
Project Number:
Client Sample ID: MW1

Lab Sample ID: 68752-1
Matrix: Aqueous
Percent Solid: N/A
Dilution Factor: 10
Collection Date: 12/21/10
Lab Receipt Date: 12/28/10
Analysis Date: 01/03/11

VPH ANALYTICAL RESULTS				
RANGE/TARGET ANALYTE	Elution Range	RL	Units	Result
Unadjusted C5-C8 Aliphatics ¹	N/A	500	µg/L	1220
Unadjusted C9-C12 Aliphatics ¹	N/A	500	µg/L	1630
Benzene	C5-C8	20	µg/L	U
Ethylbenzene	C9-C12	20	µg/L	295
Methyl-tert-butyl ether	C5-C8	20	µg/L	U
Naphthalene	N/A	20	µg/L	71
Toluene	C5-C8	20	µg/L	90
m- & p-Xylenes	C9-C12	40	µg/L	1280
o-Xylene	C9-C12	20	µg/L	365
C5-C8 Aliphatic Hydrocarbons ^{1,2}	N/A	500	µg/L	1100
C9-C12 Aliphatic Hydrocarbons ^{1,3}	N/A	500	µg/L	U
C9-C10 Aromatic Hydrocarbons ¹	N/A	250	µg/L	2240
Surrogate % Recovery (2,5-Dibromotoluene) PID				100
Surrogate % Recovery (2,5-Dibromotoluene) FID				98
Surrogate Acceptance Range				70-130%

¹Hydrocarbon Range data exclude concentrations of any surrogate(s) and/or internal standards eluting in that range.
²C5-C8 Aliphatic Hydrocarbons exclude the concentration of Target Analytes eluting in that range
³C9-C12 Aliphatic Hydrocarbons exclude conc. of Target Analytes eluting in that range and conc. of C9-C10 Aromatic Hydrocarbons.
 RL = Report Limit
 U=Undetected J=Estimated E=Exceeds Calibration Range B=Detected in Blank

METHODOLOGY: MADEP Volatile Petroleum Hydrocarbons (VPH), ORS Division of Environmental Analysis, Revision 1.1 May 2004.

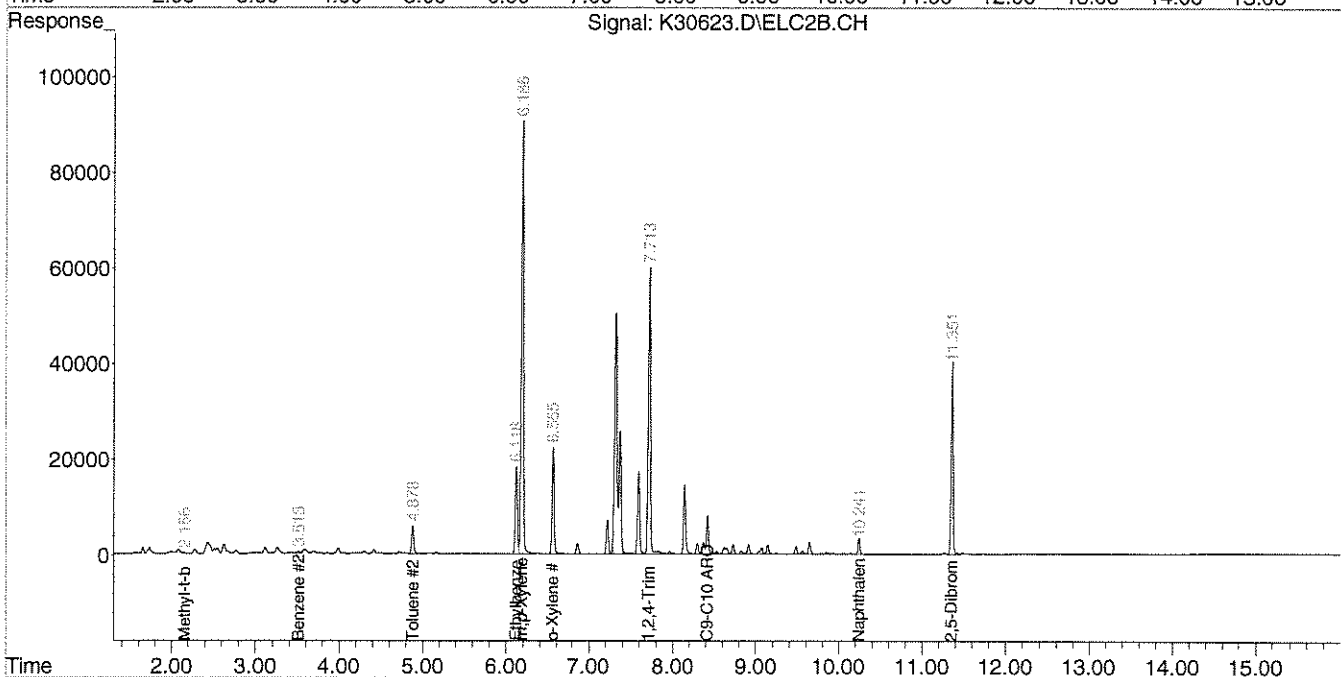
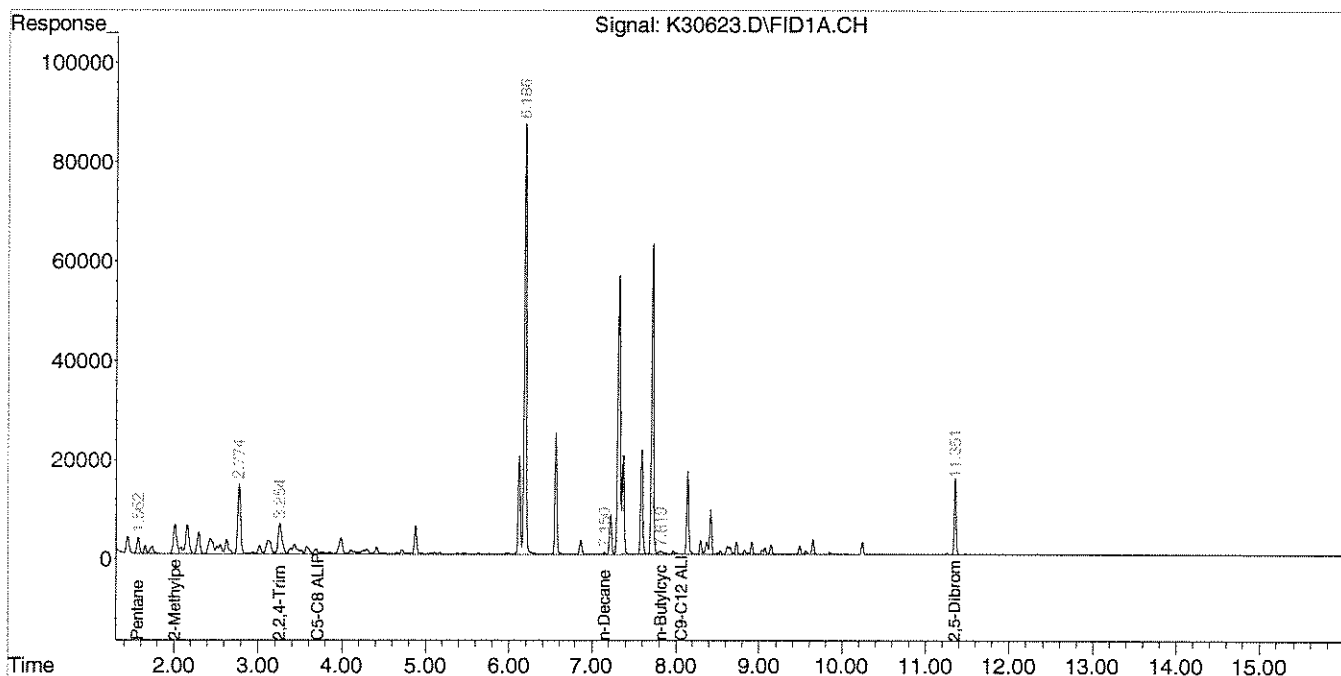
COMMENTS: Samples were received in accordance with method criteria unless noted on the sample receipt checklist. No results were reported below the quantitation limit.

Authorized signature: *M. Schull*

Data Path : C:\msdchem\1\DATA\010311-K\
 Data File : K30623.D
 Signal(s) : Signal #1: FID1A.CH Signal #2: ELC2B.CH
 Acq On : 03 Jan 2011 2:59 pm
 Operator : JJL
 Sample : 68752-1,10X
 Misc : 500
 ALS Vial : 12 Sample Multiplier: 1

Integration File signal 1: autoint1.e
 Integration File signal 2: autoint2.e
 Quant Time: Jan 03 15:32:53 2011
 Quant Method : C:\msdchem\1\METHODS\VPH110810.M
 Quant Title : Volatile Petroleum Hydrocarbons (VPH) MA DEP 2004
 QLast Update : Tue Nov 09 10:03:10 2010
 Response via : Initial Calibration
 Integrator: ChemStation 6890 Scale Mode: Small noise peaks clipped

Volume Inj. :
 Signal #1 Phase : Signal #2 Phase:
 Signal #1 Info : Signal #2 Info :



Mr. Herb Kodis
 Maine Environmental Laboratory, Inc.
 PO Box 1107
 Yarmouth, ME 04096-1107

January 6, 2011

SAMPLE DATA

CLIENT SAMPLE ID
Project Name: MAI 400-10
Project Number:
Field Sample ID: MW3

Lab Sample ID: 68752-2
Matrix: Aqueous
Percent Solid: N/A
Dilution Factor: 1
Collection Date: 12/21/10
Lab Receipt Date: 12/28/10
Analysis Date: 01/03/11

ANALYTICAL RESULTS VOLATILE ORGANICS

COMPOUND	Quantitation Limit $\mu\text{g/L}$	Result $\mu\text{g/L}$	COMPOUND	Quantitation Limit $\mu\text{g/L}$	Result $\mu\text{g/L}$
Vinyl chloride	1	U	1,2-Dichloroethane	1	U
1,1-Dichloroethene	1	U	1,1,1-Trichloroethane	1	U
cis-1,2-Dichloroethene	1	U	1,1,2-Trichloroethane	1	U
trans-1,2-Dichloroethene	1	U	1,1,2,2-Tetrachloroethane	1	U
Trichloroethene	1	U	Chlorobenzene	1	U
Tetrachloroethene	1	U	Bromoform	1	U
Chloromethane	1	U	Dichlorodifluoromethane	1	U
Methylene chloride	5	U	Trichlorofluoromethane	1	U
Chloroform	1	U	1,3-Dichlorobenzene	1	U
Carbon tetrachloride	1	U	1,2-Dichlorobenzene	1	U
Bromodichloromethane	1	U	1,4-Dichlorobenzene	1	U
Dibromochloromethane	1	U	1,2-Dichloropropane	1	U
Bromomethane	2	U	cis-1,3-Dichloropropene	1	U
Chloroethane	1	U	trans-1,3-Dichloropropene	1	U
1,1-Dichloroethane	1	U	Dibromomethane	1	U


Surrogate Standard Recovery

d4-1,2-Dichloroethane 96 % d8-Toluene 103 % Bromofluorobenzene 98 %

U=Undetected J=Estimated E=Exceeds Calibration Range B=Detected in Blank

METHODOLOGY: Sample analysis was conducted according to: Test Methods for Evaluating Solid Waste, SW-846 Method 8260B.

COMMENTS:



Mr. Herb Kodis
 Maine Environmental Laboratory, Inc.
 PO Box 1107
 Yarmouth, ME 04096-1107

January 6, 2011

SAMPLE DATA

CLIENT SAMPLE ID
Project Name: MAI 400-10
Project Number:
Client Sample ID: MW3

Lab Sample ID: 68752-2
Matrix: Aqueous
Percent Solid: N/A
Dilution Factor: 1
Collection Date: 12/21/10
Lab Receipt Date: 12/28/10
Analysis Date: 01/03/11

VPH ANALYTICAL RESULTS				
RANGE/TARGET ANALYTE	Elution Range	RL	Units	Result
Unadjusted C5-C8 Aliphatics ¹	N/A	50	µg/L	U
Unadjusted C9-C12 Aliphatics ¹	N/A	50	µg/L	U
Benzene	C5-C8	2	µg/L	U
Ethylbenzene	C9-C12	2	µg/L	U
Methyl-tert-butyl ether	C5-C8	2	µg/L	U
Naphthalene	N/A	2	µg/L	U
Toluene	C5-C8	2	µg/L	U
m- & p-Xylenes	C9-C12	4	µg/L	U
o-Xylene	C9-C12	2	µg/L	U
C5-C8 Aliphatics Hydrocarbons ^{1,2}	N/A	50	µg/L	U
C9-C12 Aliphatic Hydrocarbons ^{1,3}	N/A	50	µg/L	U
C9-C10 Aromatic Hydrocarbons ¹	N/A	25	µg/L	U
Surrogate % Recovery (2,5-Dibromotoluene) PID				94
Surrogate % Recovery (2,5-Dibromotoluene) FID				98
Surrogate Acceptance Range				70-130%

¹Hydrocarbon Range data exclude concentrations of any surrogate(s) and/or internal standards eluting in that range.
²C5-C8 Aliphatic Hydrocarbons exclude the concentration of Target Analytes eluting in that range
³C9-C12 Aliphatic Hydrocarbons exclude conc. of Target Analytes eluting in that range and conc. of C9-C10 Aromatic Hydrocarbons.
 RL = Report Limit
 U=Undetected J=Estimated E=Exceeds Calibration Range B=Detected in Blank

METHODOLOGY: MADEP Volatile Petroleum Hydrocarbons (VPH), ORS Division of Environmental Analysis, Revision 1.1 May 2004.

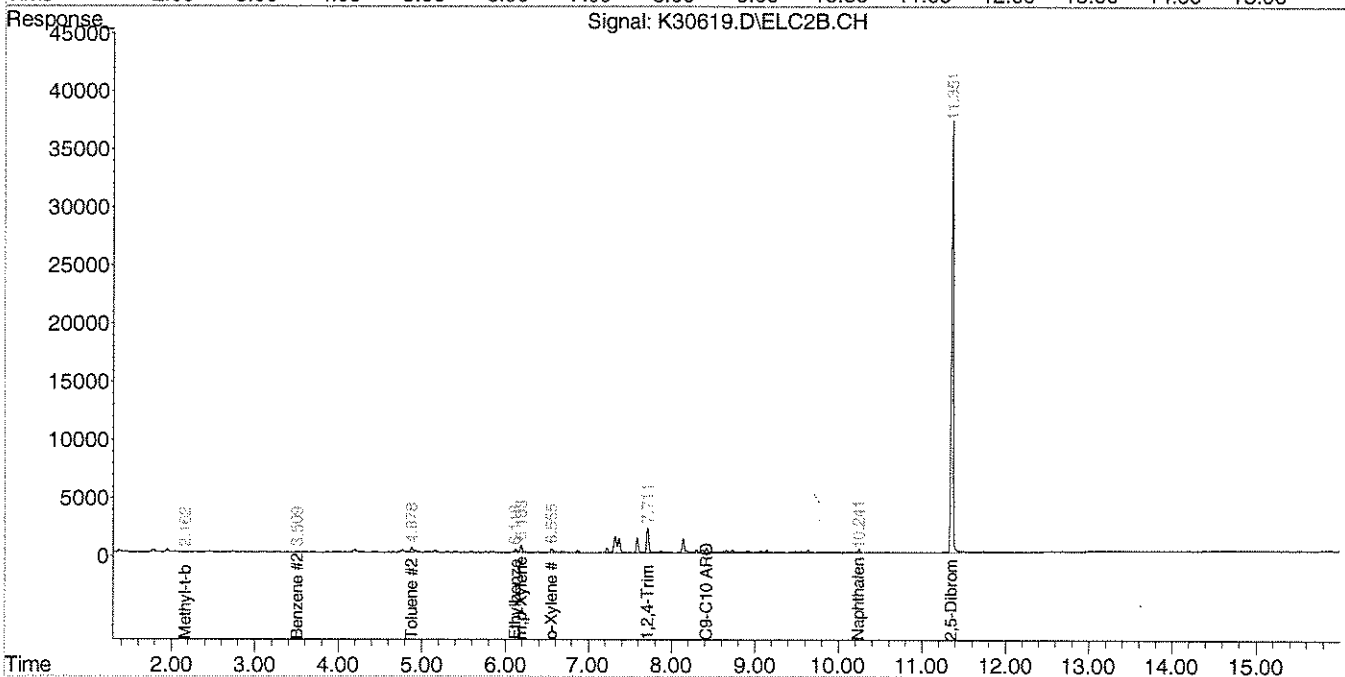
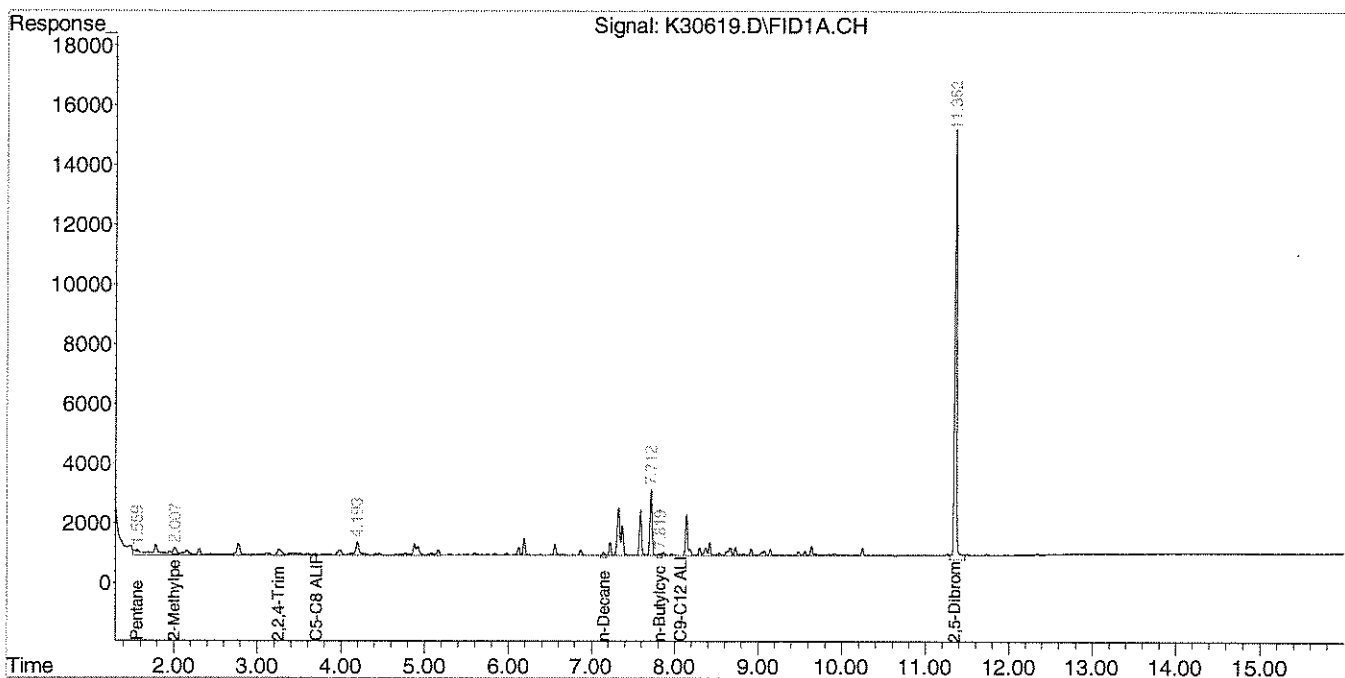
COMMENTS: Samples were received in accordance with method criteria unless noted on the sample receipt checklist. No results were reported below the quantitation limit.

Authorized signature: *Mphull*

Data Path : C:\msdchem\1\DATA\010311-K\
 Data File : K30619.D
 Signal(s) : Signal #1: FID1A.CH Signal #2: ELC2B.CH
 Acq On : 03 Jan 2011 1:19 pm
 Operator : JJL
 Sample : 68752-2
 Misc : 5000
 ALS Vial : 8 Sample Multiplier: 1

Integration File signal 1: autoint1.e
 Integration File signal 2: autoint2.e
 Quant Time: Jan 03 14:42:10 2011
 Quant Method : C:\msdchem\1\METHODS\VPH110810.M
 Quant Title : Volatile Petroleum Hydrocarbons (VPH) MA DEP 2004
 QLast Update : Tue Nov 09 10:03:10 2010
 Response via : Initial Calibration
 Integrator: ChemStation 6890 Scale Mode: Small noise peaks clipped

Volume Inj. :
 Signal #1 Phase : Signal #2 Phase:
 Signal #1 Info : Signal #2 Info :



Mr. Herb Kodis
Maine Environmental Laboratory, Inc.
PO Box 1107
Yarmouth, ME 04096-1107

January 6, 2011

SAMPLE DATA

CLIENT SAMPLE ID
Project Name: MAI 400-10
Project Number:
Field Sample ID: MW7

Lab Sample ID: 68752-3
Matrix: Aqueous
Percent Solid: N/A
Dilution Factor: 1
Collection Date: 12/21/10
Lab Receipt Date: 12/28/10
Analysis Date: 01/03/11

ANALYTICAL RESULTS VOLATILE ORGANICS					
COMPOUND	Quantitation Limit $\mu\text{g/L}$	Result $\mu\text{g/L}$	COMPOUND	Quantitation Limit $\mu\text{g/L}$	Result $\mu\text{g/L}$
Vinyl chloride	1	U	1,2-Dichloroethane	1	U
1,1-Dichloroethene	1	U	1,1,1-Trichloroethane	1	U
cis-1,2-Dichloroethene	1	U	1,1,2-Trichloroethane	1	U
trans-1,2-Dichloroethene	1	U	1,1,2,2-Tetrachloroethane	1	U
Trichloroethene	1	U	Chlorobenzene	1	U
Tetrachloroethene	1	U	Bromoform	1	U
Chloromethane	1	U	Dichlorodifluoromethane	1	U
Methylene chloride	5	U	Trichlorofluoromethane	1	U
Chloroform	1	U	1,3-Dichlorobenzene	1	U
Carbon tetrachloride	1	U	1,2-Dichlorobenzene	1	U
Bromodichloromethane	1	U	1,4-Dichlorobenzene	1	U
Dibromochloromethane	1	U	1,2-Dichloropropane	1	U
Bromomethane	2	U	cis-1,3-Dichloropropene	1	U
Chloroethane	1	U	trans-1,3-Dichloropropene	1	U
1,1-Dichloroethane	1	U	Dibromomethane	1	U
Surrogate Standard Recovery					
d4-1,2-Dichloroethane	102 %	d8-Toluene	101 %	Bromofluorobenzene	100 %
U=Undetected		J=Estimated		E=Exceeds Calibration Range	
B=Detected in Blank					

METHODOLOGY: Sample analysis was conducted according to: Test Methods for Evaluating Solid Waste, SW-846 Method 8260B.

COMMENTS:

Mr. Herb Kodis
Maine Environmental Laboratory, Inc.
PO Box 1107
Yarmouth, ME 04096-1107

January 6, 2011

SAMPLE DATA

CLIENT SAMPLE ID
Project Name: MAI 400-10
Project Number:
Client Sample ID: MW7

Lab Sample ID: 68752-3
Matrix: Aqueous
Percent Solid: N/A
Dilution Factor: 1
Collection Date: 12/21/10
Lab Receipt Date: 12/28/10
Analysis Date: 12/29/10

VPH ANALYTICAL RESULTS				
RANGE/TARGET ANALYTE	Elution Range	RL	Units	Result
Unadjusted C5-C8 Aliphatics ¹	N/A	50	µg/L	U
Unadjusted C9-C12 Aliphatics ¹	N/A	50	µg/L	U
Benzene	C5-C8	2	µg/L	U
Ethylbenzene	C9-C12	2	µg/L	U
Methyl-tert-butyl ether	C5-C8	2	µg/L	U
Naphthalene	N/A	2	µg/L	U
Toluene	C5-C8	2	µg/L	U
m- & p-Xylenes	C9-C12	4	µg/L	U
o-Xylene	C9-C12	2	µg/L	U
C5-C8 Aliphatics Hydrocarbons ^{1,2}	N/A	50	µg/L	U
C9-C12 Aliphatic Hydrocarbons ^{1,3}	N/A	50	µg/L	U
C9-C10 Aromatic Hydrocarbons ¹	N/A	25	µg/L	U
Surrogate % Recovery (2,5-Dibromotoluene) PID				87
Surrogate % Recovery (2,5-Dibromotoluene) FID				84
Surrogate Acceptance Range				70-130%
¹ Hydrocarbon Range data exclude concentrations of any surrogate(s) and/or internal standards eluting in that range. ² C5-C8 Aliphatic Hydrocarbons exclude the concentration of Target Analytes eluting in that range ³ C9-C12 Aliphatic Hydrocarbons exclude conc. of Target Analytes eluting in that range and conc. of C9-C10 Aromatic Hydrocarbons. RL = Report Limit U=Undetected J=Estimated E=Exceeds Calibration Range B=Detected in Blank				

METHODOLOGY: MADEP Volatile Petroleum Hydrocarbons (VPH), ORS Division of Environmental Analysis, Revision 1.1 May 2004.

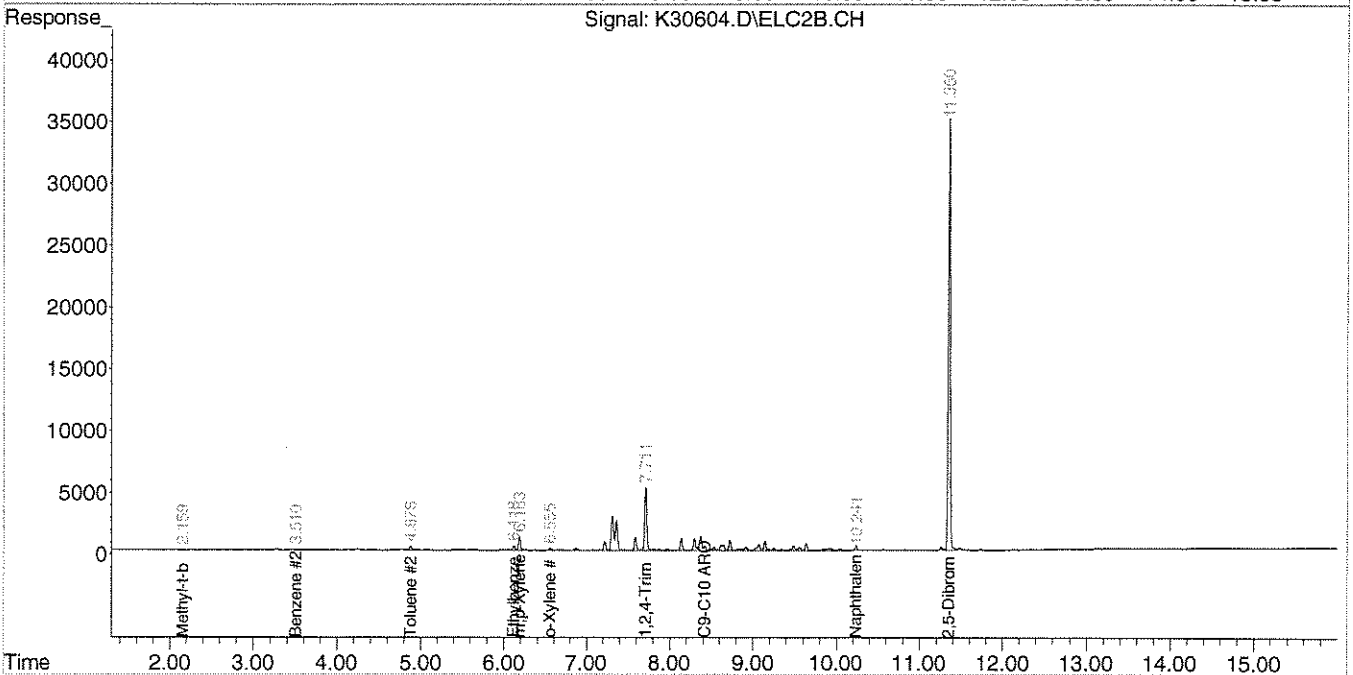
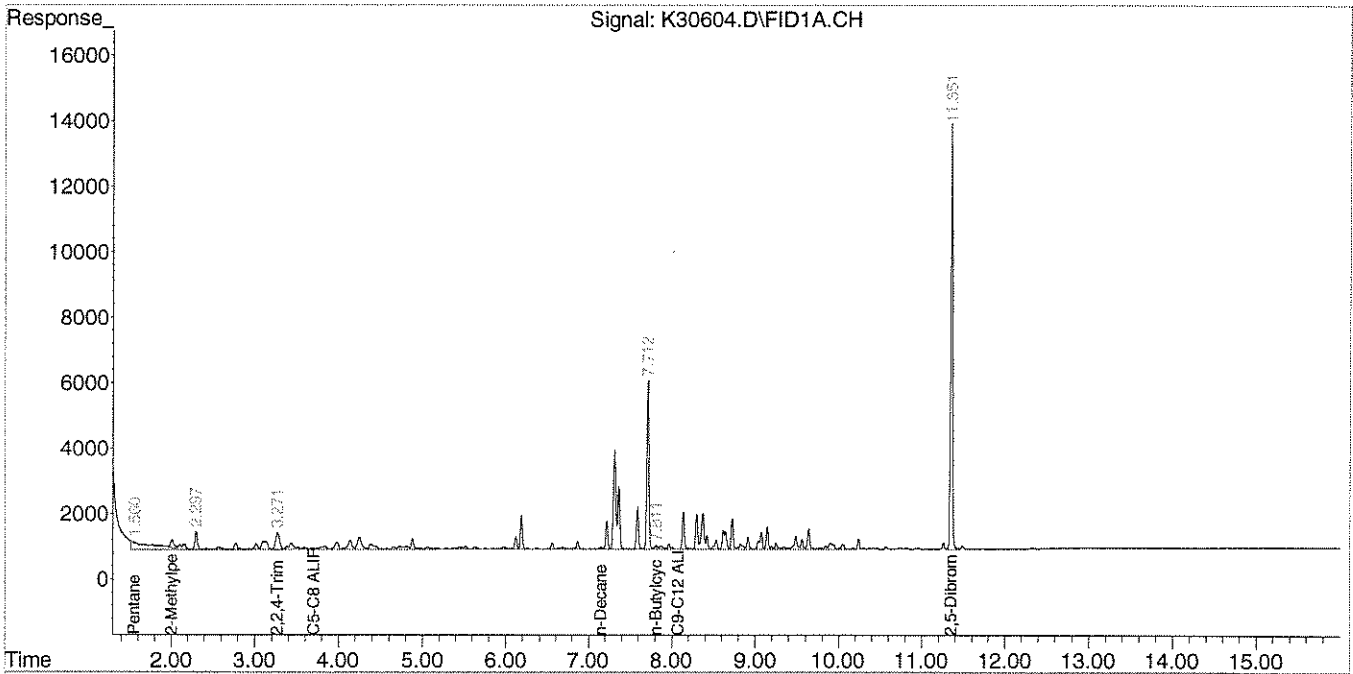
COMMENTS: Samples were received in accordance with method criteria unless noted on the sample receipt checklist. No results were reported below the quantitation limit.

Authorized signature: 

Data Path : C:\msdchem\1\DATA\122910-K\
 Data File : K30604.D
 Signal(s) : Signal #1: FID1A.CH Signal #2: ELC2B.CH
 Acq On : 29 Dec 2010 11:22 pm
 Operator : JJL
 Sample : 68752-3
 Misc : 5000
 ALS Vial : 31 Sample Multiplier: 1

Integration File signal 1: autoint1.e
 Integration File signal 2: autoint2.e
 Quant Time: Dec 30 00:47:21 2010
 Quant Method : C:\msdchem\1\METHODS\VPH110810.M
 Quant Title : Volatile Petroleum Hydrocarbons (VPH) MA DEP 2004
 QLast Update : Tue Nov 09 10:03:10 2010
 Response via : Initial Calibration
 Integrator: ChemStation 6890 Scale Mode: Small noise peaks clipped

Volume Inj. :
 Signal #1 Phase : Signal #2 Phase:
 Signal #1 Info : Signal #2 Info :



Mr. Herb Kodis
 Maine Environmental Laboratory, Inc.
 PO Box 1107
 Yarmouth, ME 04096-1107

January 6, 2011

SAMPLE DATA

CLIENT SAMPLE ID

Project Name: MAI 400-10
Project Number:
Field Sample ID: MW8

Lab Sample ID: 68752-4
Matrix: Aqueous
Percent Solid: N/A
Dilution Factor: 1
Collection Date: 12/21/10
Lab Receipt Date: 12/28/10
Analysis Date: 01/03/11

ANALYTICAL RESULTS VOLATILE ORGANICS

COMPOUND	Quantitation Limit $\mu\text{g/L}$	Result $\mu\text{g/L}$	COMPOUND	Quantitation Limit $\mu\text{g/L}$	Result $\mu\text{g/L}$
Vinyl chloride	1	U	1,2-Dichloroethane	1	U
1,1-Dichloroethene	1	U	1,1,1-Trichloroethane	1	U
cis-1,2-Dichloroethene	1	U	1,1,2-Trichloroethane	1	U
trans-1,2-Dichloroethene	1	U	1,1,2,2-Tetrachloroethane	1	U
Trichloroethene	1	U	Chlorobenzene	1	U
Tetrachloroethene	1	U	Bromoform	1	U
Chloromethane	1	U	Dichlorodifluoromethane	1	U
Methylene chloride	5	U	Trichlorofluoromethane	1	U
Chloroform	1	U	1,3-Dichlorobenzene	1	U
Carbon tetrachloride	1	U	1,2-Dichlorobenzene	1	U
Bromodichloromethane	1	U	1,4-Dichlorobenzene	1	U
Dibromochloromethane	1	U	1,2-Dichloropropane	1	U
Bromomethane	2	U	cis-1,3-Dichloropropene	1	U
Chloroethane	1	U	trans-1,3-Dichloropropene	1	U
1,1-Dichloroethane	1	U	Dibromomethane	1	U

Surrogate Standard Recovery

d4-1,2-Dichloroethane	101 %	d8-Toluene	101 %	Bromofluorobenzene	101 %
-----------------------	-------	------------	-------	--------------------	-------

U=Undetected J=Estimated E=Exceeds Calibration Range B=Detected in Blank

METHODOLOGY: Sample analysis was conducted according to: Test Methods for Evaluating Solid Waste, SW-846 Method 8260B.

COMMENTS:

Authorized signature *M. Phillips*

Mr. Herb Kodis
 Maine Environmental Laboratory, Inc.
 PO Box 1107
 Yarmouth, ME 04096-1107

January 6, 2011

SAMPLE DATA

CLIENT SAMPLE ID
Project Name: MAI 400-10
Project Number:
Client Sample ID: MW8

Lab Sample ID: 68752-4
Matrix: Aqueous
Percent Solid: N/A
Dilution Factor: 1
Collection Date: 12/21/10
Lab Receipt Date: 12/28/10
Analysis Date: 12/29/10

VPH ANALYTICAL RESULTS				
RANGE/TARGET ANALYTE	Elution Range	RL	Units	Result
Unadjusted C5-C8 Aliphatics ¹	N/A	50	µg/L	U
Unadjusted C9-C12 Aliphatics ¹	N/A	50	µg/L	U
Benzene	C5-C8	2	µg/L	U
Ethylbenzene	C9-C12	2	µg/L	U
Methyl-tert-butyl ether	C5-C8	2	µg/L	U
Naphthalene	N/A	2	µg/L	U
Toluene	C5-C8	2	µg/L	U
m- & p-Xylenes	C9-C12	4	µg/L	U
o-Xylene	C9-C12	2	µg/L	U
C5-C8 Aliphatic Hydrocarbons ^{1,2}	N/A	50	µg/L	U
C9-C12 Aliphatic Hydrocarbons ^{1,3}	N/A	50	µg/L	U
C9-C10 Aromatic Hydrocarbons ¹	N/A	25	µg/L	U
Surrogate % Recovery (2,5-Dibromotoluene) PID				88
Surrogate % Recovery (2,5-Dibromotoluene) FID				85
Surrogate Acceptance Range				70-130%
¹ Hydrocarbon Range data exclude concentrations of any surrogate(s) and/or internal standards eluting in that range. ² C5-C8 Aliphatic Hydrocarbons exclude the concentration of Target Analytes eluting in that range ³ C9-C12 Aliphatic Hydrocarbons exclude conc. of Target Analytes eluting in that range and conc. of C9-C10 Aromatic Hydrocarbons. RL = Report Limit U=Undetected J=Estimated E=Exceeds Calibration Range B=Detected in Blank				

METHODOLOGY: MADEP Volatile Petroleum Hydrocarbons (VPH), ORS Division of Environmental Analysis, Revision 1.1 May 2004.

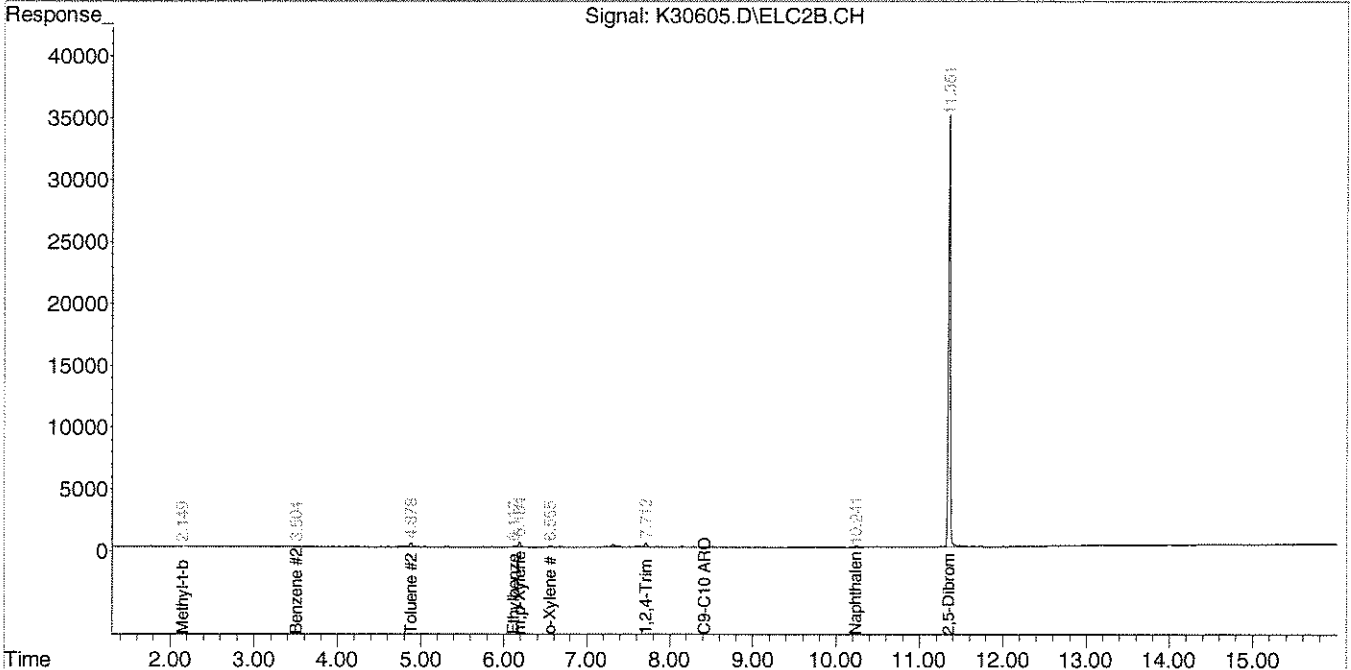
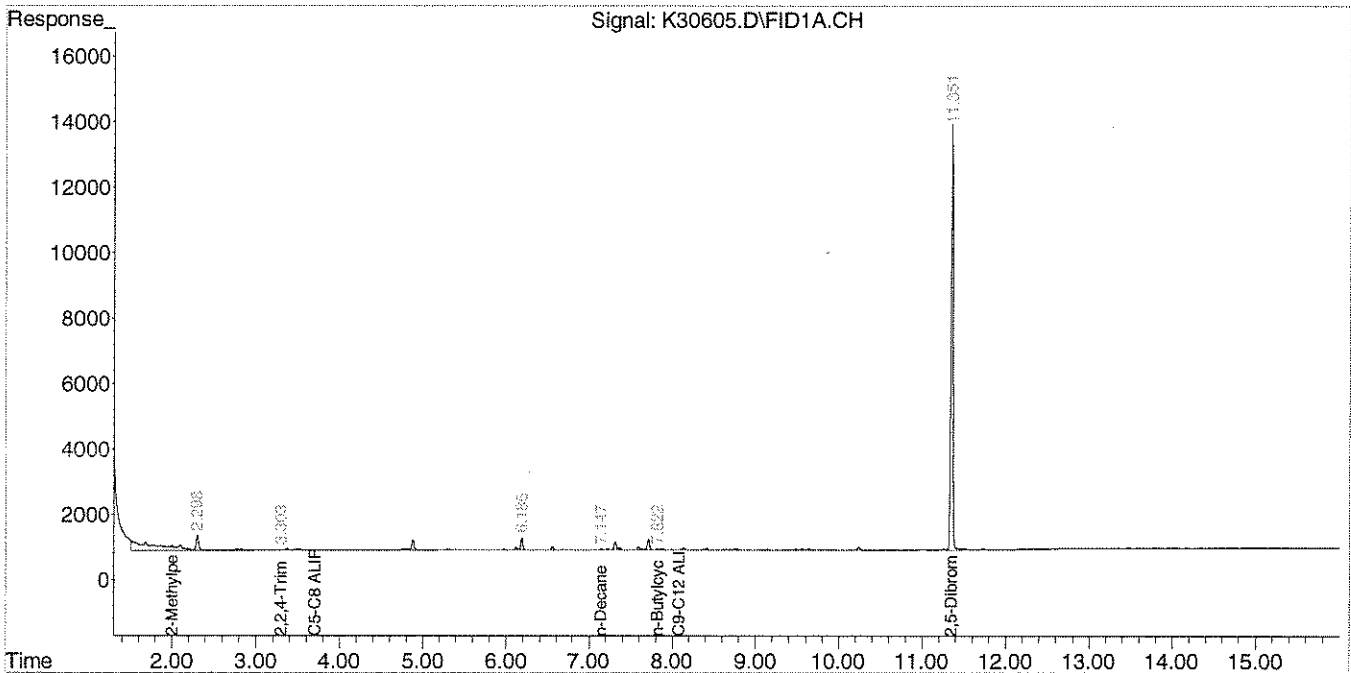
COMMENTS: Samples were received in accordance with method criteria unless noted on the sample receipt checklist. No results were reported below the quantitation limit.

Authorized signature: *M. Schull*

Data Path : C:\msdchem\1\DATA\122910-K\
Data File : K30605.D
Signal(s) : Signal #1: FID1A.CH Signal #2: ELC2B.CH
Acq On : 29 Dec 2010 11:47 pm (#1); 29 Dec 2010 11:46 pm (#2)
Operator : JJL
Sample : 68752-4
Misc : 5000
ALS Vial : 32 Sample Multiplier: 1

Integration File signal 1: autoint1.e
Integration File signal 2: autoint2.e
Quant Time: Dec 30 00:47:58 2010
Quant Method : C:\msdchem\1\METHODS\VPH110810.M
Quant Title : Volatile Petroleum Hydrocarbons (VPH) MA DEP 2004
QLast Update : Tue Nov 09 10:03:10 2010
Response via : Initial Calibration
Integrator: ChemStation 6890 Scale Mode: Small noise peaks clipped

Volume Inj. :
Signal #1 Phase : Signal #2 Phase:
Signal #1 Info : Signal #2 Info :



Mr. Herb Kodis
 Maine Environmental Laboratory, Inc.
 PO Box 1107
 Yarmouth, ME 04096-1107

January 6, 2011

SAMPLE DATA



CLIENT SAMPLE ID

Project Name: MAI 400-10

Project Number:


Field Sample ID: MW10

Lab Sample ID: 68752-5
Matrix: Aqueous
Percent Solid: N/A
Dilution Factor: 1
Collection Date: 12/21/10
Lab Receipt Date: 12/28/10
Analysis Date: 01/04/11

ANALYTICAL RESULTS VOLATILE ORGANICS					
COMPOUND	Quantitation Limit $\mu\text{g/L}$	Result $\mu\text{g/L}$	COMPOUND	Quantitation Limit $\mu\text{g/L}$	Result $\mu\text{g/L}$
Vinyl chloride	1	U	1,2-Dichloroethane	1	U
1,1-Dichloroethene	1	U	1,1,1-Trichloroethane	1	U
cis-1,2-Dichloroethene	1	U	1,1,2-Trichloroethane	1	U
trans-1,2-Dichloroethene	1	U	1,1,2,2-Tetrachloroethane	1	U
Trichloroethene	1	U	Chlorobenzene	1	U
Tetrachloroethene	1	U	Bromoform	1	U
Chloromethane	1	U	Dichlorodifluoromethane	1	U
Methylene chloride	5	U	Trichlorofluoromethane	1	U
Chloroform	1	U	1,3-Dichlorobenzene	1	U
Carbon tetrachloride	1	U	1,2-Dichlorobenzene	1	U
Bromodichloromethane	1	U	1,4-Dichlorobenzene	1	U
Dibromochloromethane	1	U	1,2-Dichloropropane	1	U
Bromomethane	2	U	cis-1,3-Dichloropropene	1	U
Chloroethane	1	U	trans-1,3-Dichloropropene	1	U
1,1-Dichloroethane	1	U	Dibromomethane	1	U
Surrogate Standard Recovery					
d4-1,2-Dichloroethane	100	%	d8-Toluene	101	%
			Bromofluorobenzene	103	%
U=Undetected		J=Estimated	E=Exceeds Calibration Range		B=Detected in Blank

METHODOLOGY: Sample analysis was conducted according to: Test Methods for Evaluating Solid Waste, SW-846 Method 8260B.

COMMENTS:

Authorized signature 

Mr. Herb Kodis
Maine Environmental Laboratory, Inc.
PO Box 1107
Yarmouth, ME 04096-1107

January 6, 2011

SAMPLE DATA

CLIENT SAMPLE ID
Project Name: MAI 400-10
Project Number:
Client Sample ID: MW10

Lab Sample ID: 68752-5
Matrix: Aqueous
Percent Solid: N/A
Dilution Factor: 1
Collection Date: 12/21/10
Lab Receipt Date: 12/28/10
Analysis Date: 01/03/11

VPH ANALYTICAL RESULTS				
RANGE/TARGET ANALYTE	Elution Range	RL	Units	Result
Unadjusted C5-C8 Aliphatics ¹	N/A	50	µg/L	U
Unadjusted C9-C12 Aliphatics ¹	N/A	50	µg/L	U
Benzene	C5-C8	2	µg/L	U
Ethylbenzene	C9-C12	2	µg/L	5
Methyl-tert-butyl ether	C5-C8	2	µg/L	U
Naphthalene	N/A	2	µg/L	U
Toluene	C5-C8	2	µg/L	U
m- & p-Xylenes	C9-C12	4	µg/L	25
o-Xylene	C9-C12	2	µg/L	6
C5-C8 Aliphatics Hydrocarbons ^{1,2}	N/A	50	µg/L	U
C9-C12 Aliphatic Hydrocarbons ^{1,3}	N/A	50	µg/L	U
C9-C10 Aromatic Hydrocarbons ¹	N/A	25	µg/L	53
Surrogate % Recovery (2,5-Dibromotoluene) PID				97
Surrogate % Recovery (2,5-Dibromotoluene) FID				95
Surrogate Acceptance Range				70-130%
¹ Hydrocarbon Range data exclude concentrations of any surrogate(s) and/or internal standards eluting in that range. ² C5-C8 Aliphatic Hydrocarbons exclude the concentration of Target Analytes eluting in that range ³ C9-C12 Aliphatic Hydrocarbons exclude conc. of Target Analytes eluting in that range and conc. of C9-C10 Aromatic Hydrocarbons. RL = Report Limit U=Undetected J=Estimated E=Exceeds Calibration Range B=Detected in Blank				

METHODOLOGY: MADEP Volatile Petroleum Hydrocarbons (VPH), ORS Division of Environmental Analysis, Revision 1.1 May 2004.

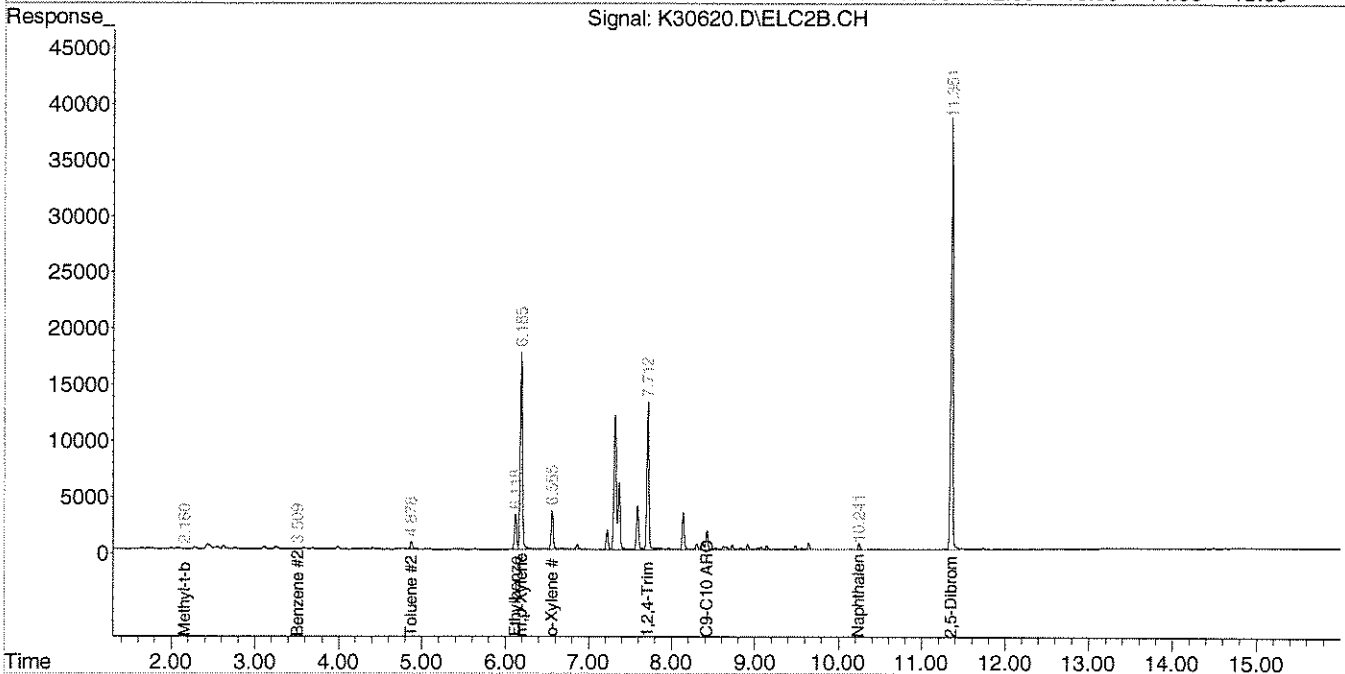
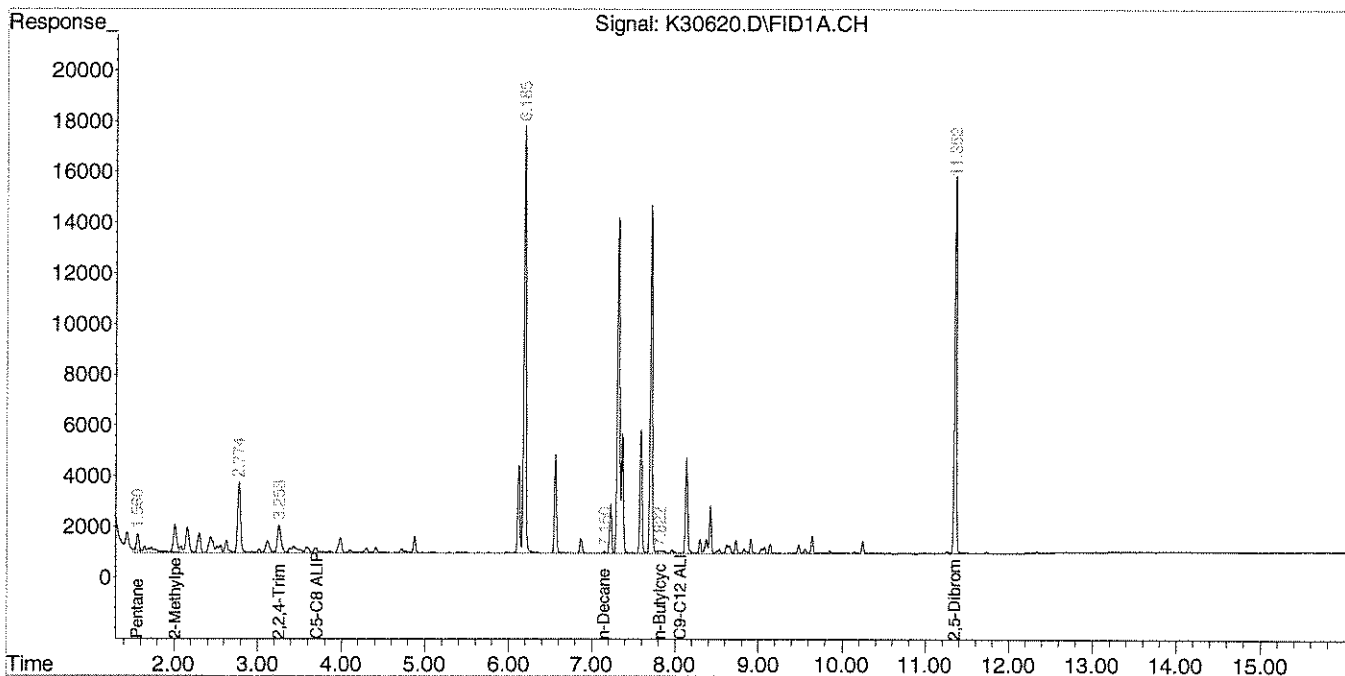
COMMENTS: Samples were received in accordance with method criteria unless noted on the sample receipt checklist. No results were reported below the quantitation limit.

Authorized signature: 

Data Path : C:\msdchem\1\DATA\010311-K\
 Data File : K30620.D
 Signal(s) : Signal #1: FID1A.CH Signal #2: ELC2B.CH
 Acq On : 03 Jan 2011 1:44 pm
 Operator : JJL
 Sample : 68752-5
 Misc : 5000
 ALS Vial : 9 Sample Multiplier: 1

Integration File signal 1: autoint1.e
 Integration File signal 2: autoint2.e
 Quant Time: Jan 03 14:42:27 2011
 Quant Method : C:\msdchem\1\METHODS\VPH110810.M
 Quant Title : Volatile Petroleum Hydrocarbons (VPH) MA DEP 2004
 QLast Update : Tue Nov 09 10:03:10 2010
 Response via : Initial Calibration
 Integrator: ChemStation 6890 Scale Mode: Small noise peaks clipped

Volume Inj. :
 Signal #1 Phase : Signal #2 Phase:
 Signal #1 Info : Signal #2 Info :



Mr. Herb Kodis
 Maine Environmental Laboratory, Inc.
 PO Box 1107
 Yarmouth, ME 04096-1107

January 6, 2011

SAMPLE DATA

CLIENT SAMPLE ID

Project Name: MAI 400-10
Project Number:
Field Sample ID: MW11

Lab Sample ID: 68752-6
Matrix: Aqueous
Percent Solid: N/A
Dilution Factor: 1
Collection Date: 12/21/10
Lab Receipt Date: 12/28/10
Analysis Date: 01/04/11

ANALYTICAL RESULTS VOLATILE ORGANICS					
COMPOUND	Quantitation Limit $\mu\text{g/L}$	Result $\mu\text{g/L}$	COMPOUND	Quantitation Limit $\mu\text{g/L}$	Result $\mu\text{g/L}$
Vinyl chloride	1	U	1,2-Dichloroethane	1	U
1,1-Dichloroethene	1	U	1,1,1-Trichloroethane	1	U
cis-1,2-Dichloroethene	1	U	1,1,2-Trichloroethane	1	U
trans-1,2-Dichloroethene	1	U	1,1,2,2-Tetrachloroethane	1	U
Trichloroethene	1	U	Chlorobenzene	1	U
Tetrachloroethene	1	U	Bromoform	1	U
Chloromethane	1	U	Dichlorodifluoromethane	1	U
Methylene chloride	5	U	Trichlorofluoromethane	1	U
Chloroform	1	U	1,3-Dichlorobenzene	1	U
Carbon tetrachloride	1	U	1,2-Dichlorobenzene	1	U
Bromodichloromethane	1	U	1,4-Dichlorobenzene	1	U
Dibromochloromethane	1	U	1,2-Dichloropropane	1	U
Bromomethane	2	U	cis-1,3-Dichloropropene	1	U
Chloroethane	1	U	trans-1,3-Dichloropropene	1	U
1,1-Dichloroethane	1	U	Dibromomethane	1	U
Surrogate Standard Recovery					
d4-1,2-Dichloroethane	100 %	d8-Toluene	99 %	Bromofluorobenzene	100 %
U=Undetected		J=Estimated		E=Exceeds Calibration Range	
				B=Detected in Blank	

METHODOLOGY: Sample analysis was conducted according to: Test Methods for Evaluating Solid Waste, SW-846 Method 8260B.

COMMENTS:

Authorized signature 

Mr. Herb Kodis
Maine Environmental Laboratory, Inc.
PO Box 1107
Yarmouth, ME 04096-1107

January 6, 2011

SAMPLE DATA

CLIENT SAMPLE ID

Project Name: MAI 400-10

Project Number:

Client Sample ID: MW11

Lab Sample ID: 68752-6
Matrix: Aqueous
Percent Solid: N/A
Dilution Factor: 1
Collection Date: 12/21/10
Lab Receipt Date: 12/28/10
Analysis Date: 12/30/10

VPH ANALYTICAL RESULTS

RANGE/TARGET ANALYTE	Elution Range	RL	Units	Result
Unadjusted C5-C8 Aliphatics ¹	N/A	50	µg/L	U
Unadjusted C9-C12 Aliphatics ¹	N/A	50	µg/L	U
Benzene	C5-C8	2	µg/L	U
Ethylbenzene	C9-C12	2	µg/L	U
Methyl-tert-butyl ether	C5-C8	2	µg/L	U
Naphthalene	N/A	2	µg/L	U
Toluene	C5-C8	2	µg/L	U
m- & p-Xylenes	C9-C12	4	µg/L	U
o-Xylene	C9-C12	2	µg/L	U
C5-C8 Aliphatics Hydrocarbons ^{1,2}	N/A	50	µg/L	U
C9-C12 Aliphatic Hydrocarbons ^{1,3}	N/A	50	µg/L	U
C9-C10 Aromatic Hydrocarbons ¹	N/A	25	µg/L	U
Surrogate % Recovery (2,5-Dibromotoluene) PID				86
Surrogate % Recovery (2,5-Dibromotoluene) FID				82
Surrogate Acceptance Range				70-130%

¹Hydrocarbon Range data exclude concentrations of any surrogate(s) and/or internal standards eluting in that range.

²C5-C8 Aliphatic Hydrocarbons exclude the concentration of Target Analytes eluting in that range

³C9-C12 Aliphatic Hydrocarbons exclude conc. of Target Analytes eluting in that range and conc. of C9-C10 Aromatic Hydrocarbons.

RL = Report Limit

U=Undetected J=Estimated E=Exceeds Calibration Range B=Detected in Blank

METHODOLOGY: MADEP Volatile Petroleum Hydrocarbons (VPH), ORS Division of Environmental Analysis, Revision 1.1 May 2004.

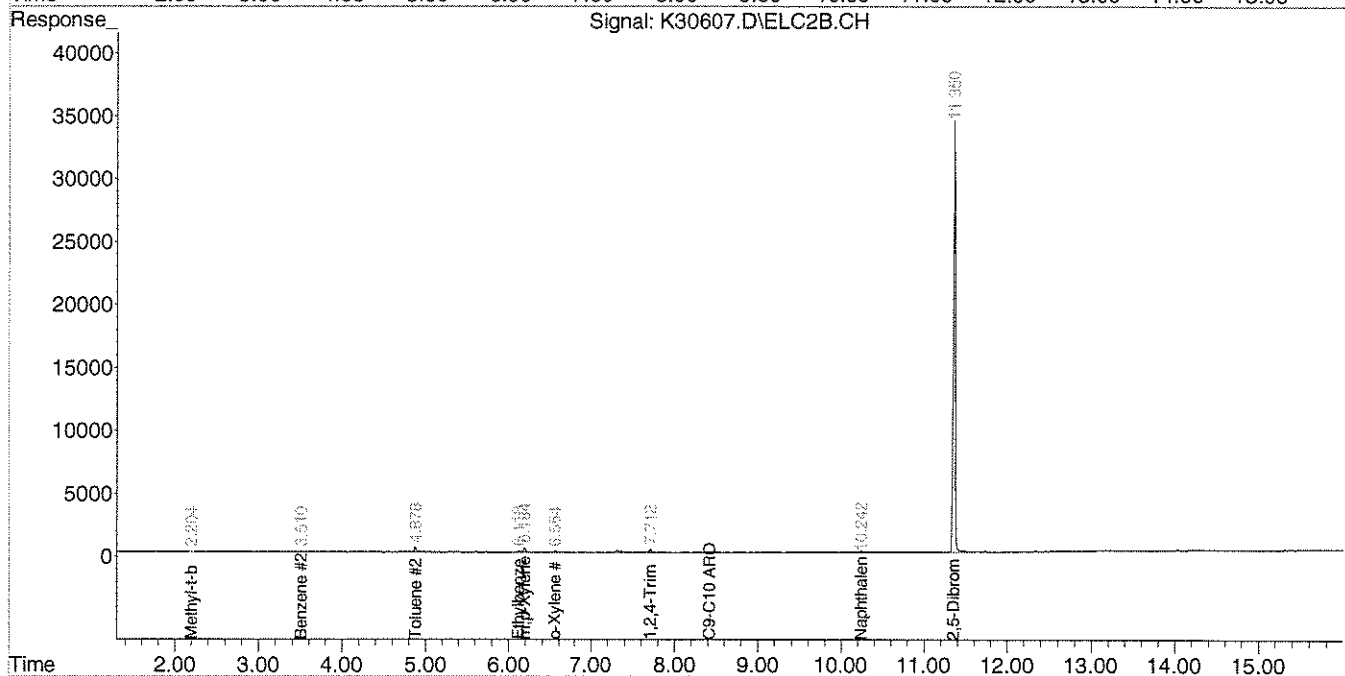
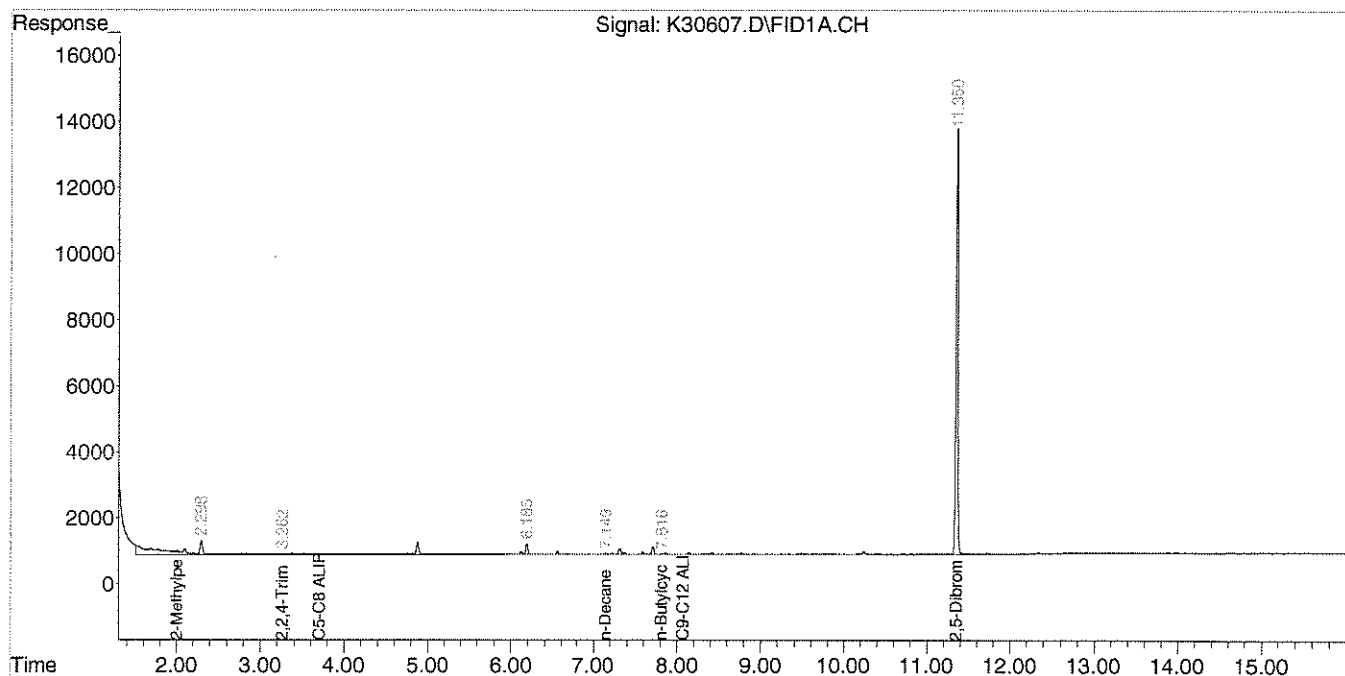
COMMENTS: Samples were received in accordance with method criteria unless noted on the sample receipt checklist. No results were reported below the quantitation limit.

Authorized signature: *M. J. Hull*

Data Path : C:\msdchem\1\DATA\122910-K\
 Data File : K30607.D
 Signal(s) : Signal #1: FID1A.CH Signal #2: ELC2B.CH
 Acq On : 30 Dec 2010 12:35 am
 Operator : JJL
 Sample : 68752-6
 Misc : 5000
 ALS Vial : 34 Sample Multiplier: 1

Integration File signal 1: autoint1.e
 Integration File signal 2: autoint2.e
 Quant Time: Dec 30 01:03:11 2010
 Quant Method : C:\msdchem\1\METHODS\VPH110810.M
 Quant Title : Volatile Petroleum Hydrocarbons (VPH) MA DEP 2004
 QLast Update : Tue Nov 09 10:03:10 2010
 Response via : Initial Calibration
 Integrator: ChemStation 6890 Scale Mode: Small noise peaks clipped

Volume Inj. :
 Signal #1 Phase : Signal #2 Phase:
 Signal #1 Info : Signal #2 Info :



Mr. Herb Kodis
 Maine Environmental Laboratory, Inc.
 PO Box 1107
 Yarmouth, ME 04096-1107

January 6, 2011

SAMPLE DATA

CLIENT SAMPLE ID

Project Name: MAI 400-10
Project Number:
Field Sample ID: MW12

Lab Sample ID: 68752-7
Matrix: Aqueous
Percent Solid: N/A
Dilution Factor: 1
Collection Date: 12/21/10
Lab Receipt Date: 12/28/10
Analysis Date: 01/04/11

ANALYTICAL RESULTS VOLATILE ORGANICS

COMPOUND	Quantitation Limit µg/L	Result µg/L	COMPOUND	Quantitation Limit µg/L	Result µg/L
Vinyl chloride	1	U	1,2-Dichloroethane	1	U
1,1-Dichloroethene	1	U	1,1,1-Trichloroethane	1	U
cis-1,2-Dichloroethene	1	U	1,1,2-Trichloroethane	1	U
trans-1,2-Dichloroethene	1	U	1,1,2,2-Tetrachloroethane	1	U
Trichloroethene	1	U	Chlorobenzene	1	U
Tetrachloroethene	1	U	Bromoform	1	U
Chloromethane	1	U	Dichlorodifluoromethane	1	U
Methylene chloride	5	U	Trichlorofluoromethane	1	U
Chloroform	1	U	1,3-Dichlorobenzene	1	U
Carbon tetrachloride	1	U	1,2-Dichlorobenzene	1	U
Bromodichloromethane	1	U	1,4-Dichlorobenzene	1	U
Dibromochloromethane	1	U	1,2-Dichloropropane	1	U
Bromomethane	2	U	cis-1,3-Dichloropropene	1	U
Chloroethane	1	U	trans-1,3-Dichloropropene	1	U
1,1-Dichloroethane	1	U	Dibromomethane	1	U

Surrogate Standard Recovery

d4-1,2-Dichloroethane	102 %	d8-Toluene	100 %	Bromofluorobenzene	97 %
-----------------------	-------	------------	-------	--------------------	------

U=Undetected J=Estimated E=Exceeds Calibration Range B=Detected in Blank

METHODOLOGY: Sample analysis was conducted according to: Test Methods for Evaluating Solid Waste, SW-846 Method 8260B.

COMMENTS:

Authorized signature 

Mr. Herb Kodis
 Maine Environmental Laboratory, Inc.
 PO Box 1107
 Yarmouth, ME 04096-1107

January 6, 2011

SAMPLE DATA

CLIENT SAMPLE ID

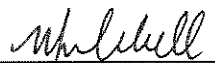
Project Name: MAI 400-10
Project Number:
Client Sample ID: MW12

Lab Sample ID: 68752-7
Matrix: Aqueous
Percent Solid: N/A
Dilution Factor: 1
Collection Date: 12/21/10
Lab Receipt Date: 12/28/10
Analysis Date: 01/05/11

VPH ANALYTICAL RESULTS				
RANGE/TARGET ANALYTE	Elution Range	RL	Units	Result
Unadjusted C5-C8 Aliphatics ¹	N/A	50	µg/L	89
Unadjusted C9-C12 Aliphatics ¹	N/A	50	µg/L	297
Benzene	C5-C8	2	µg/L	U
Ethylbenzene	C9-C12	2	µg/L	11
Methyl-tert-butyl ether	C5-C8	2	µg/L	U
Naphthalene	N/A	2	µg/L	U
Toluene	C5-C8	2	µg/L	2
m- & p-Xylenes	C9-C12	4	µg/L	49
o-Xylene	C9-C12	2	µg/L	12
C5-C8 Aliphatic Hydrocarbons ^{1,2}	N/A	50	µg/L	86
C9-C12 Aliphatic Hydrocarbons ^{1,3}	N/A	50	µg/L	74
C9-C10 Aromatic Hydrocarbons ¹	N/A	25	µg/L	151
Surrogate % Recovery (2,5-Dibromotoluene) PID				102
Surrogate % Recovery (2,5-Dibromotoluene) FID				111
Surrogate Acceptance Range				70-130%
¹ Hydrocarbon Range data exclude concentrations of any surrogate(s) and/or internal standards eluting in that range. ² C5-C8 Aliphatic Hydrocarbons exclude the concentration of Target Analytes eluting in that range ³ C9-C12 Aliphatic Hydrocarbons exclude conc. of Target Analytes eluting in that range and conc. of C9-C10 Aromatic Hydrocarbons. RL = Report Limit U=Undetected J=Estimated E=Exceeds Calibration Range B=Detected in Blank				

METHODOLOGY: MADEP Volatile Petroleum Hydrocarbons (VPH), ORS Division of Environmental Analysis, Revision 1.1 May 2004.

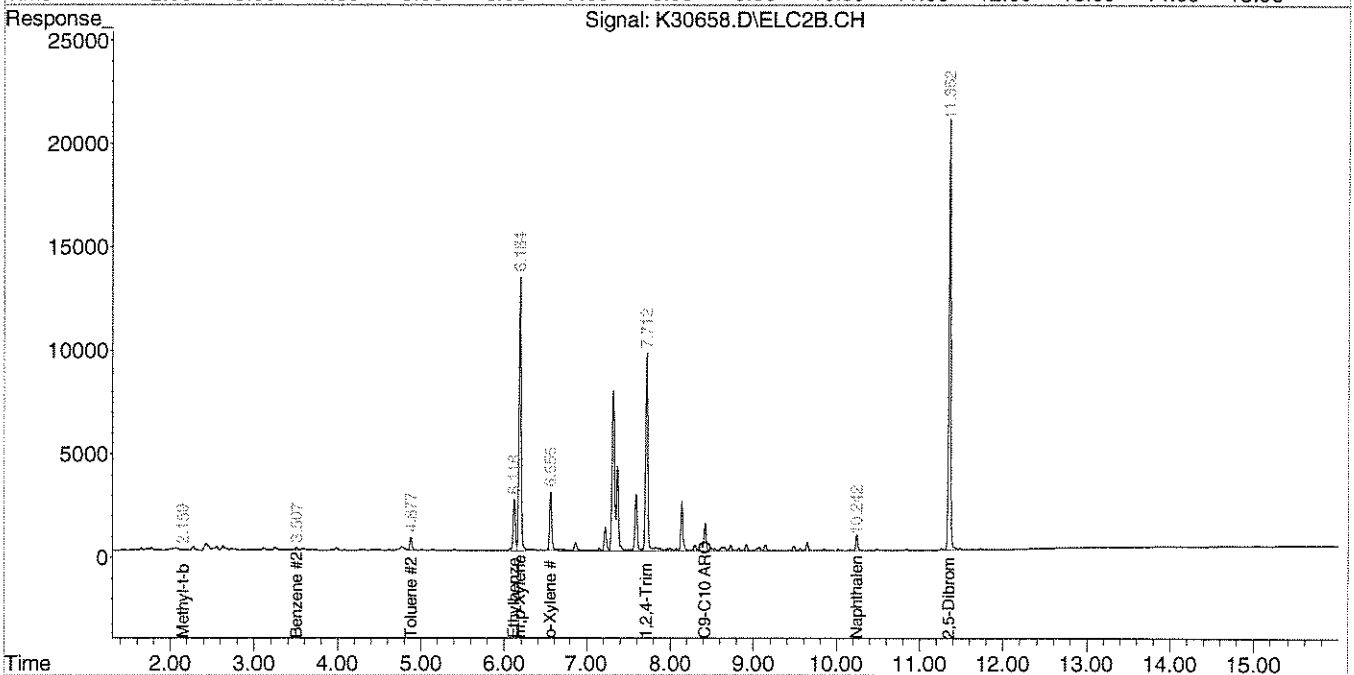
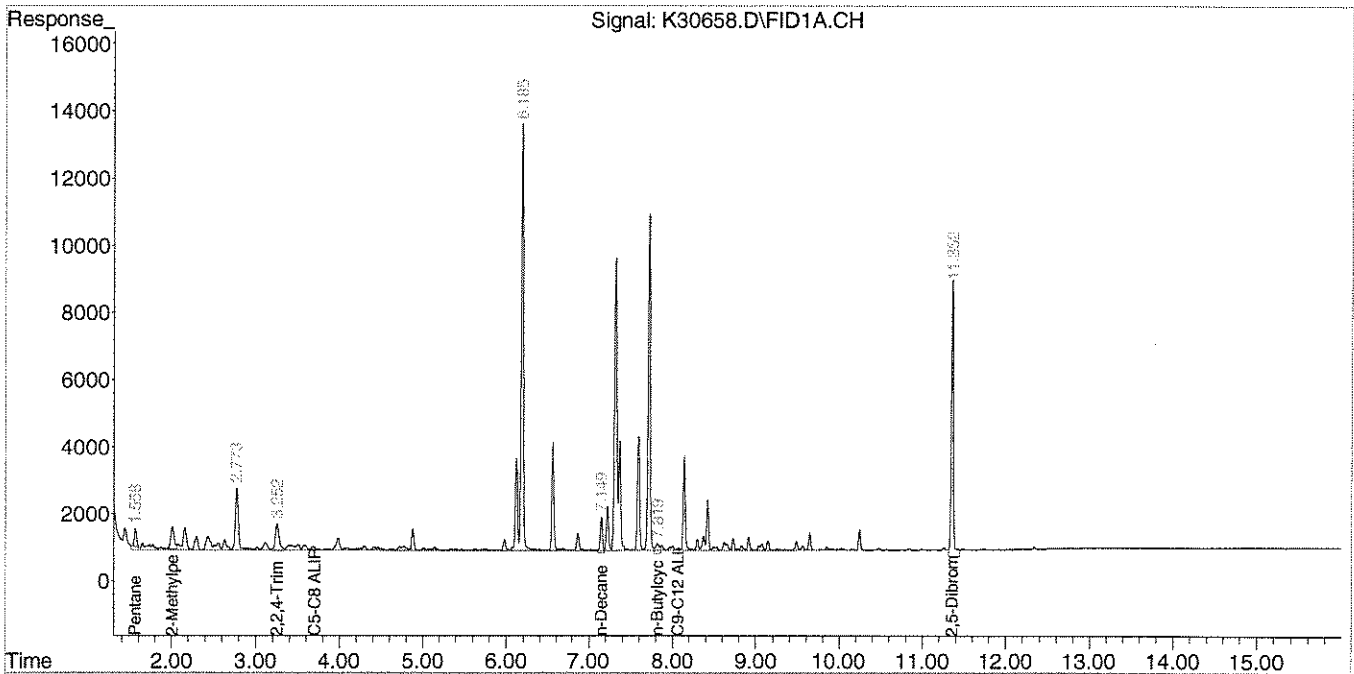
COMMENTS: Samples were received in accordance with method criteria unless noted on the sample receipt checklist. No results were reported below the quantitation limit.

Authorized signature: 

Data Path : C:\msdchem\1\DATA\010411-K\
 Data File : K30658.D
 Signal(s) : Signal #1: FID1A.CH Signal #2: ELC2B.CH
 Acq On : 05 Jan 2011 12:01 am
 Operator : JJL
 Sample : 68752-7
 Misc : 5000
 ALS Vial : 16 Sample Multiplier: 1

Integration File signal 1: autoint1.e
 Integration File signal 2: autoint2.e
 Quant Time: Jan 05 05:16:59 2011
 Quant Method : C:\msdchem\1\METHODS\VPH010411.M
 Quant Title : Volatile Petroleum Hydrocarbons (VPH) MA DEP 2004
 QLast Update : Wed Jan 05 05:13:36 2011
 Response via : Initial Calibration
 Integrator: ChemStation 6890 Scale Mode: Small noise peaks clipped

Volume Inj. :
 Signal #1 Phase : Signal #2 Phase:
 Signal #1 Info : Signal #2 Info :



Mr. Herb Kodis
Maine Environmental Laboratory, Inc.
PO Box 1107
Yarmouth, ME 04096-1107

January 6, 2011

SAMPLE DATA

CLIENT SAMPLE ID
Project Name: MAI 400-10
Project Number:
Field Sample ID: MW13

Lab Sample ID: 68752-8
Matrix: Aqueous
Percent Solid: N/A
Dilution Factor: 1
Collection Date: 12/21/10
Lab Receipt Date: 12/28/10
Analysis Date: 01/04/11

ANALYTICAL RESULTS VOLATILE ORGANICS					
COMPOUND	Quantitation Limit $\mu\text{g/L}$	Result $\mu\text{g/L}$	COMPOUND	Quantitation Limit $\mu\text{g/L}$	Result $\mu\text{g/L}$
Vinyl chloride	1	U	1,2-Dichloroethane	1	U
1,1-Dichloroethene	1	U	1,1,1-Trichloroethane	1	U
cis-1,2-Dichloroethene	1	U	1,1,2-Trichloroethane	1	U
trans-1,2-Dichloroethene	1	U	1,1,2,2-Tetrachloroethane	1	U
Trichloroethene	1	U	Chlorobenzene	1	U
Tetrachloroethene	1	U	Bromoform	1	U
Chloromethane	1	U	Dichlorodifluoromethane	1	U
Methylene chloride	5	U	Trichlorofluoromethane	1	U
Chloroform	1	U	1,3-Dichlorobenzene	1	U
Carbon tetrachloride	1	U	1,2-Dichlorobenzene	1	U
Bromodichloromethane	1	U	1,4-Dichlorobenzene	1	U
Dibromochloromethane	1	U	1,2-Dichloropropane	1	U
Bromomethane	2	U	cis-1,3-Dichloropropene	1	U
Chloroethane	1	U	trans-1,3-Dichloropropene	1	U
1,1-Dichloroethane	1	U	Dibromomethane	1	U
<u>Surrogate Standard Recovery</u>					
d4-1,2-Dichloroethane	101 %	d8-Toluene	101 %	Bromofluorobenzene	101 %
U=Undetected		J=Estimated		E=Exceeds Calibration Range	
				B=Detected in Blank	

METHODOLOGY: Sample analysis was conducted according to: Test Methods for Evaluating Solid Waste, SW-846 Method 8260B.

COMMENTS:

Authorized signature 

Mr. Herb Kodis
Maine Environmental Laboratory, Inc.
PO Box 1107
Yarmouth, ME 04096-1107

January 6, 2011

SAMPLE DATA

CLIENT SAMPLE ID
Project Name: MAI 400-10
Project Number:
Client Sample ID: MW13

Lab Sample ID: 68752-8
Matrix: Aqueous
Percent Solid: N/A
Dilution Factor: 1
Collection Date: 12/21/10
Lab Receipt Date: 12/28/10
Analysis Date: 12/30/10

VPH ANALYTICAL RESULTS

RANGE/TARGET ANALYTE	Elution Range	RL	Units	Result
Unadjusted C5-C8 Aliphatics ¹	N/A	50	µg/L	U
Unadjusted C9-C12 Aliphatics ¹	N/A	50	µg/L	U
Benzene	C5-C8	2	µg/L	U
Ethylbenzene	C9-C12	2	µg/L	U
Methyl-tert-butyl ether	C5-C8	2	µg/L	U
Naphthalene	N/A	2	µg/L	U
Toluene	C5-C8	2	µg/L	U
m- & p-Xylenes	C9-C12	4	µg/L	U
o-Xylene	C9-C12	2	µg/L	U
C5-C8 Aliphatic Hydrocarbons ^{1,2}	N/A	50	µg/L	U
C9-C12 Aliphatic Hydrocarbons ^{1,3}	N/A	50	µg/L	U
C9-C10 Aromatic Hydrocarbons ¹	N/A	25	µg/L	U
Surrogate % Recovery (2,5-Dibromotoluene) PID				89
Surrogate % Recovery (2,5-Dibromotoluene) FID				86
Surrogate Acceptance Range				70-130%

¹Hydrocarbon Range data exclude concentrations of any surrogate(s) and/or internal standards eluting in that range.
²C5-C8 Aliphatic Hydrocarbons exclude the concentration of Target Analytes eluting in that range
³C9-C12 Aliphatic Hydrocarbons exclude conc. of Target Analytes eluting in that range and conc. of C9-C10 Aromatic Hydrocarbons.
 RL = Report Limit
 U=Undetected J=Estimated E=Exceeds Calibration Range B=Detected in Blank

METHODOLOGY: MADEP Volatile Petroleum Hydrocarbons (VPH), ORS Division of Environmental Analysis, Revision 1.1 May 2004.

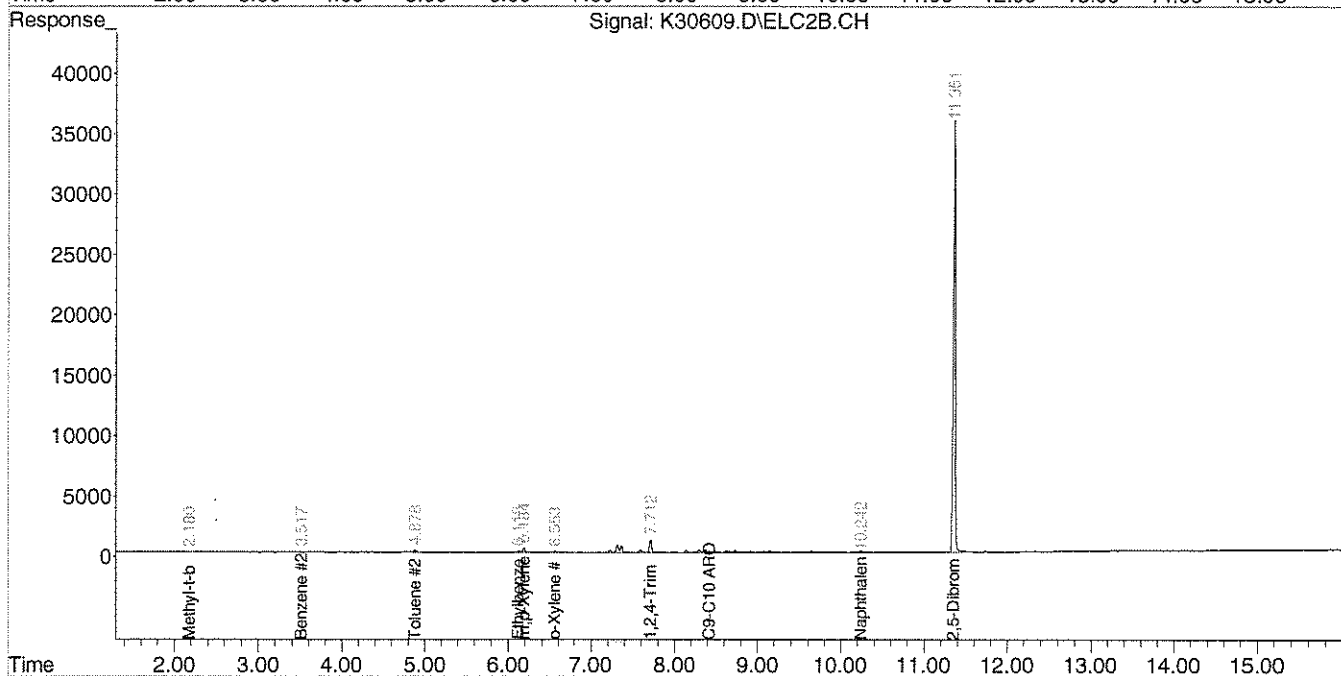
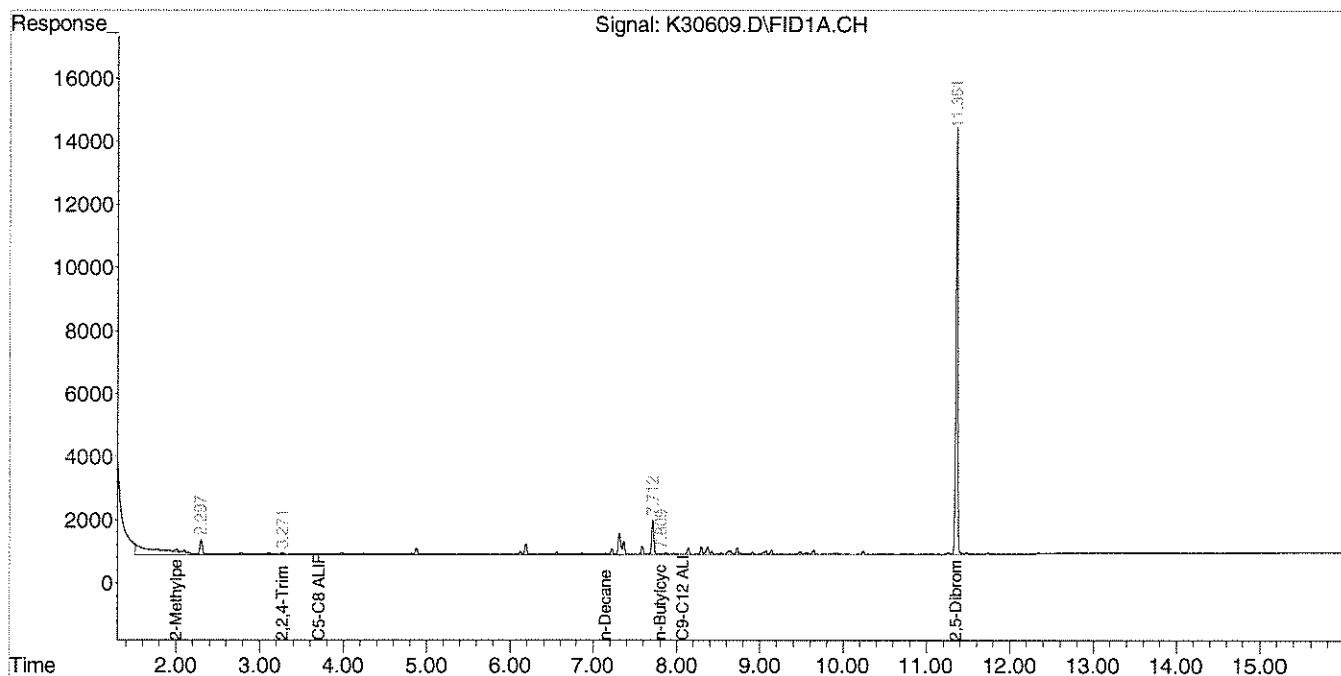
COMMENTS: Samples were received in accordance with method criteria unless noted on the sample receipt checklist. No results were reported below the quantitation limit.

Authorized signature: 

Data Path : C:\msdchem\1\DATA\122910-K\
 Data File : K30609.D
 Signal(s) : Signal #1: FID1A.CH Signal #2: ELC2B.CH
 Acq On : 30 Dec 2010 1:23 am
 Operator : JJL
 Sample : 68752-8
 Misc : 5000
 ALS Vial : 36 Sample Multiplier: 1

Integration File signal 1: autoint1.e
 Integration File signal 2: autoint2.e
 Quant Time: Dec 30 01:40:46 2010
 Quant Method : C:\msdchem\1\METHODS\VPH110810.M
 Quant Title : Volatile Petroleum Hydrocarbons (VPH) MA DEP 2004
 QLast Update : Tue Nov 09 10:03:10 2010
 Response via : Initial Calibration
 Integrator: ChemStation 6890 Scale Mode: Small noise peaks clipped

Volume Inj. :
 Signal #1 Phase : Signal #2 Phase:
 Signal #1 Info : Signal #2 Info :



Mr. Herb Kodis
Maine Environmental Laboratory, Inc.
PO Box 1107
Yarmouth, ME 04096-1107

January 6, 2011

SAMPLE DATA

CLIENT SAMPLE ID

Project Name: MAI 400-10
Project Number:
Client Sample ID: Trip Blank

Lab Sample ID: 68752-9
Matrix: Aqueous
Percent Solid: N/A
Dilution Factor: 1
Collection Date: 12/21/10
Lab Receipt Date: 12/28/10
Analysis Date: 01/03/11

VPH ANALYTICAL RESULTS

RANGE/TARGET ANALYTE	Elution Range	RL	Units	Result
Unadjusted C5-C8 Aliphatics ¹	N/A	50	µg/L	U
Unadjusted C9-C12 Aliphatics ¹	N/A	50	µg/L	U
Benzene	C5-C8	2	µg/L	U
Ethylbenzene	C9-C12	2	µg/L	U
Methyl-tert-butyl ether	C5-C8	2	µg/L	U
Naphthalene	N/A	2	µg/L	U
Toluene	C5-C8	2	µg/L	U
m- & p-Xylenes	C9-C12	4	µg/L	U
o-Xylene	C9-C12	2	µg/L	U
C5-C8 Aliphatic Hydrocarbons ^{1,2}	N/A	50	µg/L	U
C9-C12 Aliphatic Hydrocarbons ^{1,3}	N/A	50	µg/L	U
C9-C10 Aromatic Hydrocarbons ¹	N/A	25	µg/L	U
Surrogate % Recovery (2,5-Dibromotoluene) PID				93
Surrogate % Recovery (2,5-Dibromotoluene) FID				90
Surrogate Acceptance Range				70-130%
¹ Hydrocarbon Range data exclude concentrations of any surrogate(s) and/or internal standards eluting in that range. ² C5-C8 Aliphatic Hydrocarbons exclude the concentration of Target Analytes eluting in that range ³ C9-C12 Aliphatic Hydrocarbons exclude conc. of Target Analytes eluting in that range and conc. of C9-C10 Aromatic Hydrocarbons. RL = Report Limit U=Undetected J=Estimated E=Exceeds Calibration Range B=Detected in Blank				

METHODOLOGY: MADEP Volatile Petroleum Hydrocarbons (VPH), ORS Division of Environmental Analysis, Revision 1.1 May 2004.

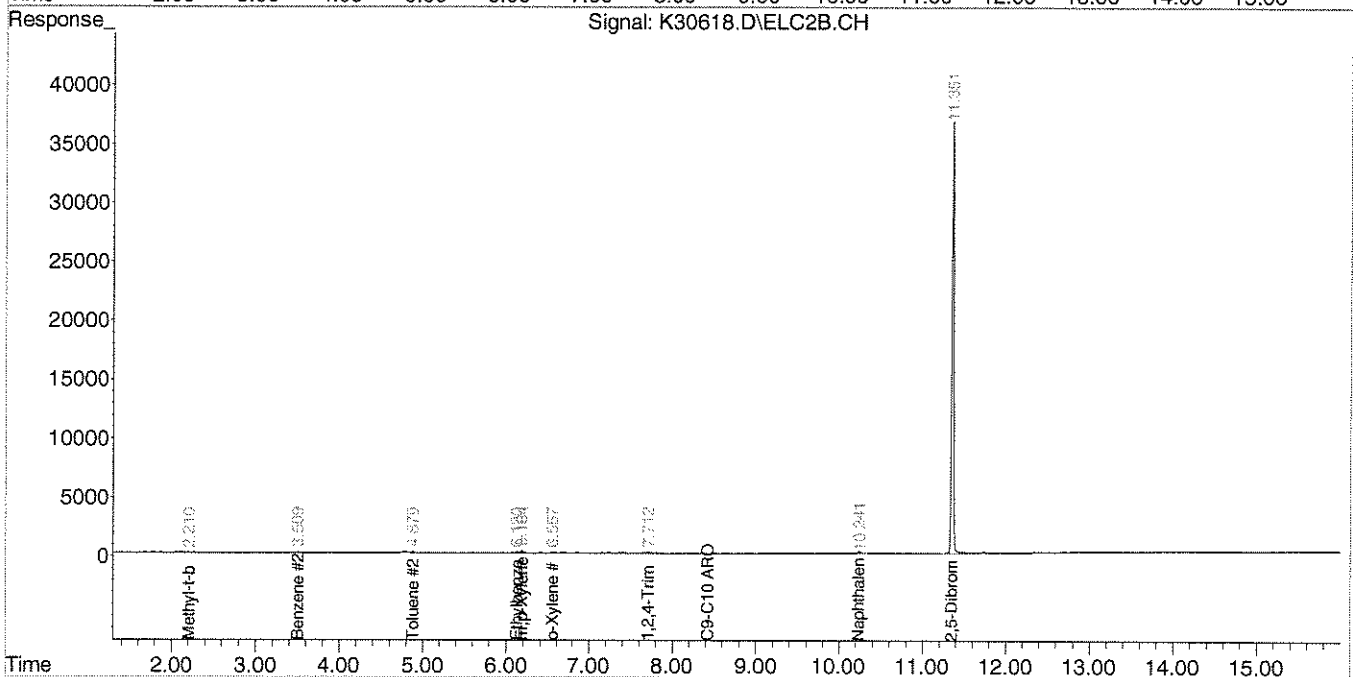
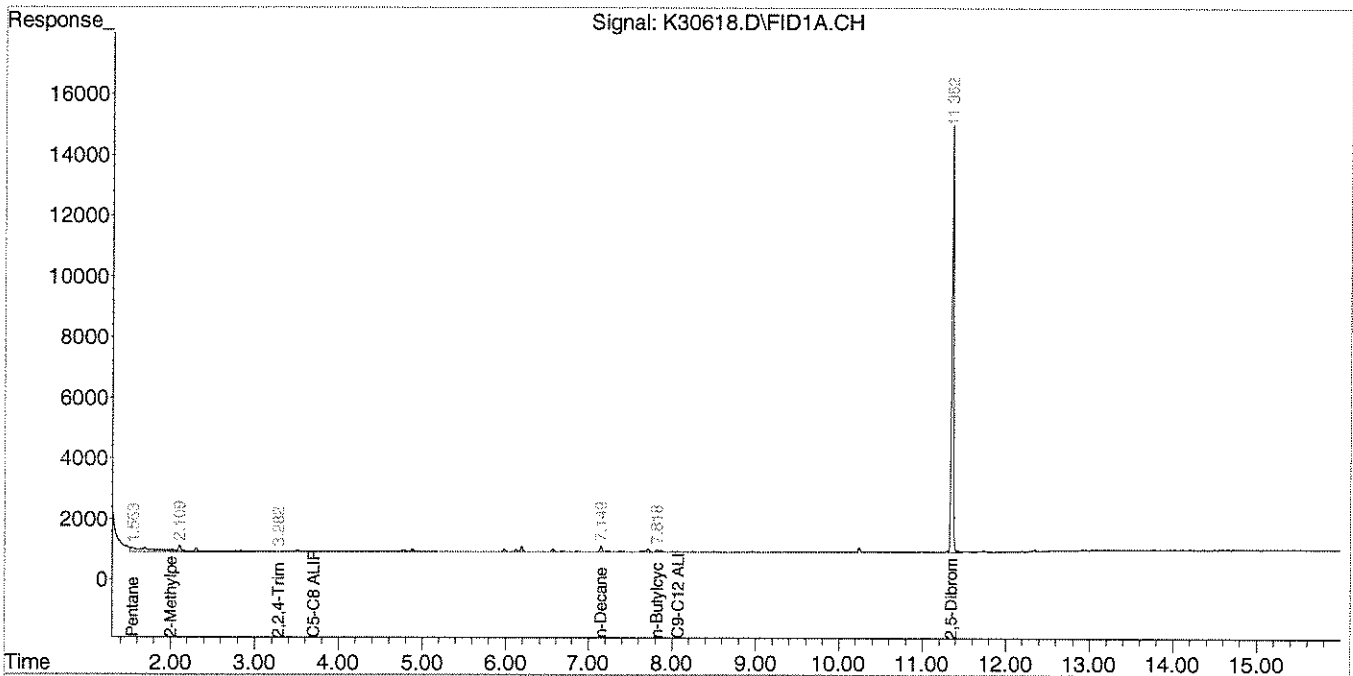
COMMENTS: Samples were received in accordance with method criteria unless noted on the sample receipt checklist. No results were reported below the quantitation limit.

Authorized signature: 

Data Path : C:\msdchem\1\DATA\010311-K\
 Data File : K30618.D
 Signal(s) : Signal #1: FID1A.CH Signal #2: ELC2B.CH
 Acq On : 03 Jan 2011 12:54 pm
 Operator : JJL
 Sample : 68752-9
 Misc : 5000
 ALS Vial : 7 Sample Multiplier: 1

Integration File signal 1: autoint1.e
 Integration File signal 2: autoint2.e
 Quant Time: Jan 04 10:16:50 2011
 Quant Method : C:\msdchem\1\METHODS\VPH110810.M
 Quant Title : Volatile Petroleum Hydrocarbons (VPH) MA DEP 2004
 QLast Update : Tue Nov 09 10:03:10 2010
 Response via : Initial Calibration
 Integrator: ChemStation 6890 Scale Mode: Small noise peaks clipped

Volume Inj. :
 Signal #1 Phase : Signal #2 Phase:
 Signal #1 Info : Signal #2 Info :



MAINE ENVIRONMENTAL LABORATORY - Chain of Custody
 One Main Street Yarmouth, Maine 04096-6716 (207) 846-6569 fax: (207) 846-9066
 e-mail: melab@maine.rr.com

PROJECT MANAGER: H. Rodis TELEPHONE: _____ FAX # / E-MAIL: _____
 COMPANY: _____ PURCHASE ORDER # / BILL TO: _____
 ADDRESS: _____

PROJECT NAME: MAI 400-10 SAMPLER NAME: _____

SAMPLE IDENTIFICATION	# CONTAINERS	TYPE OF CONTAINERS	FIELD FILTRATION		SAMPLE MATRIX	GRAB COMP.	METHOD PRESERVED	SAMPLING	
			YES	NO				DATE	TIME
MW 1	60	vial	X		GW	X	HCL/5% ¹⁰	12/21/10	1159
MW 3									1128
MW 7									1050
MW 8									1010
MW 10									1256
MW 11									0953
MW 12									1237
MW 13									1107
Trip Blank	1				H ₂ O				

Analytics Report 68752 page 29 of 30

Received within hold time yes no Custody seal present yes no
 Received in good condition yes no N/A N/A
 Temp. Blank °C 4° / Frozen ice packs yes no N/A N/A
 Samples received preserved yes no N/A

RELINQUISHED BY SAMPLER: _____ DATE: _____ TIME: _____
 RELINQUISHED BY: K. Horpe DATE: 12/28/10 TIME: 1:35
 RELINQUISHED BY: _____ DATE: _____ TIME: _____

RECEIVED BY: _____ DATE: _____ TIME: _____
 RECEIVED BY: _____ DATE: _____ TIME: _____
 RECEIVED BY: _____ DATE: _____ TIME: _____

COMMENTS: ME DEP EDD (CFI Washington)
8260 (Chlorinated only)
VPH
6875A-1

ANALYTICS SAMPLE RECEIPT CHECKLIST



AEL LAB#: 68752
 CLIENT: MEL
 PROJECT: MAI400-70

COOLER NUMBER: 70
 NUMBER OF COOLERS: 1
 DATE RECEIVED: 12/28/10

A: PRELIMINARY EXAMINATION:

DATE COOLER OPENED: 12/28/10
 Date Received: 12/28/10

1. Cooler received by (initials): RJ

2. Circle one:

Hand delivered
 (If so, skip 3)

Shipped

3. Did cooler come with a shipping slip? Y N

3a. Enter carrier name and airbill number here: _____

4. Were custody seals on the outside of cooler?

How many & where: _____ Seal Date: _____

Y N

Seal Name: _____

5. Did the custody seals arrive unbroken and intact upon arrival? Y N/A

6. COC#: _____

7. Were Custody papers filled out properly (ink, signed, etc)? Y N

8. Were custody papers sealed in a plastic bag? Y N

9. Did you sign the COC in the appropriate place? Y N

10. Was the project identifiable from the COC papers? Y N

11. Was enough ice used to chill the cooler? Y N

Temp. of cooler: 40

B. Log-In: Date samples were logged in: 12/28/10

By: JG

12. Type of packing in cooler: bubble wrap, popcorn? Y N

13. Were all bottles sealed in separate plastic bags? Y N

14. Did all bottles arrive unbroken and were labels in good condition? Y N

15. Were all bottle labels complete (ID, Date, time, etc.)? Y N

16. Did all bottle labels agree with custody papers? Y N

17. Were the correct containers used for the tests indicated? Y N

18. Were samples received at the correct pH? Y N/A

19. Was sufficient amount of sample sent for the tests indicated? Y N

20. Were bubbles absent in VOA samples? Y N

If NO. List Sample ID's and Lab #'s: _____

21. Laboratory labeling verified by (initials): JRB

Date: 12/28/10



ANALYTICAL REPORT

Lab Number:	L1020380
Client:	Maine DEP-Div. of Technical Services Division of Technical Services 312 Canco Road Portland, ME 04103
ATTN:	Peter Eremita
Phone:	(207) 592-0592
Project Name:	CFI - FOREST AVE
Project Number:	1047-2
Report Date:	01/07/11

The original project report/data package is held by Alpha Analytical. This report/data package is paginated and should be reproduced only in its entirety. Alpha Analytical holds no responsibility for results and/or data that are not consistent with the original.

Certifications & Approvals: MA (M-MA030), NY (11627), CT (PH-0141), NH (2206), NJ (MA015), RI (LAO00299), ME (MA0030), PA (Registration #68-02089), LA NELAC (03090), FL NELAC (E87814), US Army Corps of Engineers.

320 Forbes Boulevard, Mansfield, MA 02048-1806
508-822-9300 (Fax) 508-822-3288 800-624-9220 - www.alphalab.com



Project Name: CFI - FOREST AVE
Project Number: 1047-2

Lab Number: L1020380
Report Date: 01/07/11

Alpha Sample ID	Client ID	Sample Location	Collection Date/Time
L1020380-01	SG-1S	PORTLAND, ME	12/20/10 12:14
L1020380-02	SG-1D	PORTLAND, ME	12/20/10 14:49
L1020380-03	SG-4S	PORTLAND, ME	12/20/10 14:47
L1020380-04	SG-6S	PORTLAND, ME	12/20/10 12:38
L1020380-05	SG-6D	PORTLAND, ME	12/20/10 13:04
L1020380-06	SG-7S	PORTLAND, ME	12/20/10 13:44
L1020380-07	SG-8A	PORTLAND, ME	12/20/10 16:00
L1020380-08	SG-9S	PORTLAND, ME	12/20/10 12:46
L1020380-09	SG-10S	PORTLAND, ME	12/20/10 11:49
L1020380-10	SG-10D	PORTLAND, ME	12/20/10 11:31
L1020380-11	SG-12	PORTLAND, ME	12/20/10 14:18
L1020380-12	SG-13S	PORTLAND, ME	12/20/10 11:13
L1020380-13	SG-13D	PORTLAND, ME	12/20/10 11:52
L1020380-14	SG-14S	PORTLAND, ME	12/20/10 11:07
L1020380-15	SG-14D	PORTLAND, ME	12/20/10 10:47
L1020380-16	SG-15	PORTLAND, ME	12/20/10 15:06
L1020380-17	BD	PORTLAND, ME	12/20/10 15:02

Project Name: CFI - FOREST AVE

Lab Number: L1020380

Project Number: 1047-2

Report Date: 01/07/11

MADEP MCP Response Action Analytical Report Certification

This form provides certifications for all samples performed by MCP methods. Please refer to the Sample Results and Container Information sections of this report for specification of MCP methods used for each analysis. The following questions pertain only to MCP Analytical Methods.

An affirmative response to questions A through F is required for "Presumptive Certainty" status		
A	Were all samples received in a condition consistent with those described on the Chain-of-Custody, properly preserved (including temperature) in the field or laboratory, and prepared/analyzed within method holding times?	YES
B	Were the analytical method(s) and all associated QC requirements specified in the selected CAM protocol(s) followed?	YES
C	Were all required corrective actions and analytical response actions specified in the selected CAM protocol(s) implemented for all identified performance standard non-conformances?	YES
D	Does the laboratory report comply with all the reporting requirements specified in CAM VII A, "Quality Assurance and Quality Control Guidelines for the Acquisition and Reporting of Analytical Data?"	YES
E a.	VPH, EPH, and APH Methods only: Was each method conducted without significant modification(s)? (Refer to the individual method(s) for a list of significant modifications).	YES
E b.	APH and TO-15 Methods only: Was the complete analyte list reported for each method?	YES
F	Were all applicable CAM protocol QC and performance standard non-conformances identified and evaluated in a laboratory narrative (including all "No" responses to Questions A through E)?	YES
A response to questions G, H and I is required for "Presumptive Certainty" status		
G	Were the reporting limits at or below all CAM reporting limits specified in the selected CAM protocol(s)?	YES
H	Were all QC performance standards specified in the CAM protocol(s) achieved?	YES
I	Were results reported for the complete analyte list specified in the selected CAM protocol(s)?	YES
For any questions answered "No", please refer to the case narrative section on the following page(s).		

Please note that sample matrix information is located in the Sample Results section of this report.



Project Name: CFI - FOREST AVE
Project Number: 1047-2

Lab Number: L1020380
Report Date: 01/07/11

Case Narrative

The samples were received in accordance with the Chain of Custody and no significant deviations were encountered during the preparation or analysis unless otherwise noted. Sample Receipt, Container Information, and the Chain of Custody are located at the back of the report.

Results contained within this report relate only to the samples submitted under this Alpha Lab Number and meet all of the requirements of NELAC, for all NELAC accredited parameters. The data presented in this report is organized by parameter (i.e. VOC, SVOC, etc.). Sample specific Quality Control data (i.e. Surrogate Spike Recovery) is reported at the end of the target analyte list for each individual sample, followed by the Laboratory Batch Quality Control at the end of each parameter. If a sample was re-analyzed or re-extracted due to a required quality control corrective action and if both sets of data are reported, the Laboratory ID of the re-analysis or re-extraction is designated with an "R" or "RE", respectively. When multiple Batch Quality Control elements are reported (e.g. more than one LCS), the associated samples for each element are noted in the grey shaded header line of each data table. Any Laboratory Batch, Sample Specific % recovery or RPD value that is outside the listed Acceptance Criteria is bolded in the report. Definitions of all data qualifiers and acronyms used in this report are provided in the Glossary located at the back of the report.

Please see the associated ADEX data file for a comparison of laboratory reporting limits that were achieved with the regulatory Numerical Standards requested on the Chain of Custody.

For additional information, please contact Client Services at 800-624-9220.

MCP Related Narratives

Canisters were released from the laboratory on December 15, 2010.

The canister certification data is provided as an addendum.

Volatile Organics in Air

L1020380-02, -10, -11, -13 through -17 have elevated detection limits due to the dilution required by the elevated concentrations of non-target compounds in the sample.

The WG449337-8 LCS, associated with samples L1020380-10 and -11, recovery for Tetrachloroethene (134%) is outside the 70%-130% acceptance limit. The LCS was within overall method allowances, therefore the analysis proceeded.

Project Name: CFI - FOREST AVE
Project Number: 1047-2

Lab Number: L1020380
Report Date: 01/07/11

Case Narrative (continued)

The WG449914-3 LCS, associated with samples L1020380-13 through -17, recovery for Tetrachloroethene (134%) is outside the 70%-130% acceptance limit. The LCS was within overall method allowances, therefore the analysis proceeded.

Fixed Gas

L1020380-01 through -17: Prior to sample analysis, the canisters were pressurized with UHP Hydrogen in order to facilitate the transfer of sample to the Gas Chromatograph. The addition of Hydrogen resulted in a dilution of the sample. The reporting limits have been elevated accordingly.

Petroleum Hydrocarbons in Air

L1020380-02, and -13 through -17 has elevated detection limits due to the dilution required by the elevated concentrations of non-target compounds in the sample.

The WG449336-5 Laboratory Duplicate RPD, performed on L1020380-05, is above the acceptance criteria for C5-C8 Aliphatics (83%); however, the sample and duplicate results are less than five times the reporting limit. Therefore, the RPD is valid.

I, the undersigned, attest under the pains and penalties of perjury that, to the best of my knowledge and belief and based upon my personal inquiry of those responsible for providing the information contained in this analytical report, such information is accurate and complete. This certificate of analysis is not complete unless this page accompanies any and all pages of this report.

Authorized Signature:

 Kathleen O'Brien

Title: Technical Director/Representative

Date: 01/07/11

AIR

Project Name: CFI - FOREST AVE**Lab Number:** L1020380**Project Number:** 1047-2**Report Date:** 01/07/11**SAMPLE RESULTS**

Lab ID: L1020380-01
 Client ID: SG-1S
 Sample Location: PORTLAND, ME
 Matrix: Soil_Vapor
 Analytical Method: 48,TO-15
 Analytical Date: 12/26/10 15:27
 Analyst: AR

Date Collected: 12/20/10 12:14
 Date Received: 12/22/10
 Field Prep: Not Specified

Parameter	ppbV			ug/m3			Qualifier	Dilution Factor
	Results	RL	MDL	Results	RL	MDL		
Volatile Organics in Air (Low Level) - Mansfield Lab								
Vinyl chloride	ND	0.200	--	ND	0.511	--		1
1,1-Dichloroethene	ND	0.200	--	ND	0.792	--		1
trans-1,2-Dichloroethene	ND	0.200	--	ND	0.792	--		1
1,1-Dichloroethane	ND	0.200	--	ND	0.809	--		1
cis-1,2-Dichloroethene	ND	0.200	--	ND	0.792	--		1
1,2-Dichloroethane	ND	0.200	--	ND	0.809	--		1
1,1,1-Trichloroethane	ND	0.200	--	ND	1.09	--		1
Trichloroethene	ND	0.200	--	ND	1.07	--		1
1,2-Dibromoethane	ND	0.200	--	ND	1.54	--		1
Tetrachloroethene	ND	0.200	--	ND	1.36	--		1

Internal Standard	% Recovery	Qualifier	Acceptance Criteria
1,4-Difluorobenzene	80		60-140
Bromochloromethane	83		60-140
chlorobenzene-d5	87		60-140



Project Name: CFI - FOREST AVE**Lab Number:** L1020380**Project Number:** 1047-2**Report Date:** 01/07/11**SAMPLE RESULTS**

Lab ID: L1020380-02 D
 Client ID: SG-1D
 Sample Location: PORTLAND, ME
 Matrix: Soil_Vapor
 Analytical Method: 48,TO-15
 Analytical Date: 12/26/10 16:01
 Analyst: AR

Date Collected: 12/20/10 14:49
 Date Received: 12/22/10
 Field Prep: Not Specified

Parameter	ppbV			ug/m3			Qualifier	Dilution Factor
	Results	RL	MDL	Results	RL	MDL		
Volatile Organics in Air (Low Level) - Mansfield Lab								
Vinyl chloride	ND	2.00	--	ND	5.11	--		10
1,1-Dichloroethene	ND	2.00	--	ND	7.92	--		10
trans-1,2-Dichloroethene	ND	2.00	--	ND	7.92	--		10
1,1-Dichloroethane	ND	2.00	--	ND	8.09	--		10
cis-1,2-Dichloroethene	ND	2.00	--	ND	7.92	--		10
1,2-Dichloroethane	ND	2.00	--	ND	8.09	--		10
1,1,1-Trichloroethane	ND	2.00	--	ND	10.9	--		10
Trichloroethene	ND	2.00	--	ND	10.7	--		10
1,2-Dibromoethane	ND	2.00	--	ND	15.4	--		10
Tetrachloroethene	ND	2.00	--	ND	13.6	--		10

Internal Standard	% Recovery	Qualifier	Acceptance Criteria
1,4-Difluorobenzene	75		60-140
Bromochloromethane	69		60-140
chlorobenzene-d5	89		60-140



Project Name: CFI - FOREST AVE**Lab Number:** L1020380**Project Number:** 1047-2**Report Date:** 01/07/11**SAMPLE RESULTS**

Lab ID: L1020380-03
 Client ID: SG-4S
 Sample Location: PORTLAND, ME
 Matrix: Soil_Vapor
 Analytical Method: 48,TO-15
 Analytical Date: 12/26/10 16:34
 Analyst: AR

Date Collected: 12/20/10 14:47
 Date Received: 12/22/10
 Field Prep: Not Specified

Parameter	ppbV			ug/m3			Qualifier	Dilution Factor
	Results	RL	MDL	Results	RL	MDL		
Volatile Organics in Air (Low Level) - Mansfield Lab								
Vinyl chloride	ND	0.200	--	ND	0.511	--		1
1,1-Dichloroethene	ND	0.200	--	ND	0.792	--		1
trans-1,2-Dichloroethene	ND	0.200	--	ND	0.792	--		1
1,1-Dichloroethane	ND	0.200	--	ND	0.809	--		1
cis-1,2-Dichloroethene	ND	0.200	--	ND	0.792	--		1
1,2-Dichloroethane	ND	0.200	--	ND	0.809	--		1
1,1,1-Trichloroethane	ND	0.200	--	ND	1.09	--		1
Trichloroethene	ND	0.200	--	ND	1.07	--		1
1,2-Dibromoethane	ND	0.200	--	ND	1.54	--		1
Tetrachloroethene	0.378	0.200	--	2.56	1.36	--		1

Internal Standard	% Recovery	Qualifier	Acceptance Criteria
1,4-Difluorobenzene	89		60-140
Bromochloromethane	87		60-140
chlorobenzene-d5	96		60-140



Project Name: CFI - FOREST AVE**Lab Number:** L1020380**Project Number:** 1047-2**Report Date:** 01/07/11**SAMPLE RESULTS**

Lab ID: L1020380-04
 Client ID: SG-6S
 Sample Location: PORTLAND, ME
 Matrix: Soil_Vapor
 Analytical Method: 48,TO-15
 Analytical Date: 12/26/10 17:09
 Analyst: AR

Date Collected: 12/20/10 12:38
 Date Received: 12/22/10
 Field Prep: Not Specified

Parameter	ppbV			ug/m3			Qualifier	Dilution Factor
	Results	RL	MDL	Results	RL	MDL		
Volatile Organics in Air (Low Level) - Mansfield Lab								
Vinyl chloride	ND	0.200	--	ND	0.511	--		1
1,1-Dichloroethene	ND	0.200	--	ND	0.792	--		1
trans-1,2-Dichloroethene	ND	0.200	--	ND	0.792	--		1
1,1-Dichloroethane	ND	0.200	--	ND	0.809	--		1
cis-1,2-Dichloroethene	ND	0.200	--	ND	0.792	--		1
1,2-Dichloroethane	ND	0.200	--	ND	0.809	--		1
1,1,1-Trichloroethane	ND	0.200	--	ND	1.09	--		1
Trichloroethene	ND	0.200	--	ND	1.07	--		1
1,2-Dibromoethane	ND	0.200	--	ND	1.54	--		1
Tetrachloroethene	0.266	0.200	--	1.80	1.36	--		1

Internal Standard	% Recovery	Qualifier	Acceptance Criteria
1,4-Difluorobenzene	70		60-140
Bromochloromethane	72		60-140
chlorobenzene-d5	84		60-140



Project Name: CFI - FOREST AVE**Lab Number:** L1020380**Project Number:** 1047-2**Report Date:** 01/07/11**SAMPLE RESULTS**

Lab ID: L1020380-05
 Client ID: SG-6D
 Sample Location: PORTLAND, ME
 Matrix: Soil_Vapor
 Analytical Method: 48,TO-15
 Analytical Date: 12/26/10 17:45
 Analyst: AR

Date Collected: 12/20/10 13:04
 Date Received: 12/22/10
 Field Prep: Not Specified

Parameter	ppbV			ug/m3			Qualifier	Dilution Factor
	Results	RL	MDL	Results	RL	MDL		
Volatile Organics in Air (Low Level) - Mansfield Lab								
Vinyl chloride	ND	0.200	--	ND	0.511	--		1
1,1-Dichloroethene	ND	0.200	--	ND	0.792	--		1
trans-1,2-Dichloroethene	ND	0.200	--	ND	0.792	--		1
1,1-Dichloroethane	ND	0.200	--	ND	0.809	--		1
cis-1,2-Dichloroethene	ND	0.200	--	ND	0.792	--		1
1,2-Dichloroethane	ND	0.200	--	ND	0.809	--		1
1,1,1-Trichloroethane	ND	0.200	--	ND	1.09	--		1
Trichloroethene	ND	0.200	--	ND	1.07	--		1
1,2-Dibromoethane	ND	0.200	--	ND	1.54	--		1
Tetrachloroethene	0.434	0.200	--	2.94	1.36	--		1

Internal Standard	% Recovery	Qualifier	Acceptance Criteria
1,4-Difluorobenzene	75		60-140
Bromochloromethane	74		60-140
chlorobenzene-d5	87		60-140



Project Name: CFI - FOREST AVE**Lab Number:** L1020380**Project Number:** 1047-2**Report Date:** 01/07/11**SAMPLE RESULTS**

Lab ID: L1020380-06
 Client ID: SG-7S
 Sample Location: PORTLAND, ME
 Matrix: Soil_Vapor
 Analytical Method: 48,TO-15
 Analytical Date: 12/26/10 18:54
 Analyst: AR

Date Collected: 12/20/10 13:44
 Date Received: 12/22/10
 Field Prep: Not Specified

Parameter	ppbV			ug/m3			Qualifier	Dilution Factor
	Results	RL	MDL	Results	RL	MDL		
Volatile Organics in Air (Low Level) - Mansfield Lab								
Vinyl chloride	ND	0.200	--	ND	0.511	--		1
1,1-Dichloroethene	ND	0.200	--	ND	0.792	--		1
trans-1,2-Dichloroethene	ND	0.200	--	ND	0.792	--		1
1,1-Dichloroethane	ND	0.200	--	ND	0.809	--		1
cis-1,2-Dichloroethene	ND	0.200	--	ND	0.792	--		1
1,2-Dichloroethane	ND	0.200	--	ND	0.809	--		1
1,1,1-Trichloroethane	ND	0.200	--	ND	1.09	--		1
Trichloroethene	ND	0.200	--	ND	1.07	--		1
1,2-Dibromoethane	ND	0.200	--	ND	1.54	--		1
Tetrachloroethene	1.06	0.200	--	7.16	1.36	--		1

Internal Standard	% Recovery	Qualifier	Acceptance Criteria
1,4-Difluorobenzene	72		60-140
Bromochloromethane	66		60-140
chlorobenzene-d5	79		60-140



Project Name: CFI - FOREST AVE**Lab Number:** L1020380**Project Number:** 1047-2**Report Date:** 01/07/11**SAMPLE RESULTS**

Lab ID: L1020380-07
 Client ID: SG-8A
 Sample Location: PORTLAND, ME
 Matrix: Soil_Vapor
 Analytical Method: 48,TO-15
 Analytical Date: 12/26/10 19:29
 Analyst: AR

Date Collected: 12/20/10 16:00
 Date Received: 12/22/10
 Field Prep: Not Specified

Parameter	ppbV			ug/m3			Qualifier	Dilution Factor
	Results	RL	MDL	Results	RL	MDL		
Volatile Organics in Air (Low Level) - Mansfield Lab								
Vinyl chloride	ND	0.200	--	ND	0.511	--		1
1,1-Dichloroethene	ND	0.200	--	ND	0.792	--		1
trans-1,2-Dichloroethene	ND	0.200	--	ND	0.792	--		1
1,1-Dichloroethane	ND	0.200	--	ND	0.809	--		1
cis-1,2-Dichloroethene	ND	0.200	--	ND	0.792	--		1
1,2-Dichloroethane	ND	0.200	--	ND	0.809	--		1
1,1,1-Trichloroethane	ND	0.200	--	ND	1.09	--		1
Trichloroethene	ND	0.200	--	ND	1.07	--		1
1,2-Dibromoethane	ND	0.200	--	ND	1.54	--		1
Tetrachloroethene	0.396	0.200	--	2.68	1.36	--		1

Internal Standard	% Recovery	Qualifier	Acceptance Criteria
1,4-Difluorobenzene	67		60-140
Bromochloromethane	62		60-140
chlorobenzene-d5	69		60-140



Project Name: CFI - FOREST AVE**Lab Number:** L1020380**Project Number:** 1047-2**Report Date:** 01/07/11**SAMPLE RESULTS**

Lab ID: L1020380-08
 Client ID: SG-9S
 Sample Location: PORTLAND, ME
 Matrix: Soil_Vapor
 Analytical Method: 48,TO-15
 Analytical Date: 12/26/10 20:04
 Analyst: AR

Date Collected: 12/20/10 12:46
 Date Received: 12/22/10
 Field Prep: Not Specified

Parameter	ppbV			ug/m3			Qualifier	Dilution Factor
	Results	RL	MDL	Results	RL	MDL		
Volatile Organics in Air (Low Level) - Mansfield Lab								
Vinyl chloride	ND	0.200	--	ND	0.511	--		1
1,1-Dichloroethene	ND	0.200	--	ND	0.792	--		1
trans-1,2-Dichloroethene	ND	0.200	--	ND	0.792	--		1
1,1-Dichloroethane	ND	0.200	--	ND	0.809	--		1
cis-1,2-Dichloroethene	ND	0.200	--	ND	0.792	--		1
1,2-Dichloroethane	ND	0.200	--	ND	0.809	--		1
1,1,1-Trichloroethane	ND	0.200	--	ND	1.09	--		1
Trichloroethene	ND	0.200	--	ND	1.07	--		1
1,2-Dibromoethane	ND	0.200	--	ND	1.54	--		1
Tetrachloroethene	0.541	0.200	--	3.67	1.36	--		1

Internal Standard	% Recovery	Qualifier	Acceptance Criteria
1,4-Difluorobenzene	65		60-140
Bromochloromethane	78		60-140
chlorobenzene-d5	71		60-140



Project Name: CFI - FOREST AVE**Lab Number:** L1020380**Project Number:** 1047-2**Report Date:** 01/07/11**SAMPLE RESULTS**

Lab ID: L1020380-09
 Client ID: SG-10S
 Sample Location: PORTLAND, ME
 Matrix: Soil_Vapor
 Analytical Method: 48,TO-15
 Analytical Date: 12/26/10 20:40
 Analyst: AR

Date Collected: 12/20/10 11:49
 Date Received: 12/22/10
 Field Prep: Not Specified

Parameter	ppbV			ug/m3			Qualifier	Dilution Factor
	Results	RL	MDL	Results	RL	MDL		
Volatile Organics in Air (Low Level) - Mansfield Lab								
Vinyl chloride	ND	0.200	--	ND	0.511	--		1
1,1-Dichloroethene	ND	0.200	--	ND	0.792	--		1
trans-1,2-Dichloroethene	ND	0.200	--	ND	0.792	--		1
1,1-Dichloroethane	ND	0.200	--	ND	0.809	--		1
cis-1,2-Dichloroethene	ND	0.200	--	ND	0.792	--		1
1,2-Dichloroethane	ND	0.200	--	ND	0.809	--		1
1,1,1-Trichloroethane	ND	0.200	--	ND	1.09	--		1
Trichloroethene	ND	0.200	--	ND	1.07	--		1
1,2-Dibromoethane	ND	0.200	--	ND	1.54	--		1
Tetrachloroethene	0.479	0.200	--	3.25	1.36	--		1

Internal Standard	% Recovery	Qualifier	Acceptance Criteria
1,4-Difluorobenzene	66		60-140
Bromochloromethane	65		60-140
chlorobenzene-d5	73		60-140



Project Name: CFI - FOREST AVE**Lab Number:** L1020380**Project Number:** 1047-2**Report Date:** 01/07/11**SAMPLE RESULTS**

Lab ID: L1020380-10 D
 Client ID: SG-10D
 Sample Location: PORTLAND, ME
 Matrix: Soil_Vapor
 Analytical Method: 48,TO-15
 Analytical Date: 12/31/10 02:27
 Analyst: AR

Date Collected: 12/20/10 11:31
 Date Received: 12/22/10
 Field Prep: Not Specified

Parameter	ppbV			ug/m3			Qualifier	Dilution Factor
	Results	RL	MDL	Results	RL	MDL		
Volatile Organics in Air (Low Level) - Mansfield Lab								
Vinyl chloride	ND	2.00	--	ND	5.11	--		10
1,1-Dichloroethene	ND	2.00	--	ND	7.92	--		10
trans-1,2-Dichloroethene	ND	2.00	--	ND	7.92	--		10
1,1-Dichloroethane	ND	2.00	--	ND	8.09	--		10
cis-1,2-Dichloroethene	ND	2.00	--	ND	7.92	--		10
1,2-Dichloroethane	ND	2.00	--	ND	8.09	--		10
1,1,1-Trichloroethane	ND	2.00	--	ND	10.9	--		10
Trichloroethene	ND	2.00	--	ND	10.7	--		10
1,2-Dibromoethane	ND	2.00	--	ND	15.4	--		10
Tetrachloroethene	ND	2.00	--	ND	13.6	--		10

Internal Standard	% Recovery	Qualifier	Acceptance Criteria
1,4-Difluorobenzene	66		60-140
Bromochloromethane	65		60-140
chlorobenzene-d5	65		60-140



Project Name: CFI - FOREST AVE**Lab Number:** L1020380**Project Number:** 1047-2**Report Date:** 01/07/11**SAMPLE RESULTS**

Lab ID: L1020380-11 D
 Client ID: SG-12
 Sample Location: PORTLAND, ME
 Matrix: Soil_Vapor
 Analytical Method: 48,TO-15
 Analytical Date: 12/30/10 15:40
 Analyst: AR

Date Collected: 12/20/10 14:18
 Date Received: 12/22/10
 Field Prep: Not Specified

Parameter	ppbV			ug/m3			Qualifier	Dilution Factor
	Results	RL	MDL	Results	RL	MDL		
Volatile Organics in Air (Low Level) - Mansfield Lab								
Vinyl chloride	ND	0.400	--	ND	1.02	--		2
1,1-Dichloroethene	ND	0.400	--	ND	1.58	--		2
trans-1,2-Dichloroethene	ND	0.400	--	ND	1.58	--		2
1,1-Dichloroethane	ND	0.400	--	ND	1.62	--		2
cis-1,2-Dichloroethene	ND	0.400	--	ND	1.58	--		2
1,2-Dichloroethane	ND	0.400	--	ND	1.62	--		2
1,1,1-Trichloroethane	ND	0.400	--	ND	2.18	--		2
Trichloroethene	ND	0.400	--	ND	2.15	--		2
1,2-Dibromoethane	ND	0.400	--	ND	3.07	--		2
Tetrachloroethene	ND	0.400	--	ND	2.71	--		2

Internal Standard	% Recovery	Qualifier	Acceptance Criteria
1,4-Difluorobenzene	61		60-140
Bromochloromethane	66		60-140
chlorobenzene-d5	61		60-140



Project Name: CFI - FOREST AVE**Lab Number:** L1020380**Project Number:** 1047-2**Report Date:** 01/07/11**SAMPLE RESULTS**

Lab ID: L1020380-12
 Client ID: SG-13S
 Sample Location: PORTLAND, ME
 Matrix: Soil_Vapor
 Analytical Method: 48,TO-15
 Analytical Date: 12/26/10 22:25
 Analyst: AR

Date Collected: 12/20/10 11:13
 Date Received: 12/22/10
 Field Prep: Not Specified

Parameter	ppbV			ug/m3			Qualifier	Dilution Factor
	Results	RL	MDL	Results	RL	MDL		
Volatile Organics in Air (Low Level) - Mansfield Lab								
Vinyl chloride	ND	0.200	--	ND	0.511	--		1
1,1-Dichloroethene	ND	0.200	--	ND	0.792	--		1
trans-1,2-Dichloroethene	ND	0.200	--	ND	0.792	--		1
1,1-Dichloroethane	ND	0.200	--	ND	0.809	--		1
cis-1,2-Dichloroethene	ND	0.200	--	ND	0.792	--		1
1,2-Dichloroethane	ND	0.200	--	ND	0.809	--		1
1,1,1-Trichloroethane	ND	0.200	--	ND	1.09	--		1
Trichloroethene	ND	0.200	--	ND	1.07	--		1
1,2-Dibromoethane	ND	0.200	--	ND	1.54	--		1
Tetrachloroethene	ND	0.200	--	ND	1.36	--		1

Internal Standard	% Recovery	Qualifier	Acceptance Criteria
1,4-Difluorobenzene	62		60-140
Bromochloromethane	60		60-140
chlorobenzene-d5	68		60-140



Project Name: CFI - FOREST AVE**Lab Number:** L1020380**Project Number:** 1047-2**Report Date:** 01/07/11**SAMPLE RESULTS**

Lab ID: L1020380-13 D
 Client ID: SG-13D
 Sample Location: PORTLAND, ME
 Matrix: Soil_Vapor
 Analytical Method: 48,TO-15
 Analytical Date: 12/30/10 23:48
 Analyst: RY

Date Collected: 12/20/10 11:52
 Date Received: 12/22/10
 Field Prep: Not Specified

Parameter	ppbV			ug/m3			Qualifier	Dilution Factor
	Results	RL	MDL	Results	RL	MDL		
Volatile Organics in Air (Low Level) - Mansfield Lab								
Vinyl chloride	ND	0.500	--	ND	1.28	--		2.5
1,1-Dichloroethene	ND	0.500	--	ND	1.98	--		2.5
trans-1,2-Dichloroethene	ND	0.500	--	ND	1.98	--		2.5
1,1-Dichloroethane	ND	0.500	--	ND	2.02	--		2.5
cis-1,2-Dichloroethene	ND	0.500	--	ND	1.98	--		2.5
1,2-Dichloroethane	ND	0.500	--	ND	2.02	--		2.5
1,1,1-Trichloroethane	ND	0.500	--	ND	2.72	--		2.5
Trichloroethene	ND	0.500	--	ND	2.68	--		2.5
1,2-Dibromoethane	ND	0.500	--	ND	3.84	--		2.5
Tetrachloroethene	1.16	0.500	--	7.90	3.39	--		2.5

Internal Standard	% Recovery	Qualifier	Acceptance Criteria
1,4-Difluorobenzene	69		60-140
Bromochloromethane	72		60-140
chlorobenzene-d5	71		60-140



Project Name: CFI - FOREST AVE**Lab Number:** L1020380**Project Number:** 1047-2**Report Date:** 01/07/11**SAMPLE RESULTS**

Lab ID: L1020380-14 D
 Client ID: SG-14S
 Sample Location: PORTLAND, ME
 Matrix: Soil_Vapor
 Analytical Method: 48,TO-15
 Analytical Date: 12/31/10 00:19
 Analyst: RY

Date Collected: 12/20/10 11:07
 Date Received: 12/22/10
 Field Prep: Not Specified

Parameter	ppbV			ug/m3			Qualifier	Dilution Factor
	Results	RL	MDL	Results	RL	MDL		
Volatile Organics in Air (Low Level) - Mansfield Lab								
Vinyl chloride	ND	2.00	--	ND	5.11	--		10
1,1-Dichloroethene	ND	2.00	--	ND	7.92	--		10
trans-1,2-Dichloroethene	ND	2.00	--	ND	7.92	--		10
1,1-Dichloroethane	ND	2.00	--	ND	8.09	--		10
cis-1,2-Dichloroethene	ND	2.00	--	ND	7.92	--		10
1,2-Dichloroethane	ND	2.00	--	ND	8.09	--		10
1,1,1-Trichloroethane	ND	2.00	--	ND	10.9	--		10
Trichloroethene	ND	2.00	--	ND	10.7	--		10
1,2-Dibromoethane	ND	2.00	--	ND	15.4	--		10
Tetrachloroethene	ND	2.00	--	ND	13.6	--		10

Internal Standard	% Recovery	Qualifier	Acceptance Criteria
1,4-Difluorobenzene	70		60-140
Bromochloromethane	72		60-140
chlorobenzene-d5	69		60-140



Project Name: CFI - FOREST AVE**Lab Number:** L1020380**Project Number:** 1047-2**Report Date:** 01/07/11**SAMPLE RESULTS**

Lab ID: L1020380-15 D
 Client ID: SG-14D
 Sample Location: PORTLAND, ME
 Matrix: Soil_Vapor
 Analytical Method: 48,TO-15
 Analytical Date: 12/31/10 00:51
 Analyst: RY

Date Collected: 12/20/10 10:47
 Date Received: 12/22/10
 Field Prep: Not Specified

Parameter	ppbV			ug/m3			Qualifier	Dilution Factor
	Results	RL	MDL	Results	RL	MDL		
Volatile Organics in Air (Low Level) - Mansfield Lab								
Vinyl chloride	ND	0.500	--	ND	1.28	--		2.5
1,1-Dichloroethene	ND	0.500	--	ND	1.98	--		2.5
trans-1,2-Dichloroethene	ND	0.500	--	ND	1.98	--		2.5
1,1-Dichloroethane	ND	0.500	--	ND	2.02	--		2.5
cis-1,2-Dichloroethene	ND	0.500	--	ND	1.98	--		2.5
1,2-Dichloroethane	ND	0.500	--	ND	2.02	--		2.5
1,1,1-Trichloroethane	ND	0.500	--	ND	2.72	--		2.5
Trichloroethene	ND	0.500	--	ND	2.68	--		2.5
1,2-Dibromoethane	ND	0.500	--	ND	3.84	--		2.5
Tetrachloroethene	0.602	0.500	--	4.08	3.39	--		2.5

Internal Standard	% Recovery	Qualifier	Acceptance Criteria
1,4-Difluorobenzene	65		60-140
Bromochloromethane	70		60-140
chlorobenzene-d5	71		60-140



Project Name: CFI - FOREST AVE**Lab Number:** L1020380**Project Number:** 1047-2**Report Date:** 01/07/11**SAMPLE RESULTS**

Lab ID: L1020380-16 D
 Client ID: SG-15
 Sample Location: PORTLAND, ME
 Matrix: Soil_Vapor
 Analytical Method: 48,TO-15
 Analytical Date: 12/31/10 09:31
 Analyst: RY

Date Collected: 12/20/10 15:06
 Date Received: 12/22/10
 Field Prep: Not Specified

Parameter	ppbV			ug/m3			Qualifier	Dilution Factor
	Results	RL	MDL	Results	RL	MDL		
Volatile Organics in Air (Low Level) - Mansfield Lab								
Vinyl chloride	ND	2.00	--	ND	5.11	--		10
1,1-Dichloroethene	ND	2.00	--	ND	7.92	--		10
trans-1,2-Dichloroethene	ND	2.00	--	ND	7.92	--		10
1,1-Dichloroethane	ND	2.00	--	ND	8.09	--		10
cis-1,2-Dichloroethene	ND	2.00	--	ND	7.92	--		10
1,2-Dichloroethane	ND	2.00	--	ND	8.09	--		10
1,1,1-Trichloroethane	ND	2.00	--	ND	10.9	--		10
Trichloroethene	ND	2.00	--	ND	10.7	--		10
1,2-Dibromoethane	ND	2.00	--	ND	15.4	--		10
Tetrachloroethene	ND	2.00	--	ND	13.6	--		10

Internal Standard	% Recovery	Qualifier	Acceptance Criteria
1,4-Difluorobenzene	61		60-140
Bromochloromethane	64		60-140
chlorobenzene-d5	65		60-140



Project Name: CFI - FOREST AVE**Lab Number:** L1020380**Project Number:** 1047-2**Report Date:** 01/07/11**SAMPLE RESULTS**

Lab ID: L1020380-17 D
 Client ID: BD
 Sample Location: PORTLAND, ME
 Matrix: Soil_Vapor
 Analytical Method: 48,TO-15
 Analytical Date: 12/31/10 10:04
 Analyst: RY

Date Collected: 12/20/10 15:02
 Date Received: 12/22/10
 Field Prep: Not Specified

Parameter	ppbV			ug/m3			Qualifier	Dilution Factor
	Results	RL	MDL	Results	RL	MDL		
Volatile Organics in Air (Low Level) - Mansfield Lab								
Vinyl chloride	ND	2.00	--	ND	5.11	--		10
1,1-Dichloroethene	ND	2.00	--	ND	7.92	--		10
trans-1,2-Dichloroethene	ND	2.00	--	ND	7.92	--		10
1,1-Dichloroethane	ND	2.00	--	ND	8.09	--		10
cis-1,2-Dichloroethene	ND	2.00	--	ND	7.92	--		10
1,2-Dichloroethane	ND	2.00	--	ND	8.09	--		10
1,1,1-Trichloroethane	ND	2.00	--	ND	10.9	--		10
Trichloroethene	ND	2.00	--	ND	10.7	--		10
1,2-Dibromoethane	ND	2.00	--	ND	15.4	--		10
Tetrachloroethene	2.19	2.00	--	14.8	13.6	--		10

Internal Standard	% Recovery	Qualifier	Acceptance Criteria
1,4-Difluorobenzene	62		60-140
Bromochloromethane	61		60-140
chlorobenzene-d5	66		60-140



Project Name: CFI - FOREST AVE

Lab Number: L1020380

Project Number: 1047-2

Report Date: 01/07/11

Method Blank Analysis Batch Quality Control

Analytical Method: 48,TO-15

Analytical Date: 12/26/10 14:52

Parameter	ppbV			ug/m3			Qualifier	Dilution Factor
	Results	RL	MDL	Results	RL	MDL		
Volatile Organics in Air (Low Level) - Mansfield Lab for sample(s): 01-09,12 Batch: WG449337-4								
Vinyl chloride	ND	0.200	--	ND	0.511	--		1
1,1-Dichloroethene	ND	0.200	--	ND	0.792	--		1
trans-1,2-Dichloroethene	ND	0.200	--	ND	0.792	--		1
1,1-Dichloroethane	ND	0.200	--	ND	0.809	--		1
cis-1,2-Dichloroethene	ND	0.200	--	ND	0.792	--		1
1,2-Dichloroethane	ND	0.200	--	ND	0.809	--		1
1,1,1-Trichloroethane	ND	0.200	--	ND	1.09	--		1
Trichloroethene	ND	0.200	--	ND	1.07	--		1
1,2-Dibromoethane	ND	0.200	--	ND	1.54	--		1
Tetrachloroethene	ND	0.200	--	ND	1.36	--		1



Project Name: CFI - FOREST AVE

Lab Number: L1020380

Project Number: 1047-2

Report Date: 01/07/11

Method Blank Analysis Batch Quality Control

Analytical Method: 48,TO-15

Analytical Date: 12/30/10 13:05

Parameter	ppbV			ug/m3			Qualifier	Dilution Factor
	Results	RL	MDL	Results	RL	MDL		
Volatile Organics in Air (Low Level) - Mansfield Lab for sample(s): 10-11 Batch: WG449337-9								
Vinyl chloride	ND	0.200	--	ND	0.511	--		1
1,1-Dichloroethene	ND	0.200	--	ND	0.792	--		1
trans-1,2-Dichloroethene	ND	0.200	--	ND	0.792	--		1
1,1-Dichloroethane	ND	0.200	--	ND	0.809	--		1
cis-1,2-Dichloroethene	ND	0.200	--	ND	0.792	--		1
1,2-Dichloroethane	ND	0.200	--	ND	0.809	--		1
1,1,1-Trichloroethane	ND	0.200	--	ND	1.09	--		1
Trichloroethene	ND	0.200	--	ND	1.07	--		1
1,2-Dibromoethane	ND	0.200	--	ND	1.54	--		1
Tetrachloroethene	ND	0.200	--	ND	1.36	--		1

Project Name: CFI - FOREST AVE

Lab Number: L1020380

Project Number: 1047-2

Report Date: 01/07/11

Method Blank Analysis Batch Quality Control

Analytical Method: 48,TO-15

Analytical Date: 12/30/10 13:05

Parameter	ppbV			ug/m3			Qualifier	Dilution Factor
	Results	RL	MDL	Results	RL	MDL		
Volatile Organics in Air (Low Level) - Mansfield Lab for sample(s): 13-17 Batch: WG449914-4								
Vinyl chloride	ND	0.200	--	ND	0.511	--		1
1,1-Dichloroethene	ND	0.200	--	ND	0.792	--		1
trans-1,2-Dichloroethene	ND	0.200	--	ND	0.792	--		1
1,1-Dichloroethane	ND	0.200	--	ND	0.809	--		1
cis-1,2-Dichloroethene	ND	0.200	--	ND	0.792	--		1
1,2-Dichloroethane	ND	0.200	--	ND	0.809	--		1
1,1,1-Trichloroethane	ND	0.200	--	ND	1.09	--		1
Trichloroethene	ND	0.200	--	ND	1.07	--		1
1,2-Dibromoethane	ND	0.200	--	ND	1.54	--		1
Tetrachloroethene	ND	0.200	--	ND	1.36	--		1



Lab Control Sample Analysis

Batch Quality Control

Project Name: CFI - FOREST AVE

Project Number: 1047-2

Lab Number: L1020380

Report Date: 01/07/11

Parameter	LCS		LCSD		%Recovery Limits	RPD	Qual	RPD Limits
	%Recovery	Qual	%Recovery	Qual				
Volatile Organics in Air (Low Level) - Mansfield Lab Associated sample(s): 01-09,12 Batch: WG449337-3								
Vinyl chloride	84		-		70-130	-		
1,1-Dichloroethene	82		-		70-130	-		
trans-1,2-Dichloroethene	84		-		70-130	-		
1,1-Dichloroethane	91		-		70-130	-		
cis-1,2-Dichloroethene	95		-		70-130	-		
1,2-Dichloroethane	80		-		70-130	-		
1,1,1-Trichloroethane	95		-		70-130	-		
Trichloroethene	99		-		70-130	-		
1,2-Dibromoethane	99		-		70-130	-		
Tetrachloroethene	93		-		70-130	-		

Lab Control Sample Analysis

Batch Quality Control

Project Name: CFI - FOREST AVE

Project Number: 1047-2

Lab Number: L1020380

Report Date: 01/07/11

Parameter	LCS		LCSD		%Recovery Limits	RPD	Qual	RPD Limits
	%Recovery	Qual	%Recovery	Qual				
Volatile Organics in Air (Low Level) - Mansfield Lab Associated sample(s): 10-11 Batch: WG449337-8								
Vinyl chloride	72		-		70-130	-		
1,1-Dichloroethene	84		-		70-130	-		
trans-1,2-Dichloroethene	83		-		70-130	-		
1,1-Dichloroethane	80		-		70-130	-		
cis-1,2-Dichloroethene	85		-		70-130	-		
1,2-Dichloroethane	94		-		70-130	-		
1,1,1-Trichloroethane	102		-		70-130	-		
Trichloroethene	105		-		70-130	-		
1,2-Dibromoethane	90		-		70-130	-		
Tetrachloroethene	134	Q	-		70-130	-		

Lab Control Sample Analysis

Batch Quality Control

Project Name: CFI - FOREST AVE
Project Number: 1047-2

Lab Number: L1020380
Report Date: 01/07/11

Parameter	LCS		LCSD		%Recovery Limits	RPD	Qual	RPD Limits
	%Recovery	Qual	%Recovery	Qual				
Volatile Organics in Air (Low Level) - Mansfield Lab Associated sample(s): 13-17 Batch: WG449914-3								
Vinyl chloride	72		-		70-130	-		
1,1-Dichloroethene	84		-		70-130	-		
trans-1,2-Dichloroethene	83		-		70-130	-		
1,1-Dichloroethane	80		-		70-130	-		
cis-1,2-Dichloroethene	85		-		70-130	-		
1,2-Dichloroethane	94		-		70-130	-		
1,1,1-Trichloroethane	102		-		70-130	-		
Trichloroethene	105		-		70-130	-		
1,2-Dibromoethane	90		-		70-130	-		
Tetrachloroethene	134	Q	-		70-130	-		

Lab Duplicate Analysis

Batch Quality Control

Project Name: CFI - FOREST AVE
Project Number: 1047-2

Lab Number: L1020380
Report Date: 01/07/11

Parameter	Native Sample	Duplicate Sample	Units	RPD	Qual	RPD Limits
Volatile Organics in Air (Low Level) - Mansfield Lab Associated sample(s): 01-12 QC Batch ID: WG449337-5 QC Sample: L1020380-05 Client ID: SG-6D						
Vinyl chloride	ND	ND	ppbV	NC		25
1,1-Dichloroethene	ND	ND	ppbV	NC		25
trans-1,2-Dichloroethene	ND	ND	ppbV	NC		25
1,1-Dichloroethane	ND	ND	ppbV	NC		25
cis-1,2-Dichloroethene	ND	ND	ppbV	NC		25
1,2-Dichloroethane	ND	ND	ppbV	NC		25
1,1,1-Trichloroethane	ND	ND	ppbV	NC		25
Trichloroethene	ND	ND	ppbV	NC		25
1,2-Dibromoethane	ND	ND	ppbV	NC		25
Tetrachloroethene	0.434	0.387	ppbV	11		25

Lab Duplicate Analysis

Batch Quality Control

Project Name: CFI - FOREST AVE
Project Number: 1047-2

Lab Number: L1020380
Report Date: 01/07/11

Parameter	Native Sample	Duplicate Sample	Units	RPD	RPD Limits
Volatile Organics in Air (Low Level) - Mansfield Lab Associated sample(s): 13-17 QC Batch ID: WG449914-5 QC Sample: L1020384-05 Client ID: DUP Sample					
Vinyl chloride	ND	ND	ppbV	NC	25
1,1-Dichloroethene	ND	ND	ppbV	NC	25
trans-1,2-Dichloroethene	ND	ND	ppbV	NC	25
1,1-Dichloroethane	ND	ND	ppbV	NC	25
cis-1,2-Dichloroethene	ND	ND	ppbV	NC	25
1,2-Dichloroethane	ND	ND	ppbV	NC	25
1,1,1-Trichloroethane	ND	ND	ppbV	NC	25
Trichloroethene	0.208	0.228	ppbV	9	25
1,2-Dibromoethane	ND	ND	ppbV	NC	25
Tetrachloroethene	1.20	1.32	ppbV	10	25

Project Name: CFI - FOREST AVE**Lab Number:** L1020380**Project Number:** 1047-2**Report Date:** 01/07/11**SAMPLE RESULTS**

Lab ID: L1020380-01 D
Client ID: SG-1S
Sample Location: PORTLAND, ME
Matrix: Soil_Vapor
Analytical Method: 51,3C
Analytical Date: 01/04/11 19:18
Analyst: BS

Date Collected: 12/20/10 12:14
Date Received: 12/22/10
Field Prep: Not Specified
Extraction Method:

Parameter	Result	Qualifier	Units	RL	MDL	Dilution Factor
Fixed Gases by GC - Mansfield Lab						
Oxygen	14.0		%	1.56	--	1.566
Carbon Dioxide	3.01		%	0.156	--	1.566
Methane	ND		%	0.156	--	1.566

Project Name: CFI - FOREST AVE**Lab Number:** L1020380**Project Number:** 1047-2**Report Date:** 01/07/11**SAMPLE RESULTS**

Lab ID: L1020380-02 D
Client ID: SG-1D
Sample Location: PORTLAND, ME
Matrix: Soil_Vapor
Analytical Method: 51,3C
Analytical Date: 01/04/11 19:58
Analyst: BS

Date Collected: 12/20/10 14:49
Date Received: 12/22/10
Field Prep: Not Specified
Extraction Method:

Parameter	Result	Qualifier	Units	RL	MDL	Dilution Factor
Fixed Gases by GC - Mansfield Lab						
Oxygen	4.94		%	1.73	--	1.728
Carbon Dioxide	10.2		%	0.173	--	1.728
Methane	ND		%	0.173	--	1.728

Project Name: CFI - FOREST AVE**Lab Number:** L1020380**Project Number:** 1047-2**Report Date:** 01/07/11**SAMPLE RESULTS**

Lab ID: L1020380-03 D
Client ID: SG-4S
Sample Location: PORTLAND, ME
Matrix: Soil_Vapor
Analytical Method: 51,3C
Analytical Date: 01/04/11 20:37
Analyst: BS

Date Collected: 12/20/10 14:47
Date Received: 12/22/10
Field Prep: Not Specified
Extraction Method:

Parameter	Result	Qualifier	Units	RL	MDL	Dilution Factor
Fixed Gases by GC - Mansfield Lab						
Oxygen	12.1		%	1.72	--	1.725
Carbon Dioxide	3.98		%	0.172	--	1.725
Methane	ND		%	0.172	--	1.725

Project Name: CFI - FOREST AVE**Lab Number:** L1020380**Project Number:** 1047-2**Report Date:** 01/07/11**SAMPLE RESULTS**

Lab ID: L1020380-04 D
Client ID: SG-6S
Sample Location: PORTLAND, ME
Matrix: Soil_Vapor
Analytical Method: 51,3C
Analytical Date: 01/04/11 21:17
Analyst: BS

Date Collected: 12/20/10 12:38
Date Received: 12/22/10
Field Prep: Not Specified
Extraction Method:

Parameter	Result	Qualifier	Units	RL	MDL	Dilution Factor
Fixed Gases by GC - Mansfield Lab						
Oxygen	15.4		%	1.47	--	1.471
Carbon Dioxide	2.60		%	0.147	--	1.471
Methane	ND		%	0.147	--	1.471

Project Name: CFI - FOREST AVE**Lab Number:** L1020380**Project Number:** 1047-2**Report Date:** 01/07/11**SAMPLE RESULTS**

Lab ID: L1020380-05 D
Client ID: SG-6D
Sample Location: PORTLAND, ME
Matrix: Soil_Vapor
Analytical Method: 51,3C
Analytical Date: 01/04/11 21:57
Analyst: BS

Date Collected: 12/20/10 13:04
Date Received: 12/22/10
Field Prep: Not Specified
Extraction Method:

Parameter	Result	Qualifier	Units	RL	MDL	Dilution Factor
Fixed Gases by GC - Mansfield Lab						
Oxygen	11.2		%	2.12	--	2.119
Carbon Dioxide	5.26		%	0.212	--	2.119
Methane	ND		%	0.212	--	2.119

Project Name: CFI - FOREST AVE**Lab Number:** L1020380**Project Number:** 1047-2**Report Date:** 01/07/11**SAMPLE RESULTS**

Lab ID: L1020380-06 D
Client ID: SG-7S
Sample Location: PORTLAND, ME
Matrix: Soil_Vapor
Analytical Method: 51,3C
Analytical Date: 01/04/11 22:37
Analyst: BS

Date Collected: 12/20/10 13:44
Date Received: 12/22/10
Field Prep: Not Specified
Extraction Method:

Parameter	Result	Qualifier	Units	RL	MDL	Dilution Factor
Fixed Gases by GC - Mansfield Lab						
Oxygen	14.0		%	1.55	--	1.554
Carbon Dioxide	3.69		%	0.155	--	1.554
Methane	ND		%	0.155	--	1.554

Project Name: CFI - FOREST AVE**Lab Number:** L1020380**Project Number:** 1047-2**Report Date:** 01/07/11**SAMPLE RESULTS**

Lab ID: L1020380-07 D
Client ID: SG-8A
Sample Location: PORTLAND, ME
Matrix: Soil_Vapor
Analytical Method: 51,3C
Analytical Date: 01/04/11 23:16
Analyst: BS

Date Collected: 12/20/10 16:00
Date Received: 12/22/10
Field Prep: Not Specified
Extraction Method:

Parameter	Result	Qualifier	Units	RL	MDL	Dilution Factor
Fixed Gases by GC - Mansfield Lab						
Oxygen	18.3		%	1.87	--	1.866
Carbon Dioxide	0.278		%	0.187	--	1.866
Methane	ND		%	0.187	--	1.866

Project Name: CFI - FOREST AVE**Lab Number:** L1020380**Project Number:** 1047-2**Report Date:** 01/07/11**SAMPLE RESULTS**

Lab ID: L1020380-08 D
Client ID: SG-9S
Sample Location: PORTLAND, ME
Matrix: Soil_Vapor
Analytical Method: 51,3C
Analytical Date: 01/04/11 23:57
Analyst: BS

Date Collected: 12/20/10 12:46
Date Received: 12/22/10
Field Prep: Not Specified
Extraction Method:

Parameter	Result	Qualifier	Units	RL	MDL	Dilution Factor
Fixed Gases by GC - Mansfield Lab						
Oxygen	8.65		%	1.54	--	1.541
Carbon Dioxide	7.65		%	0.154	--	1.541
Methane	ND		%	0.154	--	1.541

Project Name: CFI - FOREST AVE**Lab Number:** L1020380**Project Number:** 1047-2**Report Date:** 01/07/11**SAMPLE RESULTS**

Lab ID: L1020380-09 D
 Client ID: SG-10S
 Sample Location: PORTLAND, ME
 Matrix: Soil_Vapor
 Analytical Method: 51,3C
 Analytical Date: 01/05/11 00:37
 Analyst: BS

Date Collected: 12/20/10 11:49
 Date Received: 12/22/10
 Field Prep: Not Specified
 Extraction Method:

Parameter	Result	Qualifier	Units	RL	MDL	Dilution Factor
Fixed Gases by GC - Mansfield Lab						
Oxygen	9.96		%	1.77	--	1.769
Carbon Dioxide	6.64		%	0.177	--	1.769
Methane	ND		%	0.177	--	1.769

Project Name: CFI - FOREST AVE**Lab Number:** L1020380**Project Number:** 1047-2**Report Date:** 01/07/11**SAMPLE RESULTS**

Lab ID: L1020380-10 D
Client ID: SG-10D
Sample Location: PORTLAND, ME
Matrix: Soil_Vapor
Analytical Method: 51,3C
Analytical Date: 01/05/11 01:17
Analyst: BS

Date Collected: 12/20/10 11:31
Date Received: 12/22/10
Field Prep: Not Specified
Extraction Method:

Parameter	Result	Qualifier	Units	RL	MDL	Dilution Factor
Fixed Gases by GC - Mansfield Lab						
Oxygen	8.91		%	2.14	--	2.143
Carbon Dioxide	7.50		%	0.214	--	2.143
Methane	ND		%	0.214	--	2.143

Project Name: CFI - FOREST AVE**Lab Number:** L1020380**Project Number:** 1047-2**Report Date:** 01/07/11**SAMPLE RESULTS**

Lab ID: L1020380-11 D
Client ID: SG-12
Sample Location: PORTLAND, ME
Matrix: Soil_Vapor
Analytical Method: 51,3C
Analytical Date: 01/05/11 13:49
Analyst: BS

Date Collected: 12/20/10 14:18
Date Received: 12/22/10
Field Prep: Not Specified
Extraction Method:

Parameter	Result	Qualifier	Units	RL	MDL	Dilution Factor
Fixed Gases by GC - Mansfield Lab						
Oxygen	17.7		%	2.14	--	2.144
Carbon Dioxide	0.358		%	0.214	--	2.144
Methane	ND		%	0.214	--	2.144

Project Name: CFI - FOREST AVE**Lab Number:** L1020380**Project Number:** 1047-2**Report Date:** 01/07/11**SAMPLE RESULTS**

Lab ID: L1020380-12 D
Client ID: SG-13S
Sample Location: PORTLAND, ME
Matrix: Soil_Vapor
Analytical Method: 51,3C
Analytical Date: 01/05/11 14:28
Analyst: BS

Date Collected: 12/20/10 11:13
Date Received: 12/22/10
Field Prep: Not Specified
Extraction Method:

Parameter	Result	Qualifier	Units	RL	MDL	Dilution Factor
Fixed Gases by GC - Mansfield Lab						
Oxygen	18.0		%	1.41	--	1.407
Carbon Dioxide	0.931		%	0.141	--	1.407
Methane	ND		%	0.141	--	1.407

Project Name: CFI - FOREST AVE**Lab Number:** L1020380**Project Number:** 1047-2**Report Date:** 01/07/11**SAMPLE RESULTS**

Lab ID: L1020380-13 D
Client ID: SG-13D
Sample Location: PORTLAND, ME
Matrix: Soil_Vapor
Analytical Method: 51,3C
Analytical Date: 01/05/11 16:25
Analyst: BS

Date Collected: 12/20/10 11:52
Date Received: 12/22/10
Field Prep: Not Specified
Extraction Method:

Parameter	Result	Qualifier	Units	RL	MDL	Dilution Factor
Fixed Gases by GC - Mansfield Lab						
Oxygen	12.1		%	1.63	--	1.626
Carbon Dioxide	5.43		%	0.163	--	1.626
Methane	ND		%	0.163	--	1.626

Project Name: CFI - FOREST AVE**Lab Number:** L1020380**Project Number:** 1047-2**Report Date:** 01/07/11**SAMPLE RESULTS**

Lab ID: L1020380-14 D
Client ID: SG-14S
Sample Location: PORTLAND, ME
Matrix: Soil_Vapor
Analytical Method: 51,3C
Analytical Date: 01/05/11 15:07
Analyst: BS

Date Collected: 12/20/10 11:07
Date Received: 12/22/10
Field Prep: Not Specified
Extraction Method:

Parameter	Result	Qualifier	Units	RL	MDL	Dilution Factor
Fixed Gases by GC - Mansfield Lab						
Oxygen	13.5		%	1.41	--	1.414
Carbon Dioxide	4.47		%	0.141	--	1.414
Methane	ND		%	0.141	--	1.414

Project Name: CFI - FOREST AVE**Lab Number:** L1020380**Project Number:** 1047-2**Report Date:** 01/07/11**SAMPLE RESULTS**

Lab ID: L1020380-15 D
Client ID: SG-14D
Sample Location: PORTLAND, ME
Matrix: Soil_Vapor
Analytical Method: 51,3C
Analytical Date: 01/05/11 15:46
Analyst: BS

Date Collected: 12/20/10 10:47
Date Received: 12/22/10
Field Prep: Not Specified
Extraction Method:

Parameter	Result	Qualifier	Units	RL	MDL	Dilution Factor
Fixed Gases by GC - Mansfield Lab						
Oxygen	8.99		%	1.61	--	1.606
Carbon Dioxide	7.95		%	0.161	--	1.606
Methane	ND		%	0.161	--	1.606

Project Name: CFI - FOREST AVE**Lab Number:** L1020380**Project Number:** 1047-2**Report Date:** 01/07/11**SAMPLE RESULTS**

Lab ID: L1020380-16 D
Client ID: SG-15
Sample Location: PORTLAND, ME
Matrix: Soil_Vapor
Analytical Method: 51,3C
Analytical Date: 01/05/11 17:05
Analyst: BS

Date Collected: 12/20/10 15:06
Date Received: 12/22/10
Field Prep: Not Specified
Extraction Method:

Parameter	Result	Qualifier	Units	RL	MDL	Dilution Factor
Fixed Gases by GC - Mansfield Lab						
Oxygen	10.3		%	1.54	--	1.542
Carbon Dioxide	6.31		%	0.154	--	1.542
Methane	ND		%	0.154	--	1.542

Project Name: CFI - FOREST AVE**Lab Number:** L1020380**Project Number:** 1047-2**Report Date:** 01/07/11**SAMPLE RESULTS**

Lab ID: L1020380-17 D
Client ID: BD
Sample Location: PORTLAND, ME
Matrix: Soil_Vapor
Analytical Method: 51,3C
Analytical Date: 01/05/11 17:44
Analyst: BS

Date Collected: 12/20/10 15:02
Date Received: 12/22/10
Field Prep: Not Specified
Extraction Method:

Parameter	Result	Qualifier	Units	RL	MDL	Dilution Factor
Fixed Gases by GC - Mansfield Lab						
Oxygen	5.70		%	1.61	--	1.611
Carbon Dioxide	9.87		%	0.161	--	1.611
Methane	ND		%	0.161	--	1.611

Project Name: CFI - FOREST AVE**Lab Number:** L1020380**Project Number:** 1047-2**Report Date:** 01/07/11**Method Blank Analysis**
Batch Quality Control

Analytical Method: 51,3C

Analytical Date: 01/04/11 18:58

Analyst: BS

Parameter	Result	Qualifier	Units	RL	MDL
Fixed Gases by GC - Mansfield Lab for sample(s): 01-10 Batch: WG450260-2					
Oxygen	ND		%	1.00	--
Carbon Dioxide	ND		%	0.100	--
Methane	ND		%	0.100	--

Project Name: CFI - FOREST AVE

Lab Number: L1020380

Project Number: 1047-2

Report Date: 01/07/11

Method Blank Analysis
Batch Quality Control

Analytical Method: 51,3C

Analytical Date: 01/05/11 13:28

Analyst: BS

Parameter	Result	Qualifier	Units	RL	MDL
Fixed Gases by GC - Mansfield Lab for sample(s): 11-17 Batch: WG450365-2					
Oxygen	ND		%	1.00	--
Carbon Dioxide	ND		%	0.100	--
Methane	ND		%	0.100	--

Lab Control Sample Analysis

Batch Quality Control

Project Name: CFI - FOREST AVE

Project Number: 1047-2

Lab Number: L1020380

Report Date: 01/07/11

Parameter	LCS %Recovery	Qual	LCSD %Recovery	Qual	%Recovery Limits	RPD	Qual	RPD Limits
Fixed Gases by GC - Mansfield Lab Associated sample(s): 01-10 Batch: WG450260-1								
Oxygen	83		-		80-120	-		
Carbon Dioxide	103		-		80-120	-		
Methane	104		-		80-120	-		

Fixed Gases by GC - Mansfield Lab Associated sample(s): 11-17 Batch: WG450365-1								
Oxygen	94		-		80-120	-		
Carbon Dioxide	108		-		80-120	-		
Methane	105		-		80-120	-		

Lab Duplicate Analysis

Batch Quality Control

Project Name: CFI - FOREST AVE
Project Number: 1047-2

Lab Number: L1020380
Report Date: 01/07/11

Parameter	Native Sample	Duplicate Sample	Units	RPD	Qual	RPD Limits
Fixed Gases by GC - Mansfield Lab Associated sample(s): 01-10 QC Batch ID: WG450260-10 QC Sample: L1020380-08 Client ID: SG-9S						
Oxygen	8.65	8.65	%	0		5
Carbon Dioxide	7.65	7.66	%	0		5
Methane	ND	ND	%	NC		5
Fixed Gases by GC - Mansfield Lab Associated sample(s): 01-10 QC Batch ID: WG450260-11 QC Sample: L1020380-09 Client ID: SG-10S						
Oxygen	9.96	9.98	%	0		5
Carbon Dioxide	6.64	6.64	%	0		5
Methane	ND	ND	%	NC		5
Fixed Gases by GC - Mansfield Lab Associated sample(s): 01-10 QC Batch ID: WG450260-12 QC Sample: L1020380-10 Client ID: SG-10D						
Oxygen	8.91	8.95	%	0		5
Carbon Dioxide	7.50	7.48	%	0		5
Methane	ND	ND	%	NC		5
Fixed Gases by GC - Mansfield Lab Associated sample(s): 01-10 QC Batch ID: WG450260-3 QC Sample: L1020380-01 Client ID: SG-1S						
Oxygen	14.0	14.6	%	4		5
Carbon Dioxide	3.01	3.02	%	0		5
Methane	ND	ND	%	NC		5

Lab Duplicate Analysis

Batch Quality Control

Project Name: CFI - FOREST AVE
Project Number: 1047-2

Lab Number: L1020380
Report Date: 01/07/11

Parameter	Native Sample	Duplicate Sample	Units	RPD	RPD Limits
Fixed Gases by GC - Mansfield Lab Associated sample(s): 01-10 QC Batch ID: WG450260-4 QC Sample: L1020380-02 Client ID: SG-1D					
Oxygen	4.94	4.98	%	1	5
Carbon Dioxide	10.2	10.2	%	0	5
Methane	ND	ND	%	NC	5
Fixed Gases by GC - Mansfield Lab Associated sample(s): 01-10 QC Batch ID: WG450260-5 QC Sample: L1020380-03 Client ID: SG-4S					
Oxygen	12.1	12.1	%	0	5
Carbon Dioxide	3.98	3.97	%	0	5
Methane	ND	ND	%	NC	5
Fixed Gases by GC - Mansfield Lab Associated sample(s): 01-10 QC Batch ID: WG450260-6 QC Sample: L1020380-04 Client ID: SG-6S					
Oxygen	15.4	15.4	%	0	5
Carbon Dioxide	2.60	2.60	%	0	5
Methane	ND	ND	%	NC	5
Fixed Gases by GC - Mansfield Lab Associated sample(s): 01-10 QC Batch ID: WG450260-7 QC Sample: L1020380-05 Client ID: SG-6D					
Oxygen	11.2	11.3	%	1	5
Carbon Dioxide	5.26	5.26	%	0	5
Methane	ND	ND	%	NC	5

Lab Duplicate Analysis

Batch Quality Control

Project Name: CFI - FOREST AVE
Project Number: 1047-2

Lab Number: L1020380
Report Date: 01/07/11

Parameter	Native Sample	Duplicate Sample	Units	RPD	RPD Limits
Fixed Gases by GC - Mansfield Lab Associated sample(s): 01-10 QC Batch ID: WG450260-8 QC Sample: L1020380-06 Client ID: SG-7S					
Oxygen	14.0	13.9	%	1	5
Carbon Dioxide	3.69	3.68	%	0	5
Methane	ND	ND	%	NC	5
Fixed Gases by GC - Mansfield Lab Associated sample(s): 01-10 QC Batch ID: WG450260-9 QC Sample: L1020380-07 Client ID: SG-8A					
Oxygen	18.3	18.2	%	1	5
Carbon Dioxide	0.278	0.278	%	0	5
Methane	ND	ND	%	NC	5
Fixed Gases by GC - Mansfield Lab Associated sample(s): 11-17 QC Batch ID: WG450365-3 QC Sample: L1020380-11 Client ID: SG-12					
Oxygen	17.7	18.7	%	5	5
Carbon Dioxide	0.358	0.358	%	0	5
Methane	ND	ND	%	NC	5
Fixed Gases by GC - Mansfield Lab Associated sample(s): 11-17 QC Batch ID: WG450365-4 QC Sample: L1020380-12 Client ID: SG-13S					
Oxygen	18.0	17.8	%	1	5
Carbon Dioxide	0.931	0.933	%	0	5
Methane	ND	ND	%	NC	5

Lab Duplicate Analysis

Batch Quality Control

Project Name: CFI - FOREST AVE
Project Number: 1047-2

Lab Number: L1020380
Report Date: 01/07/11

Parameter	Native Sample	Duplicate Sample	Units	RPD	RPD Limits
Fixed Gases by GC - Mansfield Lab Associated sample(s): 11-17 QC Batch ID: WG450365-5 QC Sample: L1020380-13 Client ID: SG-13D					
Oxygen	12.1	11.9	%	2	5
Carbon Dioxide	5.43	5.44	%	0	5
Methane	ND	ND	%	NC	5
Fixed Gases by GC - Mansfield Lab Associated sample(s): 11-17 QC Batch ID: WG450365-6 QC Sample: L1020380-14 Client ID: SG-14S					
Oxygen	13.5	13.4	%	1	5
Carbon Dioxide	4.47	4.48	%	0	5
Methane	ND	ND	%	NC	5
Fixed Gases by GC - Mansfield Lab Associated sample(s): 11-17 QC Batch ID: WG450365-7 QC Sample: L1020380-15 Client ID: SG-14D					
Oxygen	8.99	8.94	%	1	5
Carbon Dioxide	7.95	7.94	%	0	5
Methane	ND	ND	%	NC	5
Fixed Gases by GC - Mansfield Lab Associated sample(s): 11-17 QC Batch ID: WG450365-8 QC Sample: L1020380-16 Client ID: SG-15					
Oxygen	10.3	10.5	%	2	5
Carbon Dioxide	6.31	6.32	%	0	5
Methane	ND	ND	%	NC	5

Lab Duplicate Analysis

Batch Quality Control

Project Name: CFI - FOREST AVE
Project Number: 1047-2

Lab Number: L1020380
Report Date: 01/07/11

Parameter	Native Sample	Duplicate Sample	Units	RPD	RPD Limits
Fixed Gases by GC - Mansfield Lab Associated sample(s): 11-17 QC Batch ID: WG450365-9 QC Sample: L1020380-17 Client ID: BD					
Oxygen	5.70	5.76	%	1	5
Carbon Dioxide	9.87	9.86	%	0	5
Methane	ND	ND	%	NC	5

Project Name: CFI - FOREST AVE
Project Number: 1047-2

Lab Number: L1020380
Report Date: 01/07/11

SAMPLE RESULTS

Lab ID: L1020380-01
 Client ID: SG-1S
 Sample Location: PORTLAND, ME
 Matrix: Soil_Vapor
 Analytical Method: 96,APH
 Analytical Date: 12/26/10 15:27
 Analyst: AR

Date Collected: 12/20/10 12:14
 Date Received: 12/22/10
 Field Prep: Not Specified

Quality Control Information

Sample Type: 200 ml/minute Composite
 Sample Container Type: Canister - 2.7 Liter
 Sampling Flow Controller: Mechanical
 Sampling Zone: Unknown
 Sampling Flow Meter RPD of pre & post-sampling calibration check: <=20%
 Were all QA/QC procedures REQUIRED by the method followed? Yes
 Were all performance/acceptance standards for the required procedures achieved? Yes
 Were significant modifications made to the method as specified in Sect 11.1.2? No

Parameter	Result	Qualifier	Units	RL	MDL	Dilution Factor
Petroleum Hydrocarbons in Air - Mansfield Lab						
1,3-Butadiene	ND		ug/m3	2.0	--	1
Methyl tert butyl ether	ND		ug/m3	2.0	--	1
Benzene	ND		ug/m3	2.0	--	1
Toluene	3.0		ug/m3	2.0	--	1
C5-C8 Aliphatics, Adjusted	18		ug/m3	12	--	1
Ethylbenzene	ND		ug/m3	2.0	--	1
p/m-Xylene	ND		ug/m3	4.0	--	1
o-Xylene	ND		ug/m3	2.0	--	1
Naphthalene	ND		ug/m3	2.0	--	1
C9-C12 Aliphatics, Adjusted	ND		ug/m3	14	--	1
C9-C10 Aromatics Total	ND		ug/m3	10	--	1

Internal Standard	% Recovery	Qualifier	Acceptance Criteria
1,4-Difluorobenzene	86		50-200
Bromochloromethane	95		50-200
Chlorobenzene-d5	87		50-200

Project Name: CFI - FOREST AVE
Project Number: 1047-2

Lab Number: L1020380
Report Date: 01/07/11

SAMPLE RESULTS

Lab ID: L1020380-02 D
 Client ID: SG-1D
 Sample Location: PORTLAND, ME
 Matrix: Soil_Vapor
 Analytical Method: 96,APH
 Analytical Date: 12/26/10 16:01
 Analyst: AR

Date Collected: 12/20/10 14:49
 Date Received: 12/22/10
 Field Prep: Not Specified

Quality Control Information

Sample Type: 200 ml/minute Composite
 Sample Container Type: Canister - 2.7 Liter
 Sampling Flow Controller: Mechanical
 Sampling Zone: Unknown
 Sampling Flow Meter RPD of pre & post-sampling calibration check: <=20%
 Were all QA/QC procedures REQUIRED by the method followed? Yes
 Were all performance/acceptance standards for the required procedures achieved? Yes
 Were significant modifications made to the method as specified in Sect 11.1.2? No

Parameter	Result	Qualifier	Units	RL	MDL	Dilution Factor
Petroleum Hydrocarbons in Air - Mansfield Lab						
1,3-Butadiene	ND		ug/m3	20	--	10
Methyl tert butyl ether	ND		ug/m3	20	--	10
Benzene	ND		ug/m3	20	--	10
Toluene	ND		ug/m3	20	--	10
C5-C8 Aliphatics, Adjusted	45000		ug/m3	120	--	10
Ethylbenzene	ND		ug/m3	20	--	10
p/m-Xylene	ND		ug/m3	40	--	10
o-Xylene	ND		ug/m3	20	--	10
Naphthalene	ND		ug/m3	20	--	10
C9-C12 Aliphatics, Adjusted	380		ug/m3	140	--	10
C9-C10 Aromatics Total	ND		ug/m3	100	--	10

Internal Standard	% Recovery	Qualifier	Acceptance Criteria
1,4-Difluorobenzene	81		50-200
Bromochloromethane	76		50-200
Chlorobenzene-d5	90		50-200

Project Name: CFI - FOREST AVE
Project Number: 1047-2

Lab Number: L1020380
Report Date: 01/07/11

SAMPLE RESULTS

Lab ID: L1020380-03
 Client ID: SG-4S
 Sample Location: PORTLAND, ME
 Matrix: Soil_Vapor
 Analytical Method: 96,APH
 Analytical Date: 12/26/10 16:34
 Analyst: AR

Date Collected: 12/20/10 14:47
 Date Received: 12/22/10
 Field Prep: Not Specified

Quality Control Information

Sample Type:	200 ml/minute Composite
Sample Container Type:	Canister - 2.7 Liter
Sampling Flow Controller:	Mechanical
Sampling Zone:	Unknown
Sampling Flow Meter RPD of pre & post-sampling calibration check:	<=20%
Were all QA/QC procedures REQUIRED by the method followed?	Yes
Were all performance/acceptance standards for the required procedures achieved?	Yes
Were significant modifications made to the method as specified in Sect 11.1.2?	No

Parameter	Result	Qualifier	Units	RL	MDL	Dilution Factor
Petroleum Hydrocarbons in Air - Mansfield Lab						
1,3-Butadiene	ND		ug/m3	2.0	--	1
Methyl tert butyl ether	ND		ug/m3	2.0	--	1
Benzene	ND		ug/m3	2.0	--	1
Toluene	ND		ug/m3	2.0	--	1
C5-C8 Aliphatics, Adjusted	25		ug/m3	12	--	1
Ethylbenzene	ND		ug/m3	2.0	--	1
p/m-Xylene	ND		ug/m3	4.0	--	1
o-Xylene	ND		ug/m3	2.0	--	1
Naphthalene	ND		ug/m3	2.0	--	1
C9-C12 Aliphatics, Adjusted	ND		ug/m3	14	--	1
C9-C10 Aromatics Total	ND		ug/m3	10	--	1

Internal Standard	% Recovery	Qualifier	Acceptance Criteria
1,4-Difluorobenzene	96		50-200
Bromochloromethane	99		50-200
Chlorobenzene-d5	97		50-200

Project Name: CFI - FOREST AVE
Project Number: 1047-2

Lab Number: L1020380
Report Date: 01/07/11

SAMPLE RESULTS

Lab ID: L1020380-04
 Client ID: SG-6S
 Sample Location: PORTLAND, ME
 Matrix: Soil_Vapor
 Analytical Method: 96,APH
 Analytical Date: 12/26/10 17:09
 Analyst: AR

Date Collected: 12/20/10 12:38
 Date Received: 12/22/10
 Field Prep: Not Specified

Quality Control Information

Sample Type: 200 ml/minute Composite
 Sample Container Type: Canister - 2.7 Liter
 Sampling Flow Controller: Mechanical
 Sampling Zone: Unknown
 Sampling Flow Meter RPD of pre & post-sampling calibration check: <=20%
 Were all QA/QC procedures REQUIRED by the method followed? Yes
 Were all performance/acceptance standards for the required procedures achieved? Yes
 Were significant modifications made to the method as specified in Sect 11.1.2? No

Parameter	Result	Qualifier	Units	RL	MDL	Dilution Factor
Petroleum Hydrocarbons in Air - Mansfield Lab						
1,3-Butadiene	ND		ug/m3	2.0	--	1
Methyl tert butyl ether	ND		ug/m3	2.0	--	1
Benzene	ND		ug/m3	2.0	--	1
Toluene	ND		ug/m3	2.0	--	1
C5-C8 Aliphatics, Adjusted	58		ug/m3	12	--	1
Ethylbenzene	ND		ug/m3	2.0	--	1
p/m-Xylene	ND		ug/m3	4.0	--	1
o-Xylene	ND		ug/m3	2.0	--	1
Naphthalene	ND		ug/m3	2.0	--	1
C9-C12 Aliphatics, Adjusted	ND		ug/m3	14	--	1
C9-C10 Aromatics Total	ND		ug/m3	10	--	1

Internal Standard	% Recovery	Qualifier	Acceptance Criteria
1,4-Difluorobenzene	76		50-200
Bromochloromethane	77		50-200
Chlorobenzene-d5	85		50-200

Project Name: CFI - FOREST AVE
Project Number: 1047-2

Lab Number: L1020380
Report Date: 01/07/11

SAMPLE RESULTS

Lab ID: L1020380-05
 Client ID: SG-6D
 Sample Location: PORTLAND, ME
 Matrix: Soil_Vapor
 Analytical Method: 96,APH
 Analytical Date: 12/26/10 17:45
 Analyst: AR

Date Collected: 12/20/10 13:04
 Date Received: 12/22/10
 Field Prep: Not Specified

Quality Control Information

Sample Type: 200 ml/minute Composite
 Sample Container Type: Canister - 2.7 Liter
 Sampling Flow Controller: Mechanical
 Sampling Zone: Unknown
 Sampling Flow Meter RPD of pre & post-sampling calibration check: <=20%
 Were all QA/QC procedures REQUIRED by the method followed? Yes
 Were all performance/acceptance standards for the required procedures achieved? Yes
 Were significant modifications made to the method as specified in Sect 11.1.2? No

Parameter	Result	Qualifier	Units	RL	MDL	Dilution Factor
Petroleum Hydrocarbons in Air - Mansfield Lab						
1,3-Butadiene	ND		ug/m3	2.0	--	1
Methyl tert butyl ether	ND		ug/m3	2.0	--	1
Benzene	ND		ug/m3	2.0	--	1
Toluene	ND		ug/m3	2.0	--	1
C5-C8 Aliphatics, Adjusted	12		ug/m3	12	--	1
Ethylbenzene	ND		ug/m3	2.0	--	1
p/m-Xylene	ND		ug/m3	4.0	--	1
o-Xylene	ND		ug/m3	2.0	--	1
Naphthalene	ND		ug/m3	2.0	--	1
C9-C12 Aliphatics, Adjusted	ND		ug/m3	14	--	1
C9-C10 Aromatics Total	ND		ug/m3	10	--	1

Internal Standard	% Recovery	Qualifier	Acceptance Criteria
1,4-Difluorobenzene	80		50-200
Bromochloromethane	83		50-200
Chlorobenzene-d5	88		50-200

Project Name: CFI - FOREST AVE
Project Number: 1047-2

Lab Number: L1020380
Report Date: 01/07/11

SAMPLE RESULTS

Lab ID: L1020380-06
 Client ID: SG-7S
 Sample Location: PORTLAND, ME
 Matrix: Soil_Vapor
 Analytical Method: 96,APH
 Analytical Date: 12/26/10 18:54
 Analyst: AR

Date Collected: 12/20/10 13:44
 Date Received: 12/22/10
 Field Prep: Not Specified

Quality Control Information

Sample Type: 200 ml/minute Composite
 Sample Container Type: Canister - 2.7 Liter
 Sampling Flow Controller: Mechanical
 Sampling Zone: Unknown
 Sampling Flow Meter RPD of pre & post-sampling calibration check: <=20%
 Were all QA/QC procedures REQUIRED by the method followed? Yes
 Were all performance/acceptance standards for the required procedures achieved? Yes
 Were significant modifications made to the method as specified in Sect 11.1.2? No

Parameter	Result	Qualifier	Units	RL	MDL	Dilution Factor
Petroleum Hydrocarbons in Air - Mansfield Lab						
1,3-Butadiene	ND		ug/m3	2.0	--	1
Methyl tert butyl ether	ND		ug/m3	2.0	--	1
Benzene	ND		ug/m3	2.0	--	1
Toluene	ND		ug/m3	2.0	--	1
C5-C8 Aliphatics, Adjusted	120		ug/m3	12	--	1
Ethylbenzene	ND		ug/m3	2.0	--	1
p/m-Xylene	ND		ug/m3	4.0	--	1
o-Xylene	ND		ug/m3	2.0	--	1
Naphthalene	ND		ug/m3	2.0	--	1
C9-C12 Aliphatics, Adjusted	ND		ug/m3	14	--	1
C9-C10 Aromatics Total	ND		ug/m3	10	--	1

Internal Standard	% Recovery	Qualifier	Acceptance Criteria
1,4-Difluorobenzene	78		50-200
Bromochloromethane	76		50-200
Chlorobenzene-d5	80		50-200

Project Name: CFI - FOREST AVE
Project Number: 1047-2

Lab Number: L1020380
Report Date: 01/07/11

SAMPLE RESULTS

Lab ID: L1020380-07
 Client ID: SG-8A
 Sample Location: PORTLAND, ME
 Matrix: Soil_Vapor
 Analytical Method: 96,APH
 Analytical Date: 12/26/10 19:29
 Analyst: AR

Date Collected: 12/20/10 16:00
 Date Received: 12/22/10
 Field Prep: Not Specified

Quality Control Information

Sample Type:	200 ml/minute Composite
Sample Container Type:	Canister - 2.7 Liter
Sampling Flow Controller:	Mechanical
Sampling Zone:	Unknown
Sampling Flow Meter RPD of pre & post-sampling calibration check:	<=20%
Were all QA/QC procedures REQUIRED by the method followed?	Yes
Were all performance/acceptance standards for the required procedures achieved?	Yes
Were significant modifications made to the method as specified in Sect 11.1.2?	No

Parameter	Result	Qualifier	Units	RL	MDL	Dilution Factor
Petroleum Hydrocarbons in Air - Mansfield Lab						
1,3-Butadiene	ND		ug/m3	2.0	--	1
Methyl tert butyl ether	ND		ug/m3	2.0	--	1
Benzene	ND		ug/m3	2.0	--	1
Toluene	47		ug/m3	2.0	--	1
C5-C8 Aliphatics, Adjusted	170		ug/m3	12	--	1
Ethylbenzene	5.9		ug/m3	2.0	--	1
p/m-Xylene	21		ug/m3	4.0	--	1
o-Xylene	4.8		ug/m3	2.0	--	1
Naphthalene	ND		ug/m3	2.0	--	1
C9-C12 Aliphatics, Adjusted	79		ug/m3	14	--	1
C9-C10 Aromatics Total	32		ug/m3	10	--	1

Internal Standard	% Recovery	Qualifier	Acceptance Criteria
1,4-Difluorobenzene	72		50-200
Bromochloromethane	72		50-200
Chlorobenzene-d5	69		50-200

Project Name: CFI - FOREST AVE
Project Number: 1047-2

Lab Number: L1020380
Report Date: 01/07/11

SAMPLE RESULTS

Lab ID: L1020380-08
 Client ID: SG-9S
 Sample Location: PORTLAND, ME
 Matrix: Soil_Vapor
 Analytical Method: 96,APH
 Analytical Date: 12/26/10 20:04
 Analyst: AR

Date Collected: 12/20/10 12:46
 Date Received: 12/22/10
 Field Prep: Not Specified

Quality Control Information

Sample Type: 200 ml/minute Composite
 Sample Container Type: Canister - 2.7 Liter
 Sampling Flow Controller: Mechanical
 Sampling Zone: Unknown
 Sampling Flow Meter RPD of pre & post-sampling calibration check: <=20%
 Were all QA/QC procedures REQUIRED by the method followed? Yes
 Were all performance/acceptance standards for the required procedures achieved? Yes
 Were significant modifications made to the method as specified in Sect 11.1.2? No

Parameter	Result	Qualifier	Units	RL	MDL	Dilution Factor
Petroleum Hydrocarbons in Air - Mansfield Lab						
1,3-Butadiene	ND		ug/m3	2.0	--	1
Methyl tert butyl ether	ND		ug/m3	2.0	--	1
Benzene	ND		ug/m3	2.0	--	1
Toluene	3.9		ug/m3	2.0	--	1
C5-C8 Aliphatics, Adjusted	28		ug/m3	12	--	1
Ethylbenzene	ND		ug/m3	2.0	--	1
p/m-Xylene	ND		ug/m3	4.0	--	1
o-Xylene	ND		ug/m3	2.0	--	1
Naphthalene	ND		ug/m3	2.0	--	1
C9-C12 Aliphatics, Adjusted	ND		ug/m3	14	--	1
C9-C10 Aromatics Total	ND		ug/m3	10	--	1

Internal Standard	% Recovery	Qualifier	Acceptance Criteria
1,4-Difluorobenzene	70		50-200
Bromochloromethane	84		50-200
Chlorobenzene-d5	72		50-200

Project Name: CFI - FOREST AVE
Project Number: 1047-2

Lab Number: L1020380
Report Date: 01/07/11

SAMPLE RESULTS

Lab ID: L1020380-09
 Client ID: SG-10S
 Sample Location: PORTLAND, ME
 Matrix: Soil_Vapor
 Analytical Method: 96,APH
 Analytical Date: 12/26/10 20:40
 Analyst: AR

Date Collected: 12/20/10 11:49
 Date Received: 12/22/10
 Field Prep: Not Specified

Quality Control Information

Sample Type: 200 ml/minute Composite
 Sample Container Type: Canister - 2.7 Liter
 Sampling Flow Controller: Mechanical
 Sampling Zone: Unknown
 Sampling Flow Meter RPD of pre & post-sampling calibration check: <=20%
 Were all QA/QC procedures REQUIRED by the method followed? Yes
 Were all performance/acceptance standards for the required procedures achieved? Yes
 Were significant modifications made to the method as specified in Sect 11.1.2? No

Parameter	Result	Qualifier	Units	RL	MDL	Dilution Factor
Petroleum Hydrocarbons in Air - Mansfield Lab						
1,3-Butadiene	ND		ug/m3	2.0	--	1
Methyl tert butyl ether	ND		ug/m3	2.0	--	1
Benzene	ND		ug/m3	2.0	--	1
Toluene	ND		ug/m3	2.0	--	1
C5-C8 Aliphatics, Adjusted	110		ug/m3	12	--	1
Ethylbenzene	ND		ug/m3	2.0	--	1
p/m-Xylene	ND		ug/m3	4.0	--	1
o-Xylene	ND		ug/m3	2.0	--	1
Naphthalene	ND		ug/m3	2.0	--	1
C9-C12 Aliphatics, Adjusted	ND		ug/m3	14	--	1
C9-C10 Aromatics Total	ND		ug/m3	10	--	1

Internal Standard	% Recovery	Qualifier	Acceptance Criteria
1,4-Difluorobenzene	71		50-200
Bromochloromethane	74		50-200
Chlorobenzene-d5	74		50-200

Project Name: CFI - FOREST AVE
Project Number: 1047-2

Lab Number: L1020380
Report Date: 01/07/11

SAMPLE RESULTS

Lab ID: L1020380-10
 Client ID: SG-10D
 Sample Location: PORTLAND, ME
 Matrix: Soil_Vapor
 Analytical Method: 96,APH
 Analytical Date: 12/26/10 21:16
 Analyst: AR

Date Collected: 12/20/10 11:31
 Date Received: 12/22/10
 Field Prep: Not Specified

Quality Control Information

Sample Type: 200 ml/minute Composite
 Sample Container Type: Canister - 2.7 Liter
 Sampling Flow Controller: Mechanical
 Sampling Zone: Unknown
 Sampling Flow Meter RPD of pre & post-sampling calibration check: <=20%
 Were all QA/QC procedures REQUIRED by the method followed? Yes
 Were all performance/acceptance standards for the required procedures achieved? Yes
 Were significant modifications made to the method as specified in Sect 11.1.2? No

Parameter	Result	Qualifier	Units	RL	MDL	Dilution Factor
Petroleum Hydrocarbons in Air - Mansfield Lab						
1,3-Butadiene	ND		ug/m3	2.0	--	1
Methyl tert butyl ether	ND		ug/m3	2.0	--	1
Benzene	ND		ug/m3	2.0	--	1
Toluene	2.2		ug/m3	2.0	--	1
C5-C8 Aliphatics, Adjusted	42		ug/m3	12	--	1
Ethylbenzene	ND		ug/m3	2.0	--	1
p/m-Xylene	ND		ug/m3	4.0	--	1
o-Xylene	ND		ug/m3	2.0	--	1
Naphthalene	ND		ug/m3	2.0	--	1
C9-C12 Aliphatics, Adjusted	ND		ug/m3	14	--	1
C9-C10 Aromatics Total	ND		ug/m3	10	--	1

Internal Standard	% Recovery	Qualifier	Acceptance Criteria
1,4-Difluorobenzene	57		50-200
Bromochloromethane	63		50-200
Chlorobenzene-d5	67		50-200

Project Name: CFI - FOREST AVE
Project Number: 1047-2

Lab Number: L1020380
Report Date: 01/07/11

SAMPLE RESULTS

Lab ID: L1020380-11
 Client ID: SG-12
 Sample Location: PORTLAND, ME
 Matrix: Soil_Vapor
 Analytical Method: 96,APH
 Analytical Date: 12/26/10 21:51
 Analyst: AR

Date Collected: 12/20/10 14:18
 Date Received: 12/22/10
 Field Prep: Not Specified

Quality Control Information

Sample Type: 200 ml/minute Composite
 Sample Container Type: Canister - 2.7 Liter
 Sampling Flow Controller: Mechanical
 Sampling Zone: Unknown
 Sampling Flow Meter RPD of pre & post-sampling calibration check: <=20%
 Were all QA/QC procedures REQUIRED by the method followed? Yes
 Were all performance/acceptance standards for the required procedures achieved? Yes
 Were significant modifications made to the method as specified in Sect 11.1.2? No

Parameter	Result	Qualifier	Units	RL	MDL	Dilution Factor
Petroleum Hydrocarbons in Air - Mansfield Lab						
1,3-Butadiene	ND		ug/m3	2.0	--	1
Methyl tert butyl ether	ND		ug/m3	2.0	--	1
Benzene	ND		ug/m3	2.0	--	1
Toluene	2.5		ug/m3	2.0	--	1
C5-C8 Aliphatics, Adjusted	16		ug/m3	12	--	1
Ethylbenzene	ND		ug/m3	2.0	--	1
p/m-Xylene	ND		ug/m3	4.0	--	1
o-Xylene	ND		ug/m3	2.0	--	1
Naphthalene	ND		ug/m3	2.0	--	1
C9-C12 Aliphatics, Adjusted	ND		ug/m3	14	--	1
C9-C10 Aromatics Total	ND		ug/m3	10	--	1

Internal Standard	% Recovery	Qualifier	Acceptance Criteria
1,4-Difluorobenzene	69		50-200
Bromochloromethane	68		50-200
Chlorobenzene-d5	66		50-200



Project Name: CFI - FOREST AVE
Project Number: 1047-2

Lab Number: L1020380
Report Date: 01/07/11

SAMPLE RESULTS

Lab ID: L1020380-12
 Client ID: SG-13S
 Sample Location: PORTLAND, ME
 Matrix: Soil_Vapor
 Analytical Method: 96,APH
 Analytical Date: 12/26/10 22:25
 Analyst: AR

Date Collected: 12/20/10 11:13
 Date Received: 12/22/10
 Field Prep: Not Specified

Quality Control Information

Sample Type: 200 ml/minute Composite
 Sample Container Type: Canister - 2.7 Liter
 Sampling Flow Controller: Mechanical
 Sampling Zone: Unknown
 Sampling Flow Meter RPD of pre & post-sampling calibration check: <=20%
 Were all QA/QC procedures REQUIRED by the method followed? Yes
 Were all performance/acceptance standards for the required procedures achieved? Yes
 Were significant modifications made to the method as specified in Sect 11.1.2? No

Parameter	Result	Qualifier	Units	RL	MDL	Dilution Factor
Petroleum Hydrocarbons in Air - Mansfield Lab						
1,3-Butadiene	ND		ug/m3	2.0	--	1
Methyl tert butyl ether	ND		ug/m3	2.0	--	1
Benzene	ND		ug/m3	2.0	--	1
Toluene	ND		ug/m3	2.0	--	1
C5-C8 Aliphatics, Adjusted	200		ug/m3	12	--	1
Ethylbenzene	ND		ug/m3	2.0	--	1
p/m-Xylene	ND		ug/m3	4.0	--	1
o-Xylene	ND		ug/m3	2.0	--	1
Naphthalene	ND		ug/m3	2.0	--	1
C9-C12 Aliphatics, Adjusted	ND		ug/m3	14	--	1
C9-C10 Aromatics Total	ND		ug/m3	10	--	1

Internal Standard	% Recovery	Qualifier	Acceptance Criteria
1,4-Difluorobenzene	67		50-200
Bromochloromethane	67		50-200
Chlorobenzene-d5	69		50-200

Project Name: CFI - FOREST AVE
Project Number: 1047-2

Lab Number: L1020380
Report Date: 01/07/11

SAMPLE RESULTS

Lab ID: L1020380-13 D
 Client ID: SG-13D
 Sample Location: PORTLAND, ME
 Matrix: Soil_Vapor
 Analytical Method: 96,APH
 Analytical Date: 12/30/10 23:48
 Analyst: RY

Date Collected: 12/20/10 11:52
 Date Received: 12/22/10
 Field Prep: Not Specified

Quality Control Information

Sample Type:	200 ml/minute Composite
Sample Container Type:	Canister - 2.7 Liter
Sampling Flow Controller:	Mechanical
Sampling Zone:	Unknown
Sampling Flow Meter RPD of pre & post-sampling calibration check:	<=20%
Were all QA/QC procedures REQUIRED by the method followed?	Yes
Were all performance/acceptance standards for the required procedures achieved?	Yes
Were significant modifications made to the method as specified in Sect 11.1.2?	No

Parameter	Result	Qualifier	Units	RL	MDL	Dilution Factor
Petroleum Hydrocarbons in Air - Mansfield Lab						
1,3-Butadiene	ND		ug/m3	5.0	--	2.5
Methyl tert butyl ether	ND		ug/m3	5.0	--	2.5
Benzene	ND		ug/m3	5.0	--	2.5
Toluene	ND		ug/m3	5.0	--	2.5
C5-C8 Aliphatics, Adjusted	86		ug/m3	30	--	2.5
Ethylbenzene	ND		ug/m3	5.0	--	2.5
p/m-Xylene	ND		ug/m3	10	--	2.5
o-Xylene	ND		ug/m3	5.0	--	2.5
Naphthalene	ND		ug/m3	5.0	--	2.5
C9-C12 Aliphatics, Adjusted	ND		ug/m3	35	--	2.5
C9-C10 Aromatics Total	ND		ug/m3	25	--	2.5

Internal Standard	% Recovery	Qualifier	Acceptance Criteria
1,4-Difluorobenzene	68		50-200
Bromochloromethane	73		50-200
Chlorobenzene-d5	70		50-200

Project Name: CFI - FOREST AVE
Project Number: 1047-2

Lab Number: L1020380
Report Date: 01/07/11

SAMPLE RESULTS

Lab ID: L1020380-14 D
 Client ID: SG-14S
 Sample Location: PORTLAND, ME
 Matrix: Soil_Vapor
 Analytical Method: 96,APH
 Analytical Date: 12/31/10 00:19
 Analyst: RY

Date Collected: 12/20/10 11:07
 Date Received: 12/22/10
 Field Prep: Not Specified

Quality Control Information

Sample Type: 200 ml/minute Composite
 Sample Container Type: Canister - 2.7 Liter
 Sampling Flow Controller: Mechanical
 Sampling Zone: Unknown
 Sampling Flow Meter RPD of pre & post-sampling calibration check: <=20%
 Were all QA/QC procedures REQUIRED by the method followed? Yes
 Were all performance/acceptance standards for the required procedures achieved? Yes
 Were significant modifications made to the method as specified in Sect 11.1.2? No

Parameter	Result	Qualifier	Units	RL	MDL	Dilution Factor
Petroleum Hydrocarbons in Air - Mansfield Lab						
1,3-Butadiene	ND		ug/m3	20	--	10
Methyl tert butyl ether	ND		ug/m3	20	--	10
Benzene	ND		ug/m3	20	--	10
Toluene	ND		ug/m3	20	--	10
C5-C8 Aliphatics, Adjusted	16000		ug/m3	120	--	10
Ethylbenzene	ND		ug/m3	20	--	10
p/m-Xylene	ND		ug/m3	40	--	10
o-Xylene	ND		ug/m3	20	--	10
Naphthalene	ND		ug/m3	20	--	10
C9-C12 Aliphatics, Adjusted	ND		ug/m3	140	--	10
C9-C10 Aromatics Total	ND		ug/m3	100	--	10

Internal Standard	% Recovery	Qualifier	Acceptance Criteria
1,4-Difluorobenzene	69		50-200
Bromochloromethane	73		50-200
Chlorobenzene-d5	68		50-200

Project Name: CFI - FOREST AVE
Project Number: 1047-2

Lab Number: L1020380
Report Date: 01/07/11

SAMPLE RESULTS

Lab ID: L1020380-15 D
 Client ID: SG-14D
 Sample Location: PORTLAND, ME
 Matrix: Soil_Vapor
 Analytical Method: 96,APH
 Analytical Date: 12/31/10 00:51
 Analyst: RY

Date Collected: 12/20/10 10:47
 Date Received: 12/22/10
 Field Prep: Not Specified

Quality Control Information

Sample Type:	200 ml/minute Composite
Sample Container Type:	Canister - 2.7 Liter
Sampling Flow Controller:	Mechanical
Sampling Zone:	Unknown
Sampling Flow Meter RPD of pre & post-sampling calibration check:	<=20%
Were all QA/QC procedures REQUIRED by the method followed?	Yes
Were all performance/acceptance standards for the required procedures achieved?	Yes
Were significant modifications made to the method as specified in Sect 11.1.2?	No

Parameter	Result	Qualifier	Units	RL	MDL	Dilution Factor
Petroleum Hydrocarbons in Air - Mansfield Lab						
1,3-Butadiene	ND		ug/m3	5.0	--	2.5
Methyl tert butyl ether	ND		ug/m3	5.0	--	2.5
Benzene	ND		ug/m3	5.0	--	2.5
Toluene	ND		ug/m3	5.0	--	2.5
C5-C8 Aliphatics, Adjusted	44		ug/m3	30	--	2.5
Ethylbenzene	ND		ug/m3	5.0	--	2.5
p/m-Xylene	ND		ug/m3	10	--	2.5
o-Xylene	ND		ug/m3	5.0	--	2.5
Naphthalene	ND		ug/m3	5.0	--	2.5
C9-C12 Aliphatics, Adjusted	ND		ug/m3	35	--	2.5
C9-C10 Aromatics Total	ND		ug/m3	25	--	2.5

Internal Standard	% Recovery	Qualifier	Acceptance Criteria
1,4-Difluorobenzene	63		50-200
Bromochloromethane	71		50-200
Chlorobenzene-d5	69		50-200

Project Name: CFI - FOREST AVE
Project Number: 1047-2

Lab Number: L1020380
Report Date: 01/07/11

SAMPLE RESULTS

Lab ID: L1020380-16 D
 Client ID: SG-15
 Sample Location: PORTLAND, ME
 Matrix: Soil_Vapor
 Analytical Method: 96,APH
 Analytical Date: 12/31/10 09:31
 Analyst: RY

Date Collected: 12/20/10 15:06
 Date Received: 12/22/10
 Field Prep: Not Specified

Quality Control Information

Sample Type:	200 ml/minute Composite
Sample Container Type:	Canister - 2.7 Liter
Sampling Flow Controller:	Mechanical
Sampling Zone:	Unknown
Sampling Flow Meter RPD of pre & post-sampling calibration check:	<=20%
Were all QA/QC procedures REQUIRED by the method followed?	Yes
Were all performance/acceptance standards for the required procedures achieved?	Yes
Were significant modifications made to the method as specified in Sect 11.1.2?	No

Parameter	Result	Qualifier	Units	RL	MDL	Dilution Factor
Petroleum Hydrocarbons in Air - Mansfield Lab						
1,3-Butadiene	ND		ug/m3	20	--	10
Methyl tert butyl ether	ND		ug/m3	20	--	10
Benzene	ND		ug/m3	20	--	10
Toluene	ND		ug/m3	20	--	10
C5-C8 Aliphatics, Adjusted	ND		ug/m3	120	--	10
Ethylbenzene	ND		ug/m3	20	--	10
p/m-Xylene	ND		ug/m3	40	--	10
o-Xylene	ND		ug/m3	20	--	10
Naphthalene	ND		ug/m3	20	--	10
C9-C12 Aliphatics, Adjusted	ND		ug/m3	140	--	10
C9-C10 Aromatics Total	ND		ug/m3	100	--	10

Internal Standard	% Recovery	Qualifier	Acceptance Criteria
1,4-Difluorobenzene	60		50-200
Bromochloromethane	64		50-200
Chlorobenzene-d5	64		50-200

Project Name: CFI - FOREST AVE
Project Number: 1047-2

Lab Number: L1020380
Report Date: 01/07/11

SAMPLE RESULTS

Lab ID: L1020380-17 D
 Client ID: BD
 Sample Location: PORTLAND, ME
 Matrix: Soil_Vapor
 Analytical Method: 96,APH
 Analytical Date: 12/31/10 10:04
 Analyst: RY

Date Collected: 12/20/10 15:02
 Date Received: 12/22/10
 Field Prep: Not Specified

Quality Control Information

Sample Type: 200 ml/minute Composite
 Sample Container Type: Canister - 2.7 Liter
 Sampling Flow Controller: Mechanical
 Sampling Zone: Unknown
 Sampling Flow Meter RPD of pre & post-sampling calibration check: <=20%
 Were all QA/QC procedures REQUIRED by the method followed? Yes
 Were all performance/acceptance standards for the required procedures achieved? Yes
 Were significant modifications made to the method as specified in Sect 11.1.2? No

Parameter	Result	Qualifier	Units	RL	MDL	Dilution Factor
Petroleum Hydrocarbons in Air - Mansfield Lab						
1,3-Butadiene	ND		ug/m3	20	--	10
Methyl tert butyl ether	ND		ug/m3	20	--	10
Benzene	ND		ug/m3	20	--	10
Toluene	ND		ug/m3	20	--	10
C5-C8 Aliphatics, Adjusted	41000		ug/m3	120	--	10
Ethylbenzene	ND		ug/m3	20	--	10
p/m-Xylene	ND		ug/m3	40	--	10
o-Xylene	ND		ug/m3	20	--	10
Naphthalene	ND		ug/m3	20	--	10
C9-C12 Aliphatics, Adjusted	340		ug/m3	140	--	10
C9-C10 Aromatics Total	ND		ug/m3	100	--	10

Internal Standard	% Recovery	Qualifier	Acceptance Criteria
1,4-Difluorobenzene	61		50-200
Bromochloromethane	63		50-200
Chlorobenzene-d5	65		50-200

Project Name: CFI - FOREST AVE
Project Number: 1047-2

Lab Number: L1020380
Report Date: 01/07/11

Method Blank Analysis
Batch Quality Control

Analytical Method: 96,APH
Analytical Date: 12/26/10 14:52
Analyst: AR

Parameter	Result	Qualifier	Units	RL	MDL
Petroleum Hydrocarbons in Air - Mansfield Lab for sample(s): 01-12 Batch: WG449336-4					
1,3-Butadiene	ND		ug/m3	2.0	--
Methyl tert butyl ether	ND		ug/m3	2.0	--
Benzene	ND		ug/m3	2.0	--
Toluene	ND		ug/m3	2.0	--
C5-C8 Aliphatics, Adjusted	ND		ug/m3	12	--
Ethylbenzene	ND		ug/m3	2.0	--
p/m-Xylene	ND		ug/m3	4.0	--
o-Xylene	ND		ug/m3	2.0	--
Naphthalene	ND		ug/m3	2.0	--
C9-C12 Aliphatics, Adjusted	ND		ug/m3	14	--
C9-C10 Aromatics Total	ND		ug/m3	10	--

Project Name: CFI - FOREST AVE
Project Number: 1047-2

Lab Number: L1020380
Report Date: 01/07/11

Method Blank Analysis
Batch Quality Control

Analytical Method: 96,APH
Analytical Date: 12/30/10 13:05
Analyst: RY

Parameter	Result	Qualifier	Units	RL	MDL
Petroleum Hydrocarbons in Air - Mansfield Lab for sample(s): 13-17 Batch: WG449913-4					
1,3-Butadiene	ND		ug/m3	2.0	--
Methyl tert butyl ether	ND		ug/m3	2.0	--
Benzene	ND		ug/m3	2.0	--
Toluene	ND		ug/m3	2.0	--
C5-C8 Aliphatics, Adjusted	ND		ug/m3	12	--
Ethylbenzene	ND		ug/m3	2.0	--
p/m-Xylene	ND		ug/m3	4.0	--
o-Xylene	ND		ug/m3	2.0	--
Naphthalene	ND		ug/m3	2.0	--
C9-C12 Aliphatics, Adjusted	ND		ug/m3	14	--
C9-C10 Aromatics Total	ND		ug/m3	10	--

Lab Control Sample Analysis

Batch Quality Control

Project Name: CFI - FOREST AVE

Project Number: 1047-2

Lab Number: L1020380

Report Date: 01/07/11

Parameter	LCS		LCSD		%Recovery Limits	RPD	Qual	RPD Limits
	%Recovery	Qual	%Recovery	Qual				
Petroleum Hydrocarbons in Air - Mansfield Lab Associated sample(s): 01-12 Batch: WG449336-3								
1,3-Butadiene	82		-		70-130	-		
Methyl tert butyl ether	84		-		70-130	-		
Benzene	104		-		70-130	-		
Toluene	106		-		70-130	-		
C5-C8 Aliphatics, Adjusted	105		-		70-130	-		
Ethylbenzene	100		-		70-130	-		
p/m-Xylene	99		-		70-130	-		
o-Xylene	106		-		70-130	-		
Naphthalene	122		-		50-150	-		
C9-C12 Aliphatics, Adjusted	126		-		70-130	-		
C9-C10 Aromatics Total	97		-		70-130	-		

Lab Control Sample Analysis

Batch Quality Control

Project Name: CFI - FOREST AVE

Project Number: 1047-2

Lab Number: L1020380

Report Date: 01/07/11

Parameter	LCS %Recovery	Qual	LCSD %Recovery	Qual	%Recovery Limits	RPD	Qual	RPD Limits
Petroleum Hydrocarbons in Air - Mansfield Lab Associated sample(s): 13-17 Batch: WG449913-3								
1,3-Butadiene	90		-		70-130	-		
Methyl tert butyl ether	92		-		70-130	-		
Benzene	96		-		70-130	-		
Toluene	99		-		70-130	-		
C5-C8 Aliphatics, Adjusted	93		-		70-130	-		
Ethylbenzene	100		-		70-130	-		
p/m-Xylene	100		-		70-130	-		
o-Xylene	100		-		70-130	-		
Naphthalene	138		-		50-150	-		
C9-C12 Aliphatics, Adjusted	116		-		70-130	-		
C9-C10 Aromatics Total	90		-		70-130	-		

Lab Duplicate Analysis

Batch Quality Control

Project Name: CFI - FOREST AVE
Project Number: 1047-2

Lab Number: L1020380
Report Date: 01/07/11

Parameter	Native Sample	Duplicate Sample	Units	RPD	Qual	RPD Limits
Petroleum Hydrocarbons in Air - Mansfield Lab Associated sample(s): 01-12 QC Batch ID: WG449336-5 QC Sample: L1020380-05 Client ID: SG-6D						
1,3-Butadiene	ND	ND	ug/m3	NC		30
Methyl tert butyl ether	ND	ND	ug/m3	NC		30
Benzene	ND	ND	ug/m3	NC		30
Toluene	ND	ND	ug/m3	NC		30
C5-C8 Aliphatics, Adjusted	12	29	ug/m3	83	Q	30
Ethylbenzene	ND	ND	ug/m3	NC		30
p/m-Xylene	ND	ND	ug/m3	NC		30
o-Xylene	ND	ND	ug/m3	NC		30
Naphthalene	ND	ND	ug/m3	NC		30
C9-C12 Aliphatics, Adjusted	ND	ND	ug/m3	NC		30
C9-C10 Aromatics Total	ND	ND	ug/m3	NC		30

Lab Duplicate Analysis

Batch Quality Control

Project Name: CFI - FOREST AVE
Project Number: 1047-2

Lab Number: L1020380
Report Date: 01/07/11

Parameter	Native Sample	Duplicate Sample	Units	RPD	RPD Limits
Petroleum Hydrocarbons in Air - Mansfield Lab Associated sample(s): 13-17 QC Batch ID: WG449913-5 QC Sample: L1020384-05 Client ID: DUP Sample					
1,3-Butadiene	ND	ND	ug/m3	NC	30
Methyl tert butyl ether	ND	ND	ug/m3	NC	30
Benzene	ND	ND	ug/m3	NC	30
Toluene	ND	ND	ug/m3	NC	30
C5-C8 Aliphatics, Adjusted	27	16	ug/m3	51 Q	30
Ethylbenzene	ND	ND	ug/m3	NC	30
p/m-Xylene	ND	ND	ug/m3	NC	30
o-Xylene	ND	ND	ug/m3	NC	30
Naphthalene	ND	ND	ug/m3	NC	30
C9-C12 Aliphatics, Adjusted	ND	ND	ug/m3	NC	30
C9-C10 Aromatics Total	ND	ND	ug/m3	NC	30

Canister and Flow Controller Information

Samplenum	Client ID	Media ID	Media Type	Cleaning Batch ID	Initial Pressure (in. Hg)	Pressure on Receipt (in. Hg)	Flow Out mL/min	Flow In mL/min	% RSD
L1020380-01	SG-1S	0301	#90 SV		-	-	200	214	7
L1020380-01	SG-1S	192	2.7L Can	L1019752	-29.3	-2.6	-	-	-
L1020380-02	SG-1D	0021	#30 AMB		-	-	200	205	2
L1020380-02	SG-1D	406	2.7L Can	L1019752	-29.3	-5.1	-	-	-
L1020380-03	SG-4S	0406	#90 SV		-	-	200	208	4
L1020380-03	SG-4S	477	2.7L Can	L1019752	-29.3	-2.1	-	-	-
L1020380-04	SG-6S	0303	#90 SV		-	-	200	213	6
L1020380-04	SG-6S	176	2.7L Can	L1019752	-29.3	-2.5	-	-	-
L1020380-05	SG-6D	0030	#90 SV		-	-	200	204	2
L1020380-05	SG-6D	512	2.7L Can	L1019752	-29.3	-2.5	-	-	-
L1020380-06	SG-7S	0321	#90 SV		-	-	200	204	2
L1020380-06	SG-7S	1734	2.7L Can	L1019752	-29.3	1.3	-	-	-
L1020380-07	SG-8A	0194	#90 SV		-	-	200	182	9
L1020380-07	SG-8A	518	2.7L Can	L1019752	-29.3	-3.6	-	-	-
L1020380-08	SG-9S	0359	#90 SV		-	-	200	203	1
L1020380-08	SG-9S	216	2.7L Can	L1019752	-29.3	2.8	-	-	-
L1020380-09	SG-10S	0074	#20 AMB		-	-	200	206	3



Canister and Flow Controller Information

Samplenum	Client ID	Media ID	Media Type	Cleaning Batch ID	Initial Pressure (in. Hg)	Pressure on Receipt (in. Hg)	Flow Out mL/min	Flow In mL/min	% RSD
L1020380-09	SG-10S	191B	2.7L Can	L1019752	-29.3	-2.5	-	-	-
L1020380-10	SG-10D	0006	#90 SV		-	-	200	165	19
L1020380-10	SG-10D	207	2.7L Can	L1019752	-29.3	-1.8	-	-	-
L1020380-11	SG-12	0358	#16 AMB		-	-	200	200	0
L1020380-11	SG-12	238	2.7L Can	L1019752	-29.3	-1.6	-	-	-
L1020380-12	SG-13S	0059	#90 SV		-	-	200	200	0
L1020380-12	SG-13S	377	2.7L Can	L1019752	-29.3	2.4	-	-	-
L1020380-13	SG-13D	0137	#16 AMB		-	-	200	204	2
L1020380-13	SG-13D	362	2.7L Can	L1019752	-29.3	-2.3	-	-	-
L1020380-14	SG-14S	0045	#90 SV		-	-	200	208	4
L1020380-14	SG-14S	214	2.7L Can	L1019752	-29.3	2.7	-	-	-
L1020380-15	SG-14D	0374	#16 AMB		-	-	200	177	12
L1020380-15	SG-14D	149	2.7L Can	L1019752	-29.3	-1.7	-	-	-
L1020380-16	SG-15	0325	#90 SV		-	-	200	219	9
L1020380-16	SG-15	535	2.7L Can	L1019752	-29.3	-0.1	-	-	-
L1020380-17	BD	0369	#90 SV		-	-	200	198	1
L1020380-17	BD	262	2.7L Can	L1019883	-29.3	-1.4	-	-	-



Air Volatiles Can Certification

Project Name: BATCH CANISTER CERTIFICATION**Lab Number:** L1019752**Project Number:** CANISTER QC BAT**Report Date:** 01/07/11**Air Canister Certification Results**

Lab ID: L1019752-01
 Client ID: CAN 151 SHELF 1
 Sample Location:
 Matrix: Air
 Analytical Method: 48,TO-15
 Analytical Date: 12/15/10 17:37
 Analyst: BS

Date Collected: 12/09/10 00:00
 Date Received: 12/09/10
 Field Prep: Not Specified

Parameter	ppbV			ug/m3			Qualifier	Dilution Factor
	Results	RL	MDL	Results	RL	MDL		
Volatile Organics in Air (Low Level) - Mansfield Lab								
Chlorodifluoromethane	ND	0.200	--	ND	0.707	--		1
Propylene	ND	0.200	--	ND	0.344	--		1
Propane	ND	0.200	--	ND	0.606	--		1
Dichlorodifluoromethane	ND	0.200	--	ND	0.988	--		1
Chloromethane	ND	0.200	--	ND	0.413	--		1
Freon-114	ND	0.200	--	ND	1.40	--		1
Methanol	ND	5.00	--	ND	6.55	--		1
Vinyl chloride	ND	0.200	--	ND	0.511	--		1
1,3-Butadiene	ND	0.200	--	ND	0.442	--		1
Butane	ND	0.200	--	ND	0.475	--		1
Bromomethane	ND	0.200	--	ND	0.776	--		1
Chloroethane	ND	0.200	--	ND	0.527	--		1
Ethanol	ND	2.50	--	ND	4.71	--		1
Dichlorofluoromethane	ND	0.200	--	ND	0.841	--		1
Vinyl bromide	ND	0.200	--	ND	0.874	--		1
Acrolein	ND	0.500	--	ND	1.14	--		1
Acetone	ND	1.00	--	ND	2.37	--		1
Acetonitrile	ND	0.200	--	ND	0.336	--		1
Trichlorofluoromethane	ND	0.200	--	ND	1.12	--		1
Isopropanol	ND	0.500	--	ND	1.23	--		1
Acrylonitrile	ND	0.200	--	ND	0.434	--		1
Pentane	ND	0.200	--	ND	0.590	--		1
Ethyl ether	ND	0.200	--	ND	0.606	--		1
1,1-Dichloroethene	ND	0.200	--	ND	0.792	--		1
Tertiary butyl Alcohol	ND	0.500	--	ND	1.52	--		1



Project Name: BATCH CANISTER CERTIFICATION**Lab Number:** L1019752**Project Number:** CANISTER QC BAT**Report Date:** 01/07/11**Air Canister Certification Results**

Lab ID: L1019752-01

Date Collected: 12/09/10 00:00

Client ID: CAN 151 SHELF 1

Date Received: 12/09/10

Sample Location:

Field Prep: Not Specified

Parameter	ppbV			ug/m3			Qualifier	Dilution Factor
	Results	RL	MDL	Results	RL	MDL		
Volatile Organics in Air (Low Level) - Mansfield Lab								
Methylene chloride	ND	1.00	--	ND	3.47	--		1
3-Chloropropene	ND	0.200	--	ND	0.626	--		1
Carbon disulfide	ND	0.200	--	ND	0.622	--		1
Freon-113	ND	0.200	--	ND	1.53	--		1
trans-1,2-Dichloroethene	ND	0.200	--	ND	0.792	--		1
1,1-Dichloroethane	ND	0.200	--	ND	0.809	--		1
Methyl tert butyl ether	ND	0.200	--	ND	0.720	--		1
Vinyl acetate	ND	0.200	--	ND	0.704	--		1
2-Butanone	ND	0.200	--	ND	0.589	--		1
cis-1,2-Dichloroethene	ND	0.200	--	ND	0.792	--		1
Ethyl Acetate	ND	0.500	--	ND	1.80	--		1
Chloroform	ND	0.200	--	ND	0.976	--		1
Tetrahydrofuran	ND	0.200	--	ND	0.589	--		1
2,2-Dichloropropane	ND	0.200	--	ND	0.923	--		1
1,2-Dichloroethane	ND	0.200	--	ND	0.809	--		1
n-Hexane	ND	0.200	--	ND	0.704	--		1
Diisopropyl ether	ND	0.200	--	ND	0.835	--		1
tert-Butyl Ethyl Ether	ND	0.200	--	ND	0.835	--		1
1,1,1-Trichloroethane	ND	0.200	--	ND	1.09	--		1
1,1-Dichloropropene	ND	0.200	--	ND	0.907	--		1
Benzene	ND	0.200	--	ND	0.638	--		1
Carbon tetrachloride	ND	0.200	--	ND	1.26	--		1
Cyclohexane	ND	0.200	--	ND	0.688	--		1
tert-Amyl Methyl Ether	ND	0.200	--	ND	0.835	--		1
Dibromomethane	ND	0.200	--	ND	1.42	--		1
1,2-Dichloropropane	ND	0.200	--	ND	0.924	--		1
Bromodichloromethane	ND	0.200	--	ND	1.34	--		1
1,4-Dioxane	ND	0.200	--	ND	0.720	--		1



Project Name: BATCH CANISTER CERTIFICATION**Lab Number:** L1019752**Project Number:** CANISTER QC BAT**Report Date:** 01/07/11**Air Canister Certification Results**

Lab ID: L1019752-01

Date Collected: 12/09/10 00:00

Client ID: CAN 151 SHELF 1

Date Received: 12/09/10

Sample Location:

Field Prep: Not Specified

Parameter	ppbV			ug/m3			Qualifier	Dilution Factor
	Results	RL	MDL	Results	RL	MDL		
Volatile Organics in Air (Low Level) - Mansfield Lab								
Trichloroethene	ND	0.200	--	ND	1.07	--		1
2,2,4-Trimethylpentane	ND	0.200	--	ND	0.934	--		1
Heptane	ND	0.200	--	ND	0.819	--		1
2,4,4-trimethyl-1-pentene	ND	0.500	--	ND	2.29	--		1
cis-1,3-Dichloropropene	ND	0.200	--	ND	0.907	--		1
4-Methyl-2-pentanone	ND	0.200	--	ND	0.819	--		1
2,4,4-trimethyl-2-pentene	ND	0.500	--	ND	2.29	--		1
trans-1,3-Dichloropropene	ND	0.200	--	ND	0.907	--		1
1,1,2-Trichloroethane	ND	0.200	--	ND	1.09	--		1
Toluene	ND	0.200	--	ND	0.753	--		1
1,3-Dichloropropane	ND	0.200	--	ND	0.923	--		1
2-Hexanone	ND	0.200	--	ND	0.819	--		1
Dibromochloromethane	ND	0.200	--	ND	1.70	--		1
1,2-Dibromoethane	ND	0.200	--	ND	1.54	--		1
Butyl acetate	ND	0.500	--	ND	2.37	--		1
Octane	ND	0.200	--	ND	0.934	--		1
Tetrachloroethene	ND	0.200	--	ND	1.36	--		1
1,1,1,2-Tetrachloroethane	ND	0.200	--	ND	1.37	--		1
Chlorobenzene	ND	0.200	--	ND	0.920	--		1
Ethylbenzene	ND	0.200	--	ND	0.868	--		1
p/m-Xylene	ND	0.400	--	ND	1.74	--		1
Bromoform	ND	0.200	--	ND	2.06	--		1
Styrene	ND	0.200	--	ND	0.851	--		1
1,1,2,2-Tetrachloroethane	ND	0.200	--	ND	1.37	--		1
o-Xylene	ND	0.200	--	ND	0.868	--		1
1,2,3-Trichloropropane	ND	0.200	--	ND	1.20	--		1
Nonane	ND	0.200	--	ND	1.05	--		1
Isopropylbenzene	ND	0.200	--	ND	0.982	--		1



Project Name: BATCH CANISTER CERTIFICATION**Lab Number:** L1019752**Project Number:** CANISTER QC BAT**Report Date:** 01/07/11**Air Canister Certification Results**

Lab ID: L1019752-01

Date Collected: 12/09/10 00:00

Client ID: CAN 151 SHELF 1

Date Received: 12/09/10

Sample Location:

Field Prep: Not Specified

Parameter	ppbV			ug/m3			Qualifier	Dilution Factor
	Results	RL	MDL	Results	RL	MDL		
Volatile Organics in Air (Low Level) - Mansfield Lab								
Bromobenzene	ND	0.200	--	ND	1.28	--		1
2-Chlorotoluene	ND	0.200	--	ND	1.03	--		1
n-Propylbenzene	ND	0.200	--	ND	0.982	--		1
4-Chlorotoluene	ND	0.200	--	ND	1.03	--		1
4-Ethyltoluene	ND	0.200	--	ND	0.982	--		1
1,3,5-Trimethylbenzene	ND	0.200	--	ND	0.982	--		1
tert-Butylbenzene	ND	0.200	--	ND	1.10	--		1
1,2,4-Trimethylbenzene	ND	0.200	--	ND	0.982	--		1
Decane	ND	0.200	--	ND	1.16	--		1
Benzyl chloride	ND	0.200	--	ND	1.03	--		1
1,3-Dichlorobenzene	ND	0.200	--	ND	1.20	--		1
1,4-Dichlorobenzene	ND	0.200	--	ND	1.20	--		1
sec-Butylbenzene	ND	0.200	--	ND	1.10	--		1
p-Isopropyltoluene	ND	0.200	--	ND	1.10	--		1
1,2-Dichlorobenzene	ND	0.200	--	ND	1.20	--		1
n-Butylbenzene	ND	0.200	--	ND	1.10	--		1
1,2-Dibromo-3-chloropropane	ND	0.200	--	ND	1.93	--		1
Undecane	ND	0.200	--	ND	1.28	--		1
Dodecane	ND	0.200	--	ND	1.39	--		1
1,2,4-Trichlorobenzene	ND	0.200	--	ND	1.48	--		1
Naphthalene	ND	0.200	--	ND	1.05	--		1
1,2,3-Trichlorobenzene	ND	0.200	--	ND	1.48	--		1
Hexachlorobutadiene	ND	0.200	--	ND	2.13	--		1



Project Name: BATCH CANISTER CERTIFICATION**Lab Number:** L1019752**Project Number:** CANISTER QC BAT**Report Date:** 01/07/11**Air Canister Certification Results**

Lab ID: L1019752-01

Date Collected: 12/09/10 00:00

Client ID: CAN 151 SHELF 1

Date Received: 12/09/10

Sample Location:

Field Prep: Not Specified

Parameter	ppbV			ug/m3			Qualifier	Dilution Factor
	Results	RL	MDL	Results	RL	MDL		
Volatile Organics in Air (Low Level) - Mansfield Lab								

Internal Standard	% Recovery	Qualifier	Acceptance Criteria
1,4-Difluorobenzene	85		60-140
Bromochloromethane	88		60-140
chlorobenzene-d5	104		60-140



Project Name: BATCH CANISTER CERTIFICATION**Lab Number:** L1019752**Project Number:** CANISTER QC BAT**Report Date:** 01/07/11**Air Canister Certification Results**

Lab ID: L1019752-01
 Client ID: CAN 151 SHELF 1
 Sample Location:
 Matrix: Air
 Analytical Method: 48,TO-15-SIM
 Analytical Date: 12/14/10 19:13
 Analyst: RY

Date Collected: 12/09/10 00:00
 Date Received: 12/09/10
 Field Prep: Not Specified

Parameter	ppbV			ug/m3			Qualifier	Dilution Factor
	Results	RL	MDL	Results	RL	MDL		
Volatile Organics in Air by SIM - Mansfield Lab								
Dichlorodifluoromethane	ND	0.050	--	ND	0.247	--		1
Chloromethane	ND	0.500	--	ND	1.03	--		1
Freon-114	ND	0.050	--	ND	0.349	--		1
Vinyl chloride	ND	0.020	--	ND	0.051	--		1
1,3-Butadiene	ND	0.020	--	ND	0.044	--		1
Bromomethane	ND	0.020	--	ND	0.078	--		1
Chloroethane	ND	0.020	--	ND	0.053	--		1
Acetone	ND	2.00	--	ND	4.75	--		1
Trichlorofluoromethane	ND	0.050	--	ND	0.281	--		1
Acrylonitrile	ND	0.500	--	ND	1.08	--		1
1,1-Dichloroethene	ND	0.020	--	ND	0.079	--		1
Methylene chloride	ND	1.00	--	ND	3.47	--		1
Freon-113	ND	0.050	--	ND	0.383	--		1
Halothane	ND	0.050	--	ND	0.403	--		1
trans-1,2-Dichloroethene	ND	0.020	--	ND	0.079	--		1
1,1-Dichloroethane	ND	0.020	--	ND	0.081	--		1
Methyl tert butyl ether	ND	0.020	--	ND	0.072	--		1
2-Butanone	ND	0.500	--	ND	1.47	--		1
cis-1,2-Dichloroethene	ND	0.020	--	ND	0.079	--		1
Chloroform	ND	0.020	--	ND	0.098	--		1
1,2-Dichloroethane	ND	0.020	--	ND	0.081	--		1
1,1,1-Trichloroethane	ND	0.020	--	ND	0.109	--		1
Benzene	ND	0.100	--	ND	0.319	--		1
Carbon tetrachloride	ND	0.020	--	ND	0.126	--		1
1,2-Dichloropropane	ND	0.020	--	ND	0.092	--		1



Project Name: BATCH CANISTER CERTIFICATION**Lab Number:** L1019752**Project Number:** CANISTER QC BAT**Report Date:** 01/07/11**Air Canister Certification Results**

Lab ID: L1019752-01

Date Collected: 12/09/10 00:00

Client ID: CAN 151 SHELF 1

Date Received: 12/09/10

Sample Location:

Field Prep: Not Specified

Parameter	ppbV			ug/m3			Qualifier	Dilution Factor
	Results	RL	MDL	Results	RL	MDL		
Volatile Organics in Air by SIM - Mansfield Lab								
Bromodichloromethane	ND	0.020	--	ND	0.134	--		1
1,4-Dioxane	ND	0.100	--	ND	0.360	--		1
Trichloroethene	ND	0.020	--	ND	0.107	--		1
cis-1,3-Dichloropropene	ND	0.020	--	ND	0.091	--		1
4-Methyl-2-pentanone	ND	0.500	--	ND	2.05	--		1
trans-1,3-Dichloropropene	ND	0.020	--	ND	0.091	--		1
1,1,2-Trichloroethane	ND	0.020	--	ND	0.109	--		1
Toluene	ND	0.050	--	ND	0.188	--		1
Dibromochloromethane	ND	0.020	--	ND	0.170	--		1
1,2-Dibromoethane	ND	0.020	--	ND	0.154	--		1
Tetrachloroethene	ND	0.020	--	ND	0.136	--		1
1,1,1,2-Tetrachloroethane	ND	0.020	--	ND	0.137	--		1
Chlorobenzene	ND	0.020	--	ND	0.092	--		1
Ethylbenzene	ND	0.020	--	ND	0.087	--		1
p/m-Xylene	ND	0.040	--	ND	0.174	--		1
Bromoform	ND	0.020	--	ND	0.206	--		1
Styrene	ND	0.020	--	ND	0.085	--		1
1,1,2,2-Tetrachloroethane	ND	0.020	--	ND	0.137	--		1
o-Xylene	ND	0.020	--	ND	0.087	--		1
Isopropylbenzene	ND	0.500	--	ND	2.46	--		1
1,3,5-Trimethylbenzene	ND	0.020	--	ND	0.098	--		1
1,2,4-Trimethylbenzene	ND	0.020	--	ND	0.098	--		1
1,3-Dichlorobenzene	ND	0.020	--	ND	0.120	--		1
1,4-Dichlorobenzene	ND	0.020	--	ND	0.120	--		1
sec-Butylbenzene	ND	0.500	--	ND	2.74	--		1
p-Isopropyltoluene	ND	0.500	--	ND	2.74	--		1
1,2-Dichlorobenzene	ND	0.020	--	ND	0.120	--		1
n-Butylbenzene	ND	0.500	--	ND	2.74	--		1



Project Name: BATCH CANISTER CERTIFICATION**Lab Number:** L1019752**Project Number:** CANISTER QC BAT**Report Date:** 01/07/11**Air Canister Certification Results**

Lab ID: L1019752-01

Date Collected: 12/09/10 00:00

Client ID: CAN 151 SHELF 1

Date Received: 12/09/10

Sample Location:

Field Prep: Not Specified

Parameter	ppbV			ug/m3			Qualifier	Dilution Factor
	Results	RL	MDL	Results	RL	MDL		
Volatile Organics in Air by SIM - Mansfield Lab								
1,2,4-Trichlorobenzene	ND	0.050	--	ND	0.371	--		1
Naphthalene	ND	0.050	--	ND	0.262	--		1
1,2,3-Trichlorobenzene	ND	0.050	--	ND	0.371	--		1
Hexachlorobutadiene	ND	0.050	--	ND	0.533	--		1



Project Name: BATCH CANISTER CERTIFICATION**Lab Number:** L1019752**Project Number:** CANISTER QC BAT**Report Date:** 01/07/11**Air Canister Certification Results**

Lab ID: L1019752-01

Date Collected: 12/09/10 00:00

Client ID: CAN 151 SHELF 1

Date Received: 12/09/10

Sample Location:

Field Prep: Not Specified

Parameter	ppbV			ug/m3			Qualifier	Dilution Factor
	Results	RL	MDL	Results	RL	MDL		
Volatile Organics in Air by SIM - Mansfield Lab								

Internal Standard	% Recovery	Qualifier	Acceptance Criteria
1,4-difluorobenzene	111		60-140
bromochloromethane	111		60-140
chlorobenzene-d5	101		60-140



Project Name: BATCH CANISTER CERTIFICATION**Lab Number:** L1019883**Project Number:** CANISTER QC BAT**Report Date:** 01/07/11**Air Canister Certification Results**

Lab ID: L1019883-01
 Client ID: CAN 393 SHELF 3
 Sample Location:
 Matrix: Air
 Analytical Method: 48,TO-15
 Analytical Date: 12/15/10 18:16
 Analyst: BS

Date Collected: 12/13/10 00:00
 Date Received: 12/13/10
 Field Prep: Not Specified

Parameter	ppbV			ug/m3			Qualifier	Dilution Factor
	Results	RL	MDL	Results	RL	MDL		
Volatile Organics in Air (Low Level) - Mansfield Lab								
Chlorodifluoromethane	ND	0.200	--	ND	0.707	--		1
Propylene	ND	0.200	--	ND	0.344	--		1
Propane	ND	0.200	--	ND	0.606	--		1
Dichlorodifluoromethane	ND	0.200	--	ND	0.988	--		1
Chloromethane	ND	0.200	--	ND	0.413	--		1
Freon-114	ND	0.200	--	ND	1.40	--		1
Methanol	ND	5.00	--	ND	6.55	--		1
Vinyl chloride	ND	0.200	--	ND	0.511	--		1
1,3-Butadiene	ND	0.200	--	ND	0.442	--		1
Butane	ND	0.200	--	ND	0.475	--		1
Bromomethane	ND	0.200	--	ND	0.776	--		1
Chloroethane	ND	0.200	--	ND	0.527	--		1
Ethanol	ND	2.50	--	ND	4.71	--		1
Dichlorofluoromethane	ND	0.200	--	ND	0.841	--		1
Vinyl bromide	ND	0.200	--	ND	0.874	--		1
Acrolein	ND	0.500	--	ND	1.14	--		1
Acetone	ND	1.00	--	ND	2.37	--		1
Acetonitrile	ND	0.200	--	ND	0.336	--		1
Trichlorofluoromethane	ND	0.200	--	ND	1.12	--		1
Isopropanol	ND	0.500	--	ND	1.23	--		1
Acrylonitrile	ND	0.200	--	ND	0.434	--		1
Pentane	ND	0.200	--	ND	0.590	--		1
Ethyl ether	ND	0.200	--	ND	0.606	--		1
1,1-Dichloroethene	ND	0.200	--	ND	0.792	--		1
Tertiary butyl Alcohol	ND	0.500	--	ND	1.52	--		1



Project Name: BATCH CANISTER CERTIFICATION**Lab Number:** L1019883**Project Number:** CANISTER QC BAT**Report Date:** 01/07/11**Air Canister Certification Results**

Lab ID: L1019883-01

Date Collected: 12/13/10 00:00

Client ID: CAN 393 SHELF 3

Date Received: 12/13/10

Sample Location:

Field Prep: Not Specified

Parameter	ppbV			ug/m3			Qualifier	Dilution Factor
	Results	RL	MDL	Results	RL	MDL		
Volatile Organics in Air (Low Level) - Mansfield Lab								
Methylene chloride	ND	1.00	--	ND	3.47	--		1
3-Chloropropene	ND	0.200	--	ND	0.626	--		1
Carbon disulfide	ND	0.200	--	ND	0.622	--		1
Freon-113	ND	0.200	--	ND	1.53	--		1
trans-1,2-Dichloroethene	ND	0.200	--	ND	0.792	--		1
1,1-Dichloroethane	ND	0.200	--	ND	0.809	--		1
Methyl tert butyl ether	ND	0.200	--	ND	0.720	--		1
Vinyl acetate	ND	0.200	--	ND	0.704	--		1
2-Butanone	ND	0.200	--	ND	0.589	--		1
cis-1,2-Dichloroethene	ND	0.200	--	ND	0.792	--		1
Ethyl Acetate	ND	0.500	--	ND	1.80	--		1
Chloroform	ND	0.200	--	ND	0.976	--		1
Tetrahydrofuran	ND	0.200	--	ND	0.589	--		1
2,2-Dichloropropane	ND	0.200	--	ND	0.923	--		1
1,2-Dichloroethane	ND	0.200	--	ND	0.809	--		1
n-Hexane	ND	0.200	--	ND	0.704	--		1
Diisopropyl ether	ND	0.200	--	ND	0.835	--		1
tert-Butyl Ethyl Ether	ND	0.200	--	ND	0.835	--		1
1,1,1-Trichloroethane	ND	0.200	--	ND	1.09	--		1
1,1-Dichloropropene	ND	0.200	--	ND	0.907	--		1
Benzene	ND	0.200	--	ND	0.638	--		1
Carbon tetrachloride	ND	0.200	--	ND	1.26	--		1
Cyclohexane	ND	0.200	--	ND	0.688	--		1
tert-Amyl Methyl Ether	ND	0.200	--	ND	0.835	--		1
Dibromomethane	ND	0.200	--	ND	1.42	--		1
1,2-Dichloropropane	ND	0.200	--	ND	0.924	--		1
Bromodichloromethane	ND	0.200	--	ND	1.34	--		1
1,4-Dioxane	ND	0.200	--	ND	0.720	--		1



Project Name: BATCH CANISTER CERTIFICATION**Lab Number:** L1019883**Project Number:** CANISTER QC BAT**Report Date:** 01/07/11**Air Canister Certification Results**

Lab ID: L1019883-01

Date Collected: 12/13/10 00:00

Client ID: CAN 393 SHELF 3

Date Received: 12/13/10

Sample Location:

Field Prep: Not Specified

Parameter	ppbV			ug/m3			Qualifier	Dilution Factor
	Results	RL	MDL	Results	RL	MDL		
Volatile Organics in Air (Low Level) - Mansfield Lab								
Trichloroethene	ND	0.200	--	ND	1.07	--		1
2,2,4-Trimethylpentane	ND	0.200	--	ND	0.934	--		1
Heptane	ND	0.200	--	ND	0.819	--		1
2,4,4-trimethyl-1-pentene	ND	0.500	--	ND	2.29	--		1
cis-1,3-Dichloropropene	ND	0.200	--	ND	0.907	--		1
4-Methyl-2-pentanone	ND	0.200	--	ND	0.819	--		1
2,4,4-trimethyl-2-pentene	ND	0.500	--	ND	2.29	--		1
trans-1,3-Dichloropropene	ND	0.200	--	ND	0.907	--		1
1,1,2-Trichloroethane	ND	0.200	--	ND	1.09	--		1
Toluene	ND	0.200	--	ND	0.753	--		1
1,3-Dichloropropane	ND	0.200	--	ND	0.923	--		1
2-Hexanone	ND	0.200	--	ND	0.819	--		1
Dibromochloromethane	ND	0.200	--	ND	1.70	--		1
1,2-Dibromoethane	ND	0.200	--	ND	1.54	--		1
Butyl acetate	ND	0.500	--	ND	2.37	--		1
Octane	ND	0.200	--	ND	0.934	--		1
Tetrachloroethene	ND	0.200	--	ND	1.36	--		1
1,1,1,2-Tetrachloroethane	ND	0.200	--	ND	1.37	--		1
Chlorobenzene	ND	0.200	--	ND	0.920	--		1
Ethylbenzene	ND	0.200	--	ND	0.868	--		1
p/m-Xylene	ND	0.400	--	ND	1.74	--		1
Bromoform	ND	0.200	--	ND	2.06	--		1
Styrene	ND	0.200	--	ND	0.851	--		1
1,1,2,2-Tetrachloroethane	ND	0.200	--	ND	1.37	--		1
o-Xylene	ND	0.200	--	ND	0.868	--		1
1,2,3-Trichloropropane	ND	0.200	--	ND	1.20	--		1
Nonane	ND	0.200	--	ND	1.05	--		1
Isopropylbenzene	ND	0.200	--	ND	0.982	--		1



Project Name: BATCH CANISTER CERTIFICATION**Lab Number:** L1019883**Project Number:** CANISTER QC BAT**Report Date:** 01/07/11**Air Canister Certification Results**

Lab ID: L1019883-01

Date Collected: 12/13/10 00:00

Client ID: CAN 393 SHELF 3

Date Received: 12/13/10

Sample Location:

Field Prep: Not Specified

Parameter	ppbV			ug/m3			Qualifier	Dilution Factor
	Results	RL	MDL	Results	RL	MDL		
Volatile Organics in Air (Low Level) - Mansfield Lab								
Bromobenzene	ND	0.200	--	ND	1.28	--		1
2-Chlorotoluene	ND	0.200	--	ND	1.03	--		1
n-Propylbenzene	ND	0.200	--	ND	0.982	--		1
4-Chlorotoluene	ND	0.200	--	ND	1.03	--		1
4-Ethyltoluene	ND	0.200	--	ND	0.982	--		1
1,3,5-Trimethylbenzene	ND	0.200	--	ND	0.982	--		1
tert-Butylbenzene	ND	0.200	--	ND	1.10	--		1
1,2,4-Trimethylbenzene	ND	0.200	--	ND	0.982	--		1
Decane	ND	0.200	--	ND	1.16	--		1
Benzyl chloride	ND	0.200	--	ND	1.03	--		1
1,3-Dichlorobenzene	ND	0.200	--	ND	1.20	--		1
1,4-Dichlorobenzene	ND	0.200	--	ND	1.20	--		1
sec-Butylbenzene	ND	0.200	--	ND	1.10	--		1
p-Isopropyltoluene	ND	0.200	--	ND	1.10	--		1
1,2-Dichlorobenzene	ND	0.200	--	ND	1.20	--		1
n-Butylbenzene	ND	0.200	--	ND	1.10	--		1
1,2-Dibromo-3-chloropropane	ND	0.200	--	ND	1.93	--		1
Undecane	ND	0.200	--	ND	1.28	--		1
Dodecane	ND	0.200	--	ND	1.39	--		1
1,2,4-Trichlorobenzene	ND	0.200	--	ND	1.48	--		1
Naphthalene	ND	0.200	--	ND	1.05	--		1
1,2,3-Trichlorobenzene	ND	0.200	--	ND	1.48	--		1
Hexachlorobutadiene	ND	0.200	--	ND	2.13	--		1



Project Name: BATCH CANISTER CERTIFICATION**Lab Number:** L1019883**Project Number:** CANISTER QC BAT**Report Date:** 01/07/11**Air Canister Certification Results**

Lab ID: L1019883-01

Date Collected: 12/13/10 00:00

Client ID: CAN 393 SHELF 3

Date Received: 12/13/10

Sample Location:

Field Prep: Not Specified

Parameter	ppbV			ug/m3			Qualifier	Dilution Factor
	Results	RL	MDL	Results	RL	MDL		
Volatile Organics in Air (Low Level) - Mansfield Lab								

Internal Standard	% Recovery	Qualifier	Acceptance Criteria
1,4-Difluorobenzene	85		60-140
Bromochloromethane	89		60-140
chlorobenzene-d5	101		60-140



AIR Petro Can Certification

Project Name: BATCH CANISTER CERTIFICATION**Lab Number:** L1019752**Project Number:** CANISTER QC BAT**Report Date:** 01/07/11**AIR CAN CERTIFICATION RESULTS**

Lab ID: L1019752-01
Client ID: CAN 151 SHELF 1
Sample Location: Not Specified
Matrix: Air
Analytical Method: 96,APH
Analytical Date: 12/13/10 21:18
Analyst: BS

Date Collected: 12/09/10 00:00
Date Received: 12/09/10
Field Prep: Not Specified

Parameter	Result	Qualifier	Units	RL	MDL	Dilution Factor
Petroleum Hydrocarbons in Air - Mansfield Lab						
1,3-Butadiene	ND		ug/m3	2.0	--	1
Methyl tert butyl ether	ND		ug/m3	2.0	--	1
Benzene	ND		ug/m3	2.0	--	1
Toluene	ND		ug/m3	2.0	--	1
C5-C8 Aliphatics, Adjusted	ND		ug/m3	12	--	1
Ethylbenzene	ND		ug/m3	2.0	--	1
p/m-Xylene	ND		ug/m3	4.0	--	1
o-Xylene	ND		ug/m3	2.0	--	1
Naphthalene	ND		ug/m3	2.0	--	1
C9-C12 Aliphatics, Adjusted	ND		ug/m3	14	--	1
C9-C10 Aromatics Total	ND		ug/m3	10	--	1

Project Name: BATCH CANISTER CERTIFICATION**Lab Number:** L1019883**Project Number:** CANISTER QC BAT**Report Date:** 01/07/11**AIR CAN CERTIFICATION RESULTS**

Lab ID: L1019883-01
Client ID: CAN 393 SHELF 3
Sample Location: Not Specified
Matrix: Air
Analytical Method: 96,APH
Analytical Date: 12/16/10 14:34
Analyst: RY

Date Collected: 12/13/10 00:00
Date Received: 12/13/10
Field Prep: Not Specified

Parameter	Result	Qualifier	Units	RL	MDL	Dilution Factor
Petroleum Hydrocarbons in Air - Mansfield Lab						
1,3-Butadiene	ND		ug/m3	2.0	--	1
Methyl tert butyl ether	ND		ug/m3	2.0	--	1
Benzene	ND		ug/m3	2.0	--	1
Toluene	ND		ug/m3	2.0	--	1
C5-C8 Aliphatics, Adjusted	ND		ug/m3	12	--	1
Ethylbenzene	ND		ug/m3	2.0	--	1
p/m-Xylene	ND		ug/m3	4.0	--	1
o-Xylene	ND		ug/m3	2.0	--	1
Naphthalene	ND		ug/m3	2.0	--	1
C9-C12 Aliphatics, Adjusted	ND		ug/m3	14	--	1
C9-C10 Aromatics Total	ND		ug/m3	10	--	1

Project Name: CFI - FOREST AVE

Lab Number: L1020380

Project Number: 1047-2

Report Date: 01/07/11

Sample Receipt and Container Information

Were project specific reporting limits specified? YES

Reagent H2O Preserved Vials Frozen on: NA

Cooler Information Custody Seal

Cooler

N/A Present/Intact

Container Information

Container ID	Container Type	Cooler	pH	Temp deg C	Pres	Seal	Analysis(*)
L1020380-01A	Canister - 2.7 Liter	N/A	N/A		Y	Present/Intact	APH-10(30),FIXGAS(30),TO15-LL(30)
L1020380-02A	Canister - 2.7 Liter	N/A	N/A		Y	Present/Intact	APH-10(30),FIXGAS(30),TO15-LL(30)
L1020380-03A	Canister - 2.7 Liter	N/A	N/A		Y	Present/Intact	APH-10(30),FIXGAS(30),TO15-LL(30)
L1020380-04A	Canister - 2.7 Liter	N/A	N/A		Y	Present/Intact	APH-10(30),FIXGAS(30),TO15-LL(30)
L1020380-05A	Canister - 2.7 Liter	N/A	N/A		Y	Present/Intact	APH-10(30),FIXGAS(30),TO15-LL(30)
L1020380-06A	Canister - 2.7 Liter	N/A	N/A		Y	Present/Intact	APH-10(30),FIXGAS(30),TO15-LL(30)
L1020380-07A	Canister - 2.7 Liter	N/A	N/A		Y	Present/Intact	APH-10(30),FIXGAS(30),TO15-LL(30)
L1020380-08A	Canister - 2.7 Liter	N/A	N/A		Y	Present/Intact	APH-10(30),FIXGAS(30),TO15-LL(30)
L1020380-09A	Canister - 2.7 Liter	N/A	N/A		Y	Present/Intact	APH-10(30),FIXGAS(30),TO15-LL(30)
L1020380-10A	Canister - 2.7 Liter	N/A	N/A		Y	Present/Intact	APH-10(30),FIXGAS(30),TO15-LL(30)
L1020380-11A	Canister - 2.7 Liter	N/A	N/A		Y	Present/Intact	APH-10(30),FIXGAS(30),TO15-LL(30)
L1020380-12A	Canister - 2.7 Liter	N/A	N/A		Y	Present/Intact	APH-10(30),FIXGAS(30),TO15-LL(30)
L1020380-13A	Canister - 2.7 Liter	N/A	N/A		Y	Present/Intact	APH-10(30),FIXGAS(30),TO15-LL(30)
L1020380-14A	Canister - 2.7 Liter	N/A	N/A		Y	Present/Intact	APH-10(30),FIXGAS(30),TO15-LL(30)
L1020380-15A	Canister - 2.7 Liter	N/A	N/A		Y	Present/Intact	APH-10(30),FIXGAS(30),TO15-LL(30)
L1020380-16A	Canister - 2.7 Liter	N/A	N/A		Y	Present/Intact	APH-10(30),FIXGAS(30),TO15-LL(30)
L1020380-17A	Canister - 2.7 Liter	N/A	N/A		Y	Present/Intact	APH-10(30),FIXGAS(30),TO15-LL(30)

*Values in parentheses indicate holding time in days



Project Name: CFI - FOREST AVE
Project Number: 1047-2

Lab Number: L1020380
Report Date: 01/07/11

GLOSSARY

Acronyms

- EPA** - Environmental Protection Agency.
- LCS** - Laboratory Control Sample: A sample matrix, free from the analytes of interest, spiked with verified known amounts of analytes or a material containing known and verified amounts of analytes.
- LCS D** - Laboratory Control Sample Duplicate: Refer to LCS.
- MDL** - Method Detection Limit: This value represents the level to which target analyte concentrations are reported as estimated values, when those target analyte concentrations are quantified below the reporting limit (RL). The MDL includes any adjustments from dilutions, concentrations or moisture content, where applicable.
- MS** - Matrix Spike Sample: A sample prepared by adding a known mass of target analyte to a specified amount of matrix sample for which an independent estimate of target analyte concentration is available.
- MS D** - Matrix Spike Sample Duplicate: Refer to MS.
- NA** - Not Applicable.
- NC** - Not Calculated: Term is utilized when one or more of the results utilized in the calculation are non-detect at the parameter's reporting unit.
- NI** - Not Ignitable.
- RL** - Reporting Limit: The value at which an instrument can accurately measure an analyte at a specific concentration. The RL includes any adjustments from dilutions, concentrations or moisture content, where applicable.
- RPD** - Relative Percent Difference: The results from matrix and/or matrix spike duplicates are primarily designed to assess the precision of analytical results in a given matrix and are expressed as relative percent difference (RPD). Values which are less than five times the reporting limit for any individual parameter are evaluated by utilizing the absolute difference between the values; although the RPD value will be provided in the report.

Terms

Analytical Method: Both the document from which the method originates and the analytical reference method. (Example: EPA 8260B is shown as 1,8260B.) The codes for the reference method documents are provided in the References section of the Addendum.

Data Qualifiers

- A** - Spectra identified as "Aldol Condensation Product".
- B** - The analyte was detected above the reporting limit in the associated method blank. Flag only applies to associated field samples that have detectable concentrations of the analyte at less than five times (5x) the concentration found in the blank. For MCP-related projects, flag only applies to associated field samples that have detectable concentrations of the analyte at less than ten times (10x) the concentration found in the blank. For DOD-related projects, flag only applies to associated field samples that have detectable concentrations of the analyte at less than ten times (10x) the concentration found in the blank AND the analyte was detected above one-half the reporting limit (or above the reporting limit for common lab contaminants) in the associated method blank.
- D** - Concentration of analyte was quantified from diluted analysis. Flag only applies to field samples that have detectable concentrations of the analyte.
- E** - Concentration of analyte exceeds the range of the calibration curve and/or linear range of the instrument.
- H** - The analysis of pH was performed beyond the regulatory-required holding time of 15 minutes from the time of sample collection.
- I** - The RPD between the results for the two columns exceeds the method-specified criteria; however, the lower value has been reported due to obvious interference.
- P** - The RPD between the results for the two columns exceeds the method-specified criteria.
- Q** - The quality control sample exceeds the associated acceptance criteria. Note: This flag is not applicable for matrix spike recoveries when the sample concentration is greater than 4x the spike added or for batch duplicate RPD when the sample concentrations are less than 5x the RL. (Metals only.)
- R** - Analytical results are from sample re-analysis.

Report Format: Data Usability Report



Project Name: CFI - FOREST AVE

Lab Number: L1020380

Project Number: 1047-2

Report Date: 01/07/11

Data Qualifiers

RE - Analytical results are from sample re-extraction.

J - Estimated value. This represents an estimated concentration for Tentatively Identified Compounds (TICs).

ND - Not detected at the reporting limit (RL) for the sample.

Project Name: CFI - FOREST AVE
Project Number: 1047-2

Lab Number: L1020380
Report Date: 01/07/11

REFERENCES

- 48 Compendium of Methods for the Determination of Toxic Organic Compounds in Ambient Air. Second Edition. EPA/625/R-96/010b, January 1999.
- 51 Determination of Carbon Dioxide, Methane, Nitrogen and Oxygen from Stationary Sources. Method 3C. Appendix A, Part 60, 40 CFR (Code of Federal Regulations). June 20, 1996.
- 96 Method for the Determination of Air-Phase Petroleum Hydrocarbons (APH), MassDEP, December 2009, Revision 1 with QC Requirements & Performance Standards for the Analysis of APH by GC/MS under the Massachusetts Contingency Plan, WSC-CAM-IXA, July 2010.

LIMITATION OF LIABILITIES

Alpha Analytical performs services with reasonable care and diligence normal to the analytical testing laboratory industry. In the event of an error, the sole and exclusive responsibility of Alpha Analytical shall be to re-perform the work at it's own expense. In no event shall Alpha Analytical be held liable for any incidental, consequential or special damages, including but not limited to, damages in any way connected with the use of, interpretation of, information or analysis provided by Alpha Analytical.

We strongly urge our clients to comply with EPA protocol regarding sample volume, preservation, cooling, containers, sampling procedures, holding time and splitting of samples in the field.



Certificate/Approval Program Summary

Last revised July 19, 2010 – Mansfield Facility

The following list includes only those analytes/methods for which certification/approval is currently held. For a complete listing of analytes for the referenced methods, please contact your Alpha Customer Service Representative.

Connecticut Department of Public Health Certificate/Lab ID: PH-0141.

Wastewater/Non-Potable Water (Inorganic Parameters: pH, Turbidity, Conductivity, Alkalinity, Aluminum, Antimony, Arsenic, Barium, Beryllium, Boron, Cadmium, Calcium, Chromium, Cobalt, Copper, Iron, Lead, Magnesium, Manganese, Mercury, Molybdenum, Nickel, Potassium, Selenium, Silver, Sodium, Strontium, Thallium, Tin, Vanadium, Zinc, Total Residue (Solids), Total Suspended Solids (non-filterable), Total Cyanide. Organic Parameters: PCBs, Organochlorine Pesticides, Technical Chlordane, Toxaphene, Acid Extractables, Benzidines, Phthalate Esters, Nitrosamines, Nitroaromatics & Isophorone, PAHs, Haloethers, Chlorinated Hydrocarbons, Volatile Organics.)

Solid Waste/Soil (Inorganic Parameters: pH, Aluminum, Antimony, Arsenic, Barium, Beryllium, Cadmium, Calcium, Chromium, Hexavalent Chromium, Cobalt, Copper, Iron, Lead, Magnesium, Manganese, Mercury, Molybdenum, Nickel, Potassium, Selenium, Silver, Sodium, Thallium, Vanadium, Zinc, Total Organic Carbon, Total Cyanide, Corrosivity, TCLP 1311. Organic Parameters: PCBs, Organochlorine Pesticides, Technical Chlordane, Toxaphene, Volatile Organics, Acid Extractables, Benzidines, Phthalates, Nitrosamines, Nitroaromatics & Cyclic Ketones, PAHs, Haloethers, Chlorinated Hydrocarbons.)

Florida Department of Health Certificate/Lab ID: E87814. *NELAP Accredited.*

Non-Potable Water (Inorganic Parameters: SM2320B, EPA 120.1, SM2510B, EPA 245.1, EPA 150.1, EPA 160.2, SM2540D, EPA 335.2, SM2540G, EPA 180.1. Organic Parameters: EPA 625, 608.)

Solid & Chemical Materials (Inorganic Parameters: 6020, 7470, 7471, 9045, 9014. Organic Parameters: EPA 8260, 8270, 8082, 8081.)

Air & Emissions (EPA TO-15.)

Louisiana Department of Environmental Quality Certificate/Lab ID: 03090. *NELAP Accredited.*

Non-Potable Water (Inorganic Parameters: EPA 120.1, 150.1, 160.2, 180.1, 200.8, 245.1, 310.1, 335.2, 608, 625, 1631, 3010, 3015, 3020, 6020, 9010, 9014, 9040, SM2320B, 2510B, 2540D, 2540G, 4500CN-E, 4500H-B, Organic Parameters: EPA 3510, 3580, 3630, 3640, 3660, 3665, 5030, 8015 (mod), 3570, 8081, 8082, 8260, 8270,)

Solid & Chemical Materials (Inorganic Parameters: 6020, 7196, 7470, 7471, 7474, 9010, 9014, 9040, 9045, 9060. Organic Parameters: EPA 8015 (mod), EPA 3570, 1311, 3050, 3051, 3060, 3580, 3630, 3640, 3660, 3665, 5035, 8081, 8082, 8260, 8270.)

Biological Tissue (Inorganic Parameters: EPA 6020. Organic Parameters: EPA 3570, 3510, 3610, 3630, 3640, 8270.)

Massachusetts Department of Environmental Protection Certificate/Lab ID: M-MA030.

Non-Potable Water (Inorganic Parameters: SM4500H+B. Organic Parameters: EPA 624.)

New Hampshire Department of Environmental Services Certificate/Lab ID: 2206. *NELAP Accredited.*

Non-Potable Water (Inorganic Parameters: EPA 200.8, 245.1, 1631E, 120.1, 150.1, 180.1, 310.1, 335.2, 160.2, SM2540D, 2540G, 4500CN-E, 4500H+B, 2320B, 2510B. Organic Parameters: EPA 625, 608.)

New Jersey Department of Environmental Protection Certificate/Lab ID: MA015. *NELAP Accredited.*

Non-Potable Water (Inorganic Parameters: SW-846 1312, 3010, 3020A, 3015, 6020, SM2320B, EPA 200.8, SM2540C, 2540D, 2540G, EPA 120.1, SM2510B, EPA 180.1, 245.1, 1631E, SW-846 9040B, 6020, 9010B, 9014 Organic Parameters: EPA 608, 625, SW-846 3510C, 3580A, 5030B, 3035L, 5035H, 3630C, 3640A, 3660B, 3665A, 8081A, 8082 8260B, 8270C)

Solid & Chemical Materials (Inorganic Parameters: SW-846 6020, 9010B, 9014, 1311, 1312, 3050B, 3051, 3060A, 7196A, 7470A, 7471A, 9045C, 9060. Organic Parameters: SW-846 3580A, 5030B, 3035L, 5035H, 3630C, 3640A, 3660B, 3665A, 8081A, 8082, 8260B, 8270C, 3570, 8015B.)

Atmospheric Organic Parameters (EPA TO-15)

Biological Tissue (Inorganic Parameters: SW-846 6020 Organic Parameters: SW-846 8270C, 3510C, 3570, 3610B, 3630C, 3640A)

New York Department of Health Certificate/Lab ID: 11627. **NELAP Accredited.**

Non-Potable Water (Inorganic Parameters: EPA 310.1, SM2320B, EPA 365.2, 160.1, EPA 160.2, SM2540D, EPA 200.8, 6020, 1631E, 245.1, 335.2, 9014, 150.1, 9040B, 120.1, SM2510B, EPA 376.2, 180.1, 9010B. Organic Parameters: EPA 624, 8260B, 8270C, 608, 8081A, 625, 8082, 3510C, 3511, 5030B.)

Solid & Hazardous Waste (Inorganic Parameters: EPA 9040B, 9045C, SW-846 Ch7 Sec 7.3, EPA 6020, 7196A, 7471A, 7474, 9014, 9040B, 9045C, 9010B. Organic Parameters: EPA 8260B, 8270C, 8081A, DRO 8015B, 8082, 1311, 3050B, 3580, 3050B, 3035, 3570, 3051, 5035, 5030B.)

Air & Emissions (EPA TO-15.)

Rhode Island Department of Health Certificate/Lab ID: LAO00299. **NELAP Accredited via LA-DEQ.**

Refer to MA-DEP Certificate for Non-Potable Water.

Refer to LA-DEQ Certificate for Non-Potable Water.

Texas Commission of Environmental Quality Certificate/Lab ID: T104704419-08-TX. **NELAP Accredited.**

Solid & Chemical Materials (Inorganic Parameters: EPA 6020, 7470, 7471, 1311, 7196, 9014, 9040, 9045, 9060. Organic Parameters: EPA 8015, 8270, 8260, 8081, 8082.)

Air (Organic Parameters: EPA TO-15)

U.S. Army Corps of Engineers

Department of Defense Certificate/Lab ID: L2217.01.

Solid & Hazardous Waste (Inorganic Parameters: EPA 1311, 1312, 3051, 6020, 747A, 7474, 9045C, 9060, SM 2540G, ASTM D422-63. Organic Parameters: EPA 3580, 3570, 3540C, 5035, 8260B, 8270C, 8270 Alk-PAH, 8082, 8081A, 8015 (SHC), 8015 (DRO).

Air & Emissions (EPA TO-15.)

Analytes Not Accredited by NELAP

Certification is not available by NELAP for the following analytes: **8270C**: Biphenyl.



AIR ANALYSIS

320 Forbes Blvd, Mansfield, MA 02048
 TEL: 508-822-9300 FAX: 508-822-3288

Client Information

Client: **MEDEP-Peter Eremonta**
 Address: **312 Cance Rd**
Portland, ME
 Phone: **207-822-6306**
 Fax: **Pete.Eremonta@MaineGov.com**
 Email: **Pete.Eremonta@MaineGov.com**

These samples have been previously analyzed by Alpha
 Other Project Specific Requirements/Comments:

*** See Attached**

Project Information

Project Name: **CFI-Forest Ave**
 Project Location: **Portland, ME**
 Project #: **1647-2**
 Project Manager: **Eremonta/Prescott**
 ALPHA Quote #:
 Turn-Around Time

Date Rec'd in Lab:

Report Information - Data Deliverables

FAX
 INDEX
 Criteria Checker:
 (Default based on Regulatory Criteria Indicated)
 Other Formats:
 EMAIL (standard pdf report)
 Additional Deliverables:
 Report to: (if different than Project Manager)
Client?
Diana, M. McKenzie@MaineGov.com

ALPHA Job #: **L1020380**

Billing Information

Same as Client info
 PO #:

Regulatory Requirements/Report Limits

ANALYSIS

TO-14A by TO-15
 TO-15 * + 9 chbr + EDB
 TO-15 SIM
 APH
 FIXED GASES O₂, CO, CH₄
 TO-13A
 TO-4 / TO-10

All Columns Below Must Be Filled Out

ALPHA Lab ID (Lab Use Only)	Sample ID	COLLECTION				Sample Matrix*	Sampler's Initials	Can Size	ID Can	ID - Flow Controller	Sample Comments (i.e. PID)
		Date	Start Time	End Time	Initial Vacuum						
L1020380	1- SG-15	12/2/10	1203	1214	-28	-5	SB	2.7L	192	361	X X X
	2- SG-1D		1439	1449	-25	-5			406	0321	
	3- SG-45		1437	1447	-28	-5			477	406	
	4- SG-65		1227	1238	-28	-4.75	PE		176	303	
	5- SG-6D		1253	1304	-29	4.8	PE		512	0330	
	6- SG-75		1332	1344	-30	-5	SB		1734	0321	
	7- SG-8A		1552	1600	-28	-5	SB		518	0194	
	8- SG-95		1229	1246	-28	-1	SB		216	0359	
	9- SG-105		1137	1149	28	-5	SB		191B	0074	
	1D- SG-10 D		1126	1131	-28	-5	SB		207	0006	

***SAMPLE MATRIX CODES**

AA = Ambient Air (Indoor/Outdoor)
 SV = Soil Vapor/Landfill Gas/SVE
 Other = Please Specify

Requisitioned By: *[Signature]* Date/Time: 12/2/10 16:00
 Received By: *[Signature]* Date/Time: 12/2/10 12:50
 WPS 12/2/10 12:50

Please print clearly, legibly and completely. Samples can not be logged in and turnaround time clock will not start until any ambiguities are resolved. All samples submitted are subject to Alpha's Terms and Conditions. See reverse side.



CHAIN OF CUSTODY

AIR ANALYSIS

PAGE 2 OF 2

320 Forbes Blvd, Mansfield, MA 02048
 TEL: 508-822-9300 FAX: 508-822-3288

Client Information

Client:
 Address:
 Phone:
 Fax:
 Email:
 Other Project Specific Requirements/Comments:

Project Information

Project Name:
 Project Location:
 Project #:
 Project Manager:
 ALPHA Quote #:
 Turn-Around Time
 Standard RUSH (only confirmed if pre-approved)
 Date Due:
 Time:

Date Rec'd in Lab:

Report Information - Data Deliverables

FAX
 ADEX
 Criteria Checker:
 (Default based on Regulatory Criteria Indicated)
 Other Formats:
 EMAIL (standard pdf report)
 Additional Deliverables:
 Report To: (if different than Project Manager)

ALPHA Job #:

1520380

Billing Information

Same as Client info
 PO #:

Regulatory Requirements/Report Limits

State/Fed
 Program
 Criteria

All Columns Below Must Be Filled Out

ALPHA Lab ID (Lab Use Only)	Sample ID	COLLECTION				Sample Matrix*	Sampler's Initials	Can Size	I.D. Can	I.D. - Flow Controller	ANALYSIS	Sample Comments (i.e. PID)
		Date	Start Time	End Time	Initial Vacuum							
L102038011	SG-12	12/20/10	1406	1418	2842	3.95	SG	PE	2.7	238	328	
	SG 13S		1113	1113	2987	9.21		PE		377	0059	
	SG 13D		1140	1152	2839	4.46		PE/SB		362	137	
	SG 14S		1053	1107	28	-5		SB		214	0045	
	SG 14D		1033	1047	28.8	-5		SB		149	0374	
	SG 15		1453	1506	30	-5		SB		535	0325	
	BD		1450	1502	28	-5		SB		262	0369	

SAMPLE MATRIX CODES

AA = Ambient Air (Indoor/Outdoor)
 SV = Soil Vapor/Landfill Gas/SVE
 Other = Please Specify

Container Type

Relinquished By:
 Date/Time:
 Received By:
 Date/Time:

Relinquished By:
 Date/Time: 12/21/10 12:50
 Received By:
 Date/Time: 12/21/10 12:50

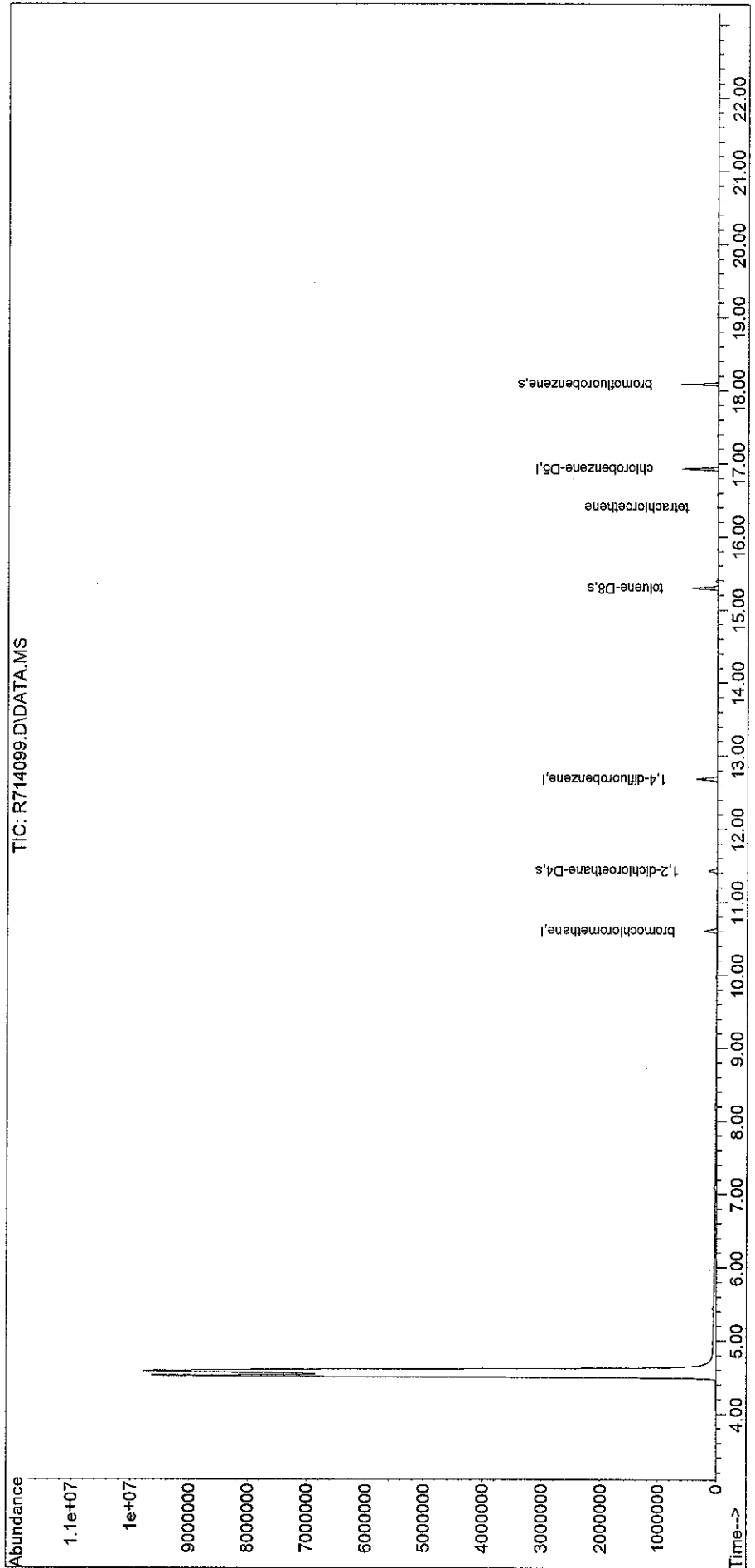
Please print clearly, legibly and completely. Samples can not be logged in and turnaround time clock will not start until any ambiquities are resolved. All samples submitted are subject to Alpha's Terms and Conditions. See reverse side.

TO-15

Sub List : 9_Chlorinateds+EDB - .t (QT Reviewed)

Data Path : O:\Forensics\Data\AirLab7\2010\101226T\
Data File : R714099.D
Acq On : 26 Dec 2010 3:27 pm
Operator : AIRLAB7:BS
Sample : L1020380-01,3,250,250
Misc : WG449337,ICAL5536
ALS Vial : 5 Sample Multiplier: 1

Quant Time: Dec 27 10:10:31 2010
Quant Method : O:\Forensics\Data\AirLab7\2010\101226T\TALL101209.M
Quant Title : TO-14A/TO-15 SIM/Full Scan Analysis
QLast Update : Fri Dec 10 10:47:23 2010
Response via : Initial Calibration

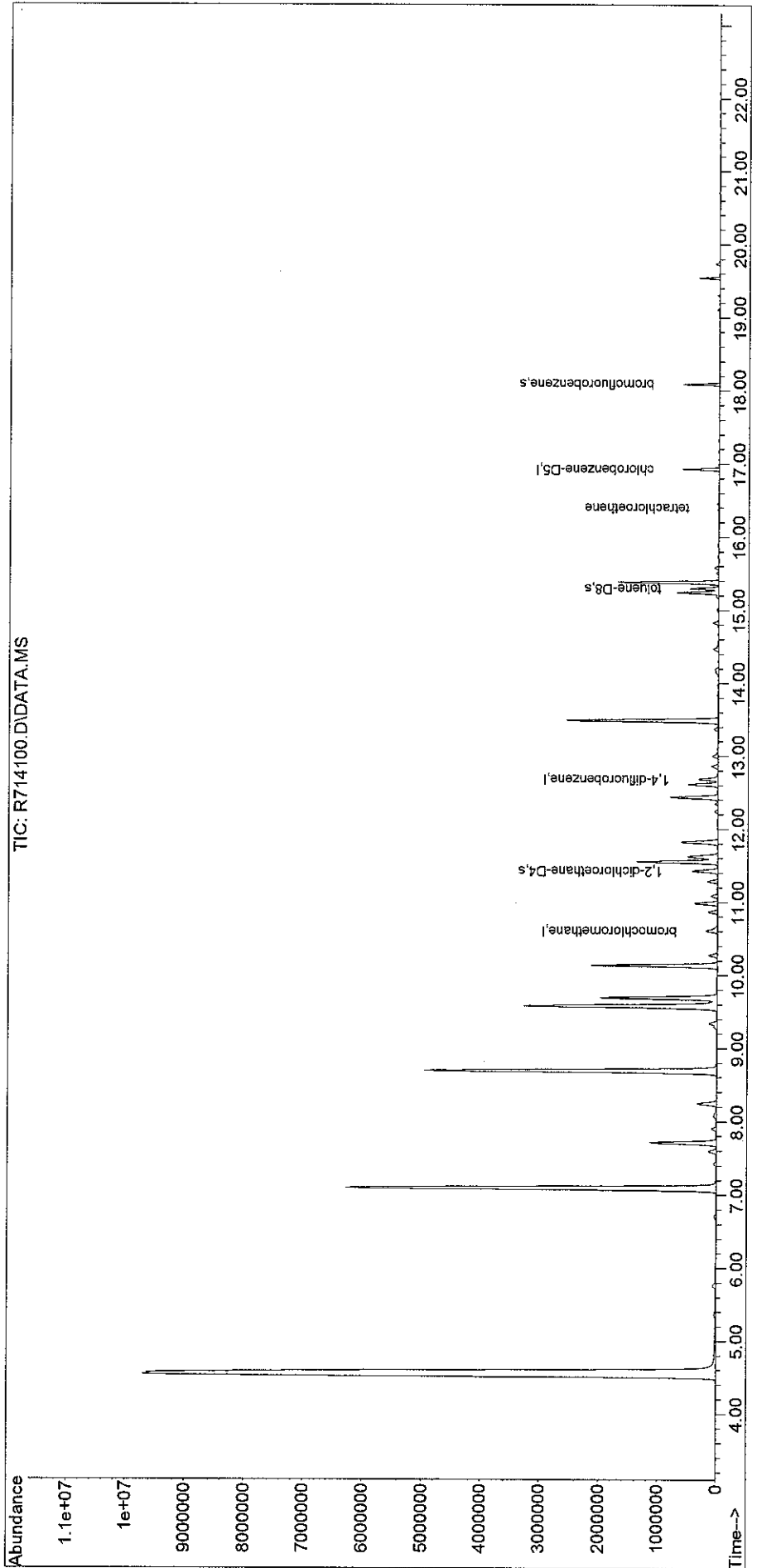


Sub List : 9_Chlorinateds+EDB - .t (QT Reviewed)

Data Path : O:\Forensics\Data\AirLab7\2010\101226T\
Data File : R714100.D
Acq On : 26 Dec 2010 4:01 pm
Operator : AIRLAB7:BS
Sample : L1020380-02D,3,25,250
Misc : WG449337,ICAL5536
ALS Vial : 6 Sample Multiplier: 1

Quant Time: Dec 27 10:18:56 2010
Quant Method : O:\Forensics\Data\AirLab7\2010\101226T\TALL101209.M
Quant Title : TO-14A/TO-15 SIM/Full Scan Analysis
QLast Update : Fri Dec 10 10:47:23 2010
Response via : Initial Calibration

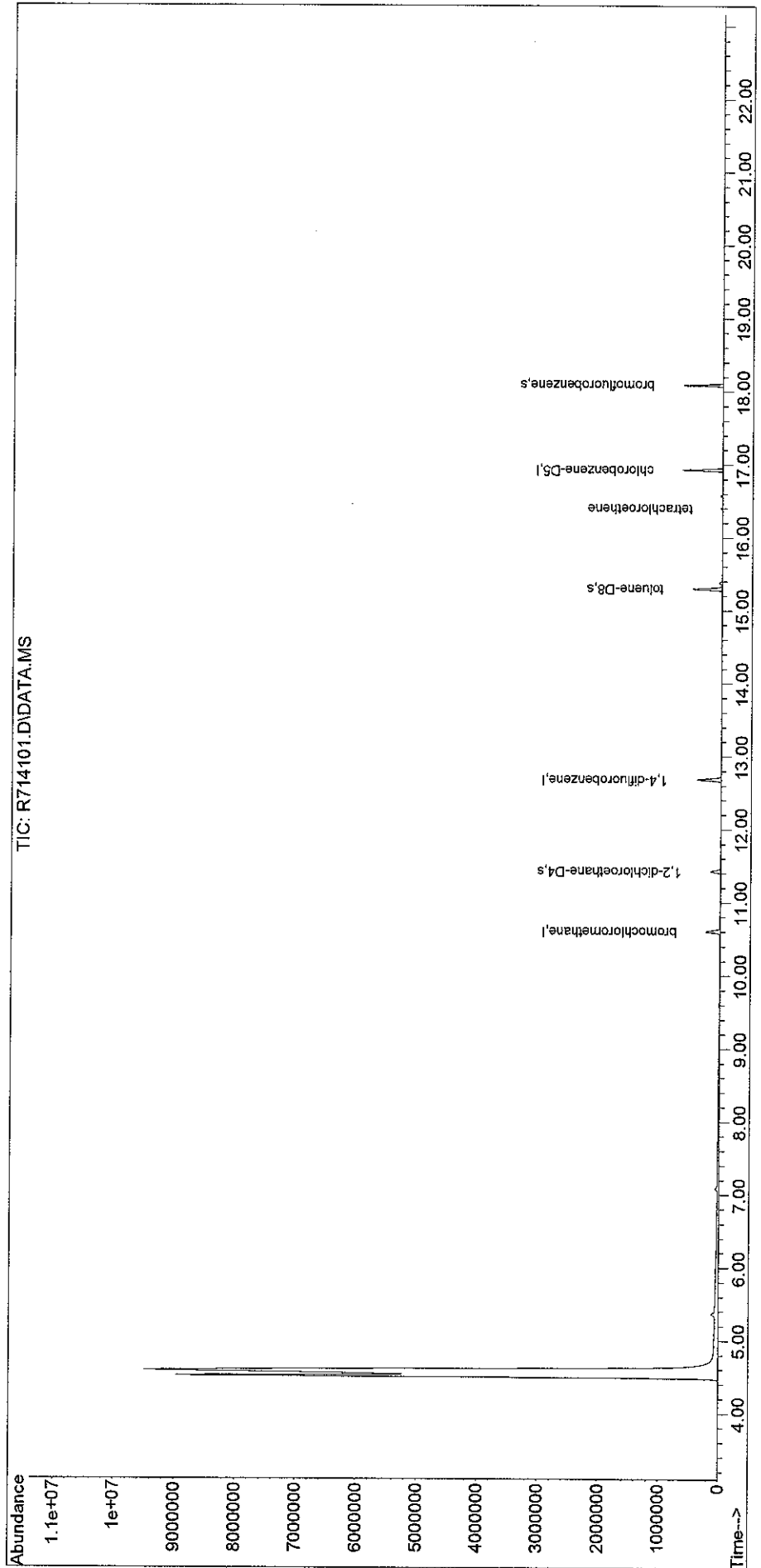
TIC: R714100.D\DATA.MS



Sub List : 9_Chlorinateds+EDB - .t (QT Reviewed)

Data Path : O:\Forensics\Data\AirLab7\2010\101226T\
Data File : R714101.D
Acq On : 26 Dec 2010 4:34 pm
Operator : AIRLAB7:BS
Sample : L1020380-03,3,250,250
Misc : WG449337, ICAL5536
ALS Vial : 7 Sample Multiplier: 1

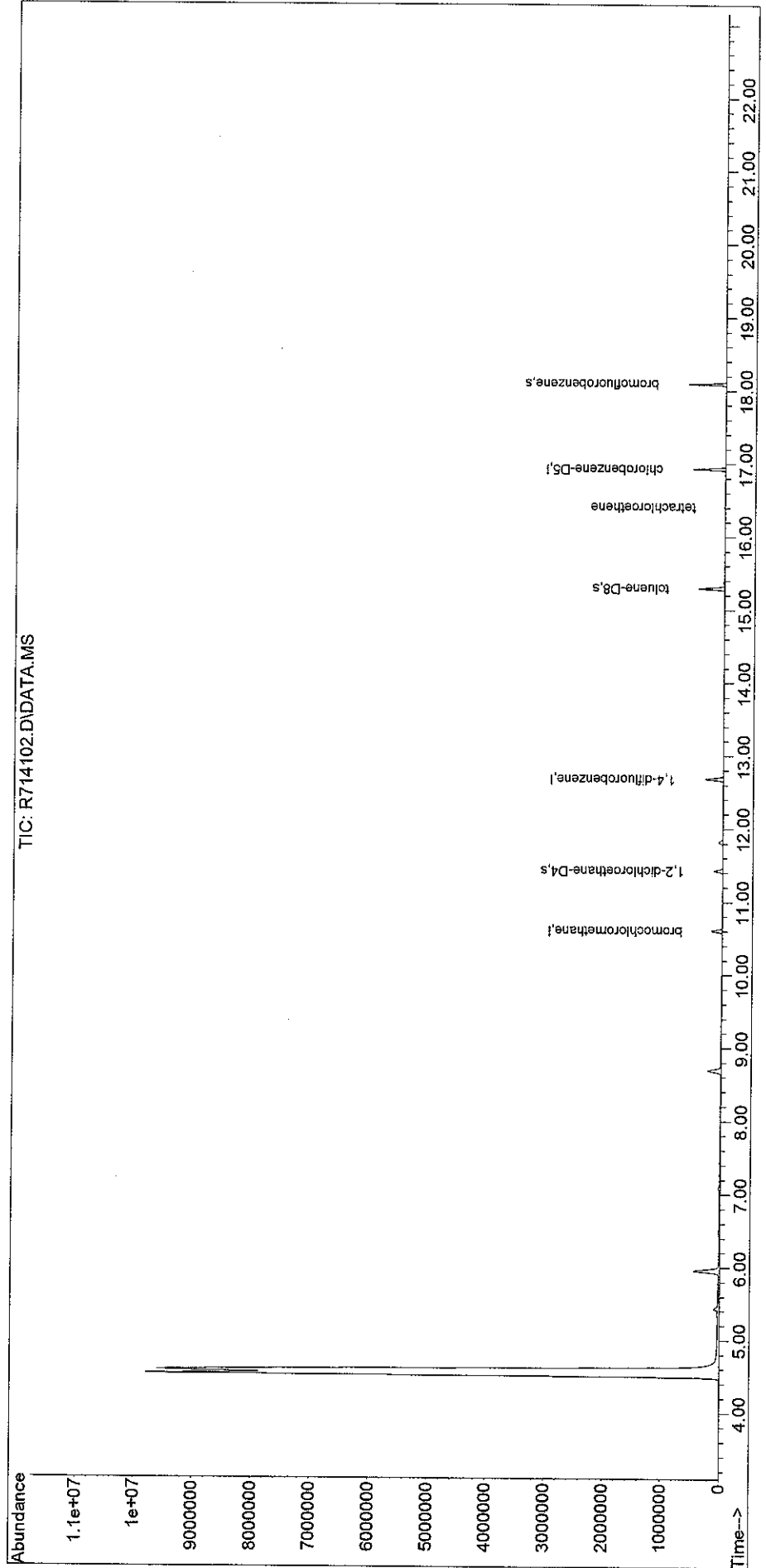
Quant Time: Dec 27 10:10:57 2010
Quant Method : O:\Forensics\Data\AirLab7\2010\101226T\TALL101209.M
Quant Title : TO-14A/TO-15 SIM/Full Scan Analysis
QLast Update : Fri Dec 10 10:47:23 2010
Response via : Initial Calibration



Sub List : 9_Chlorinateds+EDB - .t (QT Reviewed)

Data Path : O:\Forensics\Data\AirLab7\2010\101226T\
Data File : R714102.D
Acq On : 26 Dec 2010 5:09 pm
Operator : AIRLAB7:BS
Sample : L1020380-04,3,250,250
Misc : WG449337,ICAL5536
ALS Vial : 8 Sample Multiplier: 1

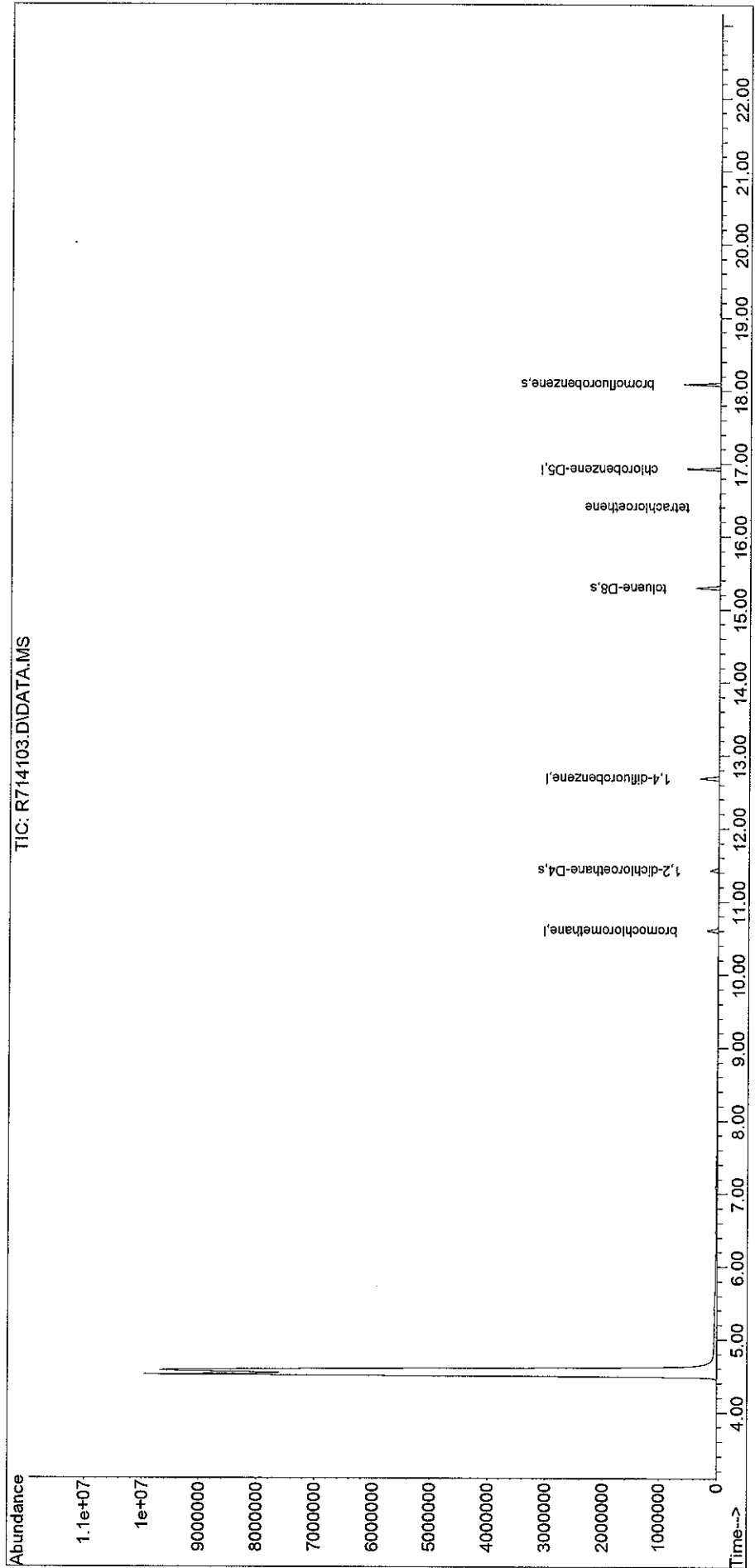
Quant Time: Dec 27 10:11:11 2010
Quant Method : O:\Forensics\Data\AirLab7\2010\101226T\TALL101209.M
Quant Title : TO-14A/TO-15 SIM/Full Scan Analysis
QLast Update : Fri Dec 10 10:47:23 2010
Response via : Initial Calibration



Sub List : 9_Chlorinateds+EDB - .t (QT Reviewed)

Data Path : O:\Forensics\Data\Airlab7\2010\101226T\
Data File : R714103.D
Acq On : 26 Dec 2010 5:45 pm
Operator : AIRLAB7:BS
Sample : L1020380-05,3,250,250
Misc : WG449337,ICAL5536
ALS Vial : 9 Sample Multiplier: 1

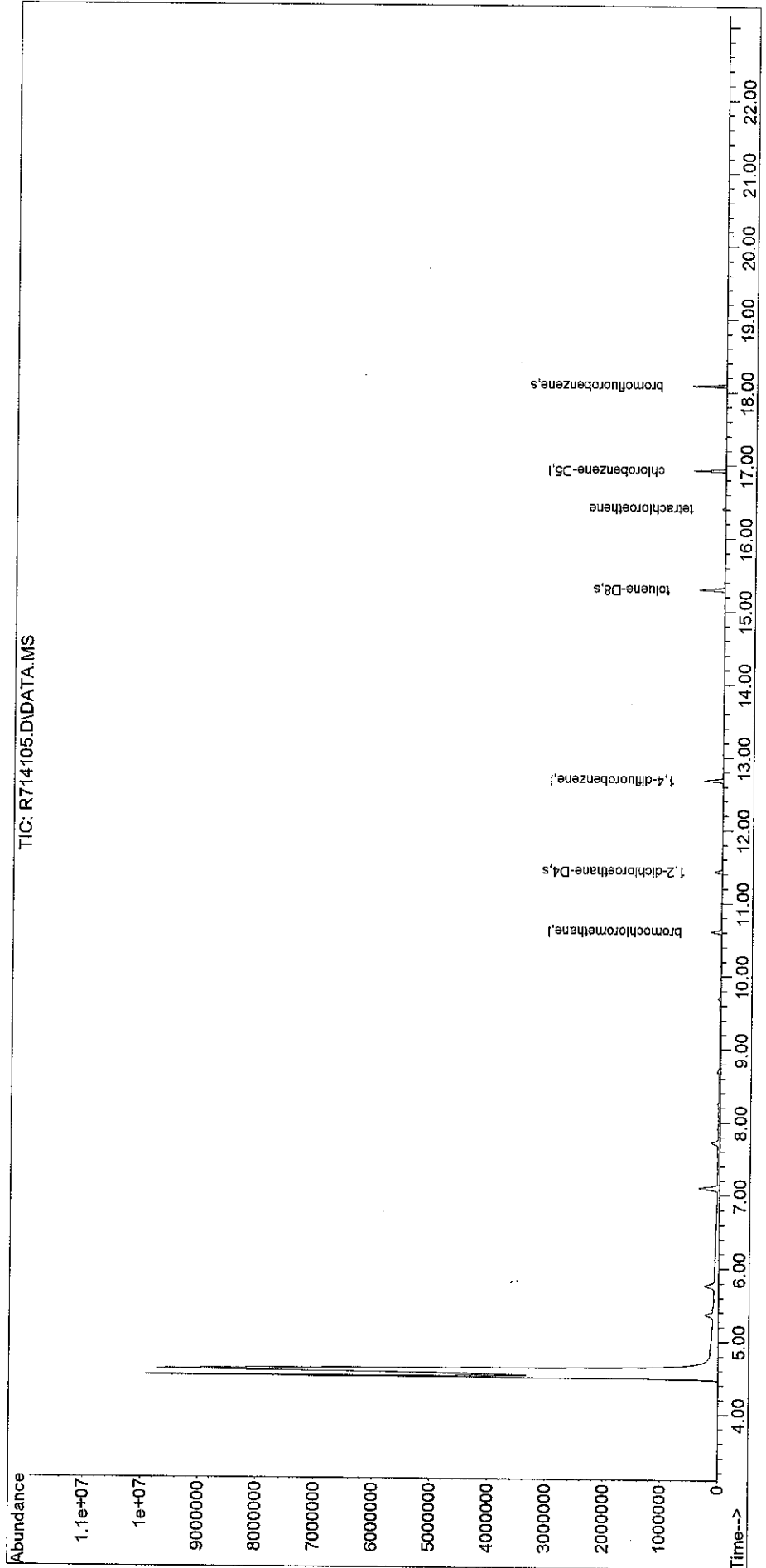
Quant Time: Dec 27 10:11:25 2010
Quant Method : O:\Forensics\Data\Airlab7\2010\101226T\TALL101209.M
Quant Title : TO-14A/TO-15 SIM/Full Scan Analysis
QLast Update : Fri Dec 10 10:47:23 2010
Response via : Initial Calibration



Sub List : 9_Chlorinateds+EDB - .t (QT Reviewed)

Data Path : O:\Forensics\Data\AirLab7\2010\101226T\
Data File : R714105.D
Acq On : 26 Dec 2010 6:54 pm
Operator : AIRLAB7:BS
Sample : L1020380-06,3,250,250
Misc : WG449337,ICAL5536
ALS Vial : 10 Sample Multiplier: 1

Quant Time: Dec 27 10:11:53 2010
Quant Method : O:\Forensics\Data\AirLab7\2010\101226T\TALL101209.M
Quant Title : TO-14A/TO-15 SIM/Full Scan Analysis
Qlast Update : Fri Dec 10 10:47:23 2010
Response via : Initial Calibration

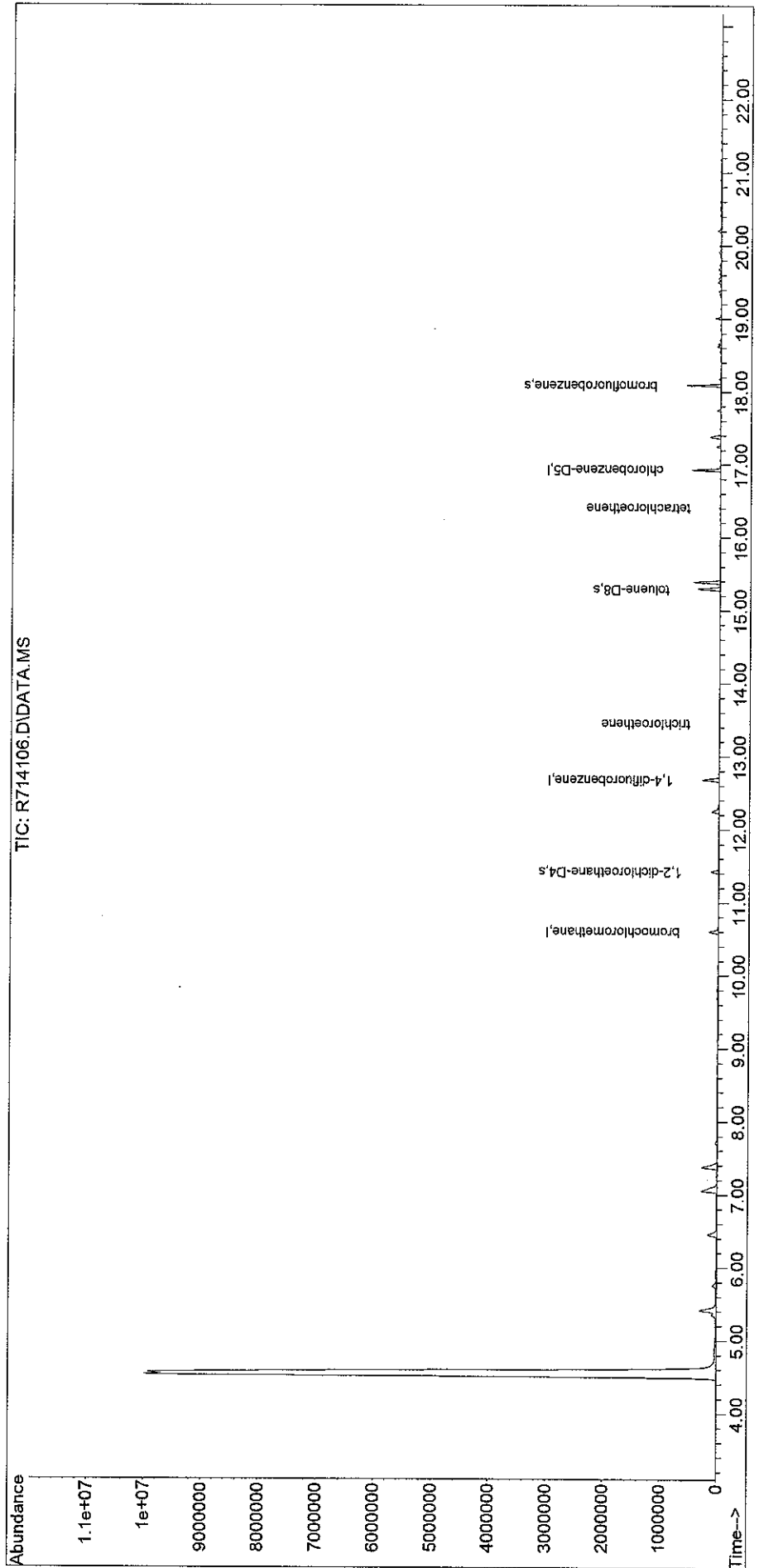


Sub List : 9_Chlorinateds+EDB - .t (QT Reviewed)

Data Path : O:\Forensics\Data\AirLab7\2010\101226T\
Data File : R714106.D
Acq On : 26 Dec 2010 7:29 pm
Operator : AIRLAB7:BS
Sample : L1020380-07,3,250,250
Misc : WG449337,ICAL5536
ALS Vial : 11 Sample Multiplier: 1

Quant Time: Dec 27 10:12:07 2010
Quant Method : O:\Forensics\Data\AirLab7\2010\101226T\TALL101209.M
Quant Title : TO-14A/TO-15 SIM/Full Scan Analysis
QLast Update : Fri Dec 10 10:47:23 2010
Response via : Initial Calibration

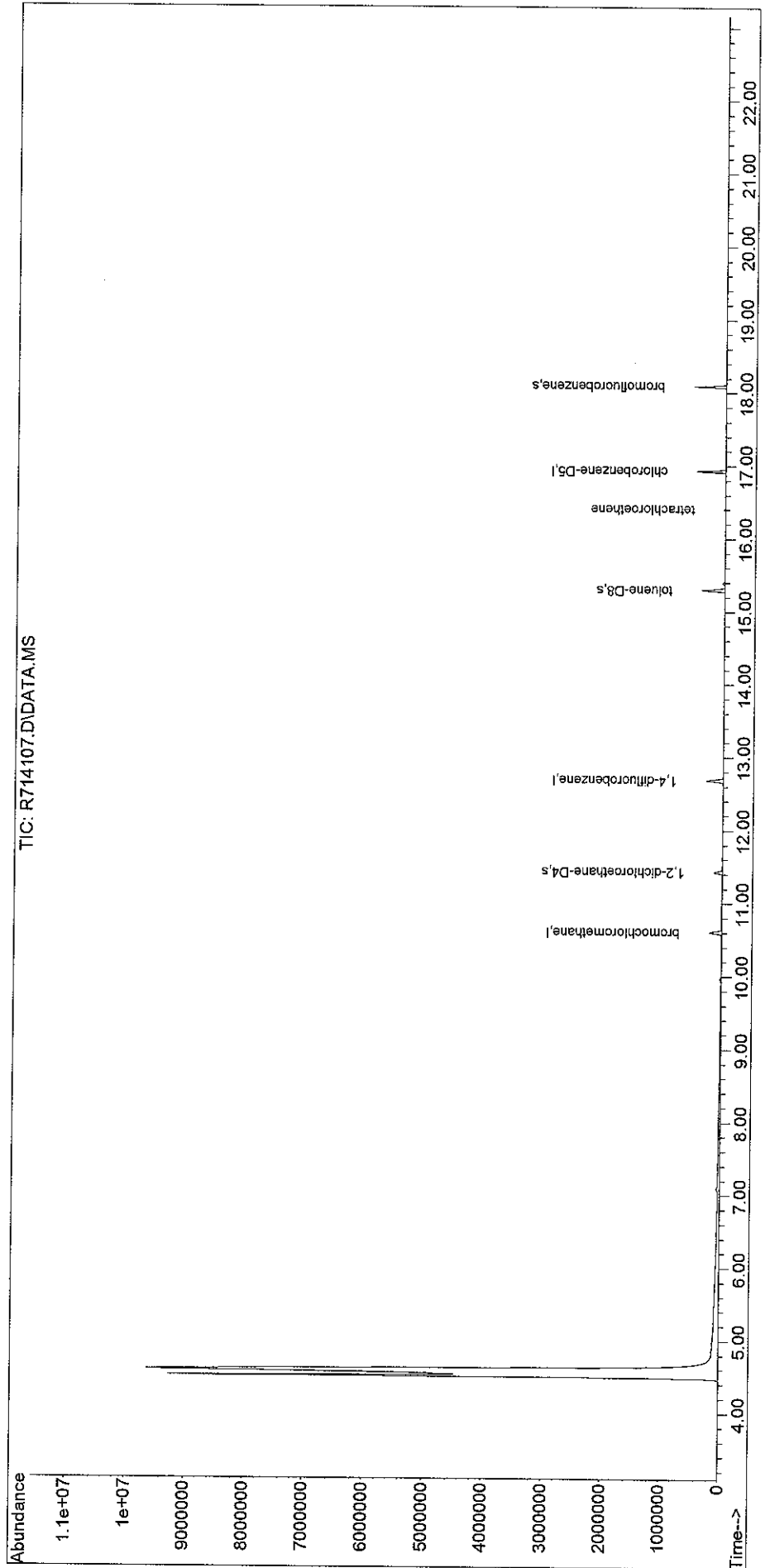
TIC: R714106.D\DATA.MS



Sub List : 9_Chlorinateds+EDB - .t (QT Reviewed)

Data Path : O:\Forensics\Data\AirLab7\2010\101226T\
Data File : R714107.D
Acq On : 26 Dec 2010 8:04 pm
Operator : AIRLAB7:BS
Sample : L1020380-08,3,250,250
Misc : WG449337,ICAL5536
ALS Vial : 12 Sample Multiplier: 1

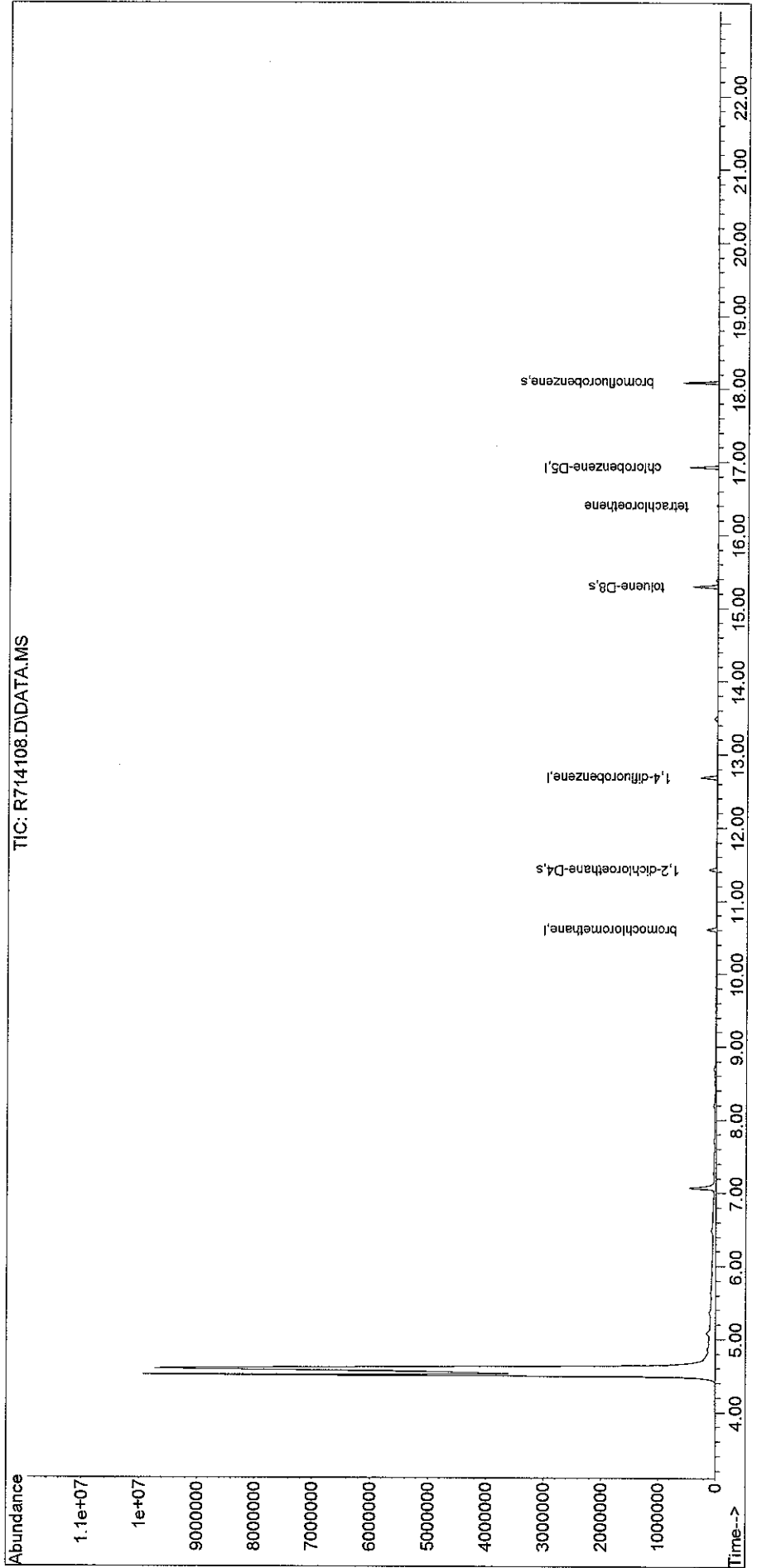
Quant Time: Dec 27 10:12:20 2010
Quant Method : O:\Forensics\Data\AirLab7\2010\101226T\TALL101209.M
Quant Title : TO-14A/TO-15 SIM/Full Scan Analysis
Quant Update : Fri Dec 10 10:47:23 2010
Response via : Initial Calibration



Sub List : 9_Chlorinateds+EDB - .t (QT Reviewed)

Data Path : O:\Forensics\Data\Airlab7\2010\101226T\
Data File : R714108.D
Acq On : 26 Dec 2010 8:40 pm
Operator : AIRLAB7:BS
Sample : L1020380-09,3,250,250
Misc : WG449337,ICAL5536
ALS Vial : 13 Sample Multiplier: 1

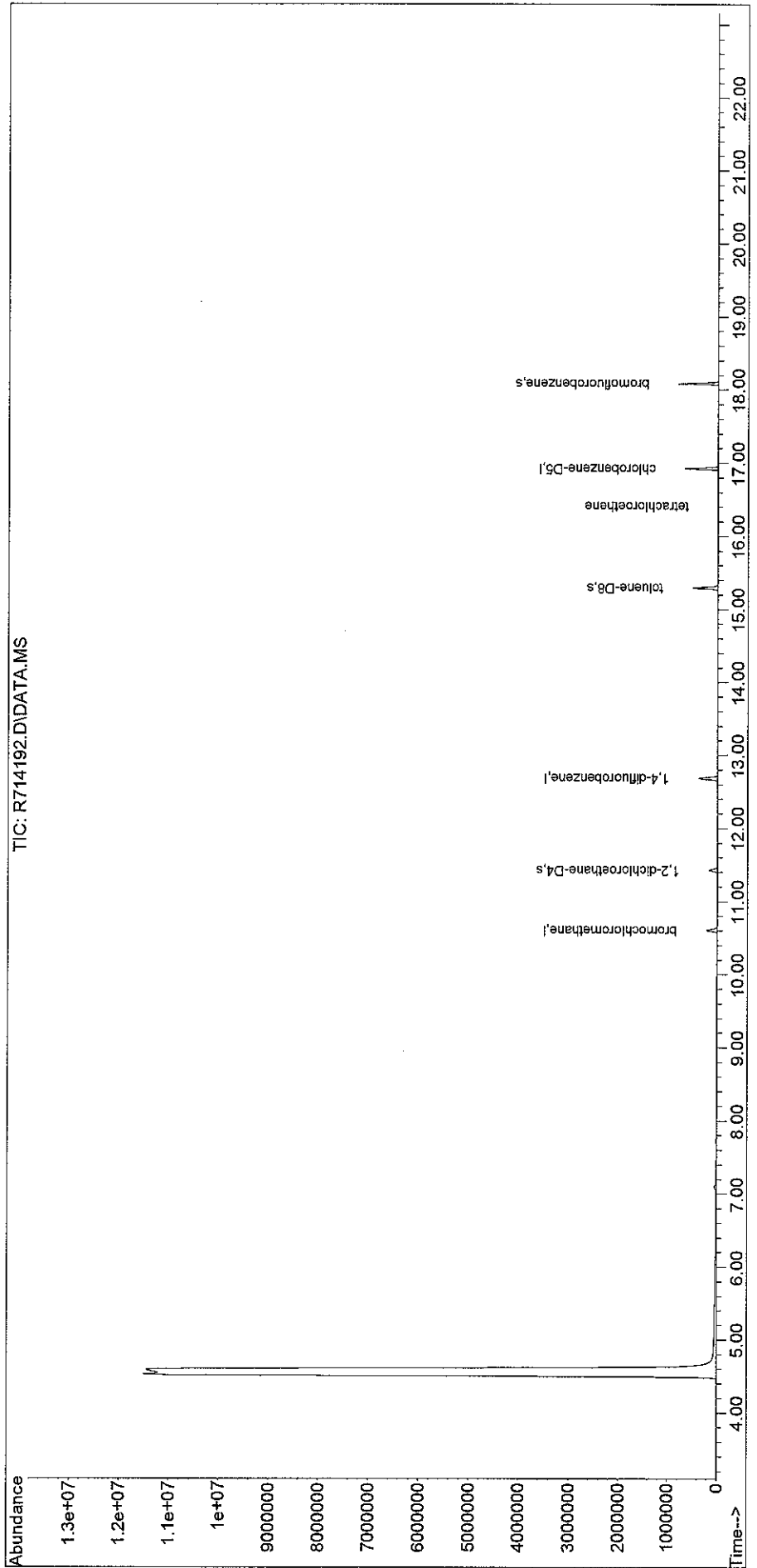
Quant Time: Dec 27 10:12:47 2010
Quant Method : O:\Forensics\Data\Airlab7\2010\101226T\TALL101209.M
Quant Title : TO-14A/TO-15 SIM/Full Scan Analysis
QLast Update : Fri Dec 10 10:47:23 2010
Response via : Initial Calibration



Sub List : 9_Chlorinateds+EDB - .t (QT Reviewed)

Data Path : O:\Forensics\Data\AirLab7\2010\101230t\
Data File : R714192.D
Acq On : 31 Dec 2010 2:27 am
Operator : AIRLAB7:BS
Sample : L1020380-10D,3,25,250
Misc : WG449337,ICAL5536
ALS Vial : 5 Sample Multiplier: 1

Quant Time: Dec 31 07:56:29 2010
Quant Method : O:\Forensics\Data\AirLab7\2010\101230t\TALL101209.M
Quant Title : TO-14A/TO-15 SIM/Full Scan Analysis
Quant Update : Fri Dec 10 10:47:23 2010
Response via : Initial Calibration

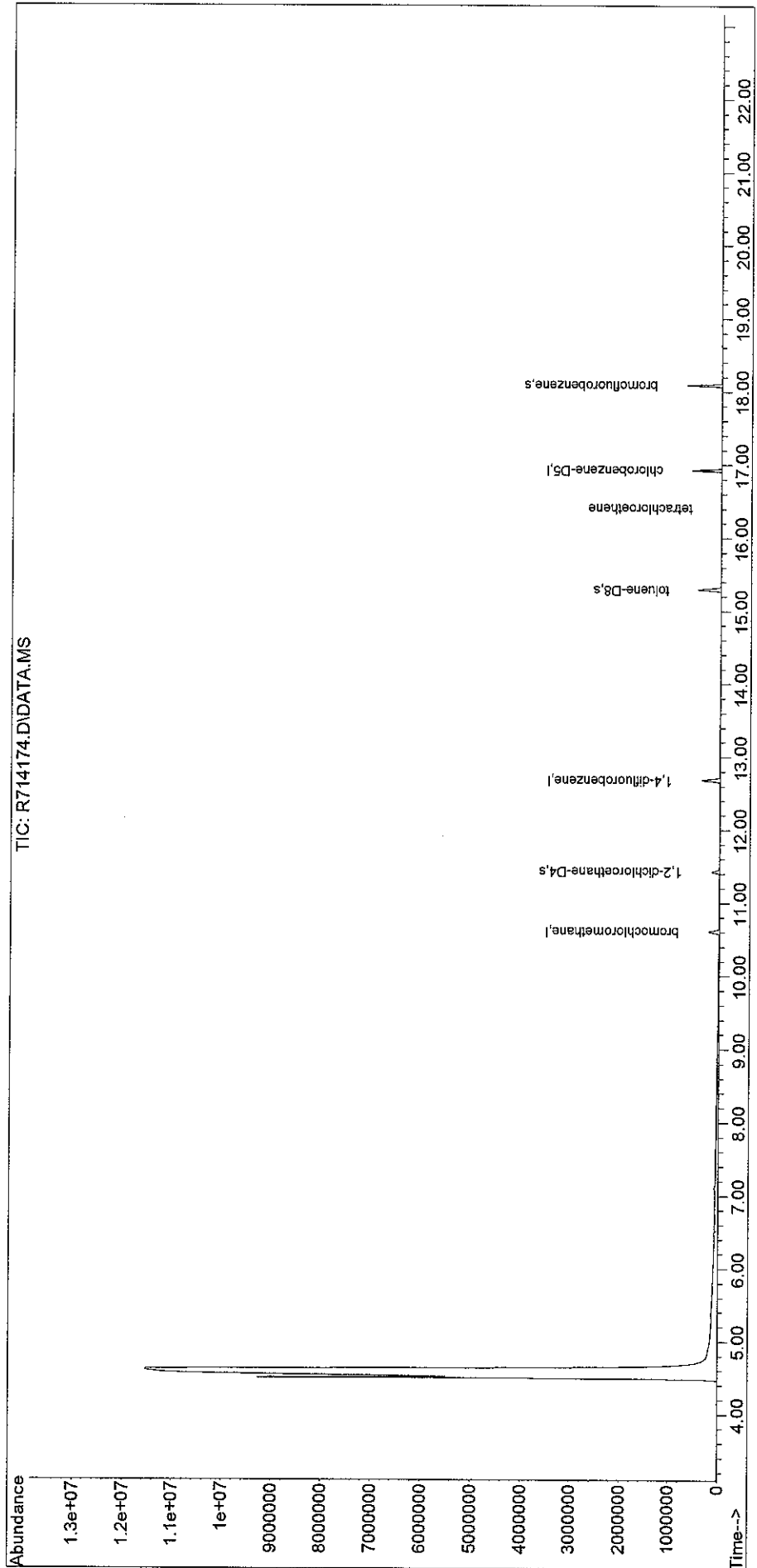


Sub List : 9_Chlorinateds+EDB - .t (QT Reviewed)

Data Path : O:\Forensics\Data\Airlab7\2010\101230t\
Data File : R714174.D
Acq On : 30 Dec 2010 3:40 pm
Operator : AIRLAB7:BS
Sample : L1020380-11D,3,125,250
Misc : WG449337,ICAL5536
ALS Vial : 2 Sample Multiplier: 1

Quant Time: Dec 30 16:05:16 2010
Quant Method : O:\Forensics\Data\Airlab7\2010\101230t\TALL101209.M
Quant Title : TO-14A/TO-15 SIM/Full Scan Analysis
QLast Update : Fri Dec 10 10:47:23 2010
Response via : Initial Calibration

TIC: R714174.D\DATA.MS

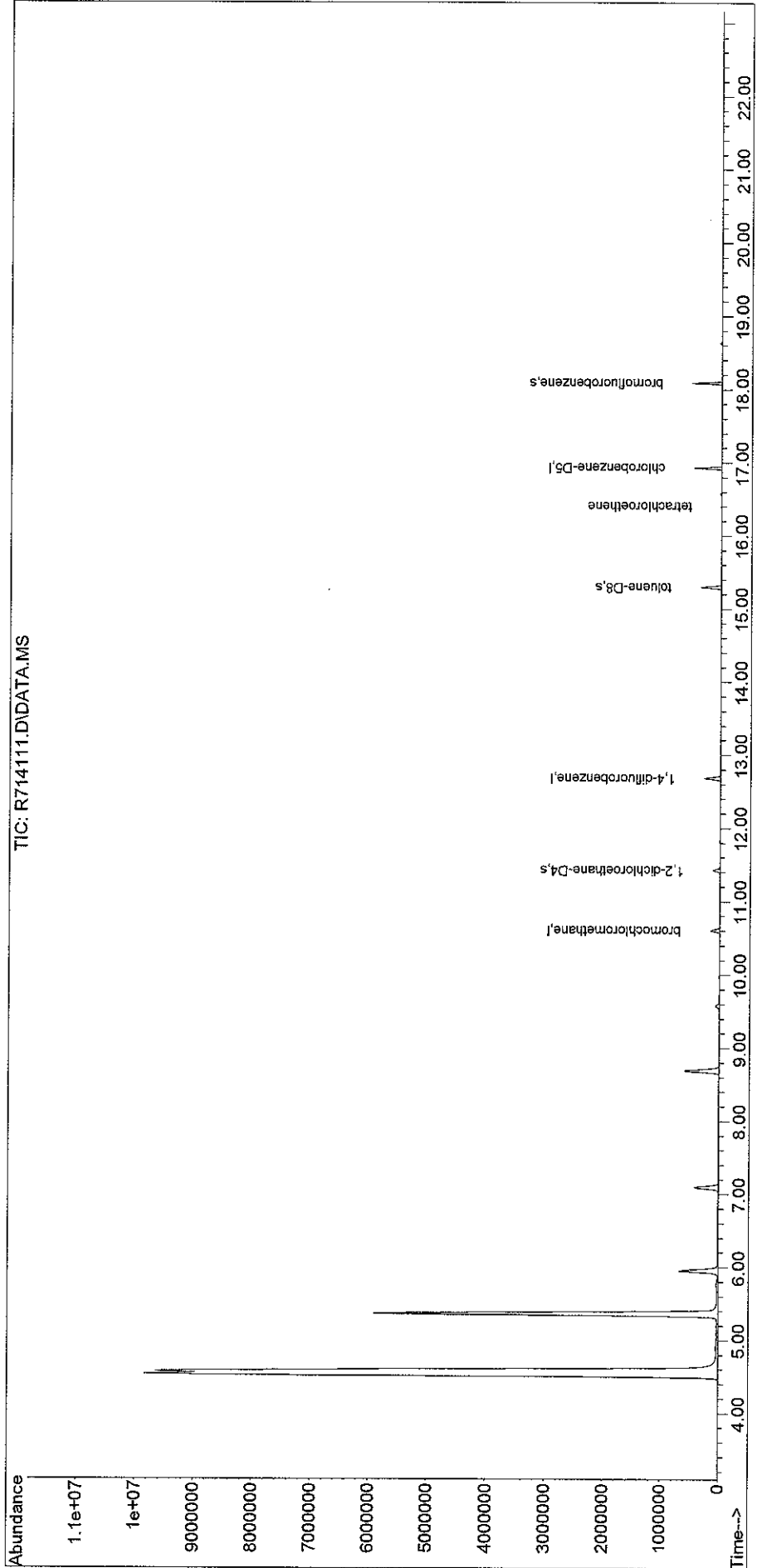


Sub List : 9_Chlorinateds+EDB - .t (QT Reviewed)

Data Path : O:\Forensics\Data\AirLab7\2010\101226T\
Data File : R714111.D
Acq On : 26 Dec 2010 10:25 pm
Operator : AIRLAB7:BS
Sample : L1020380-12,3,250,250
Misc : WG449337,ICAL5536
ALS Vial : 16 Sample Multiplier: 1

Quant Time: Dec 27 10:13:46 2010
Quant Method : O:\Forensics\Data\AirLab7\2010\101226T\TALL101209.M
Quant Title : TO-14A/TO-15 SIM/Full Scan Analysis
QLast Update : Fri Dec 10 10:47:23 2010
Response via : Initial Calibration

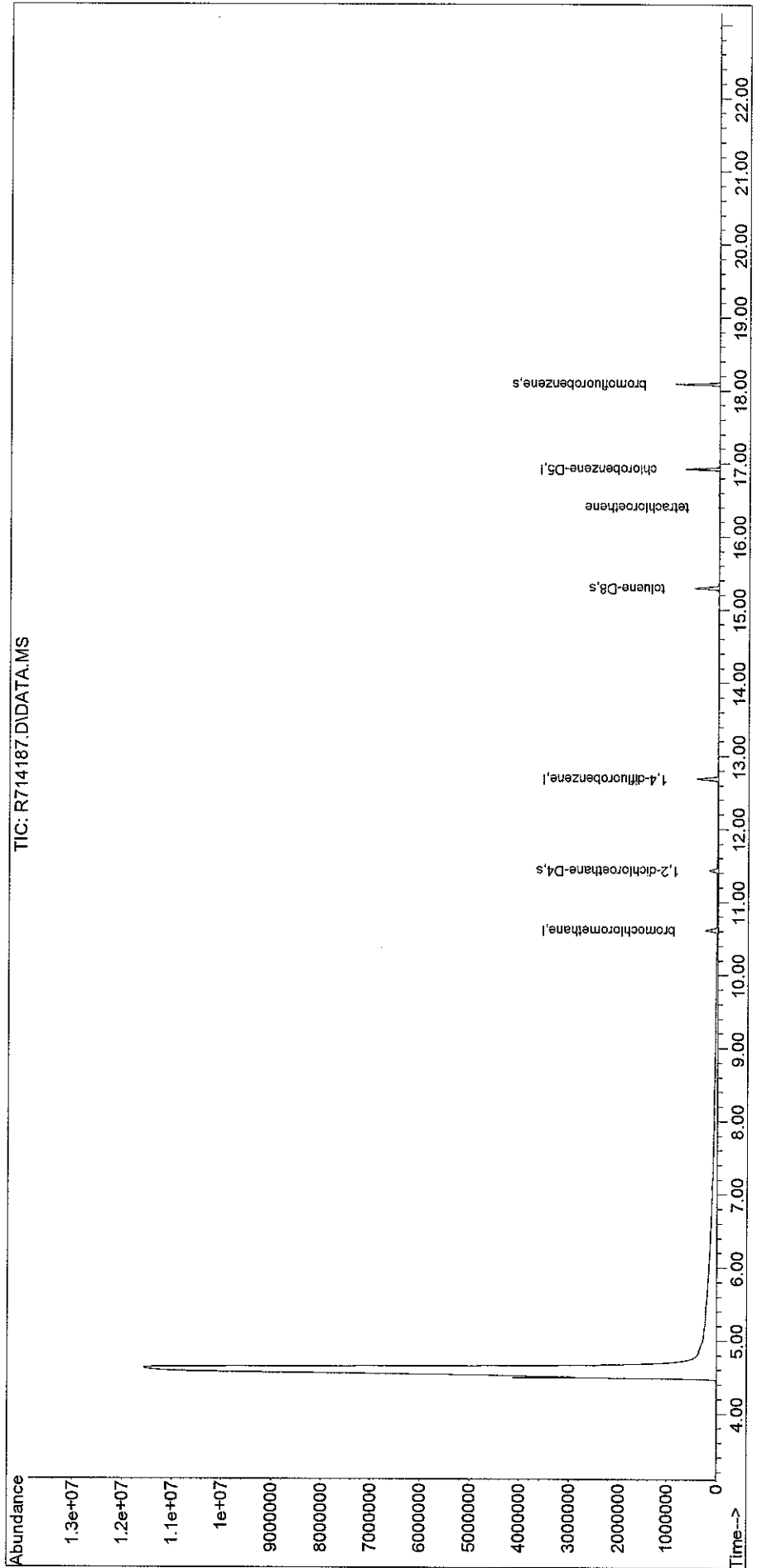
TIC: R714111.D\DATA.MS



Sub List : 9_Chlorinateds+EDB - .t (QT Reviewed)

Data Path : O:\Forensics\Data\AirLab7\2010\101230t\
Data File : R714187.D
Acq On : 30 Dec 2010 11:48 pm
Operator : AIRLAB7:BS
Sample : L1020380-13D,3,100,250
Misc : WG449914,ICAL5536
ALS Vial : 16 Sample Multiplier: 1

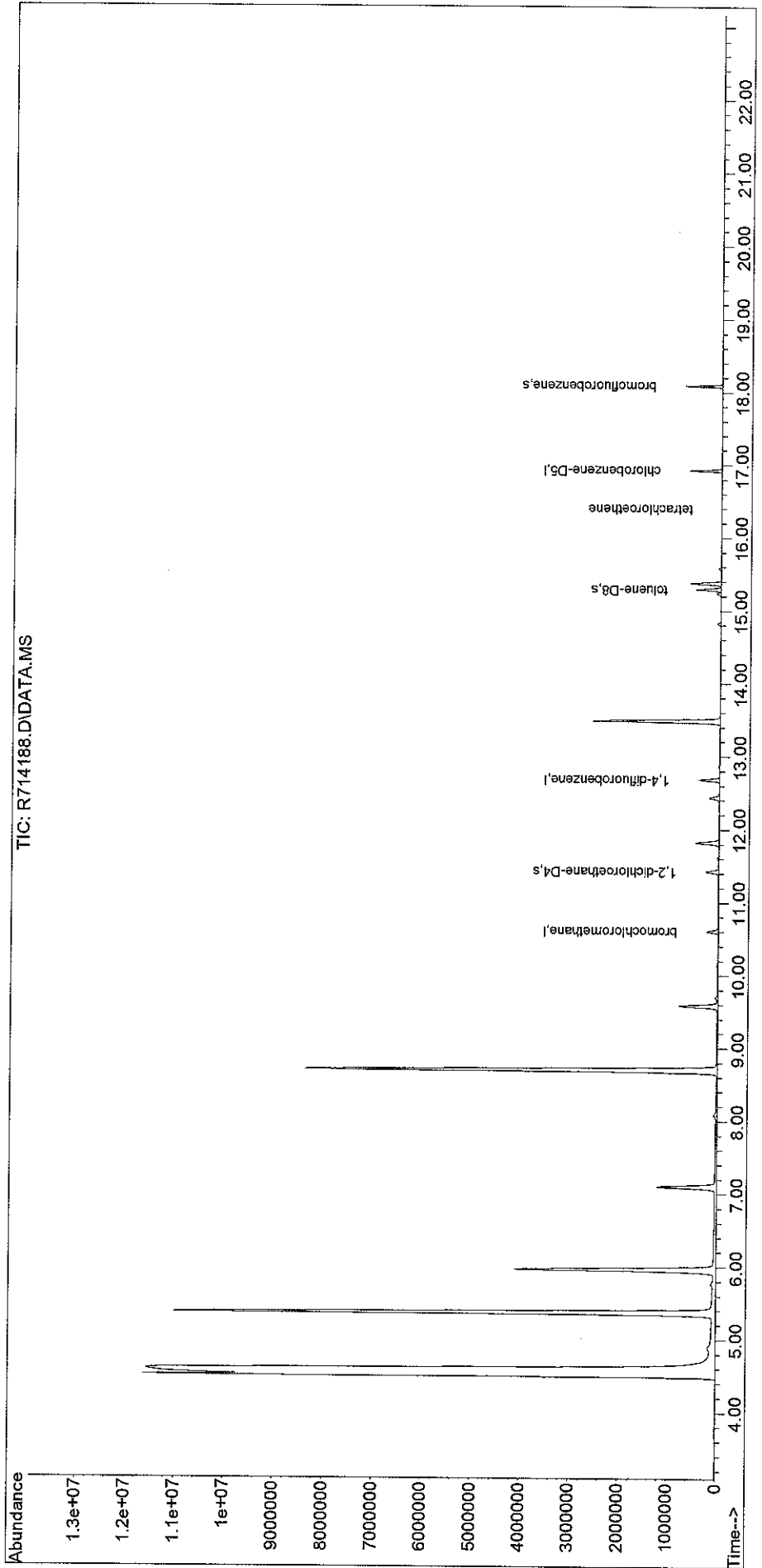
Quant Time: Dec 31 07:55:01 2010
Quant Method : O:\Forensics\Data\AirLab7\2010\101230t\TALL101209.M
Quant Title : TO-14A/TO-15 SIM/Full Scan Analysis
QLast Update : Fri Dec 10 10:47:23 2010
Response via : Initial Calibration



Sub List : 9_Chlorinateds+EDB - .t (QT Reviewed)

Data Path : O:\Forensics\Data\Airlab7\2010\101230t\
Data File : R714188.D
Acq On : 31 Dec 2010 12:19 am
Operator : AIRLAB7:BS
Sample : L1020380-14D,3,25,250
Misc : WG449914,ICAL5536
ALS Vial : 1 Sample Multiplier: 1

Quant Time: Jan 05 12:26:07 2011
Quant Method : O:\Forensics\Data\Airlab7\2010\101230t\TALL101209.M
Quant Title : TO-14A/TO-15 SIM/Full Scan Analysis
Quant Update : Fri Dec 10 10:47:23 2010
Response via : Initial Calibration

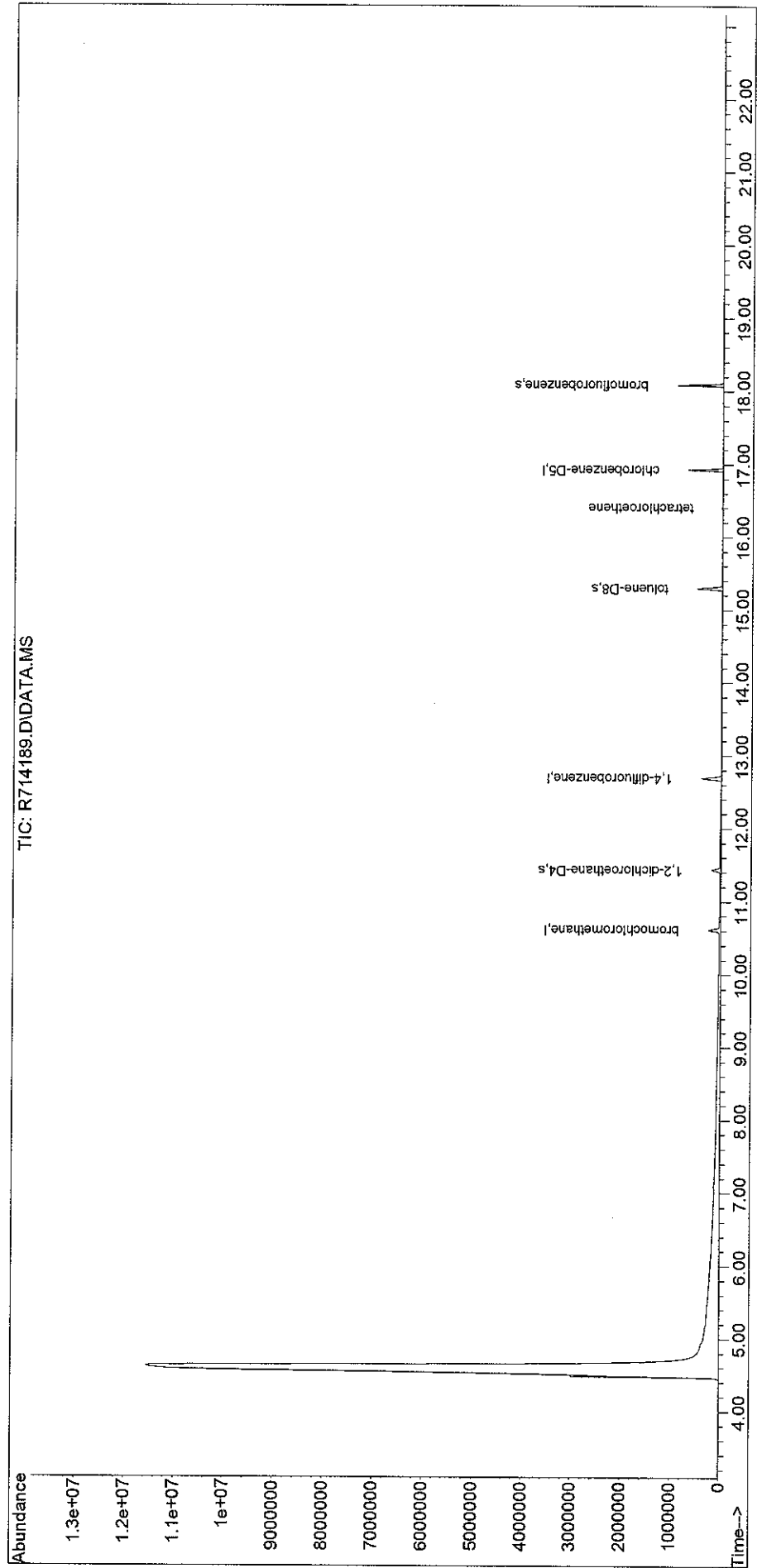


Sub List : 9_Chlorinateds+EDB - .t (QT Reviewed)

Data Path : O:\Forensics\Data\AirLab7\2010\101230t\
Data File : R714189.D
Acq On : 31 Dec 2010 12:51 am
Operator : AIRLAB7:BS
Sample : L1020380-15D,3,100,250
Misc : WG449914,ICAL5536
ALS Vial : 2 Sample Multiplier: 1

Quant Time: Dec 31 07:55:44 2010
Quant Method : O:\Forensics\Data\AirLab7\2010\101230t\TALL101209.M
Quant Title : TO-14A/TO-15 SIM/Full Scan Analysis
QLast Update : Fri Dec 10 10:47:23 2010
Response via : Initial Calibration

TIC: R714189.D\DATA.MS

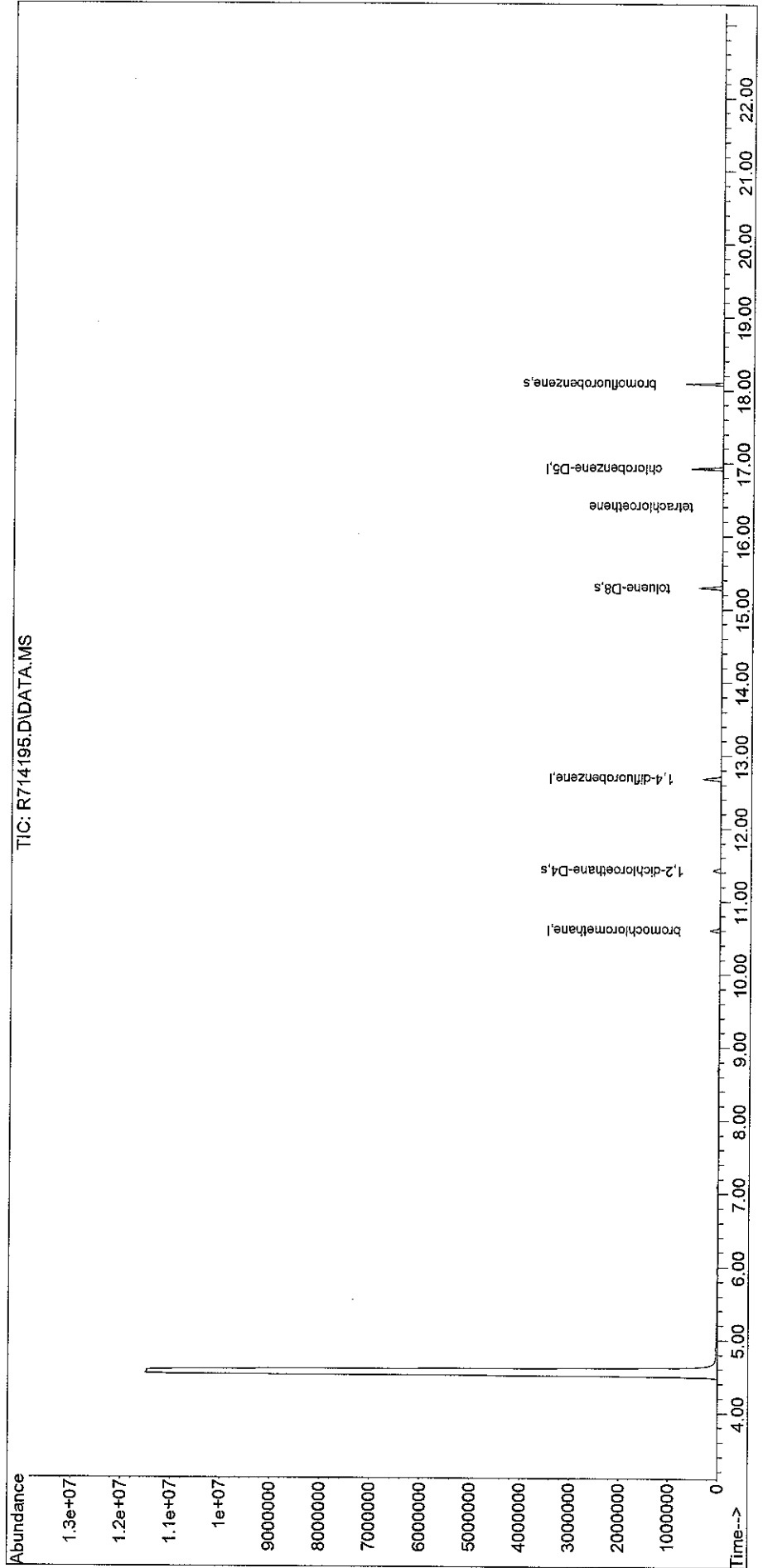


Sub List : 9_Chlorinateds+EDB - .t (QT Reviewed)

Data Path : O:\Forensics\Data\AirLab7\2010\101230t\
Data File : R714195.D
Acq On : 31 Dec 2010 9:31 am
Operator : AIRLAB7:BS
Sample : L1020380-16D,3,25,250
Misc : WG449914,ICAL5536
ALS Vial : 3 Sample Multiplier: 1

Quant Time: Jan 05 12:22:19 2011
Quant Method : O:\Forensics\Data\AirLab7\2010\101230t\TALL101209.M
Quant Title : TO-14A/TO-15 SIM/Full Scan Analysis
QLast Update : Fri Dec 10 10:47:23 2010
Response via : Initial Calibration

TIC: R714195.D\DATA.MS

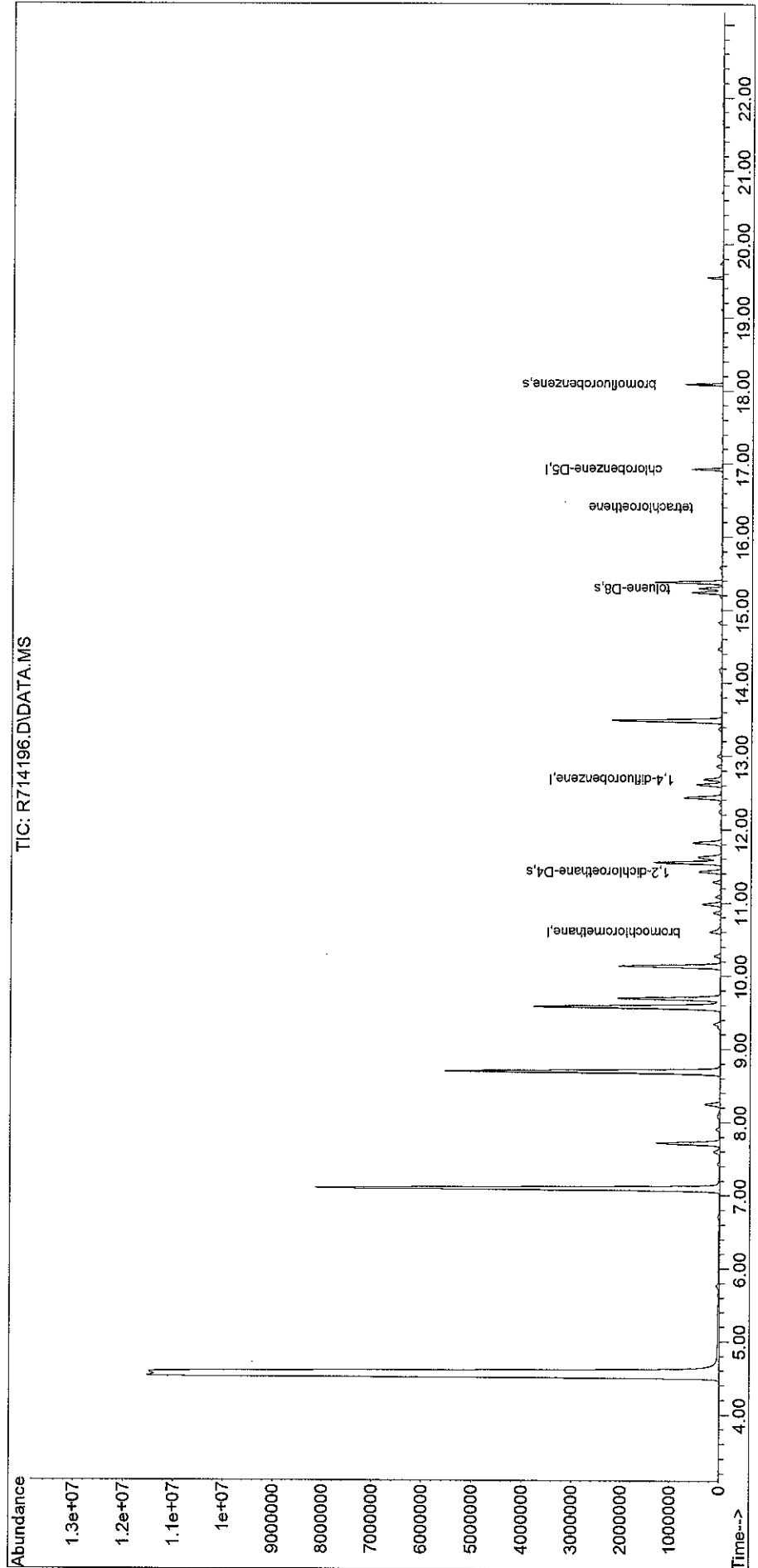


Sub List : 9_Chlorinateds+EDB - .t (QT Reviewed)

Data Path : O:\Forensics\Data\AirLab7\2010\101230t\
Data File : R714196.D
Acq On : 31 Dec 2010 10:04 am
Operator : AIRLAB7:BS
Sample : L1020380-17D,3,25,250
Misc : WG449914,ICAL5536
ALS Vial : 4 Sample Multiplier: 1

Quant Time: Jan 05 12:27:48 2011
Quant Method : O:\Forensics\Data\AirLab7\2010\101230t\TALL101209.M
Quant Title : TO-14A/TO-15 SIM/Full Scan Analysis
QLast Update : Fri Dec 10 10:47:23 2010
Response via : Initial Calibration

TIC: R714196.D\DATA.MS



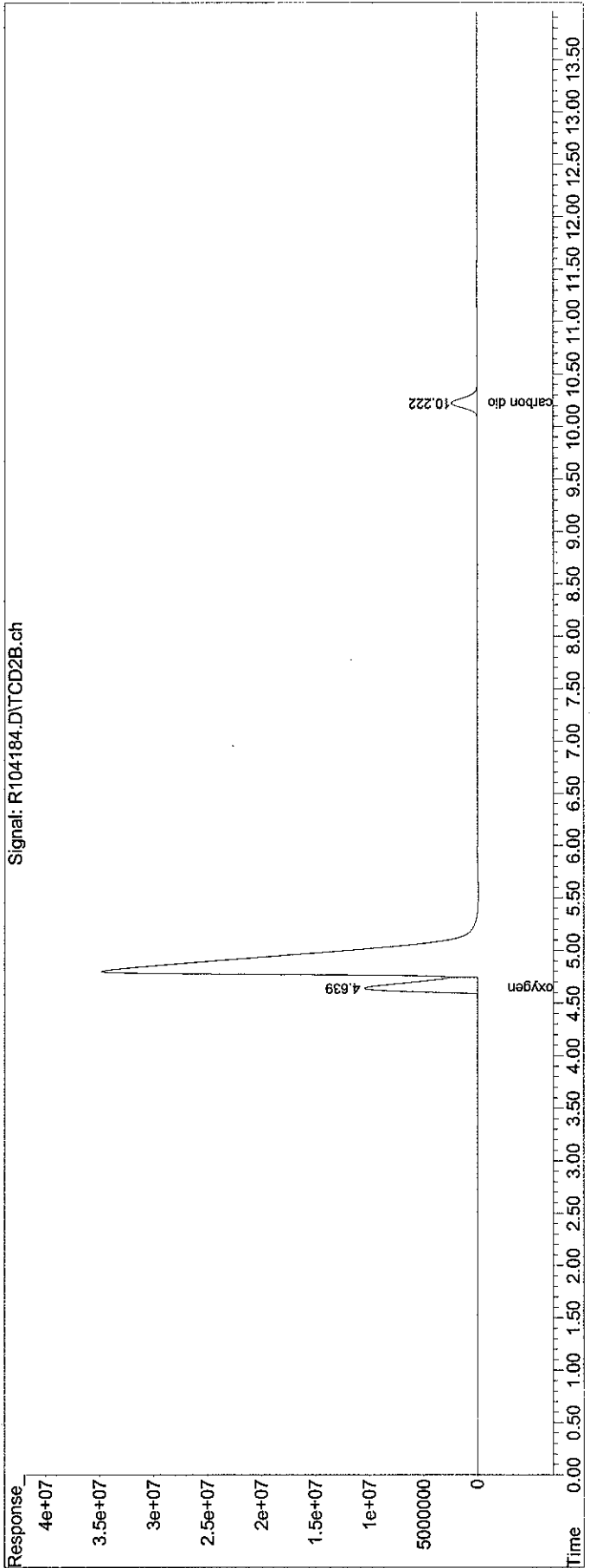
Fixed Gases

Sub List : CO2,O2,CH4 - .report (QT Reviewed)

Data Path : O:\Forensics\Data\airlab10\110104FG\
Data File : R104184.D
Signal(s) : TCD2B.ch
Acq On : 4 Jan 2011 7:18 pm
Operator : airlab10:bs
Sample : L1020380-01D,4,0.6387,1
Misc : WG450260,ICAL5222
ALS Vial : 3 Sample Multiplier: 1

Integration File: events.e
Quant Time: Jan 05 12:35:45 2011
Quant Method : O:\Forensics\Data\airlab10\110104FG\FG100730.M
Quant Title : Fixed Gas Analysis via Method 3C
QLast Update : Sat Oct 30 10:36:20 2010
Response via : Initial Calibration
Integrator: ChemStation

Volume Inj. :
Signal Phase :
Signal Info :

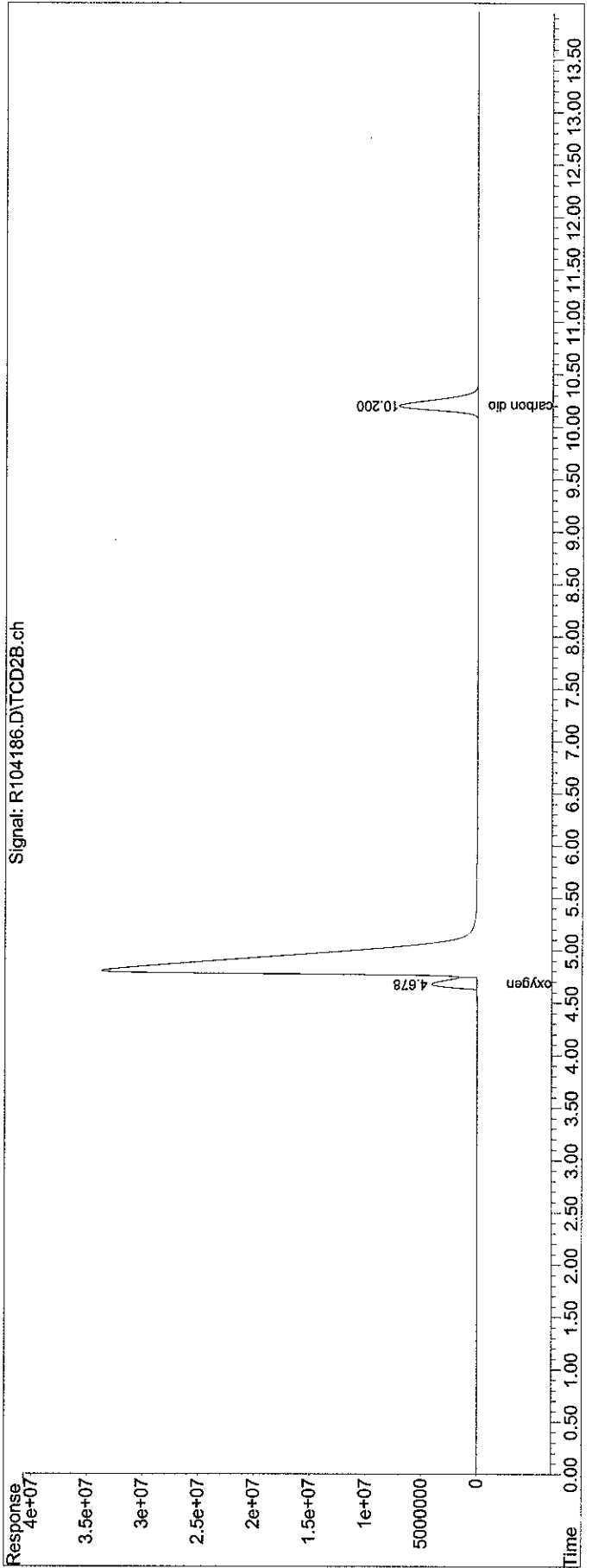


Sub List : CO2,O2,CH4 - .report (QT Reviewed)

Data Path : O:\Forensics\Data\airlab10\110104FG\
Data File : R104186.D
Signal(s) : TCD2B.ch
Acq On : 4 Jan 2011 7:58 pm
Operator : airlab10:bs
Sample : L1020380-02D,4,0.5788,1
Misc : WG450260,ICAL5222
ALS Vial : 4 Sample Multiplier: 1

Integration File: events.e
Quant Time: Jan 05 12:36:16 2011
Quant Method : O:\Forensics\Data\airlab10\110104FG\FG100730.M
Quant Title : Fixed Gas Analysis via Method 3C
QLast Update : Sat Oct 30 10:36:20 2010
Response via : Initial Calibration
Integrator: ChemStation

Volume Inj. :
Signal Phase :
Signal Info :

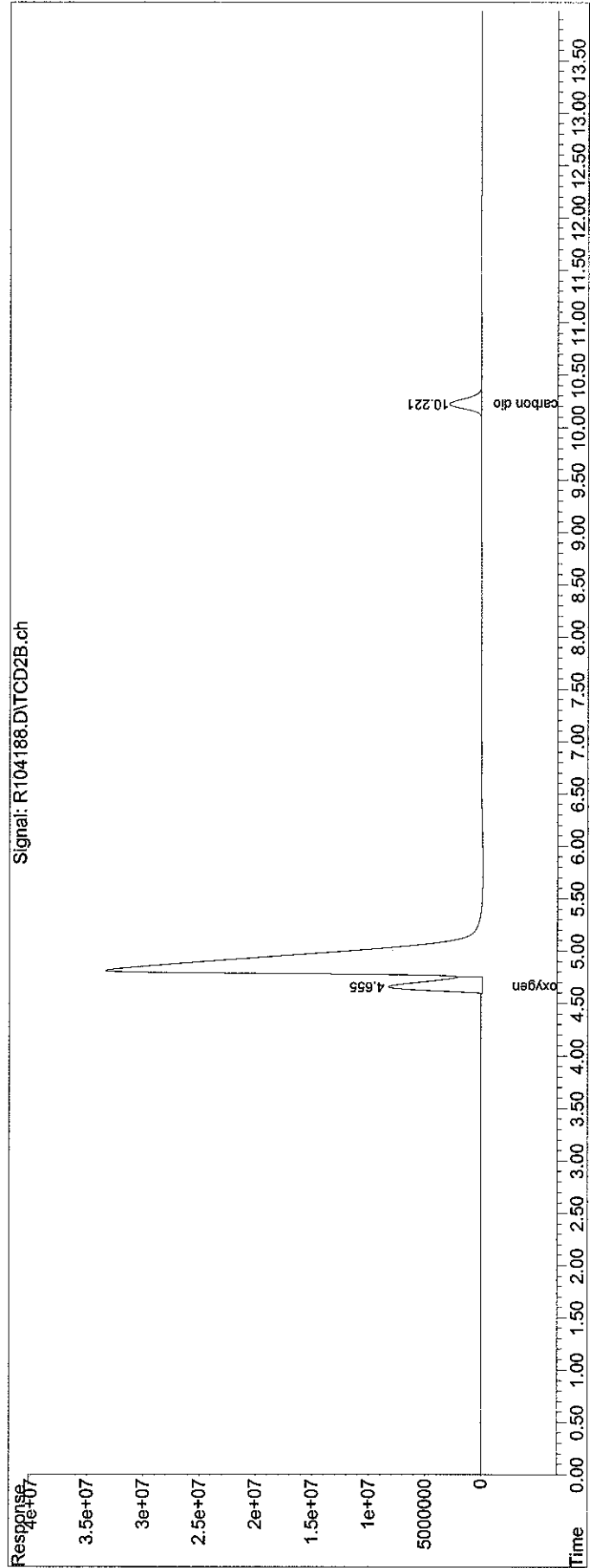


Sub List : CO2,O2,CH4 - .report (QT Reviewed)

Data Path : O:\Forensics\Data\airlab10\110104FG\
Data File : R104188.D
Signal(s) : TCD2B.ch
Acq On : 4 Jan 2011 8:37 pm
Operator : airlab10:bs
Sample : L1020380-03D,4,0.5796,1
Misc : WG450260,ICAL5222
ALS Vial : 5 Sample Multiplier: 1

Integration File: events.e
Quant Time: Jan 05 12:36:48 2011
Quant Method : O:\Forensics\Data\airlab10\110104FG\FG100730.M
Quant Title : Fixed Gas Analysis via Method 3C
QLast Update : Sat Oct 30 10:36:20 2010
Response via : Initial Calibration
Integrator: ChemStation

Volume Inj. :
Signal Phase :
Signal Info :

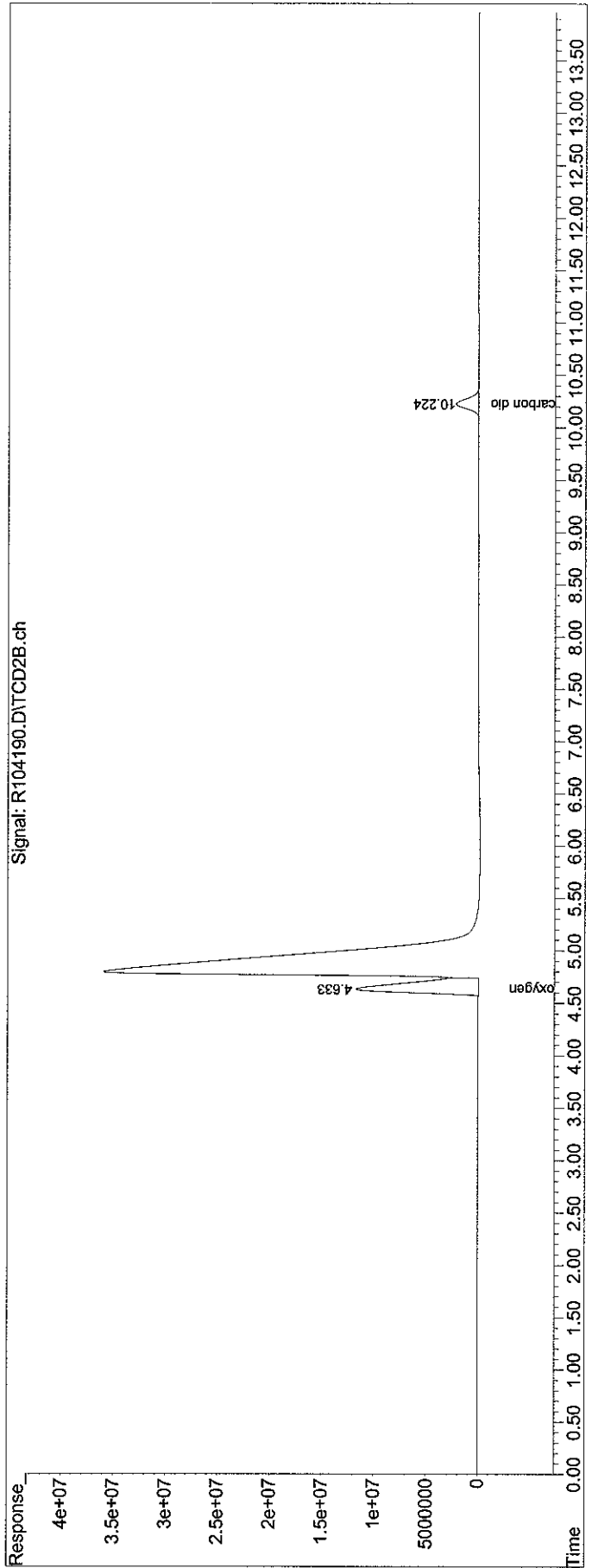


Sub List : CO2,O2,CH4 - .report (QT Reviewed)

Data Path : O:\Forensics\Data\airlab10\110104FG\
Data File : R104190.D
Signal(s) : TCD2B.ch
Acq On : 4 Jan 2011 9:17 pm
Operator : airlab10:bs
Sample : L1020380-04D,4,0.6800,1
Misc : WG450260,ICAL5222
ALS Vial : 6 Sample Multiplier: 1

Integration File: events.e
Quant Time: Jan 05 12:37:16 2011
Quant Method : O:\Forensics\Data\airlab10\110104FG\FG100730.M
Quant Title : Fixed Gas Analysis via Method 3C
QLast Update : Sat Oct 30 10:36:20 2010
Response via : Initial Calibration
Integrator: ChemStation

Volume Inj. :
Signal Phase :
Signal Info :

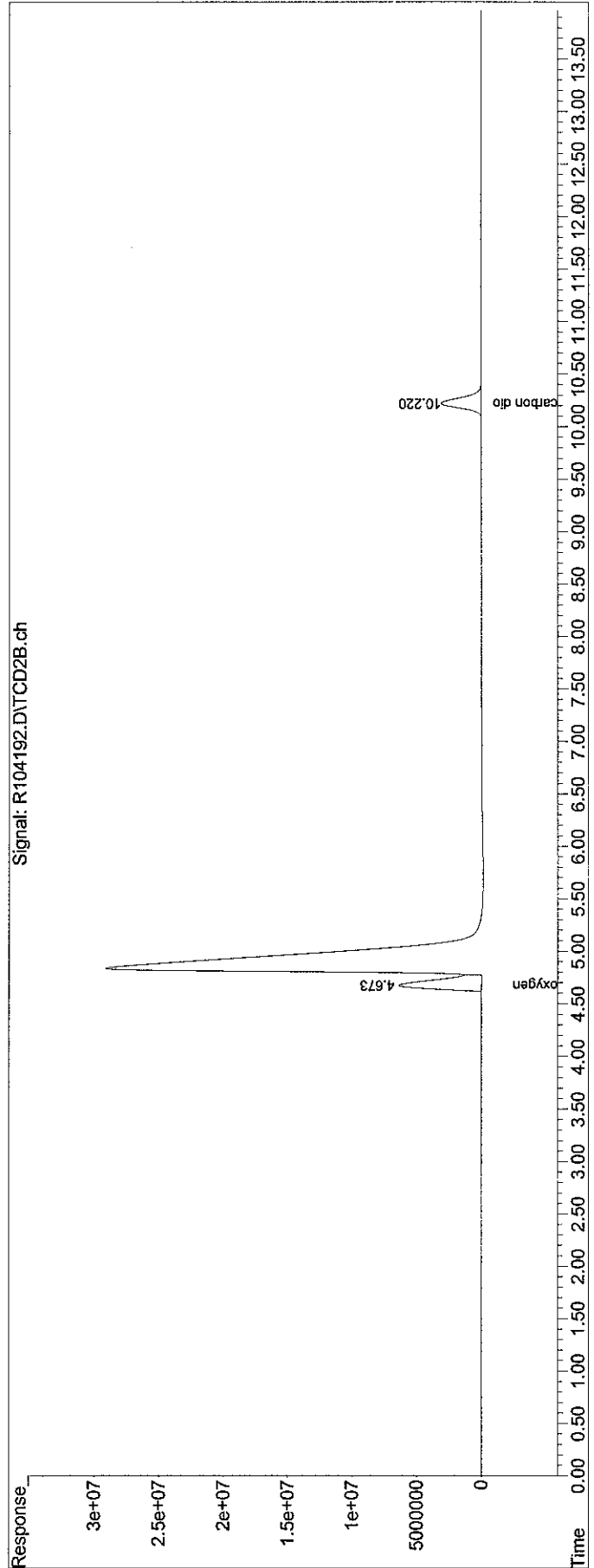


Sub List : CO2,O2,CH4 - .report (QT Reviewed)

Data Path : O:\Forensics\Data\airlab10\110104FG\
Data File : R104192.D
Signal(s) : TCD2B.ch
Acq On : 4 Jan 2011 9:57 pm
Operator : airlab10:bs
Sample : L1020380-05D,4,0.4719,1
Misc : WG450260,ICAL5222
ALS Vial : 7 Sample Multiplier: 1

Integration File: events.e
Quant Time: Jan 05 12:37:46 2011
Quant Method : O:\Forensics\Data\airlab10\110104FG\FG100730.M
Quant Title : Fixed Gas Analysis via Method 3C
Quant Update : Sat Oct 30 10:36:20 2010
Response via : Initial Calibration
Integrator: ChemStation

Volume Inj. :
Signal Phase :
Signal Info :

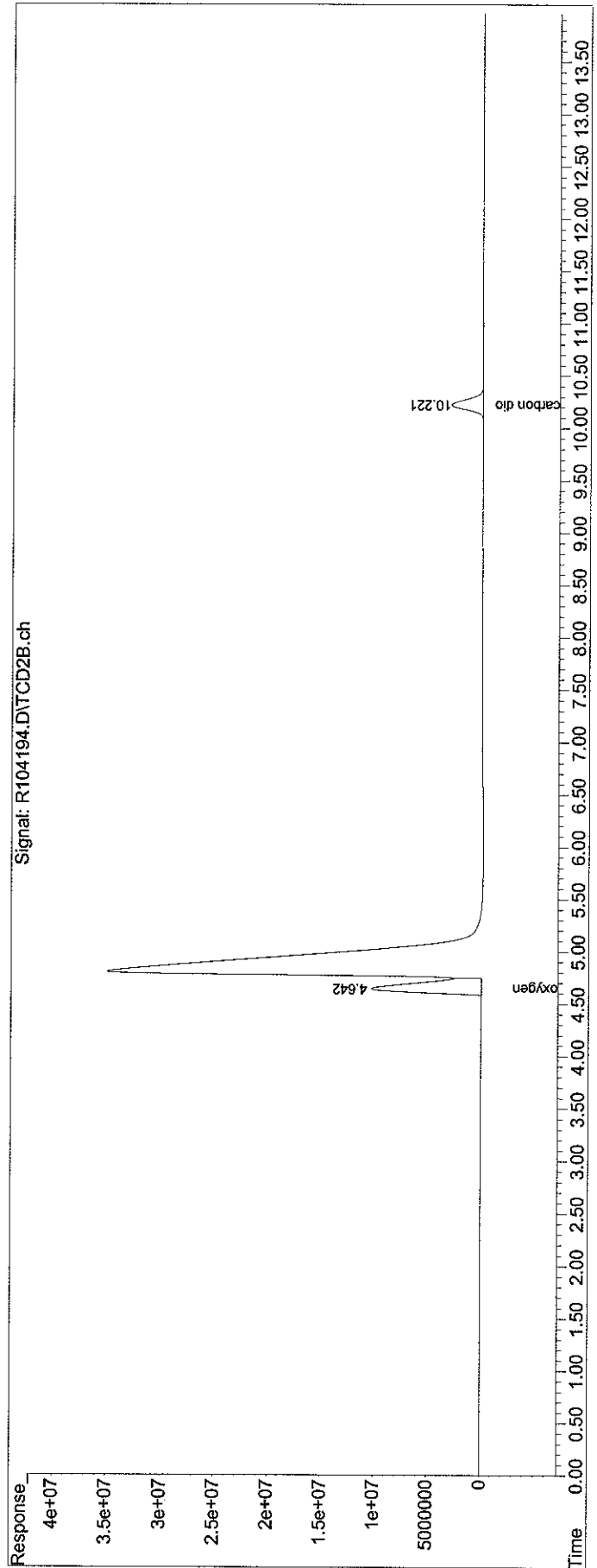


Sub List : CO2,O2,CH4 - .report (QT Reviewed)

Data Path : O:\Forensics\Data\airlab10\110104FG\
Data File : R104194.D
Signal(s) : TCD2B.ch
Acq On : 4 Jan 2011 10:37 pm
Operator : airlab10:bs
Sample : L1020380-06D,4,0.6437,1
Misc : WG450260,ICAL5222
ALS Vial : 9 Sample Multiplier: 1

Integration File: events.e
Quant Time: Jan 05 12:38:10 2011
Quant Method : O:\Forensics\Data\airlab10\110104FG\FG100730.M
Quant Title : Fixed Gas Analysis via Method 3C
QLast Update : Sat Oct 30 10:36:20 2010
Response via : Initial Calibration
Integrator: ChemStation

Volume Inj. :
Signal Phase :
Signal Info :

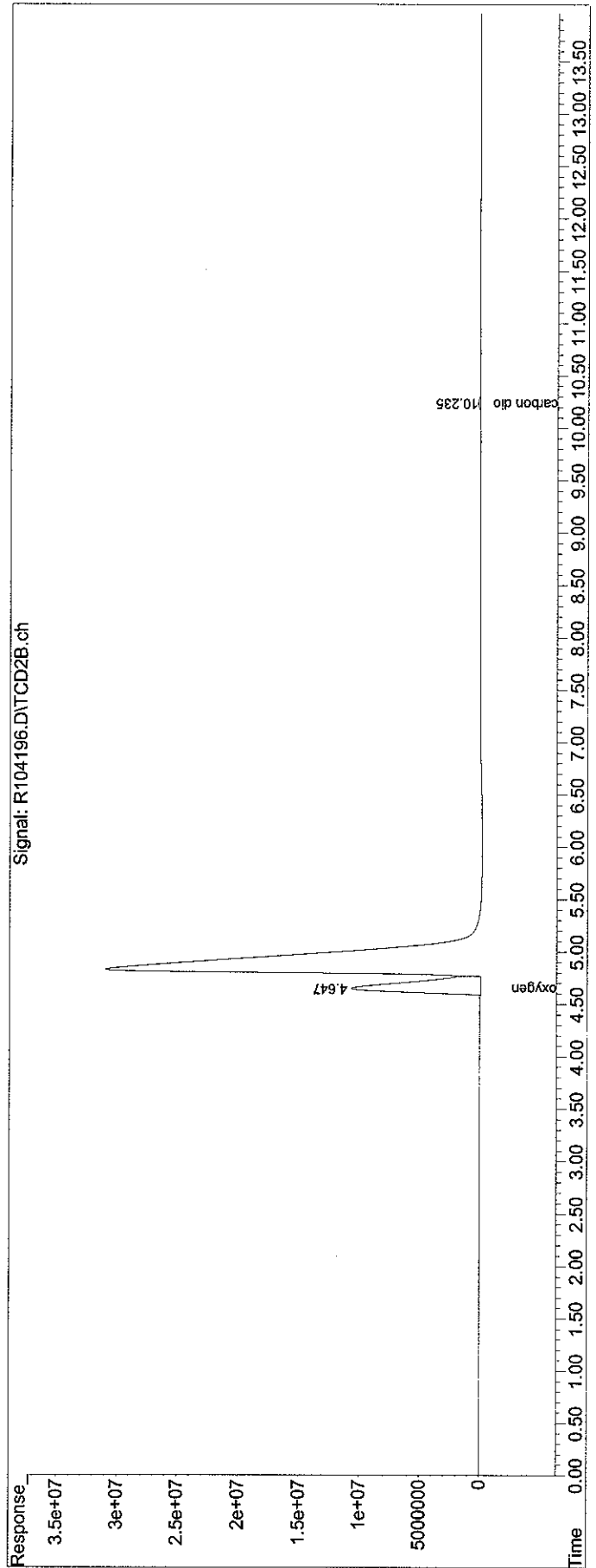


Sub List : CO2,O2,CH4 - .report (QT Reviewed)

Data Path : O:\Forensics\Data\airlab10\110104FG\
Data File : R104196.D
Signal(s) : TCD2B.ch
Acq On : 4 Jan 2011 11:16 pm
Operator : airlab10:bs
Sample : L1020380-07D,4,0.5359,1
Misc : WG450260,ICAL5222
ALS Vial : 10 Sample Multiplier: 1

Integration File: events.e
Quant Time: Jan 05 12:38:38 2011
Quant Method : O:\Forensics\Data\airlab10\110104FG\FG100730.M
Quant Title : Fixed Gas Analysis via Method 3C
QLast Update : Sat Oct 30 10:36:20 2010
Response via : Initial Calibration
Integrator: ChemStation

Volume Inj. :
Signal Phase :
Signal Info :

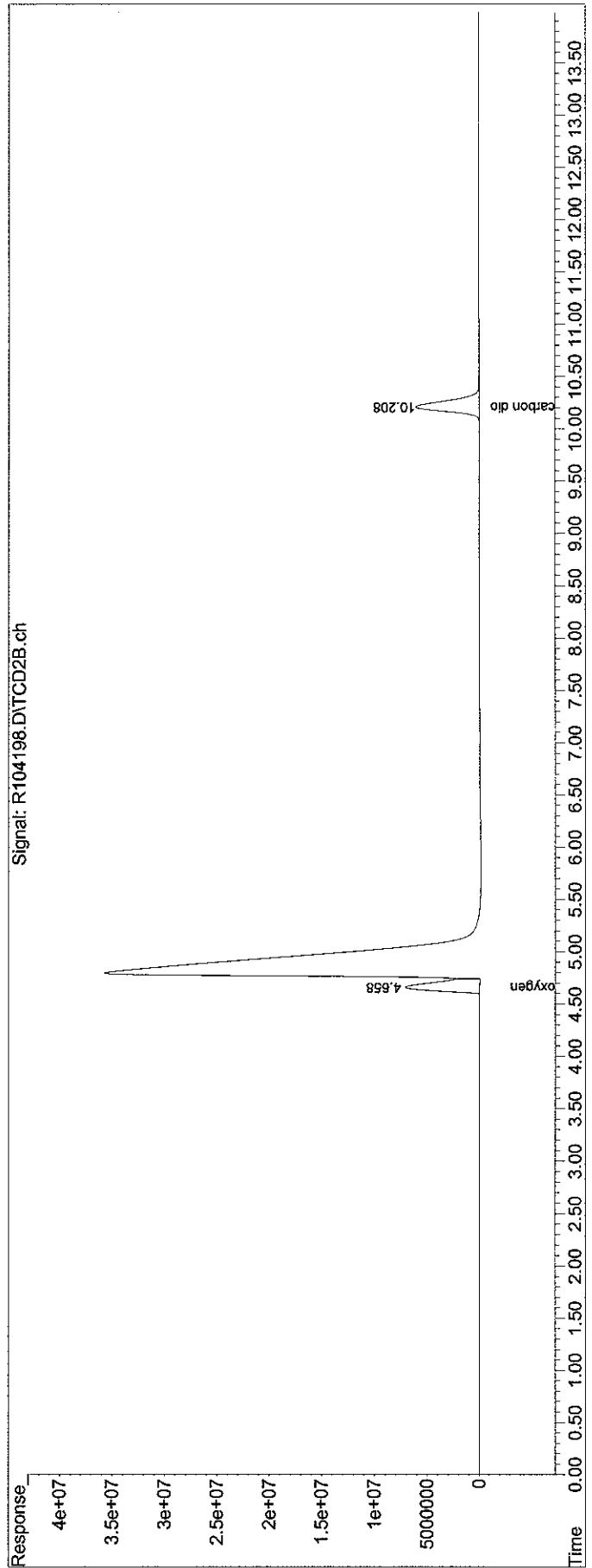


Sub List : CO2,O2,CH4 - .report (QT Reviewed)

Data Path : O:\Forensics\Data\airlab10\110104FG\
Data File : R104198.D
Signal(s) : TCD2B.ch
Acq On : 4 Jan 2011 11:57 pm
Operator : airlab10:bs
Sample : L1020380-08D,4,0.6489,1
Misc : WG450260,ICAL5222
ALS Vial : 11 Sample Multiplier: 1

Integration File: events.e
Quant Time: Jan 05 12:39:06 2011
Quant Method : O:\Forensics\Data\airlab10\110104FG\FG100730.M
Quant Title : Fixed Gas Analysis via Method 3C
QLast Update : Sat Oct 30 10:36:20 2010
Response via : Initial Calibration
Integrator: ChemStation

Volume Inj. :
Signal Phase :
Signal Info :

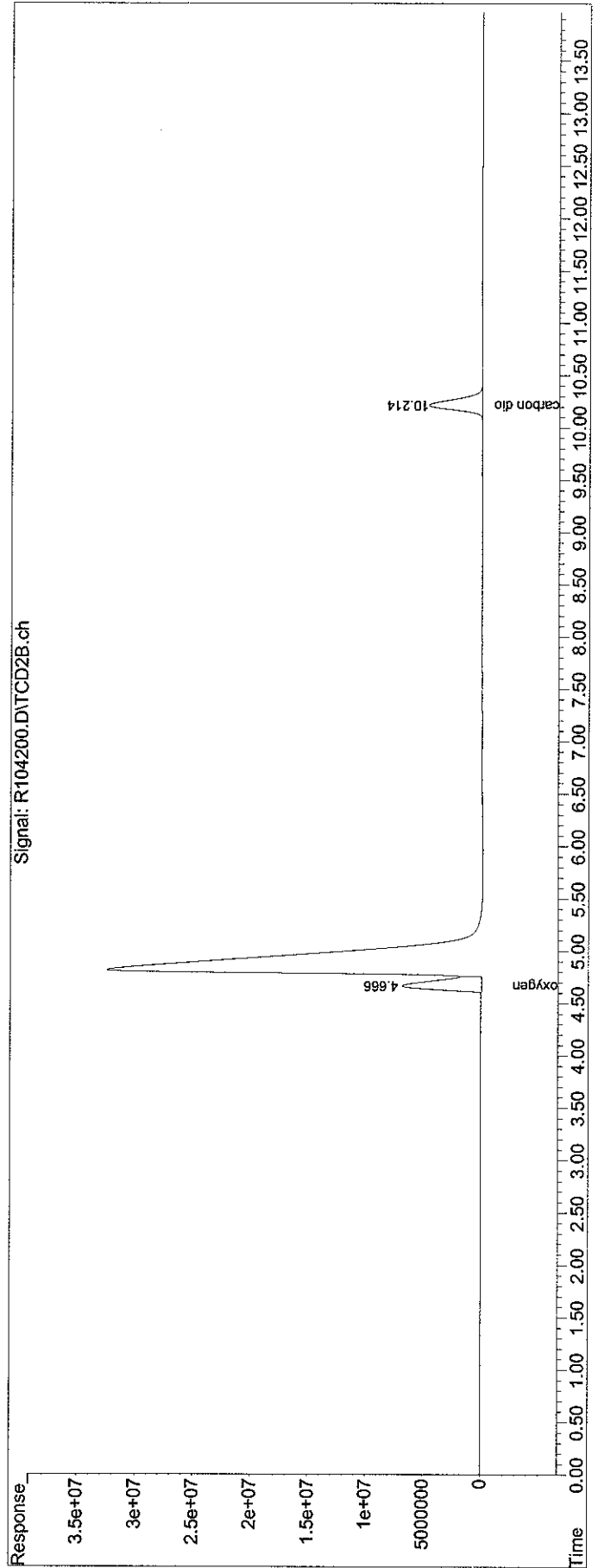


Sub List : CO2,O2,CH4 - .report (QT Reviewed)

Data Path : O:\Forensics\Data\airlab10\110104FG\
 Data File : R104200.D
 Signal(s) : TCD2B.ch
 Acq On : 5 Jan 2011 12:37 am
 Operator : airlab10:bs
 Sample : L1020380-09D,4,0.5653,1
 Misc : WG450260,ICAL5222
 ALS Vial : 12 Sample Multiplier: 1

Integration File: events.e
 Quant Time: Jan 05 12:39:31 2011
 Quant Method : O:\Forensics\Data\airlab10\110104FG\FG100730.M
 Quant Title : Fixed Gas Analysis via Method 3C
 QLast Update : Sat Oct 30 10:36:20 2010
 Response via : Initial Calibration
 Integrator: ChemStation

Volume Inj. :
 Signal Phase :
 Signal Info :

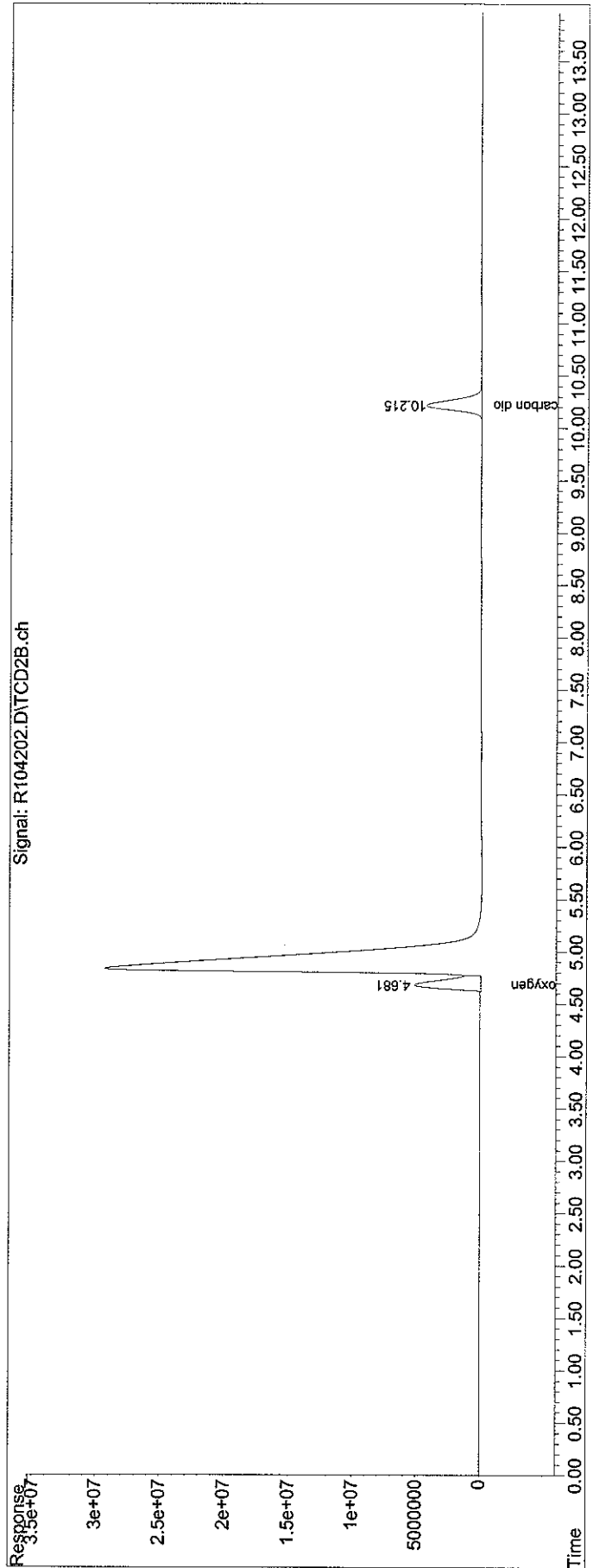


Sub List : CO2,O2,CH4 - .report (QT Reviewed)

Data Path : O:\Forensics\Data\airlab10\110104FG\
Data File : R104202.D
Signal(s) : TCD2B.ch
Acq On : 5 Jan 2011 1:17 am
Operator : airlab10:bs
Sample : L1020380-10D,4,0.4667,1
Misc : WG450260,ICAL5222
ALS Vial : 24 Sample Multiplier: 1

Integration File: events.e
Quant Time: Jan 05 12:39:56 2011
Quant Method : O:\Forensics\Data\airlab10\110104FG\FG100730.M
Quant Title : Fixed Gas Analysis via Method 3C
QLast Update : Sat Oct 30 10:36:20 2010
Response via : Initial Calibration
Integrator: ChemStation

Volume Inj. :
Signal Phase :
Signal Info :

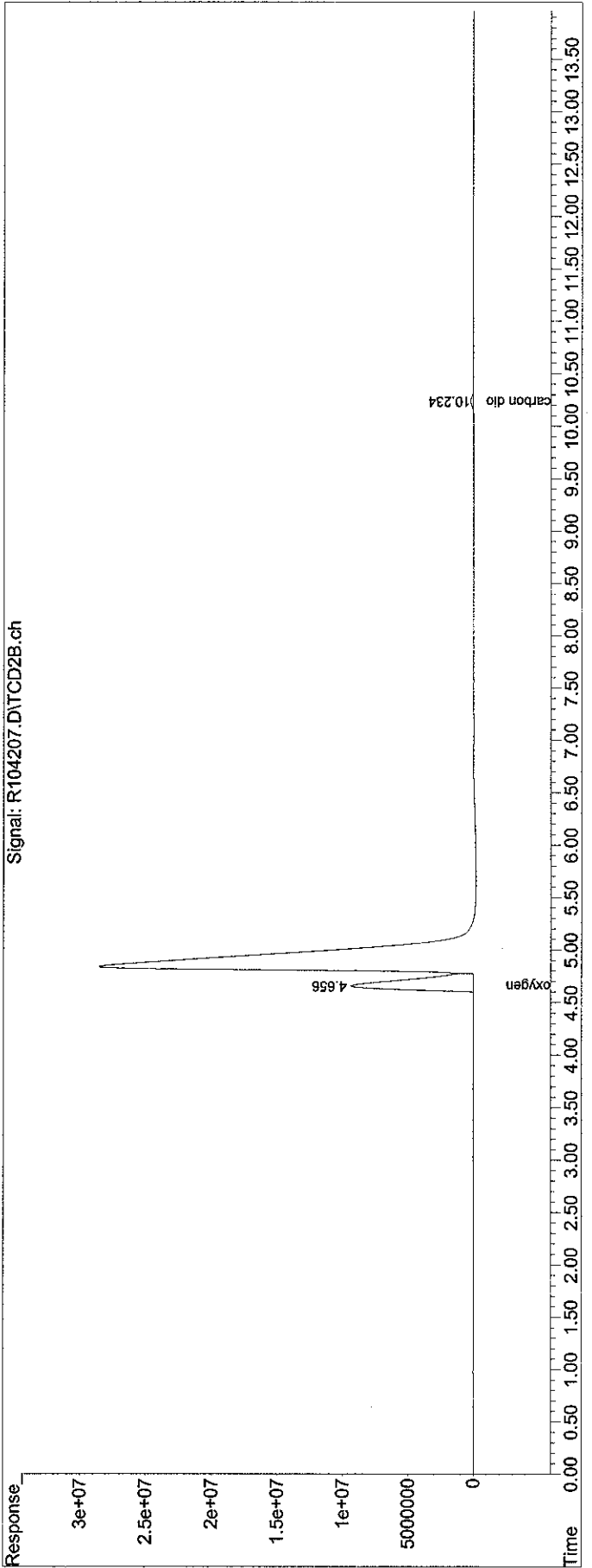


Sub List : CO2,O2,CH4 - .report (QT Reviewed)

Data Path : O:\Forensics\Data\airlab10\110105FG\
Data File : R104207.D
Signal(s) : TCD2B.ch
Acq On : 5 Jan 2011 1:49 pm
Operator : airlab10:RY
Sample : L1020380-11D,4,0.4664,1
Misc : WG450365,ICAL5222
ALS Vial : 3 Sample Multiplier: 1

Integration File: events.e
Quant Time: Jan 05 16:36:49 2011
Quant Method : O:\Forensics\Data\airlab10\110105FG\FG100730.M
Quant Title : Fixed Gas Analysis via Method 3C
Quant Update : Sat Oct 30 10:36:20 2010
Response via : Initial Calibration
Integrator: ChemStation

Volume Inj. :
Signal Phase :
Signal Info :

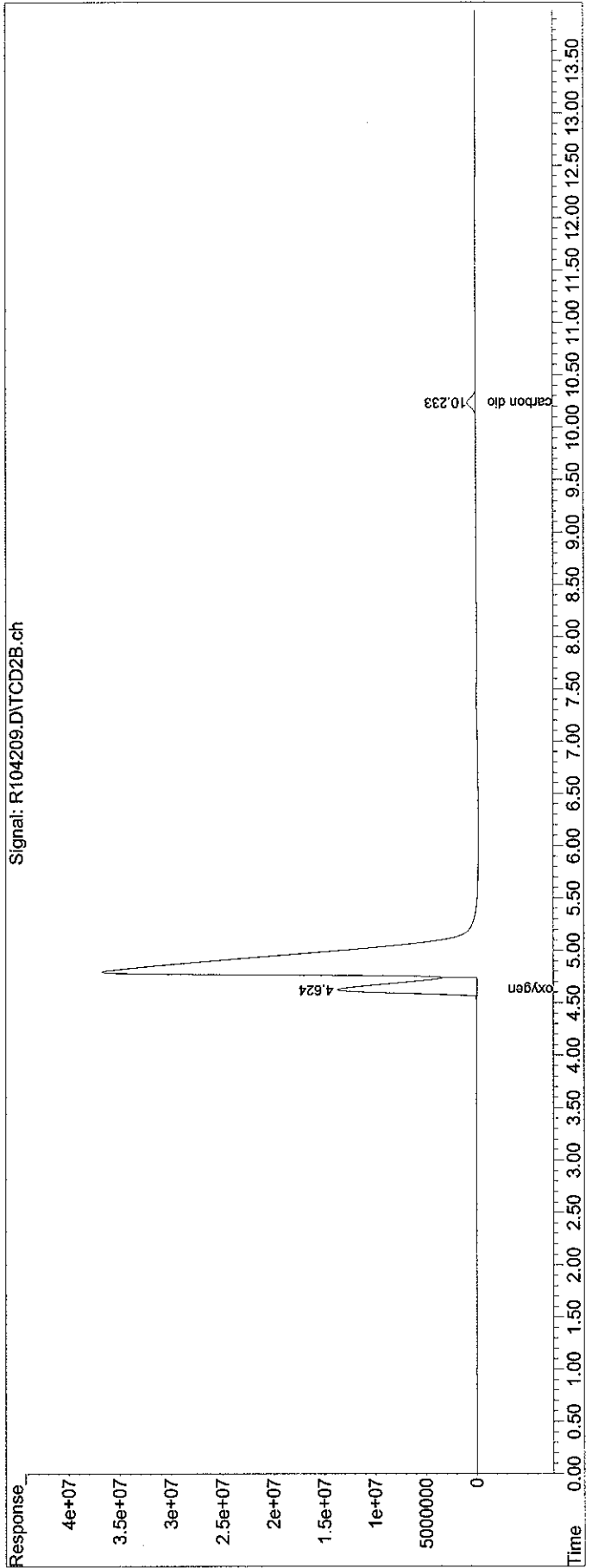


Sub List : CO2,O2,CH4 - .report (QT Reviewed)

Data Path : O:\Forensics\Data\airlab10\110105FG\
Data File : R104209.D
Signal(s) : TCD2B.ch
Acq On : 5 Jan 2011 2:28 pm
Operator : airlab10:RY
Sample : L1020380-12D,4,0.7107,1
Misc : WG450365,ICAL5222
ALS Vial : 4 Sample Multiplier: 1

Integration File: events.e
Quant Time: Jan 05 16:38:10 2011
Quant Method : O:\Forensics\Data\airlab10\110105FG\FG100730.M
Quant Title : Fixed Gas Analysis via Method 3C
QLast Update : Sat Oct 30 10:36:20 2010
Response via : Initial Calibration
Integrator: ChemStation

Volume Inj. :
Signal Phase :
Signal Info :

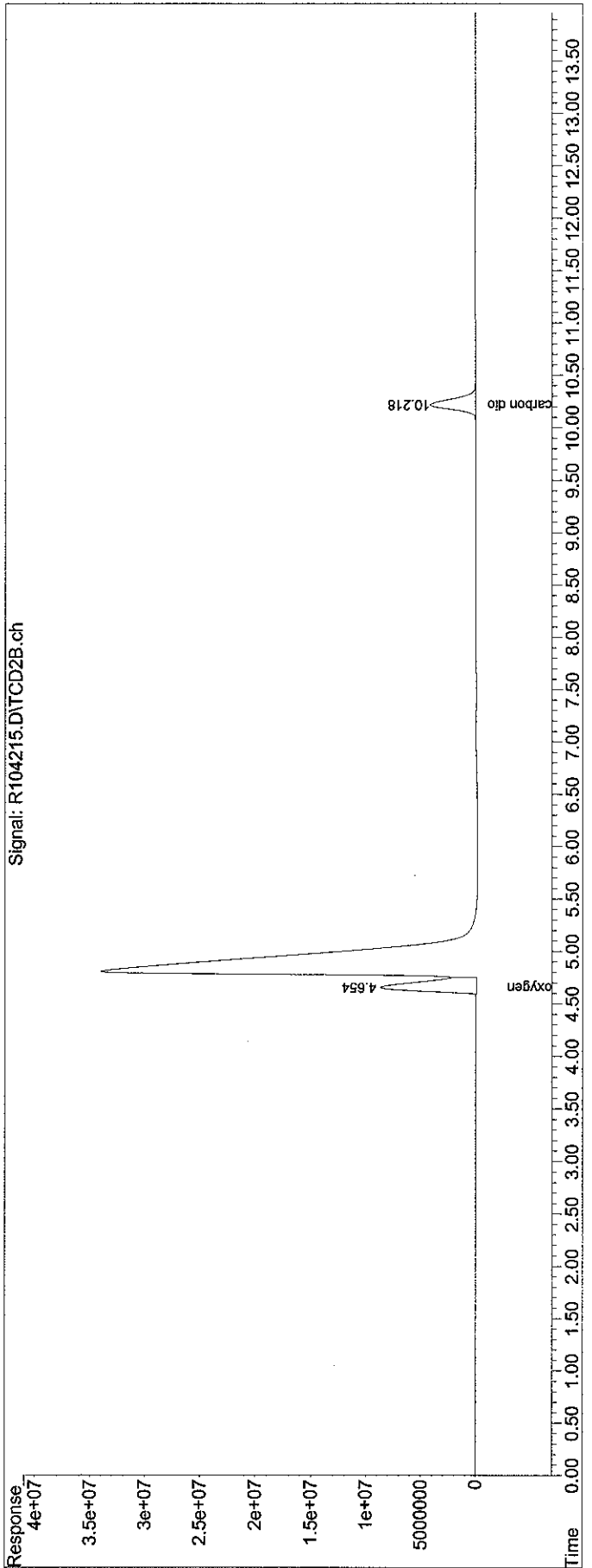


Sub List : CO2,O2,CH4 - .report (QT Reviewed)

Data Path : O:\Forensics\Data\airlab10\110105FG\
 Data File : R104215.D
 Signal(s) : TCD2B.ch
 Acq On : 5 Jan 2011 4:25 pm
 Operator : airlab10:RY
 Sample : L1020380-13D,4,0.6149,1
 Misc : WG450365,ICAL5222
 ALS Vial : 7 Sample Multiplier: 1

Integration File: events.e
 Quant Time: Jan 05 16:41:53 2011
 Quant Method : O:\Forensics\Data\airlab10\110105FG\FG100730.M
 Quant Title : Fixed Gas Analysis via Method 3C
 QLast Update : Sat Oct 30 10:36:20 2010
 Response via : Initial Calibration
 Integrator: ChemStation

Volume Inj. :
 Signal Phase :
 Signal Info :

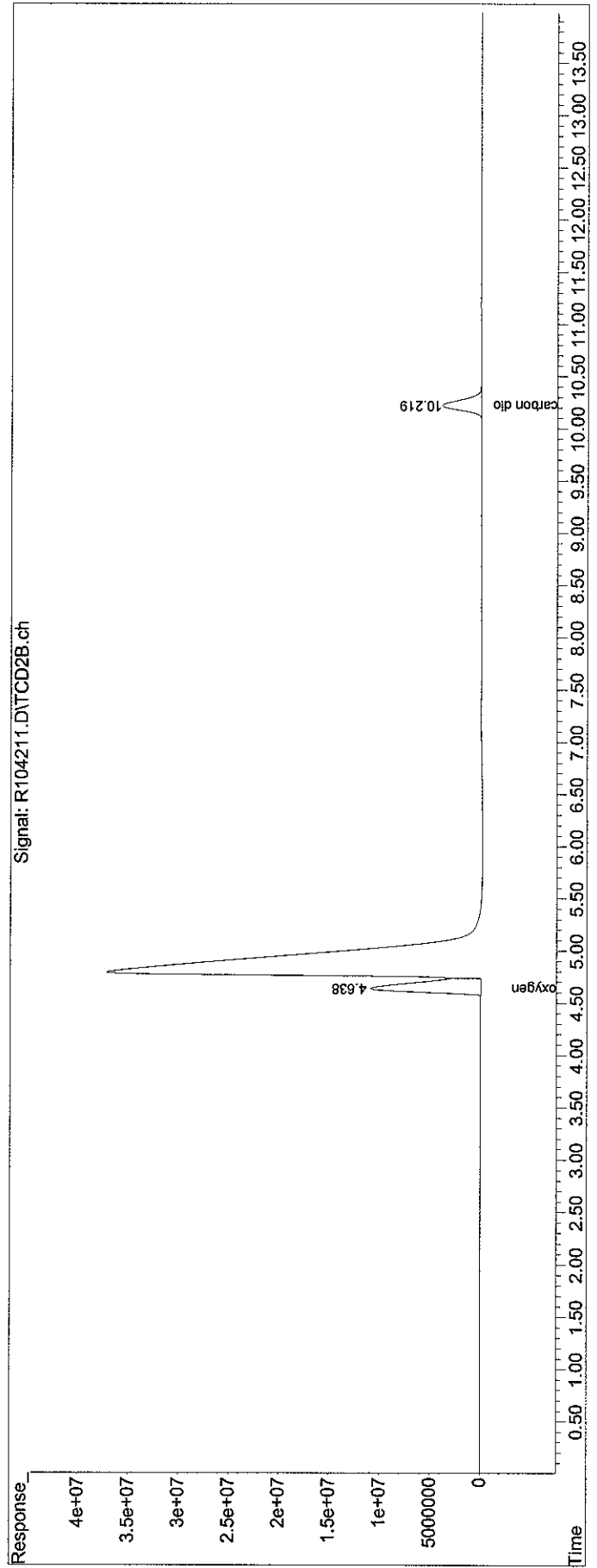


Sub List : CO2,O2,CH4 - .report (QT Reviewed)

Data Path : O:\Forensics\Data\airlab10\110105FG\
Data File : R104211.D
Signal(s) : TCD2B.ch
Acq On : 5 Jan 2011 3:07 pm
Operator : airlab10:RY
Sample : L1020380-14D,4,0.7073,1
Misc : WG450365,ICAL5222
ALS Vial : 5 Sample Multiplier: 1

Integration File: events.e
Quant Time: Jan 05 16:39:23 2011
Quant Method : O:\Forensics\Data\airlab10\110105FG\FG100730.M
Quant Title : Fixed Gas Analysis via Method 3C
QLast Update : Sat Oct 30 10:36:20 2010
Response via : Initial Calibration
Integrator: ChemStation

Volume Inj. :
Signal Phase :
Signal Info :

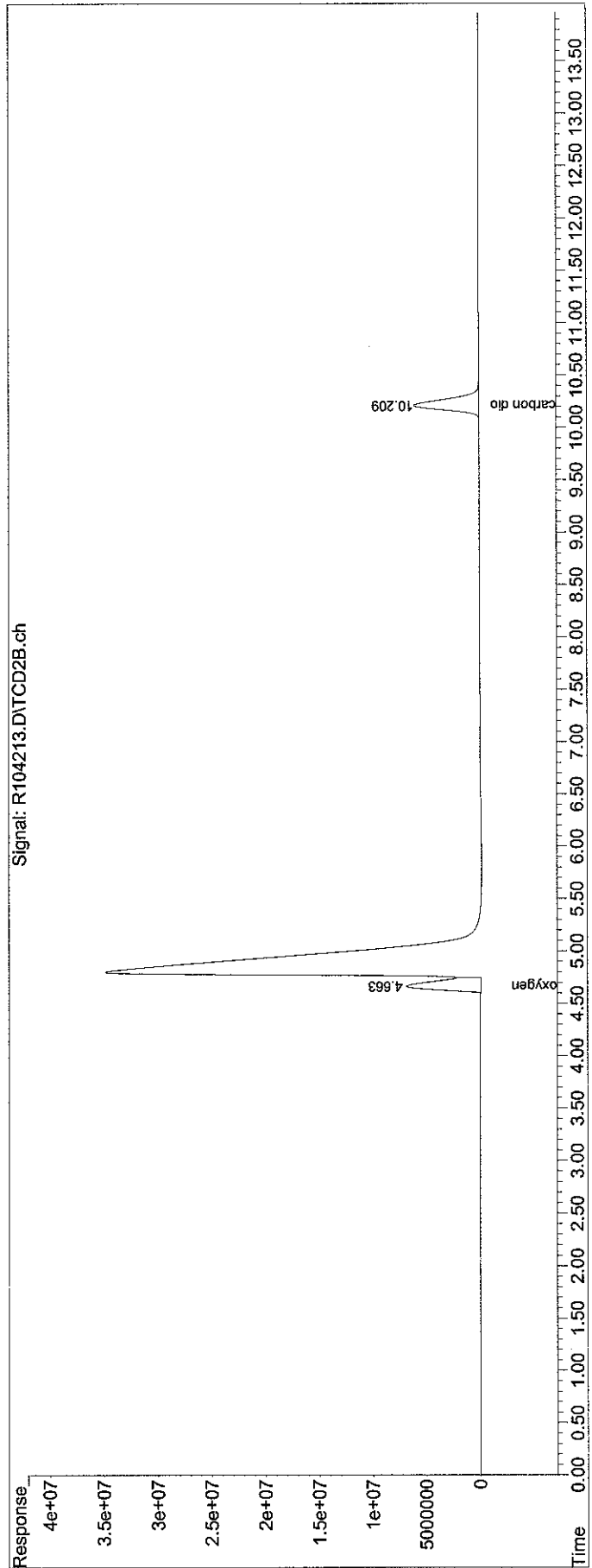


Sub List : CO2,O2,CH4 - .report (QT Reviewed)

Data Path : O:\Forensics\Data\airlab10\110105FG\
Data File : R104213.D
Signal(s) : TCD2B.ch
Acq On : 5 Jan 2011 3:46 pm
Operator : airlab10:RY
Sample : L1020380-15D,4,0.6225,1
Misc : WG450365,ICAL5222
ALS Vial : 6 Sample Multiplier: 1

Integration File: events.e
Quant Time: Jan 05 16:40:39 2011
Quant Method : O:\Forensics\Data\airlab10\110105FG\FG100730.M
Quant Title : Fixed Gas Analysis via Method 3C
QLast Update : Sat Oct 30 10:36:20 2010
Response via : Initial Calibration
Integrator: ChemStation

Volume Inj. :
Signal Phase :
Signal Info :

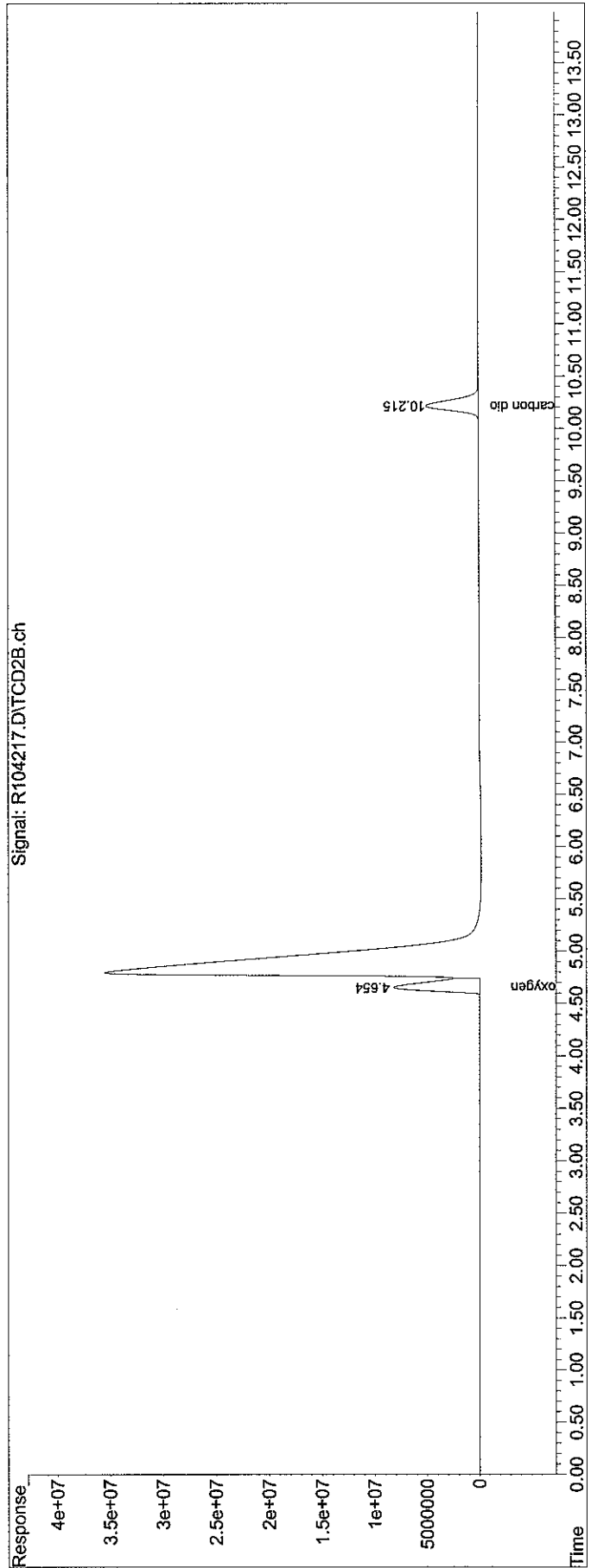


Sub List : CO2,O2,CH4 - .report (QT Reviewed)

Data Path : O:\Forensics\Data\airlab10\110105FG\
Data File : R104217.D
Signal(s) : TCD2B.ch
Acq On : 5 Jan 2011 5:05 pm
Operator : airlab10:RY
Sample : L1020380-16D,4,0.6487,1
Misc : WG450365,ICAL5222
ALS Vial : 9 Sample Multiplier: 1

Integration File: events.e
Quant Time: Jan 05 18:00:15 2011
Quant Method : O:\Forensics\Data\airlab10\110105FG\FG100730.M
Quant Title : Fixed Gas Analysis via Method 3C
QLast Update : Sat Oct 30 10:36:20 2010
Response via : Initial Calibration
Integrator: ChemStation

Volume Inj. :
Signal Phase :
Signal Info :

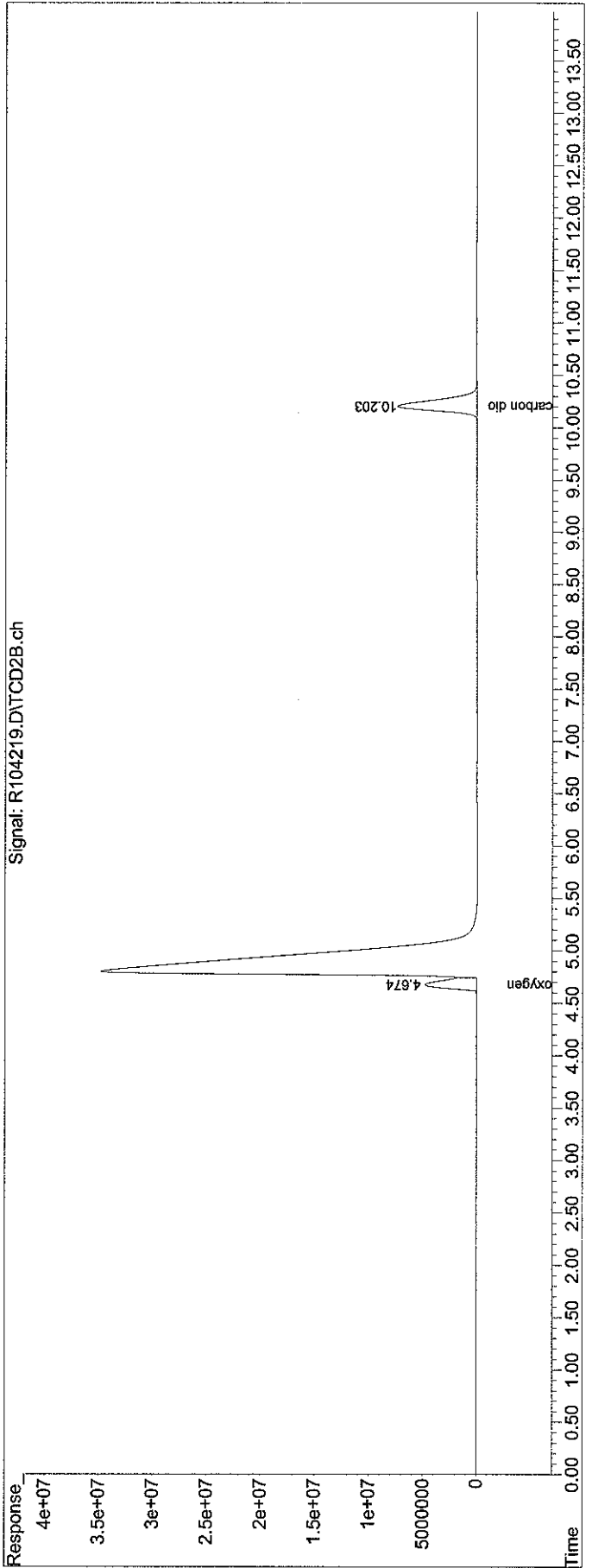


Sub List : CO2,O2,CH4 - .report (QT Reviewed)

Data Path : O:\Forensics\Data\airlab10\110105FG\
 Data File : R104219.D
 Signal(s) : TCD2B.ch
 Acq On : 5 Jan 2011 5:44 pm
 Operator : airlab10:RY
 Sample : L1020380-17D,4,0.6206,1
 Misc : WG450365,ICAL5222
 ALS Vial : 10 Sample Multiplier: 1

Integration File: events.e
 Quant Time: Jan 05 18:01:21 2011
 Quant Method : O:\Forensics\Data\airlab10\110105FG\FG100730.M
 Quant Title : Fixed Gas Analysis via Method 3C
 QLast Update : Sat Oct 30 10:36:20 2010
 Response via : Initial Calibration
 Integrator: ChemStation

Volume Inj. :
 Signal Phase :
 Signal Info :

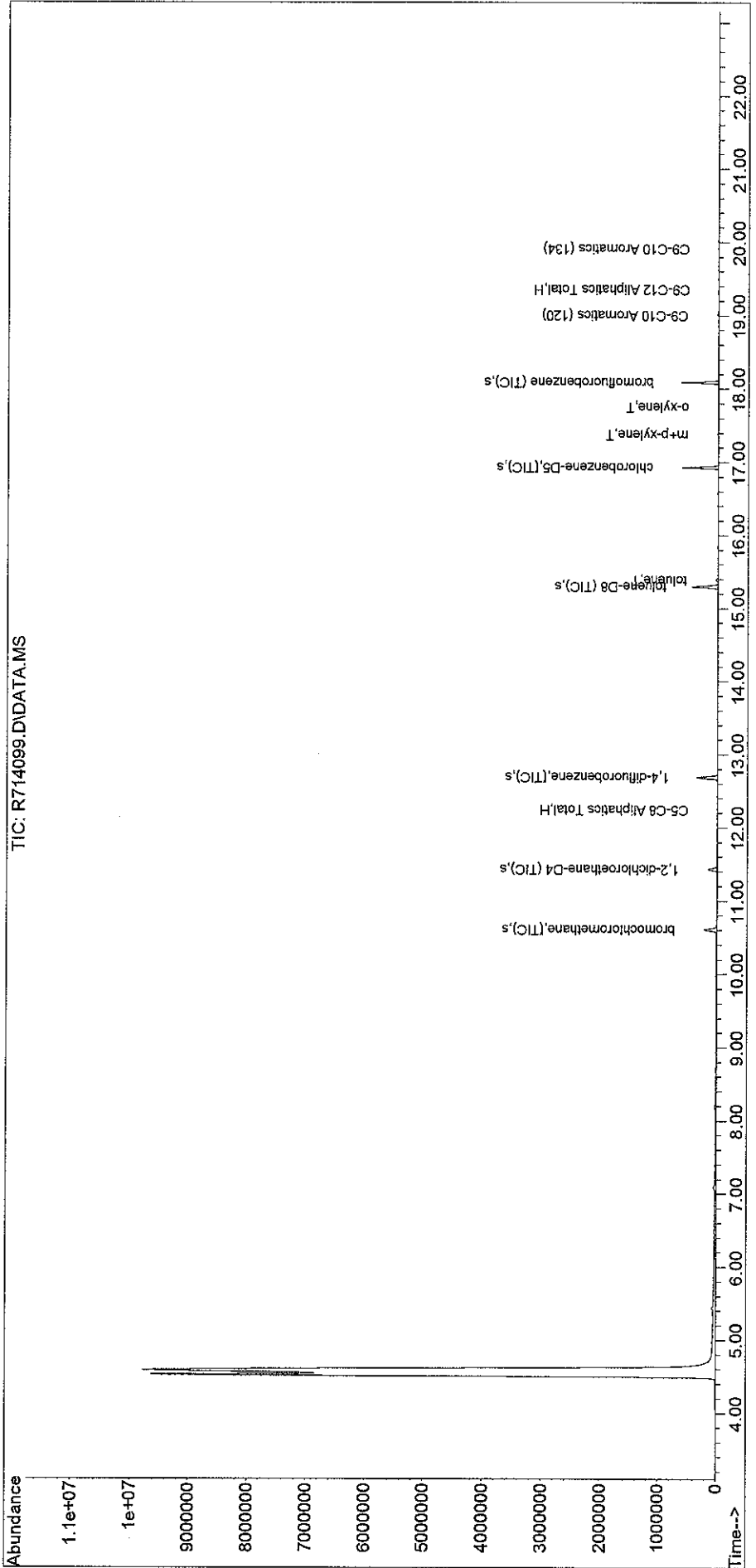


APH

Sub List : APH_STD_M - .ion Report (QT Reviewed)

Data Path : O:\Forensics\Data\Airlab7\2010\101226A\
Data File : R714099.D
Acq On : 26 Dec 2010 3:27 pm
Operator : AIRLAB7:BS
Sample : L1020380-01,3,250,250
Misc : WG449336, ICAL5534
ALS Vial : 5 Sample Multiplier: 1

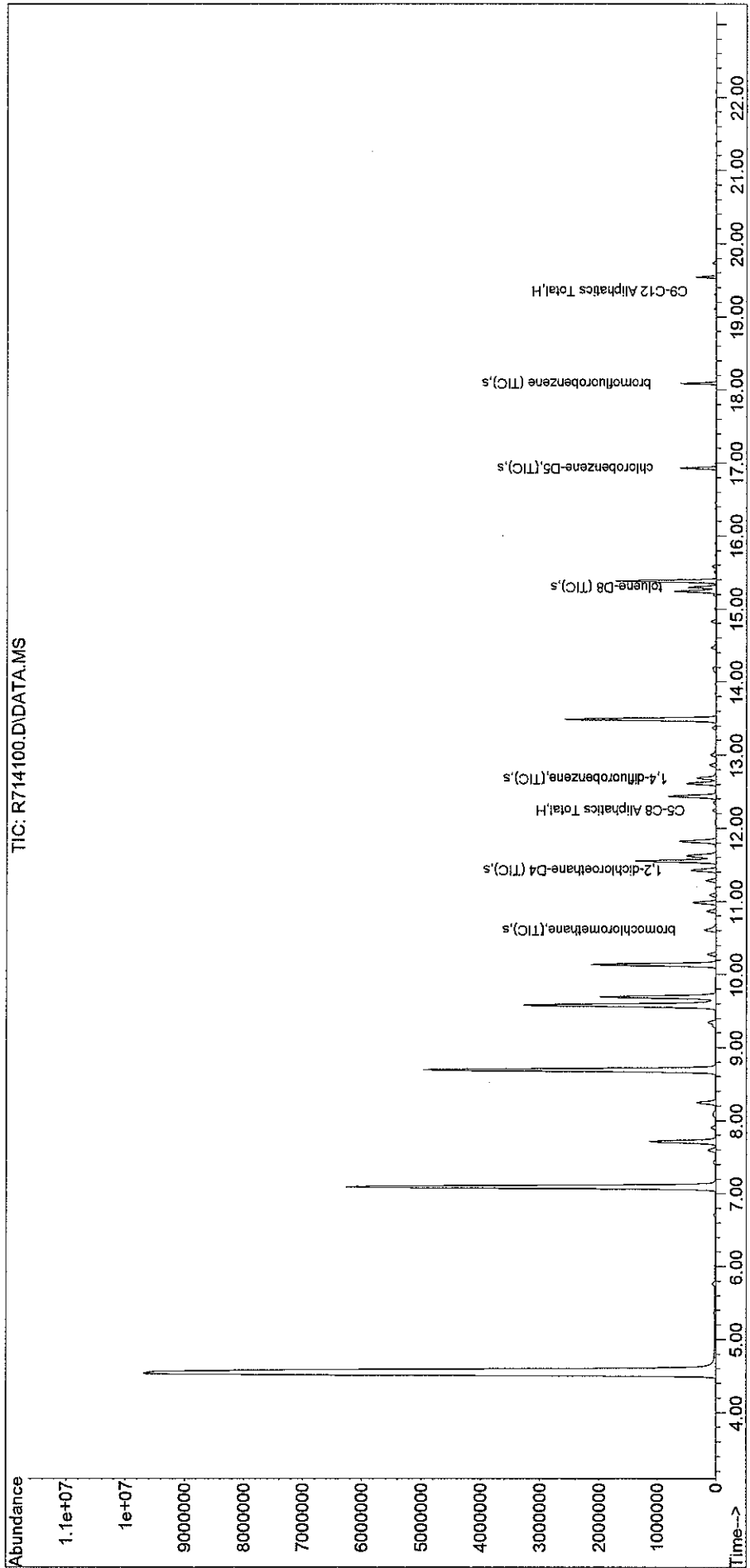
Quant Time: Dec 27 11:00:15 2010
Quant Method : O:\Forensics\Data\Airlab7\2010\101226A\APH101209.M
Quant Title : APH Analysis
QLast Update : Thu Dec 09 16:33:12 2010
Response via : Initial Calibration



Sub List : APH_STD_M - .ion Report (QT Reviewed)

Data Path : O:\Forensics\Data\AirLab7\2010\101226A\
Data File : R714100.D
Acq On : 26 Dec 2010 4:01 pm
Operator : AIRLAB7:BS
Sample : L1020380-02D,3,25,250
Misc : WG449336,ICAL5534
ALS Vial : 6 Sample Multiplier: 1

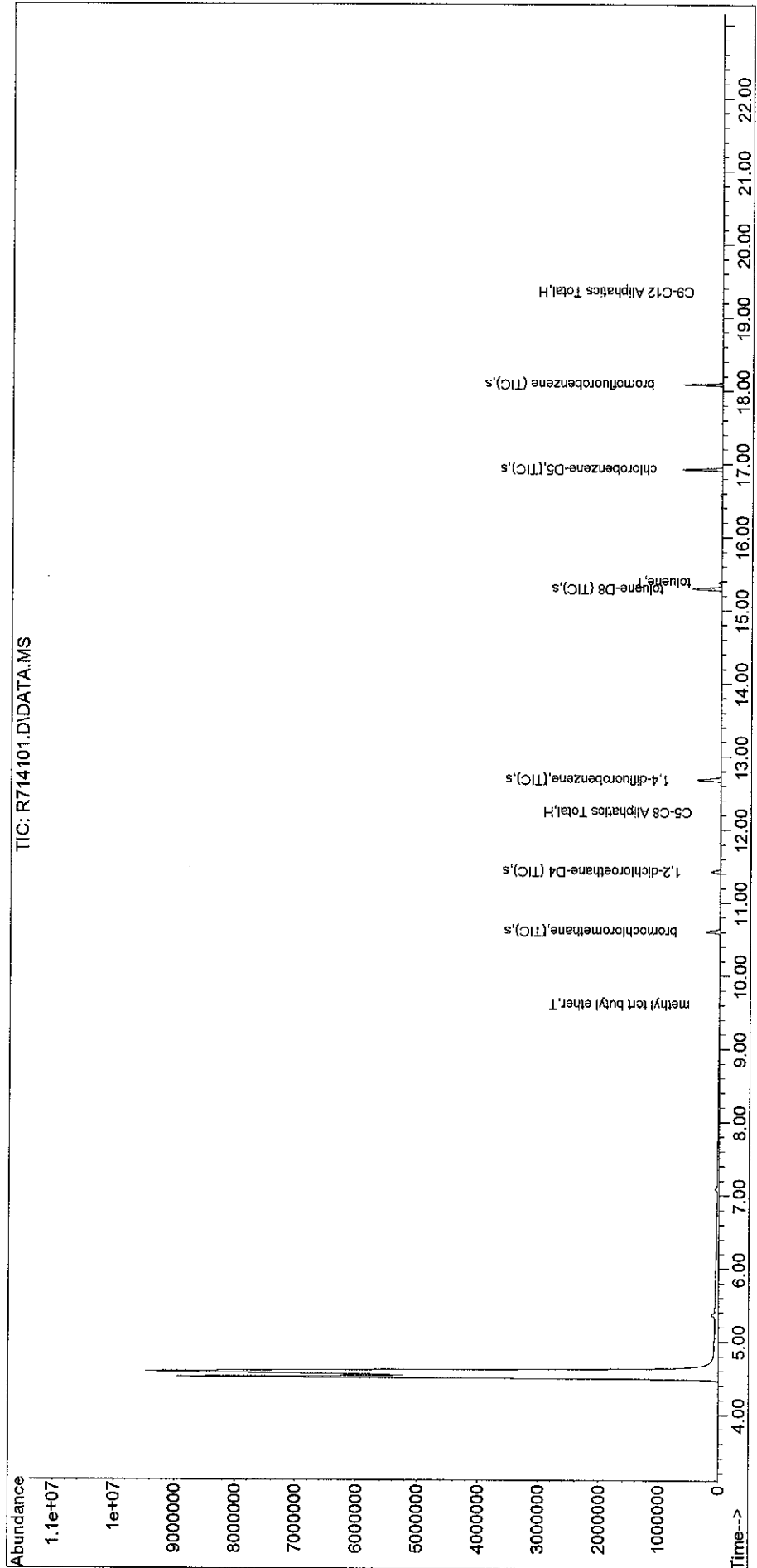
Quant Time: Dec 27 11:02:15 2010
Quant Method : O:\Forensics\Data\AirLab7\2010\101226A\APH101209.M
Quant Title : APH Analysis
QLast Update : Thu Dec 09 16:33:12 2010
Response via : Initial Calibration



Sub List : APH_STD_M - .ion Report (QT Reviewed)

Data Path : O:\Forensics\Data\AirLab7\2010\101226A\
Data File : R714101.D
Acq On : 26 Dec 2010 4:34 pm
Operator : AIRLAB7:BS
Sample : L1020380-03,3,250,250
Misc : WG449336,ICAL5534
ALS Vial : 7 Sample Multiplier: 1

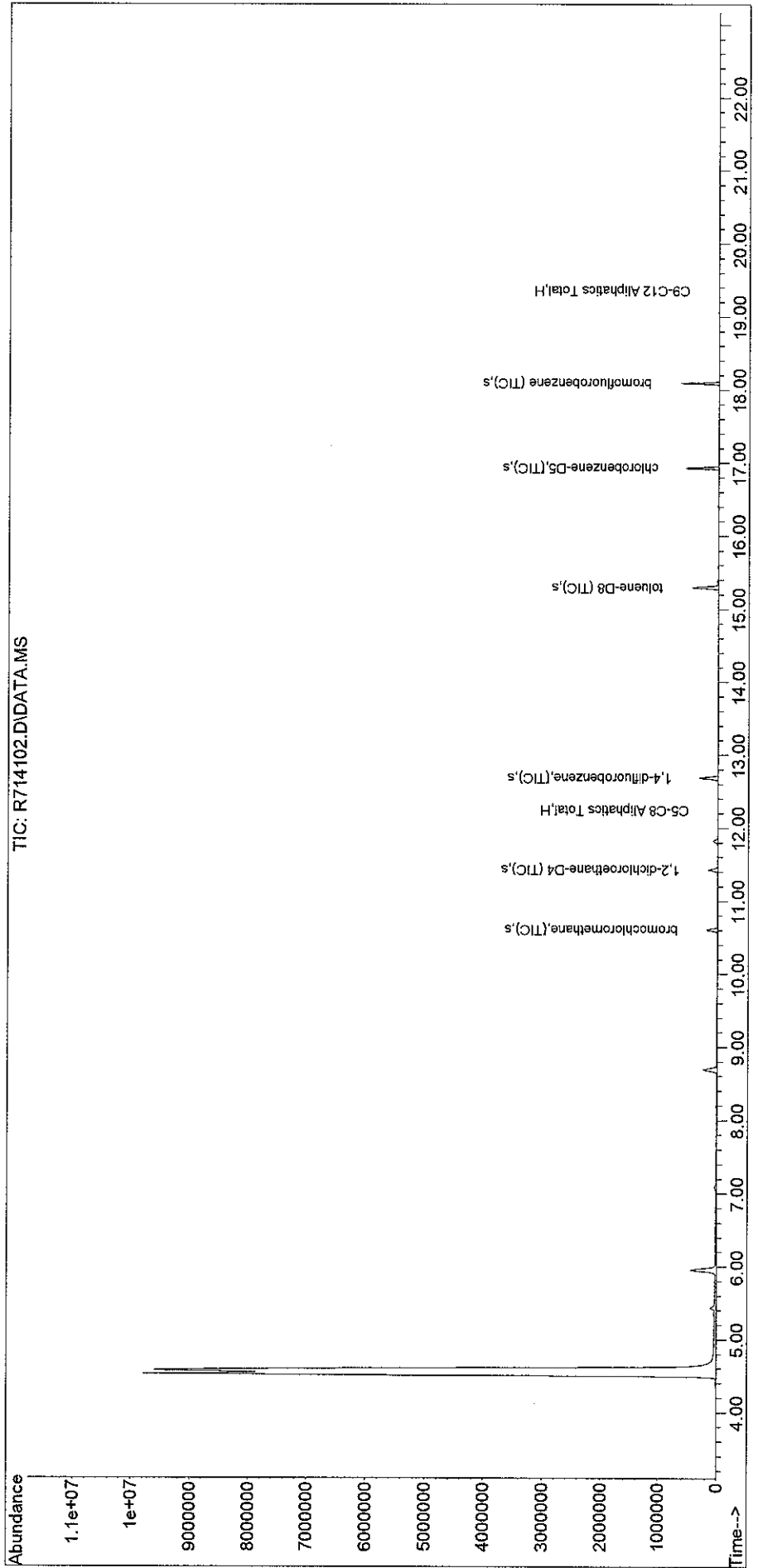
Quant Time: Dec 27 11:24:17 2010
Quant Method : O:\Forensics\Data\AirLab7\2010\101226A\APH101209.M
Quant Title : APH Analysis
QLast Update : Thu Dec 09 16:33:12 2010
Response via : Initial Calibration



Sub List : APH_STD_M - .ion Report (QT Reviewed)

Data Path : O:\Forensics\Data\Airlab7\2010\101226A\
Data File : R714102.D
Acq On : 26 Dec 2010 5:09 pm
Operator : AIRLAB7:BS
Sample : L1020380-04,3,250,250
Misc : WG449336,ICAL5534
ALS Vial : 8 Sample Multiplier: 1

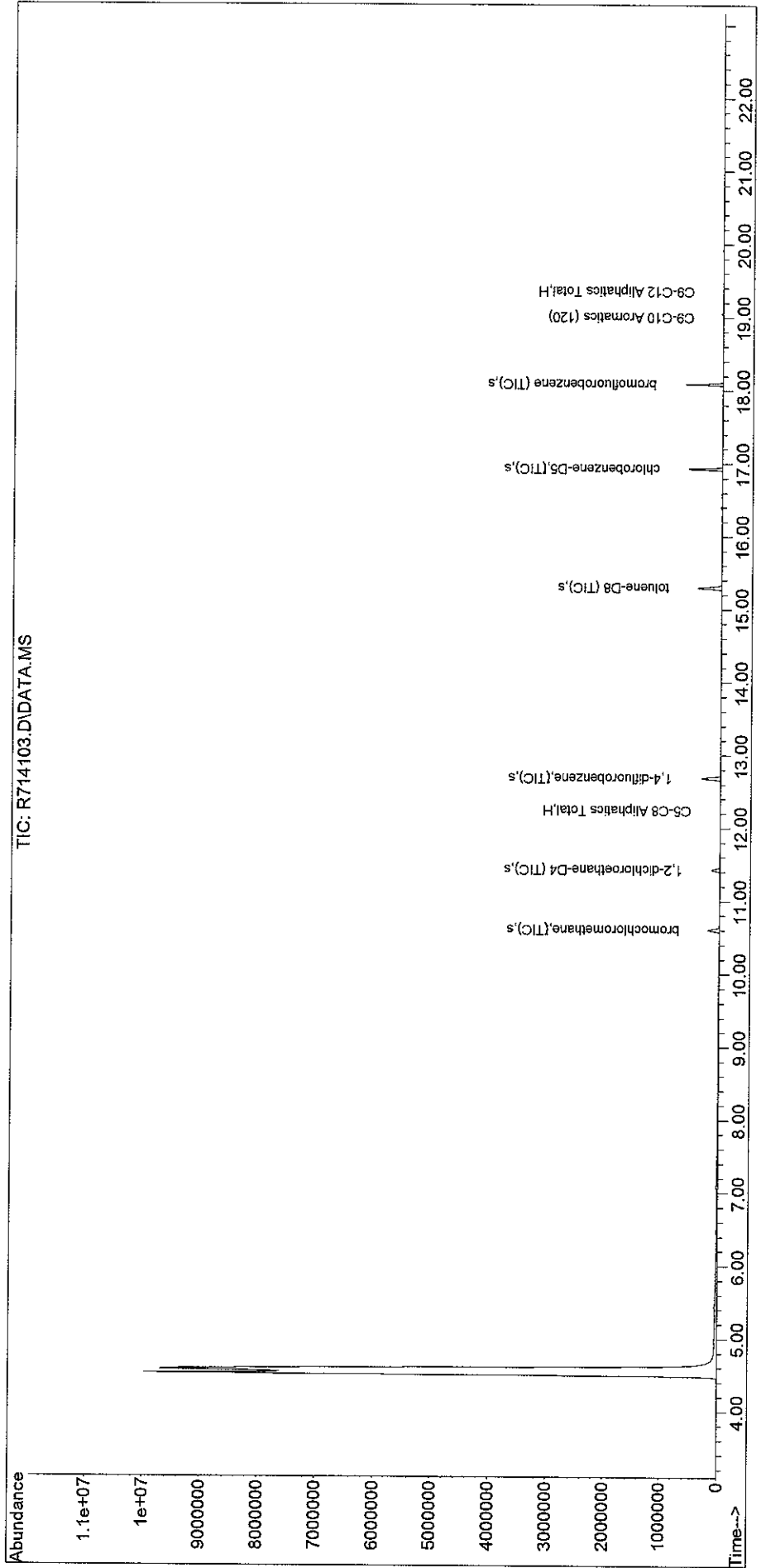
Quant Time: Dec 27 11:26:12 2010
Quant Method : O:\Forensics\Data\Airlab7\2010\101226A\APH101209.M
Quant Title : APH Analysis
QLast Update : Thu Dec 09 16:33:12 2010
Response via : Initial Calibration



Sub List : APH_STD_M - .ion Report (QT Reviewed)

Data Path : O:\Forensics\Data\AirLab7\2010\101226A\
Data File : R714103.D
Acq On : 26 Dec 2010 5:45 pm
Operator : AIRLAB7:BS
Sample : L1020380-05,3,250,250
Misc : WG449336,ICAL5534
ALS Vial : 9 Sample Multiplier: 1

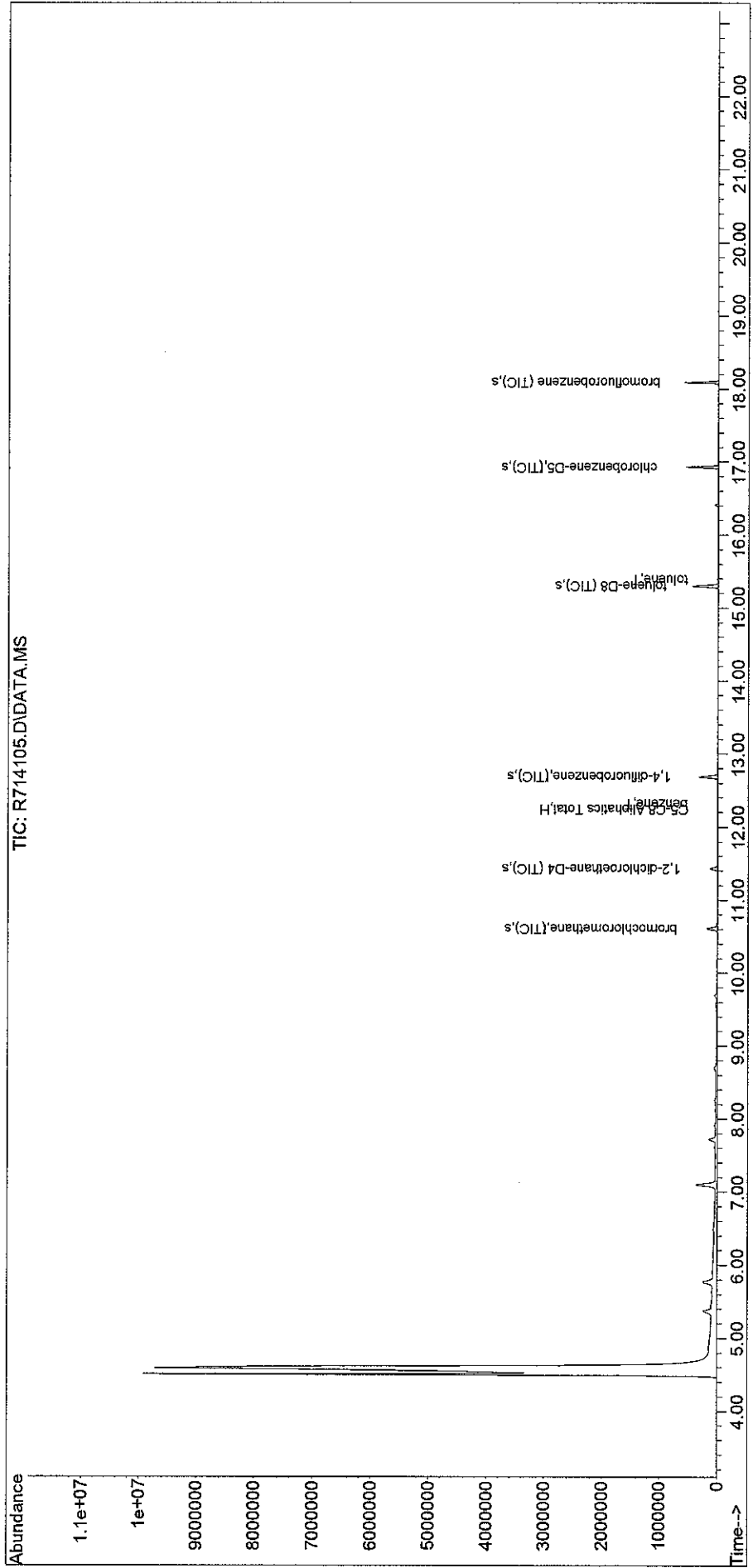
Quant Time: Dec 27 11:25:38 2010
Quant Method : O:\Forensics\Data\AirLab7\2010\101226A\APH101209.M
Quant Title : APH Analysis
QLast Update : Thu Dec 09 16:33:12 2010
Response via : Initial Calibration



Sub List : APH_STD_M - .ion Report (QT Reviewed)

Data Path : O:\Forensics\Data\AirLab7\2010\101226A\
Data File : R714105.D
Acq On : 26 Dec 2010 6:54 pm
Operator : AIRLAB7:BS
Sample : L1020380-06,3,250,250
Misc : WG449336,ICAL5534
ALS Vial : 10 Sample Multiplier: 1

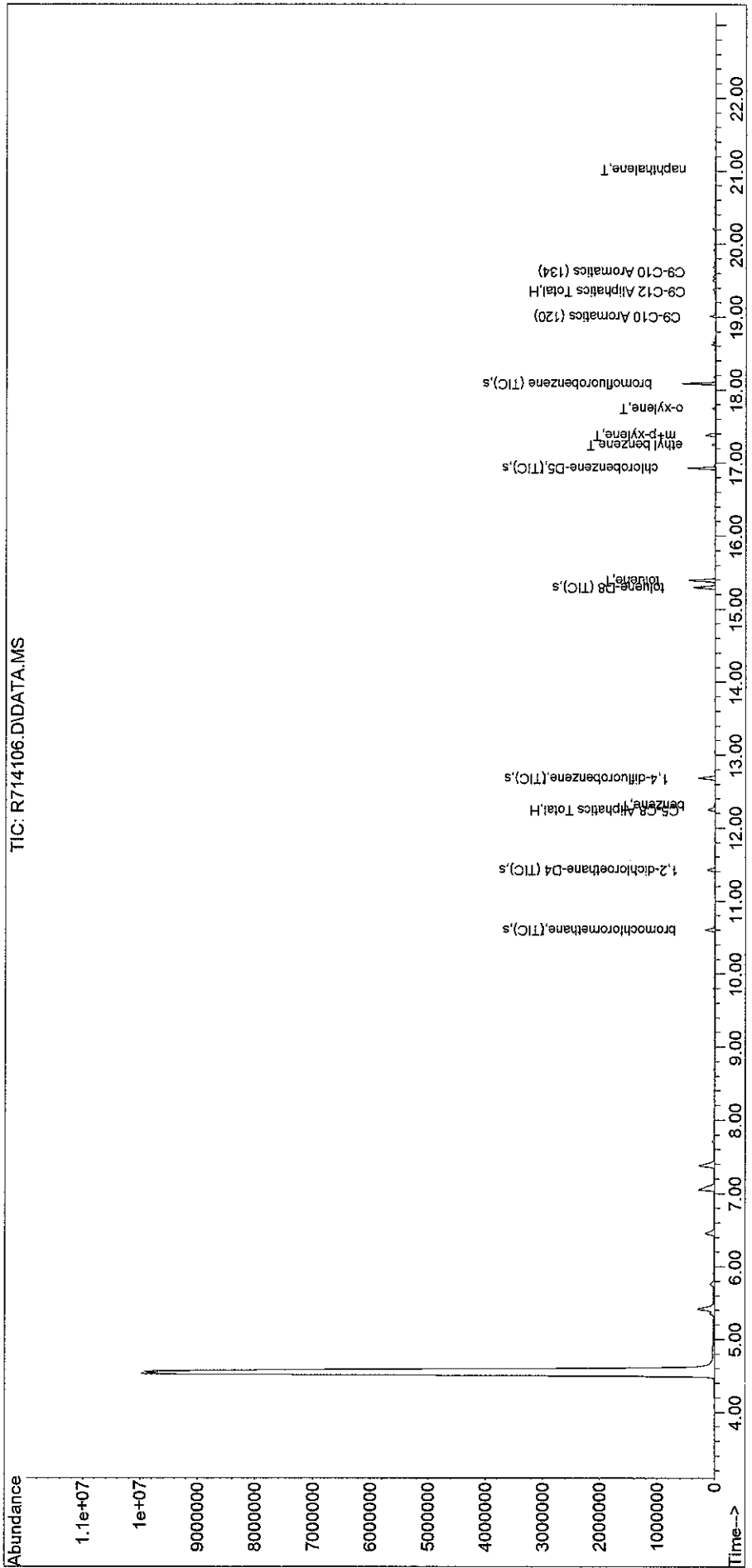
Quant Time: Dec 27 11:27:36 2010
Quant Method : O:\Forensics\Data\AirLab7\2010\101226A\APH101209.M
Quant Title : APH Analysis
QLast Update : Thu Dec 09 16:33:12 2010
Response via : Initial Calibration



Sub List : APH_STD_M - .ion Report (QT Reviewed)

Data Path : O:\Forensics\Data\Airlab7\2010\101226A\
Data File : R714106.D
Acq On : 26 Dec 2010 7:29 pm
Operator : AIRLAB7:BS
Sample : L1020380-07,3,250,250
Misc : WG449336,ICAL5534
ALS Vial : 11 Sample Multiplier: 1

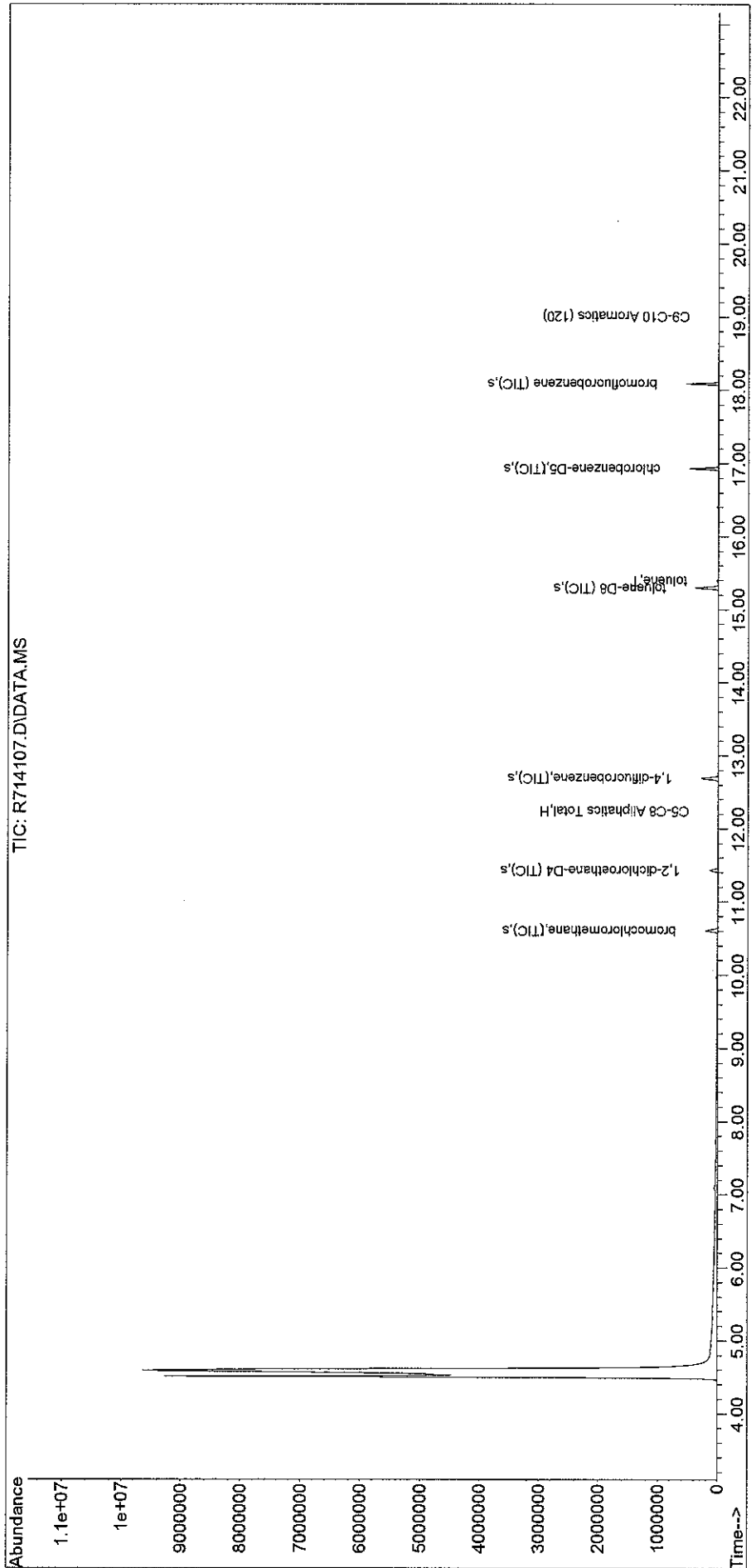
Quant Time: Dec 27 11:28:45 2010
Quant Method : O:\Forensics\Data\Airlab7\2010\101226A\APH101209.M
Quant Title : APH Analysis
QLast Update : Thu Dec 09 16:33:12 2010
Response via : Initial Calibration



Sub List : APH_STD_M - .ion Report (QT Reviewed)

Data Path : O:\Forensics\Data\Airlab7\2010\101226A\
Data File : R714107.D
Acq On : 26 Dec 2010 8:04 pm
Operator : AIRLAB7:BS
Sample : L1020380-08,3,250,250
Misc : WG449336,ICAL5534
ALS Vial : 12 Sample Multiplier: 1

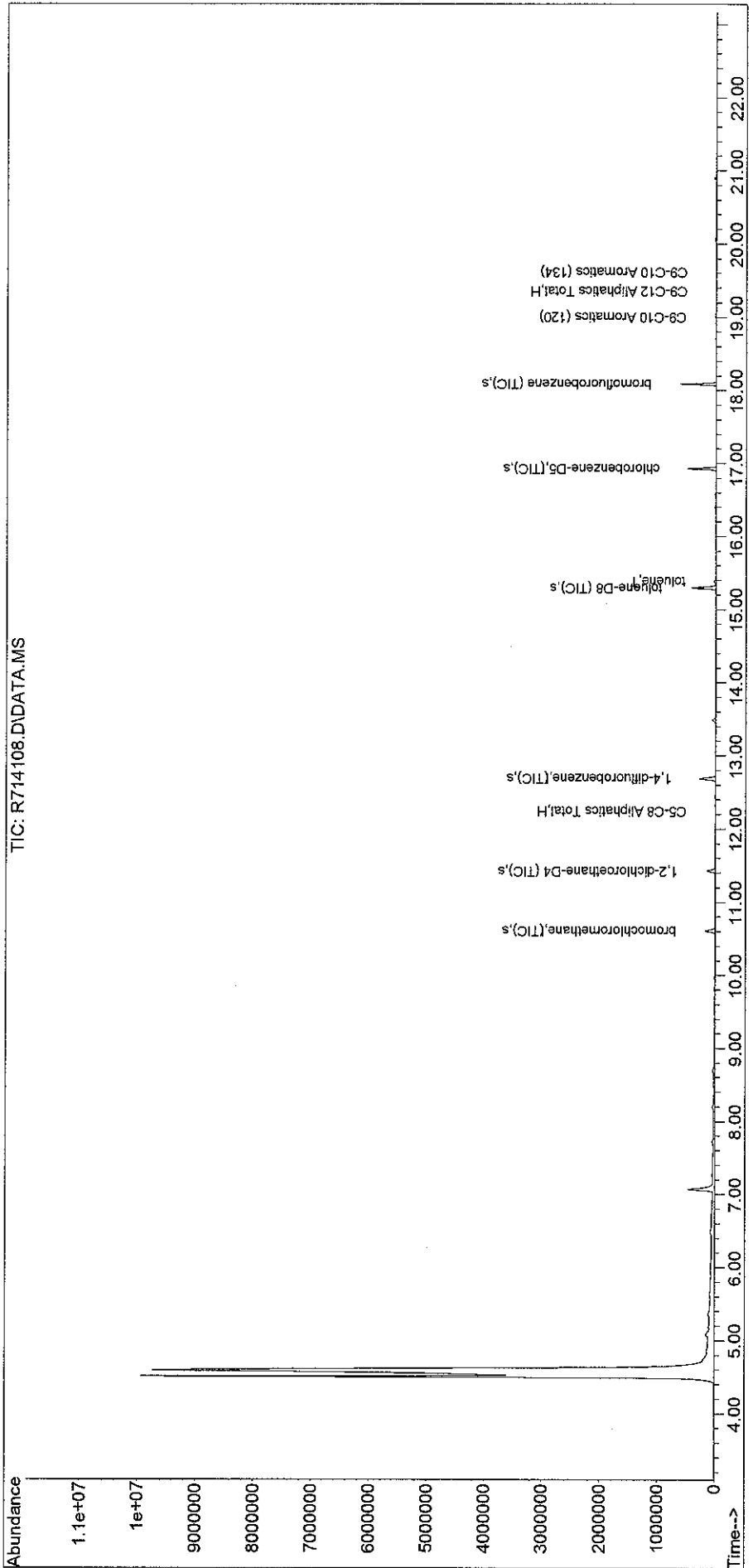
Quant Time: Dec 27 11:29:22 2010
Quant Method : O:\Forensics\Data\Airlab7\2010\101226A\APH101209.M
Quant Title : APH Analysis
QLast Update : Thu Dec 09 16:33:12 2010
Response via : Initial Calibration



Sub List : APH_STD_M - .ion Report (QT Reviewed)

Data Path : O:\Forensics\Data\Airlab7\2010\101226A\
Data File : R714108.D
Acq On : 26 Dec 2010 8:40 pm
Operator : AIRLAB7:BS
Sample : L1020380-09,3,250,250
Misc : WG449336,ICAL5534
ALS Vial : 13 Sample Multiplier: 1

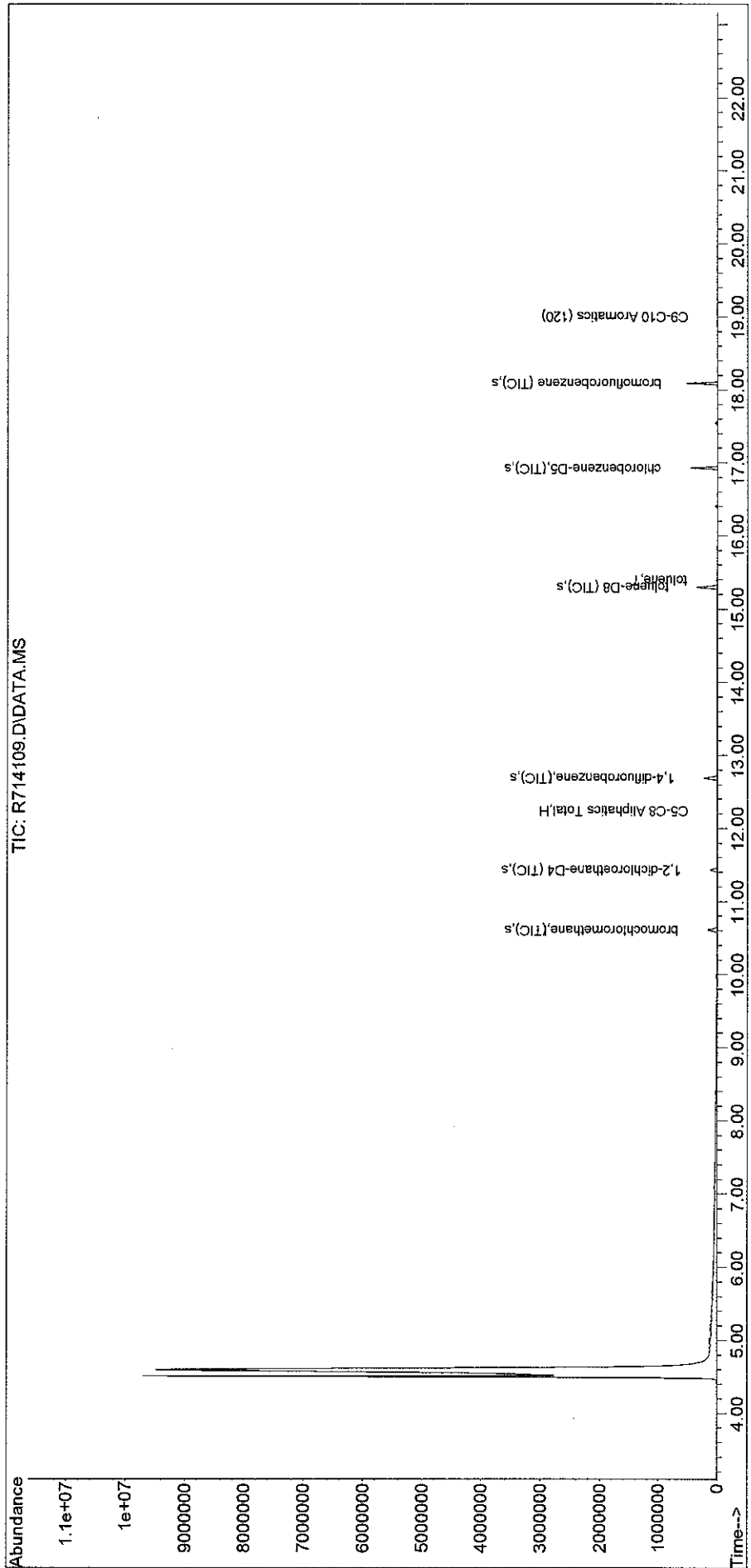
Quant Time: Dec 27 11:29:57 2010
Quant Method : O:\Forensics\Data\Airlab7\2010\101226A\APH101209.M
Quant Title : APH Analysis
QLast Update : Thu Dec 09 16:33:12 2010
Response via : Initial Calibration



Sub List : APH_STD_M - .ion Report (QT Reviewed)

Data Path : O:\Forensics\Data\AirLab7\2010\101226A\
Data File : R714109.D
Acq On : 26 Dec 2010 9:16 pm
Operator : AIRLAB7:BS
Sample : L1020380-10,3,250,250
Misc : WG449336,ICAL5534
ALS Vial : 14 Sample Multiplier: 1

Quant Time: Dec 27 11:15:32 2010
Quant Method : O:\Forensics\Data\AirLab7\2010\101226A\APH101209.M
Quant Title : APH Analysis
QLast Update : Thu Dec 09 16:33:12 2010
Response via : Initial Calibration

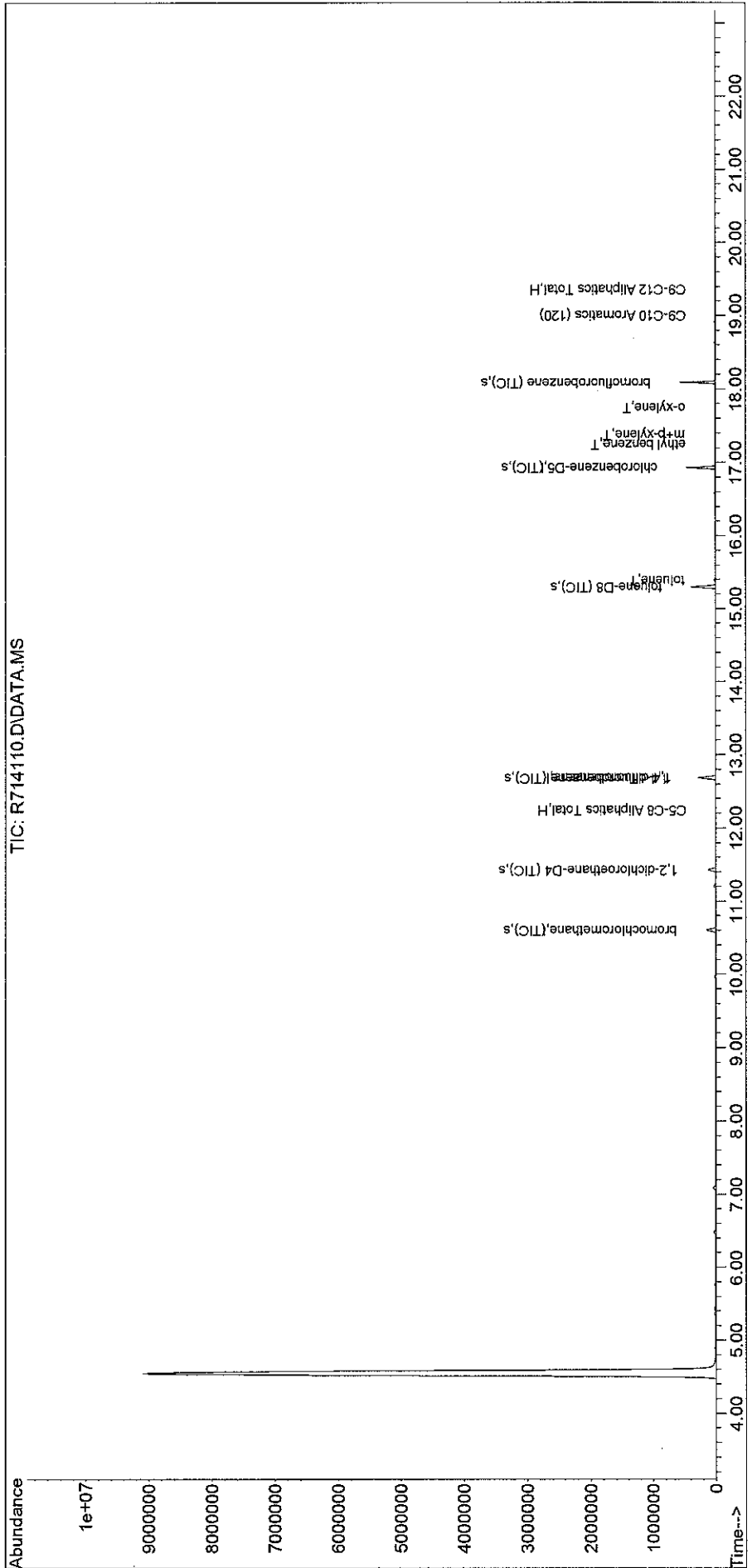


Sub List : APH_STD_M - .ion Report (QT Reviewed)

Data Path : O:\Forensics\Data\AirLab7\2010\101226A\
Data File : R714110.D
Acq On : 26 Dec 2010 9:51 pm
Operator : AIRLAB7:BS
Sample : L1020380-11,3,250,250
Misc : WG449336, ICAL5534
ALS Vial : 15 Sample Multiplier: 1

Quant Time: Dec 27 11:16:28 2010
Quant Method : O:\Forensics\Data\AirLab7\2010\101226A\APH101209.M
Quant Title : APH Analysis
QLast Update : Thu Dec 09 16:33:12 2010
Response via : Initial Calibration

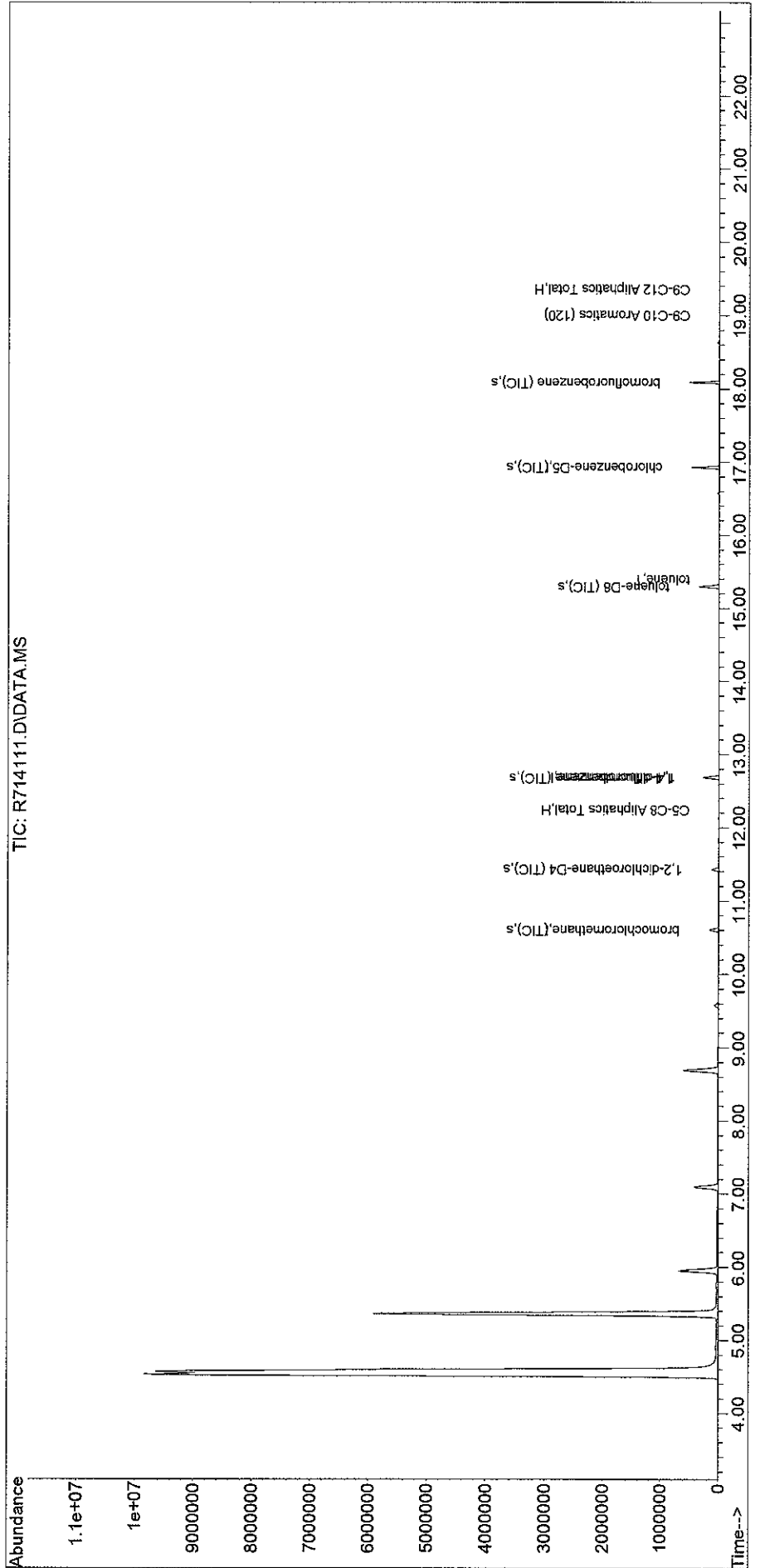
TIC: R714110.D\DATA.MS



Sub List : APH_STD_M - .ion Report (QT Reviewed)

Data Path : O:\Forensics\Data\AirLab7\2010\101226A\
Data File : R714111.D
Acq On : 26 Dec 2010 10:25 pm
Operator : AIRLAB7:BS
Sample : L1020380-12,3,250,250
Misc : WG449336,ICAL5534
ALS Vial : 16 Sample Multiplier: 1

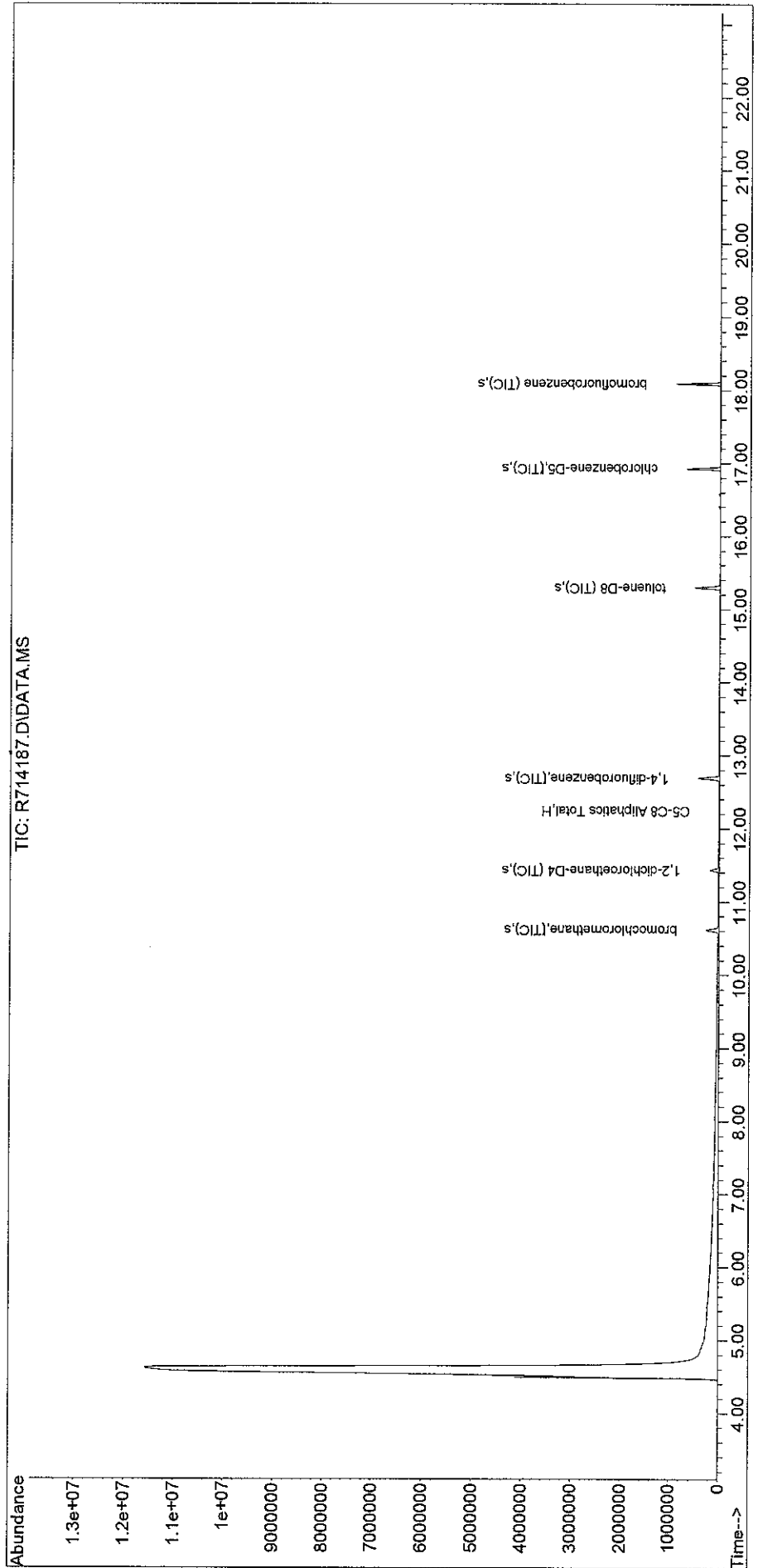
Quant Time: Dec 27 11:17:30 2010
Quant Method : O:\Forensics\Data\AirLab7\2010\101226A\APH101209.M
Quant Title : APH Analysis
Quant Update : Thu Dec 09 16:33:12 2010
Response via : Initial Calibration



Sub List : APH_STD_M - .ion Report (QT Reviewed)

Data Path : O:\Forensics\Data\AirLab7\2010\101230A\
Data File : R714187.D
Acq On : 30 Dec 2010 11:48 pm
Operator : AIRLAB7:BS
Sample : I1020380-13D,3,100,250
Misc : WG449913,ICAL5560
ALS Vial : 16 Sample Multiplier: 1

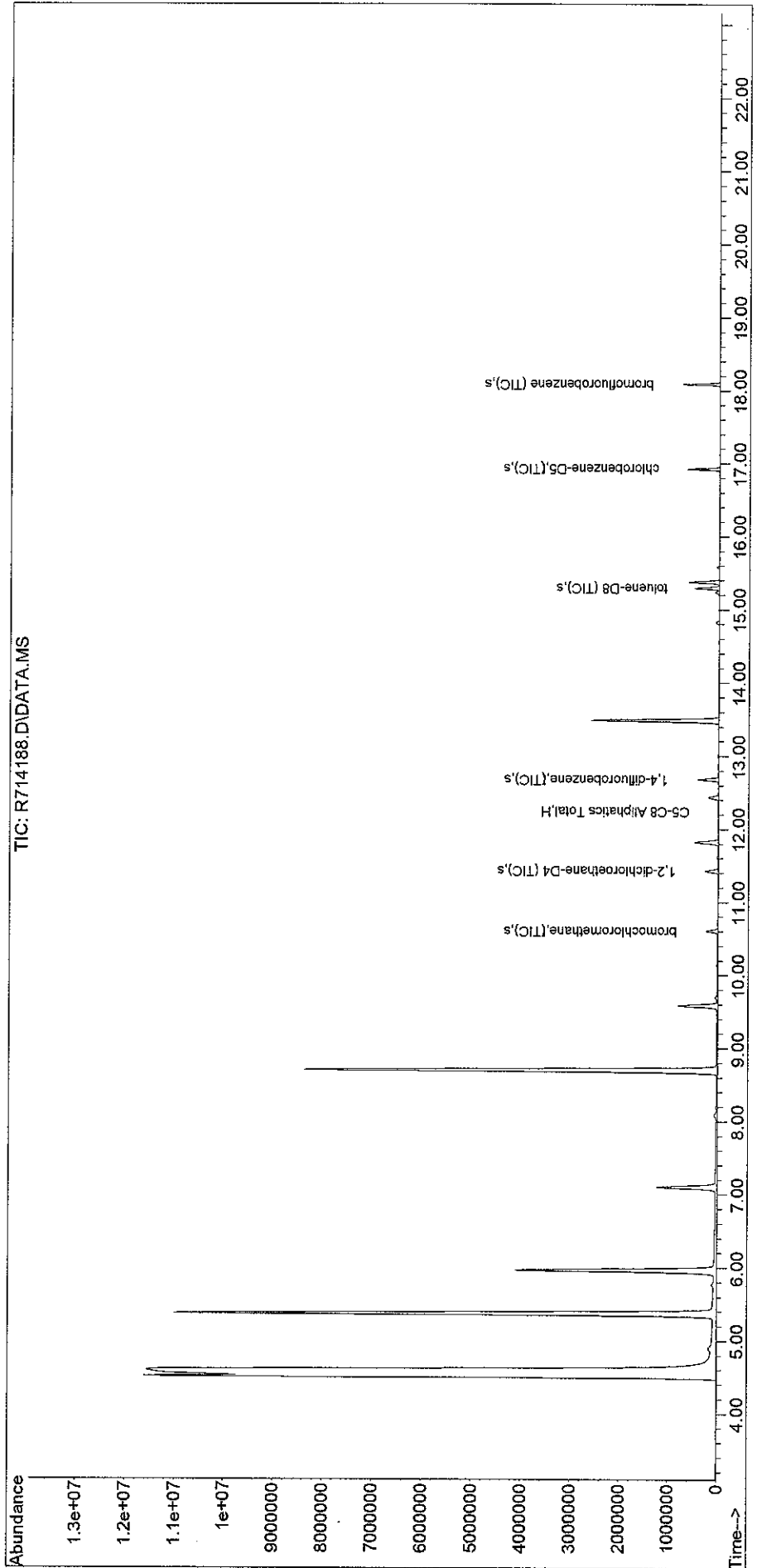
Quant Time: Jan 05 11:15:40 2011
Quant Method : O:\Forensics\Data\AirLab7\2010\101230A\APH101229.M
Quant Title : APH Analysis
QLast Update : Thu Dec 30 10:02:10 2010
Response via : Initial Calibration



Sub List : APH_STD_M - .ion Report (QT Reviewed)

Data Path : O:\Forensics\Data\AirLab7\2010\101230A\
Data File : R714188.D
Acq On : 31 Dec 2010 12:19 am
Operator : AIRLAB7:BS
Sample : L1020380-14D,3,25,250
Misc : WG449913,ICAL5560
ALS Vial : 1 Sample Multiplier: 1

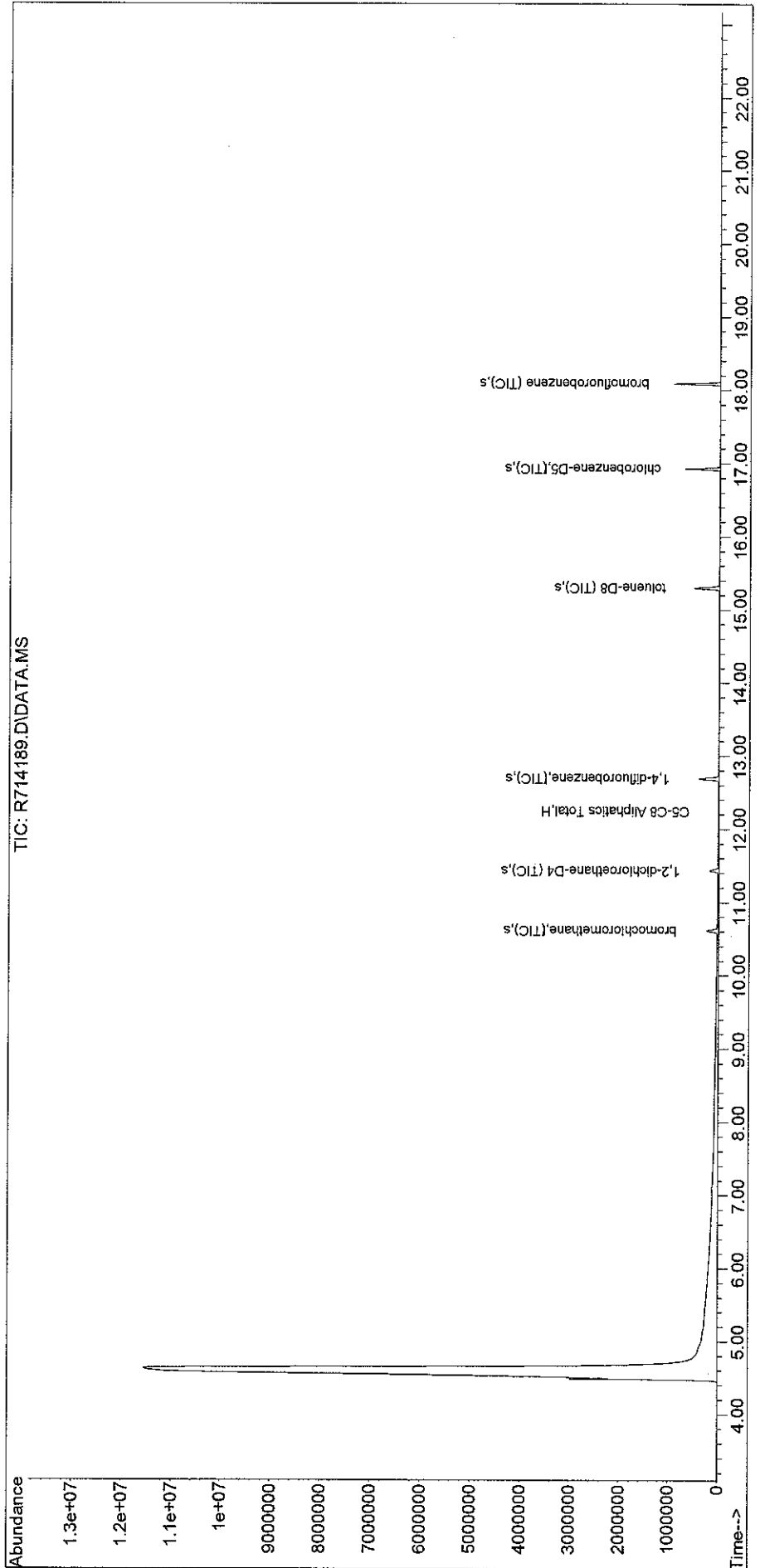
Quant Time: Jan 05 11:16:46 2011
Quant Method : O:\Forensics\Data\AirLab7\2010\101230A\APH101229.M
Quant Title : APH Analysis
QLast Update : Thu Dec 30 10:02:10 2010
Response via : Initial Calibration



Sub List : APH_STD_M - .ion Report (QT Reviewed)

Data Path : O:\Forensics\Data\AirLab7\2010\101230A\
Data File : R714189.D
Acq On : 31 Dec 2010 12:51 am
Operator : AIRLAB7:BS
Sample : L1020380-15D,3,100,250
Misc : WG449913,ICAL5560
ALS Vial : 2 Sample Multiplier: 1

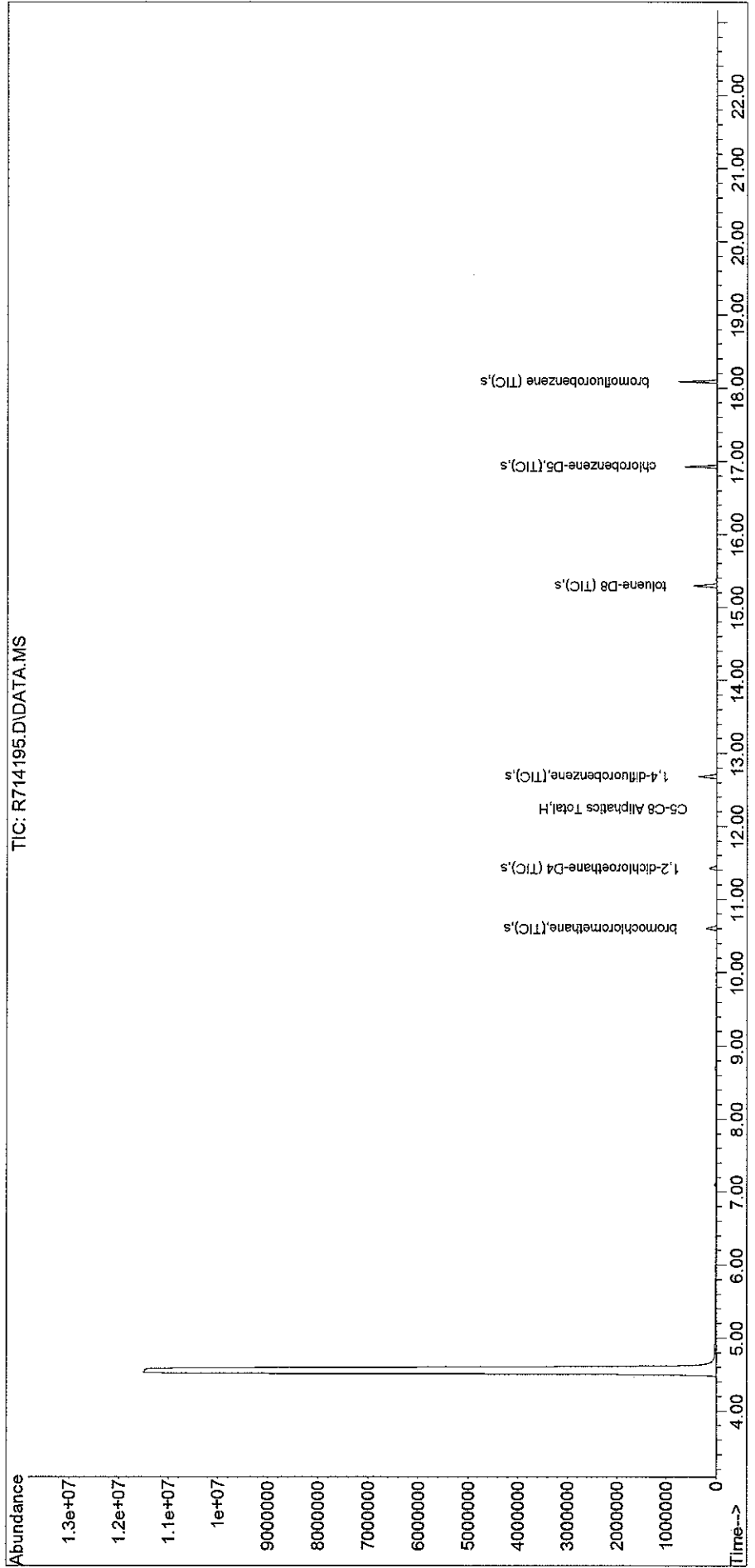
Quant Time: Jan 05 11:17:25 2011
Quant Method : O:\Forensics\Data\AirLab7\2010\101230A\APH101229.M
Quant Title : APH Analysis
QLast Update : Thu Dec 30 10:02:10 2010
Response via : Initial Calibration



Sub List : APH_STD_M - .ion Report (QT Reviewed)

Data Path : O:\Forensics\Data\AirLab7\2010\101230A\
Data File : R714195.D
Acq On : 31 Dec 2010 9:31 am
Operator : AIRLAB7:BS
Sample : L1020380-16D,3,25,250
Misc : WG449913,ICAL5560
ALS Vial : 3 Sample Multiplier: 1

Quant Time: Jan 05 11:21:05 2011
Quant Method : O:\Forensics\Data\AirLab7\2010\101230A\APH101229.M
Quant Title : APH Analysis
QLast Update : Thu Dec 30 10:02:10 2010
Response via : Initial Calibration



Sub List : APH_STD_M ~ .ion Report (QT Reviewed)

Data Path : O:\Forensics\Data\AirLab7\2010\101230A\
Data File : R714196.D
Acq On : 31 Dec 2010 10:04 am
Operator : AIRLAB7:BS
Sample : L1020380-17D,3,25,250
Misc : WG449913,ICAL5560
ALS Vial : 4 Sample Multiplier: 1

Quant Time: Jan 05 11:21:45 2011
Quant Method : O:\Forensics\Data\AirLab7\2010\101230A\APH101229.M
Quant Title : APH Analysis
QLast Update : Thu Dec 30 10:02:10 2010
Response via : Initial Calibration

