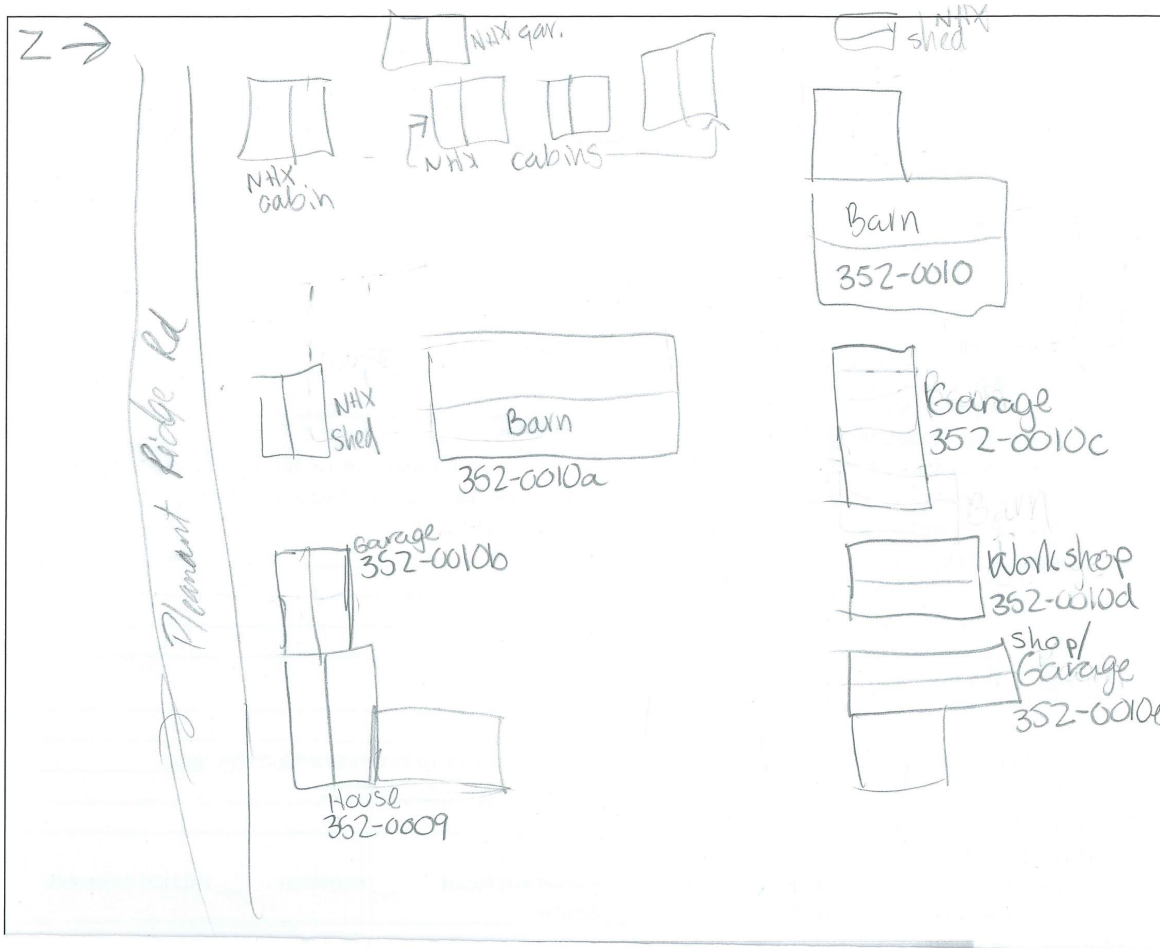


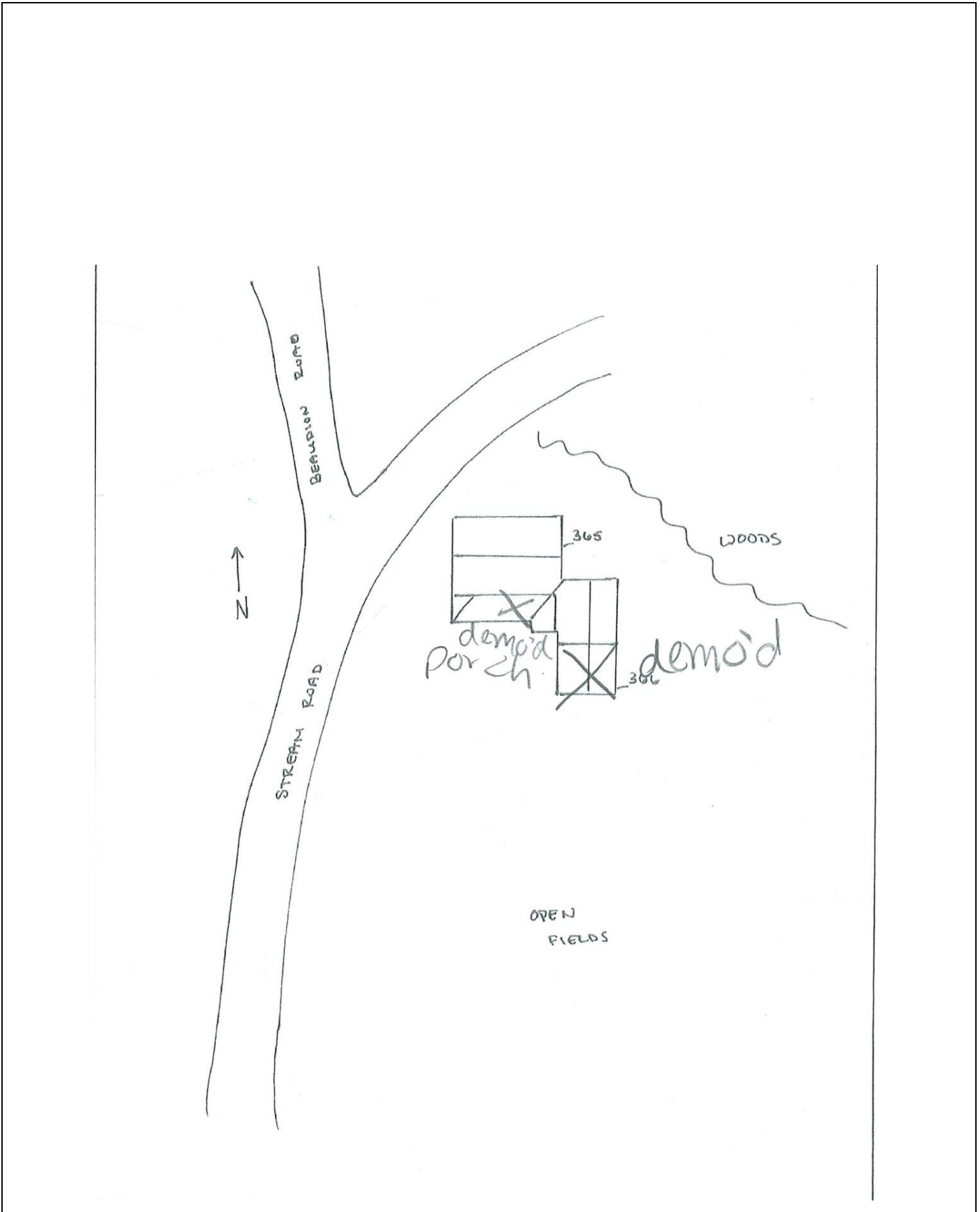
SITE PLAN:

SKETCH MAP: THIS MAP SHOULD SHOW THE FARM AS SEEN LOOKING DOWN AT IT. IDENTIFY ALL STRUCTURES AND SITES WITH LETTERS, CORRESPONDING TO THOSE LISTED ON PAGE ONE. LABEL OTHER LANDSCAPE FEATURES SUCH AS STONE WALLS, FENCING, ORCHARDS, WOOD LOTS AND FIELDS. PLEASE INDICATE NORTH WITH AN ARROW. SCALE MAY BE APPROXIMATE.



SITE PLAN:

SKETCH MAP: THIS MAP SHOULD SHOW THE FARM AS SEEN LOOKING DOWN AT IT. IDENTIFY ALL STRUCTURES AND SITES WITH LETTERS, CORRESPONDING TO THOSE LISTED ON PAGE ONE. LABEL OTHER LANDSCAPE FEATURES SUCH AS STONE WALLS, FENCING, ORCHARDS, WOOD LOTS AND FIELDS. PLEASE INDICATE NORTH WITH AN ARROW. SCALE MAY BE APPROXIMATE.



MHPC USE ONLY

[Empty box for inventory number]

INVENTORY NO.

MAINE HISTORIC PRESERVATION COMMISSION Historic Building/Structure Survey Form

1. PROPERTY NAME (HISTORIC): _____

2. PROPERTY NAME (OTHER): 293-0060

3. STREET ADDRESS: 321 Stream Road

4. TOWN: Moscow 5. COUNTY: Somerset

6. DATE RECORDED: 4/7/2021 7. SURVEYOR: Andrade, Melissa

8. OWNER NAME: _____ 9. ADDRESS: _____

10. PRIMARY USE (PRESENT):
- | | | | |
|---|---------------------------------------|--|--------------------------------------|
| <input checked="" type="checkbox"/> SINGLE FAMILY | <input type="checkbox"/> AGRICULTURE | <input type="checkbox"/> COMMERCIAL/TRADE | <input type="checkbox"/> FUNERARY |
| <input type="checkbox"/> MULTI-FAMILY | <input type="checkbox"/> GOVERNMENTAL | <input type="checkbox"/> EDUCATION | <input type="checkbox"/> HEALTH CARE |
| <input type="checkbox"/> INDUSTRY | <input type="checkbox"/> RELIGIOUS | <input type="checkbox"/> HOTEL | <input type="checkbox"/> LANDSCAPE |
| <input type="checkbox"/> TRANSPORTATION | <input type="checkbox"/> DEFENSE | <input type="checkbox"/> SUMMER COTTAGE/CAMP | <input type="checkbox"/> SOCIAL |
| <input type="checkbox"/> RECREATION/CULTURE | <input type="checkbox"/> UNKNOWN | | |
| <input type="checkbox"/> OTHER _____ | | | |

11. CONDITION: GOOD FAIR POOR DESTROYED, DATE _____

ARCHITECTURAL DATA

12. PRIMARY STYLISTIC CATEGORY:
- | | | | |
|---|--|--|--|
| <input type="checkbox"/> GEORGIAN | <input type="checkbox"/> STICK STYLE | <input type="checkbox"/> 19 TH /20 TH C. REVIVAL | <input type="checkbox"/> MODERN/CONTEMPORARY |
| <input type="checkbox"/> FEDERAL | <input type="checkbox"/> QUEEN ANNE | <input type="checkbox"/> COMMERCIAL STYLE | <input type="checkbox"/> MINIMAL TRADITIONAL |
| <input type="checkbox"/> GREEK REVIVAL | <input type="checkbox"/> SHINGLE STYLE | <input type="checkbox"/> CRAFTSMAN | <input type="checkbox"/> RANCH |
| <input type="checkbox"/> GOTHIC REVIVAL | <input type="checkbox"/> ROMANESQUE | <input type="checkbox"/> ART DECO / MODERNE | <input type="checkbox"/> SPLIT LEVEL |
| <input type="checkbox"/> ITALIANATE | <input type="checkbox"/> NEO-CLASSICAL REV | <input type="checkbox"/> INTERNATIONAL | <input checked="" type="checkbox"/> VERNACULAR |
| <input type="checkbox"/> SECOND EMPIRE | <input type="checkbox"/> RENAISSANCE REV | <input type="checkbox"/> OTHER _____ | |

13. SECONDARY STYLISTIC CATEGORY:
- | | | | |
|---|--|--|--|
| <input type="checkbox"/> GEORGIAN | <input type="checkbox"/> STICK STYLE | <input type="checkbox"/> 19 TH /20 TH C. REVIVAL | <input type="checkbox"/> MODERN/CONTEMPORARY |
| <input type="checkbox"/> FEDERAL | <input type="checkbox"/> QUEEN ANNE | <input type="checkbox"/> COMMERCIAL STYLE | <input type="checkbox"/> MINIMAL TRADITIONAL |
| <input type="checkbox"/> GREEK REVIVAL | <input type="checkbox"/> SHINGLE STYLE | <input type="checkbox"/> CRAFTSMAN | <input type="checkbox"/> RANCH |
| <input type="checkbox"/> GOTHIC REVIVAL | <input type="checkbox"/> ROMANESQUE | <input type="checkbox"/> ART DECO / MODERNE | <input type="checkbox"/> SPLIT LEVEL |
| <input type="checkbox"/> ITALIANATE | <input type="checkbox"/> NEO-CLASSICAL REV | <input type="checkbox"/> INTERNATIONAL | <input type="checkbox"/> VERNACULAR |
| <input type="checkbox"/> SECOND EMPIRE | <input type="checkbox"/> RENAISSANCE REV | <input type="checkbox"/> OTHER _____ | |

14. HEIGHT: 1 STORY 1 1/2 STORY 2 STORY 2 1/2 STORY 3 STORY 4 STORY
 5 STORY OVER 5 (_____)

15. PRIMARY FACADE WIDTH (MAIN BLOCK; USE GROUND FLOOR): 1 BAY 2 BAY 3 BAY 4 BAY 5 BAY MORE THAN 5 (_____)

16. APPENDAGES: SIDE ELL REAR ELL FRONT ADDED STORIES SHED
 DORMERS PORCH TOWER CUPOLA BAY WINDOW

PHOTOGRAPH:



17. PORCH:

___ ATTACHED ___ ENGAGED ___ ONE STORY ___ MORE THAN ONE STORY
___ FULL WIDTH ___ WRAPAROUND ___ SLEEPING PORCH ___ SECONDARY PORCH

18. PLAN OR FORM

___ HALL AND PARLOR ___ 1/2 CAPE ___ CAPE ___ CENTRAL HALL ___ 2-STORY DOUBLE PILE
[X] SIDE HALL ___ BACK HALL ___ IRREGULAR ___ FOURSQUARE ___ BUNGALOW
___ MOBILE HOME ___ MODULAR ___ OTHER

19. PRIMARY STRUCTURAL SYSTEM:

___ TIMBER FRAME [X] BRACED FRAME ___ BRICK ___ STONE ___ BALLOON FRAME
___ CONCRETE ___ STEEL ___ LOG ___ PLANK WALL ___ PLATFORM FRAME
___ FRAME CONSTRUCTION - TYPE UNKNOWN ___ OTHER

20. CHIMNEY PLACEMENT:

[X] INTERIOR ___ INTERIOR FRONT/REAR ___ CENTER ___ INTERIOR END ___ EXTERIOR
___ OTHER

21. ROOF CONFIGURATION:

___ GABLE SIDE [X] GABLE FRONT ___ HIP ___ MANSARD ___ FLAT
___ GAMBREL ___ PARAPET GABLE ___ SHED ___ CROSS GABLE
___ COMPOUND ___ OTHER

22. ROOF MATERIAL: ___ WOOD [X] METAL ___ TILE ___ SLATE ___ ASPHALT ___ ASBESTOS

23. EXTERIOR WALL MATERIALS:

___ CLAPBOARD ___ BRICK ___ FLUSH SHEATHING ___ WOOD SHINGLE ___ STONE
___ LOG ___ PRESSED METAL ___ CONCRETE ___ STUCCO ___ ASPHALT
___ GRANITE ___ ASBESTOS ___ TERRA COTTA ___ BOARD AND BATTEN [X] ALUMINUM/VINYL
___ OTHER

24. FOUNDATION MATERIAL:

___ FIELDSTONE ___ BRICK ___ WOOD ___ CONCRETE ___ GRANITE ___ ORNAMENTAL CONC. BLOCK
[X] OTHER not visible

25. OUTBUILDINGS/FEATURES:

___ CARRIAGE HOUSE ___ FENCE OR WALL ___ CEMETERY ___ BARN (CONNECTED)
___ BARN (DETACHED) ___ FORMAL GARDEN ___ LANDSCAPE/PLANT MAT ___ ARCHAEOLOGICAL SITE
___ GARAGE ___ OTHER

HISTORICAL DATA

26. DOCUMENTED DATE OF CONSTRUCTION: _____ 27. ESTIMATED DATE OF CONSTRUCTION: 1860

28. DATE MAJOR ADDITIONS/ALTERATIONS: _____

29. ARCHITECT: _____ 30. CONTRACTOR: _____

31. ORIGINAL OWNER: _____

32. SUBSEQUENT SIGNIFICANT OWNER: _____ DATES: _____

33. CULTURAL/ETHNIC AFFILIATION:

___ ENGLISH ___ FRENCH ACADIAN ___ NATIVE AMERICAN ___ SCOTTISH ___ FRENCH CANADIAN
___ EAST EUROPEAN ___ IRISH ___ OTHER

34. HISTORIC CONTEXT(S):

___ COMMERCE ___ INDUSTRY ___ TRANSPORTATION ___ AGRICULTURE ___ MILITARY
___ RELIGION ___ CIVIC AFFAIRS ___ RECREATION ___ HABITATION ___ EDUCATION
___ ART, LIT, SCIENCE ___ SOCIAL

35. COMMENTS/SOURCES: _____

36. HISTORICAL DRAWINGS EXIST: ___ YES [X] NO 37. KIT HOUSE ___ YES [X] NO 38. PATTERN BOOK HOUSE ___ YES [X] NO

ENVIRONMENTAL DATA

39. SITE INTEGRITY: [X] ORIGINAL ___ MOVED DATE MOVED _____

40. SETTING: ___ RURAL/UNDISTURBED [X] RURAL/BUILT UP ___ SMALL TOWN ___ URBAN ___ SUBURBAN

41. QUADRANGLE MAP USED: Bingham

42. UTM NORTHING: 5635524.65255171 43. UTM EASTING: -7778588.58649135

44. FACADE DIRECTION (CIRCLE ONE): N S E (W) NE NW SE SW

=====
MHPC USE ONLY

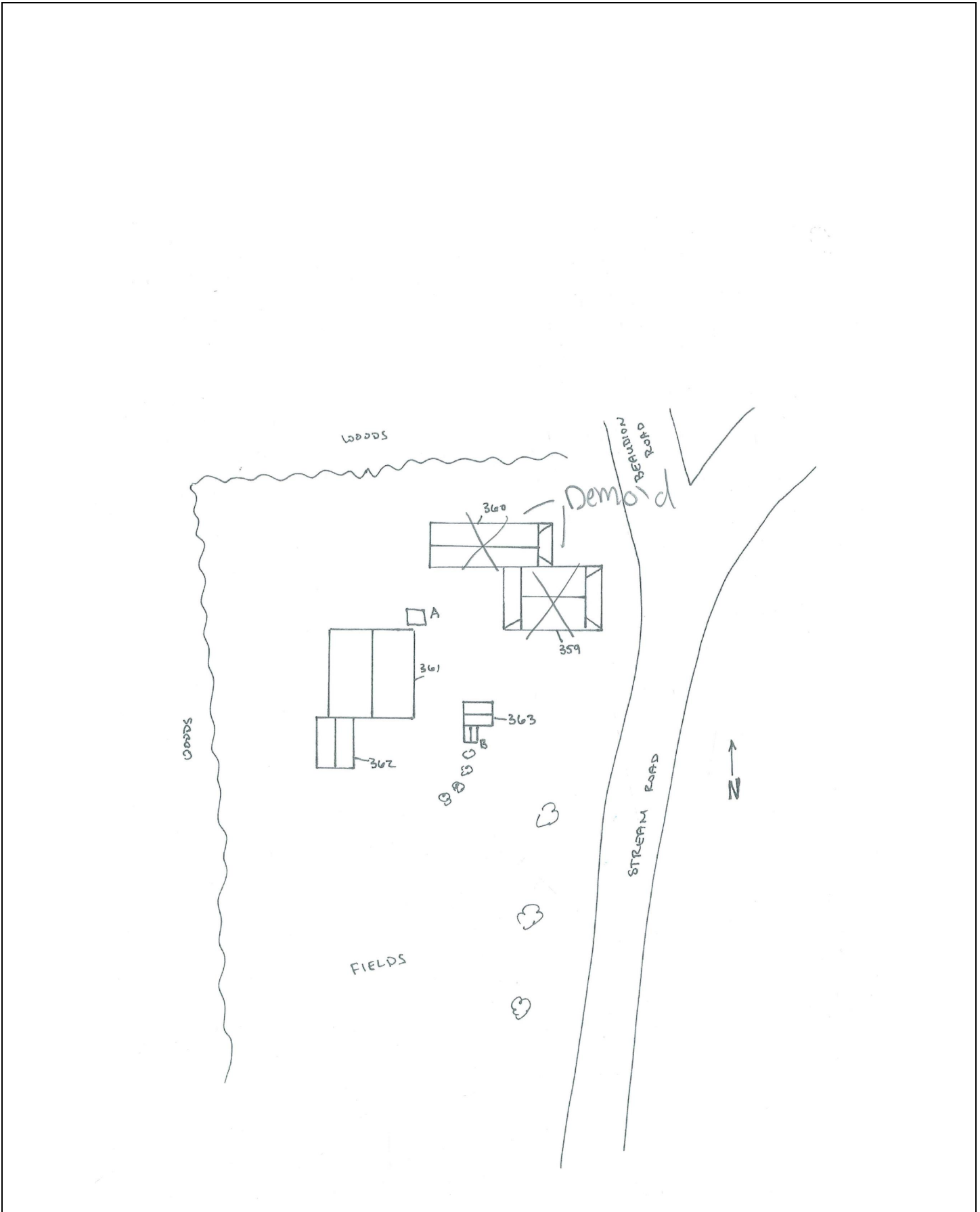
DATE ENTERED IN INVENTORY: _____ PHOTO FILE #: _____

NR STATUS: ___ L ___ HD ___ E ___ NE ___ ND REVIEWER _____

DATA SOURCE: ___ HPF ___ CLG ___ R&C ___ STAFF ___ STATE SURVEY OTHER _____ LEVEL OF SURVEY: ___ R ___ I

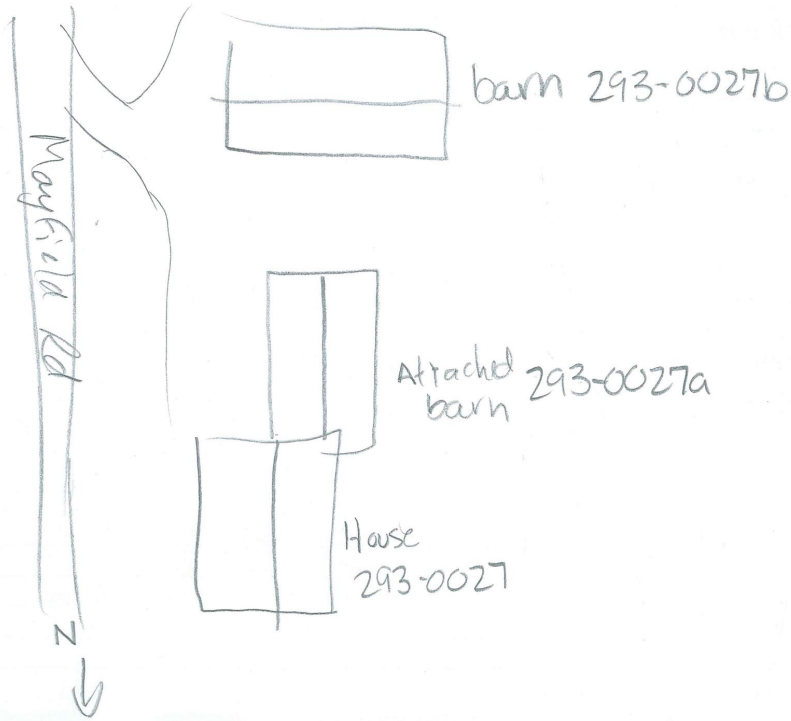
SITE PLAN:

SKETCH MAP: THIS MAP SHOULD SHOW THE FARM AS SEEN LOOKING DOWN AT IT. IDENTIFY ALL STRUCTURES AND SITES WITH LETTERS, CORRESPONDING TO THOSE LISTED ON PAGE ONE. LABEL OTHER LANDSCAPE FEATURES SUCH AS STONE WALLS, FENCING, ORCHARDS, WOOD LOTS AND FIELDS. PLEASE INDICATE NORTH WITH AN ARROW. SCALE MAY BE APPROXIMATE.




SITE PLAN:

SKETCH MAP: THIS MAP SHOULD SHOW THE FARM AS SEEN LOOKING DOWN AT IT. IDENTIFY ALL STRUCTURES AND SITES WITH LETTERS, CORRESPONDING TO THOSE LISTED ON PAGE ONE. LABEL OTHER LANDSCAPE FEATURES SUCH AS STONE WALLS, FENCING, ORCHARDS, WOOD LOTS AND FIELDS. PLEASE INDICATE NORTH WITH AN ARROW. SCALE MAY BE APPROXIMATE.



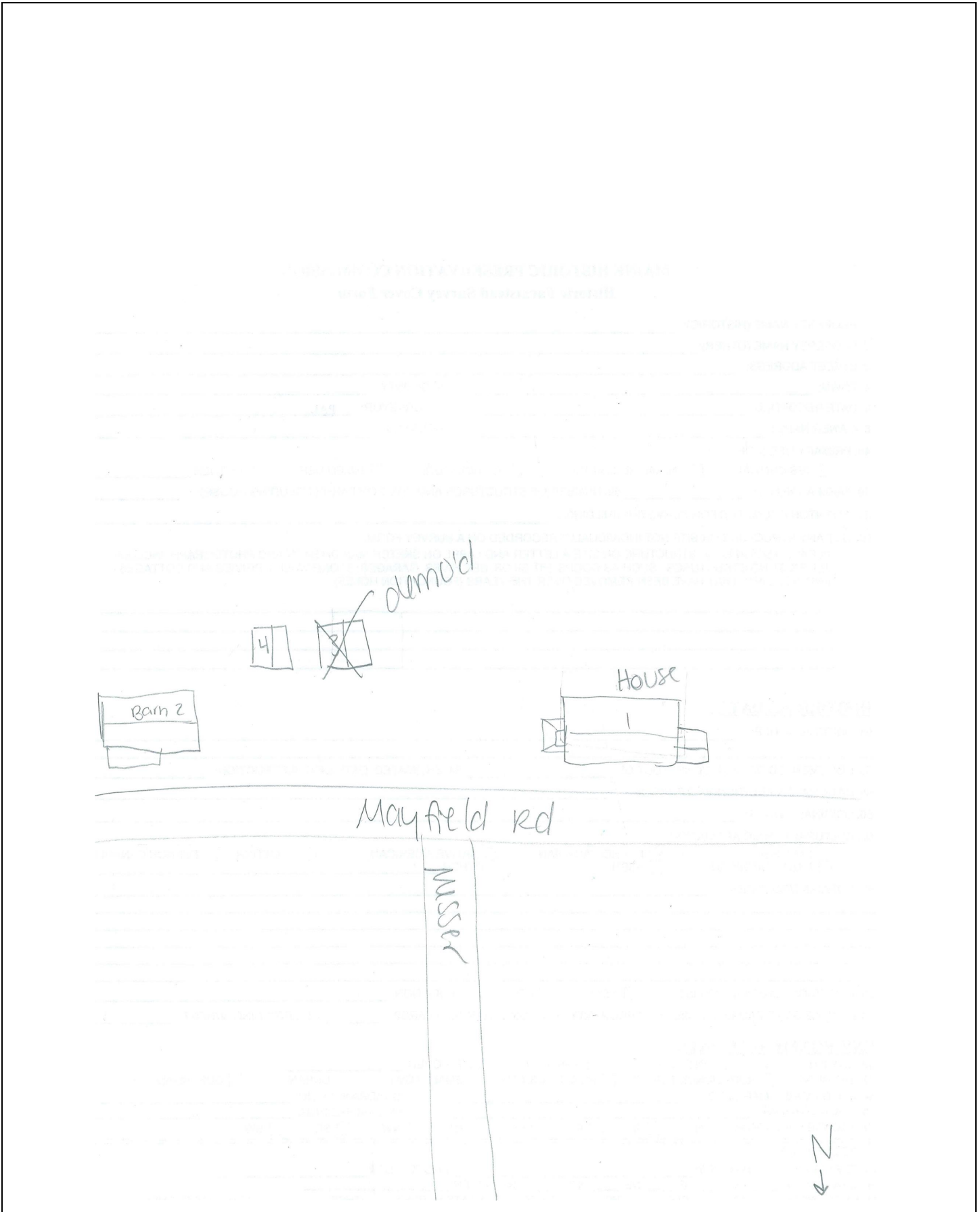
SITE PLAN:

SKETCH MAP: THIS MAP SHOULD SHOW THE FARM AS SEEN LOOKING DOWN AT IT. IDENTIFY ALL STRUCTURES AND SITES WITH LETTERS, CORRESPONDING TO THOSE LISTED ON PAGE ONE. LABEL OTHER LANDSCAPE FEATURES SUCH AS STONE WALLS, FENCING, ORCHARDS, WOOD LOTS AND FIELDS. PLEASE INDICATE NORTH WITH AN ARROW. SCALE MAY BE APPROXIMATE.



SITE PLAN:

SKETCH MAP: THIS MAP SHOULD SHOW THE FARM AS SEEN LOOKING DOWN AT IT. IDENTIFY ALL STRUCTURES AND SITES WITH LETTERS, CORRESPONDING TO THOSE LISTED ON PAGE ONE. LABEL OTHER LANDSCAPE FEATURES SUCH AS STONE WALLS, FENCING, ORCHARDS, WOOD LOTS AND FIELDS. PLEASE INDICATE NORTH WITH AN ARROW. SCALE MAY BE APPROXIMATE.



FRAMING CROSS SECTION

SKETCH FRAMING OF ONE TRANSVERSE SECTION (BENT) OF BARN AND ONE LATERAL SECTION (EAVE WALL) OF STRUCTURE. LABEL EACH SKETCH TO SHOW CARDINAL DIRECTION.

=====

MHPC USE ONLY

DATE ENTERED IN INVENTORY: _____ PHOTO FILE #: _____

NR STATUS: ___ L ___ HD ___ E ___ NE ___ ND REVIEWER _____

DATA SOURCE: ___ HPF ___ CLG ___ R&C ___ STAFF ___ STATE SURVEY OTHER _____ LEVEL OF SURVEY: ___ R ___ I

FRAMING CROSS SECTION

SKETCH FRAMING OF ONE TRANSVERSE SECTION (BENT) OF BARN AND ONE LATERAL SECTION (EAVE WALL) OF STRUCTURE. LABEL EACH SKETCH TO SHOW CARDINAL DIRECTION.

=====

MHPC USE ONLY

DATE ENTERED IN INVENTORY: _____ PHOTO FILE #: _____

NR STATUS: ___ L ___ HD ___ E ___ NE ___ ND REVIEWER _____

DATA SOURCE: ___ HPF ___ CLG ___ R&C ___ STAFF ___ STATE SURVEY OTHER _____ LEVEL OF SURVEY: ___ R ___ I

MHPC USE ONLY

INVENTORY NO.

MAINE HISTORIC PRESERVATION COMMISSION

Historic Barn/Agricultural Structure Survey Form

1. PROPERTY NAME (HISTORIC): _____
2. PROPERTY NAME (OTHER): _____
3. STREET ADDRESS: 12 James Street
4. TOWN: Bingham 5. COUNTY: Somerset
6. DATE RECORDED: 4/7/2021 7. SURVEYOR: Andrade, Melissa
8. OWNER NAME: _____ 9. ADDRESS: _____
66. PRIMARY USE (HISTORIC):
- | | | | |
|---|--|---|--|
| <input checked="" type="checkbox"/> BARN, MIXED USE | <input type="checkbox"/> HAY BARN | <input type="checkbox"/> DAIRY BARN | <input type="checkbox"/> STABLE/LIVERY |
| <input type="checkbox"/> SILO | <input type="checkbox"/> MILK HOUSE | <input type="checkbox"/> CIDER HOUSE | <input type="checkbox"/> SUGAR SHACK |
| <input type="checkbox"/> HOP HOUSE | <input type="checkbox"/> SPRING/WELL HOUSE | <input type="checkbox"/> POULTRY BARN | <input type="checkbox"/> CHICKEN COOP |
| <input type="checkbox"/> GREENHOUSE | <input type="checkbox"/> WAGON SHED | <input type="checkbox"/> WORKER HOUSING | <input type="checkbox"/> ICE HOUSE |
| <input type="checkbox"/> SMOKE HOUSE | <input type="checkbox"/> POTATO BARN | <input type="checkbox"/> CORN CRIB | <input type="checkbox"/> PIGGERY |
| <input type="checkbox"/> ANIMAL SHED (TYPE) _____ | <input type="checkbox"/> OTHER _____ | | |

ARCHITECTURAL DATA

67. PRIMARY STYLISTIC CATEGORY:
- | | | | |
|--|---|--|--|
| <input type="checkbox"/> COLONIAL | <input type="checkbox"/> STICK STYLE | <input type="checkbox"/> FEDERAL | <input type="checkbox"/> QUEEN ANNE |
| <input type="checkbox"/> GREEK REVIVAL | <input type="checkbox"/> SHINGLE STYLE | <input type="checkbox"/> 19 TH /20 TH C. REVIVAL | <input type="checkbox"/> GOTHIC REVIVAL |
| <input type="checkbox"/> ARTS & CRAFTS | <input type="checkbox"/> ITALIANATE | <input type="checkbox"/> BUNGALOW | <input checked="" type="checkbox"/> VERNACULAR |
| <input type="checkbox"/> SECOND EMPIRE | <input type="checkbox"/> HIGH VIC. GOTHIC | <input type="checkbox"/> OTHER _____ | |
68. HEIGHT: 1 STORY 1 1/2 STORY 2 STORY 2 1/2 STORY 3 STORY 4 STORY OVER 4 (_____)
69. PLAN:
- | | | | | |
|------------------------------------|---|--------------------------------|------------------------------------|--------------------------------------|
| <input type="checkbox"/> ENGLISH | <input checked="" type="checkbox"/> NEW ENGLAND | <input type="checkbox"/> ROUND | <input type="checkbox"/> BANK BARN | <input type="checkbox"/> OTHER _____ |
| <input type="checkbox"/> CONNECTED | <input checked="" type="checkbox"/> DETACHED | | | |
70. PRIMARY STRUCTURAL SYSTEM:
- | | | | | |
|------------------------------------|--|--|--------------------------------|--------------------------------|
| <input type="checkbox"/> HAND-HEWN | <input checked="" type="checkbox"/> SAWN HEAVY TIMBERS | <input type="checkbox"/> STUD CONSTRUCTION | <input type="checkbox"/> STONE | <input type="checkbox"/> BRICK |
| <input type="checkbox"/> LOG | <input type="checkbox"/> CONCRETE | <input type="checkbox"/> OTHER _____ | | |
71. EXTERIOR SIDING:
- | | | | | |
|--|---------------------------------------|----------------------------------|-----------------------------------|---|
| <input type="checkbox"/> CLAPBOARD | <input type="checkbox"/> WOOD SHINGLE | <input type="checkbox"/> ASPHALT | <input type="checkbox"/> ASBESTOS | <input type="checkbox"/> CORRUGATED METAL |
| <input checked="" type="checkbox"/> ALUMINUM/VINYL | <input type="checkbox"/> STONE | <input type="checkbox"/> BRICK | <input type="checkbox"/> CONCRETE | |
| <input type="checkbox"/> OTHER _____ | | | | |
72. ROOF CONFIGURATION:
- | | | | | | |
|--------------------------------------|---|----------------------------------|----------------------------------|------------------------------|-------------------------------|
| <input type="checkbox"/> GABLE SIDE | <input checked="" type="checkbox"/> GABLE FRONT | <input type="checkbox"/> MONITOR | <input type="checkbox"/> GAMBREL | <input type="checkbox"/> HIP | <input type="checkbox"/> SHED |
| <input type="checkbox"/> OTHER _____ | | | | | |
73. ROOF MATERIAL:
- | | | | | |
|--------------------------------------|--------------------------------|--------------------------------|---|-----------------------------------|
| <input type="checkbox"/> WOOD | <input type="checkbox"/> METAL | <input type="checkbox"/> SLATE | <input checked="" type="checkbox"/> ASPHALT | <input type="checkbox"/> ASBESTOS |
| <input type="checkbox"/> OTHER _____ | | | | |
74. FOUNDATION MATERIAL:
- | | | | | |
|-------------------------------------|--------------------------------|-----------------------------------|----------------------------------|--|
| <input type="checkbox"/> FIELDSTONE | <input type="checkbox"/> BRICK | <input type="checkbox"/> CONCRETE | <input type="checkbox"/> GRANITE | <input checked="" type="checkbox"/> OTHER <u>not visible</u> |
|-------------------------------------|--------------------------------|-----------------------------------|----------------------------------|--|
75. DOCUMENTED DATE OF CONSTRUCTION: _____ 76. ESTIMATED DATE OF CONSTRUCTION: 1870

PHOTOGRAPH



FRAMING CROSS SECTION

SKETCH FRAMING OF ONE TRANSVERSE SECTION (BENT) OF BARN AND ONE LATERAL SECTION (EAVE WALL) OF STRUCTURE. LABEL EACH SKETCH TO SHOW CARDINAL DIRECTION.

=====

MHPC USE ONLY

DATE ENTERED IN INVENTORY: _____ PHOTO FILE #: _____

NR STATUS: ___ L ___ HD ___ E ___ NE ___ ND REVIEWER _____

DATA SOURCE: ___ HPF ___ CLG ___ R&C ___ STAFF ___ STATE SURVEY OTHER _____ LEVEL OF SURVEY: ___ R ___ I

MHPC USE ONLY

INVENTORY NO.

MAINE HISTORIC PRESERVATION COMMISSION Historic Barn/Agricultural Structure Survey Form

1. PROPERTY NAME (HISTORIC): _____
2. PROPERTY NAME (OTHER): _____
3. STREET ADDRESS: Sidney Street, N side, approx. 466 feet from the intersection of Sidney and Milford Streets
4. TOWN: Bingham 5. COUNTY: Somerset
6. DATE RECORDED: 4/7/2021 7. SURVEYOR: Andrade, Melissa
8. OWNER NAME: _____ 9. ADDRESS: _____
66. PRIMARY USE (HISTORIC):
- | | | | |
|---|--|---|--|
| <input checked="" type="checkbox"/> BARN, MIXED USE | <input type="checkbox"/> HAY BARN | <input type="checkbox"/> DAIRY BARN | <input type="checkbox"/> STABLE/LIVERY |
| <input type="checkbox"/> SILO | <input type="checkbox"/> MILK HOUSE | <input type="checkbox"/> CIDER HOUSE | <input type="checkbox"/> SUGAR SHACK |
| <input type="checkbox"/> HOP HOUSE | <input type="checkbox"/> SPRING/WELL HOUSE | <input type="checkbox"/> POULTRY BARN | <input type="checkbox"/> CHICKEN COOP |
| <input type="checkbox"/> GREENHOUSE | <input type="checkbox"/> WAGON SHED | <input type="checkbox"/> WORKER HOUSING | <input type="checkbox"/> ICE HOUSE |
| <input type="checkbox"/> SMOKE HOUSE | <input type="checkbox"/> POTATO BARN | <input type="checkbox"/> CORN CRIB | <input type="checkbox"/> PIGGERY |
| <input type="checkbox"/> ANIMAL SHED (TYPE) _____ | <input type="checkbox"/> OTHER _____ | | |

ARCHITECTURAL DATA

67. PRIMARY STYLISTIC CATEGORY:
- | | | | |
|--|---|--|--|
| <input type="checkbox"/> COLONIAL | <input type="checkbox"/> STICK STYLE | <input type="checkbox"/> FEDERAL | <input type="checkbox"/> QUEEN ANNE |
| <input type="checkbox"/> GREEK REVIVAL | <input type="checkbox"/> SHINGLE STYLE | <input type="checkbox"/> 19 TH /20 TH C. REVIVAL | <input type="checkbox"/> GOTHIC REVIVAL |
| <input type="checkbox"/> ARTS & CRAFTS | <input type="checkbox"/> ITALIANATE | <input type="checkbox"/> BUNGALOW | <input checked="" type="checkbox"/> VERNACULAR |
| <input type="checkbox"/> SECOND EMPIRE | <input type="checkbox"/> HIGH VIC. GOTHIC | <input type="checkbox"/> OTHER _____ | |
68. HEIGHT: 1 STORY 1 1/2 STORY 2 STORY 2 1/2 STORY 3 STORY 4 STORY OVER 4 (_____)
69. PLAN: ENGLISH NEW ENGLAND ROUND BANK BARN OTHER _____
- CONNECTED DETACHED
70. PRIMARY STRUCTURAL SYSTEM:
- | | | | | |
|------------------------------------|--|--|--------------------------------|--------------------------------|
| <input type="checkbox"/> HAND-HEWN | <input checked="" type="checkbox"/> SAWN HEAVY TIMBERS | <input type="checkbox"/> STUD CONSTRUCTION | <input type="checkbox"/> STONE | <input type="checkbox"/> BRICK |
| <input type="checkbox"/> LOG | <input type="checkbox"/> CONCRETE | <input type="checkbox"/> OTHER _____ | | |
71. EXTERIOR SIDING:
- | | | | | |
|---|---------------------------------------|----------------------------------|-----------------------------------|---|
| <input checked="" type="checkbox"/> CLAPBOARD | <input type="checkbox"/> WOOD SHINGLE | <input type="checkbox"/> ASPHALT | <input type="checkbox"/> ASBESTOS | <input type="checkbox"/> CORRUGATED METAL |
| <input type="checkbox"/> ALUMINUM/VINYL | <input type="checkbox"/> STONE | <input type="checkbox"/> BRICK | <input type="checkbox"/> CONCRETE | |
| <input type="checkbox"/> OTHER _____ | | | | |
72. ROOF CONFIGURATION:
- | | | | | | |
|--|--------------------------------------|----------------------------------|----------------------------------|------------------------------|-------------------------------|
| <input checked="" type="checkbox"/> GABLE SIDE | <input type="checkbox"/> GABLE FRONT | <input type="checkbox"/> MONITOR | <input type="checkbox"/> GAMBREL | <input type="checkbox"/> HIP | <input type="checkbox"/> SHED |
| <input type="checkbox"/> OTHER _____ | | | | | |
73. ROOF MATERIAL:
- | | | | | |
|--------------------------------------|---|--------------------------------|----------------------------------|-----------------------------------|
| <input type="checkbox"/> WOOD | <input checked="" type="checkbox"/> METAL | <input type="checkbox"/> SLATE | <input type="checkbox"/> ASPHALT | <input type="checkbox"/> ASBESTOS |
| <input type="checkbox"/> OTHER _____ | | | | |
74. FOUNDATION MATERIAL:
- | | | | | |
|-------------------------------------|--------------------------------|--|----------------------------------|--------------------------------------|
| <input type="checkbox"/> FIELDSTONE | <input type="checkbox"/> BRICK | <input checked="" type="checkbox"/> CONCRETE | <input type="checkbox"/> GRANITE | <input type="checkbox"/> OTHER _____ |
|-------------------------------------|--------------------------------|--|----------------------------------|--------------------------------------|
75. DOCUMENTED DATE OF CONSTRUCTION: _____ 76. ESTIMATED DATE OF CONSTRUCTION: 1870

PHOTOGRAPH



FRAMING CROSS SECTION

SKETCH FRAMING OF ONE TRANSVERSE SECTION (BENT) OF BARN AND ONE LATERAL SECTION (EAVE WALL) OF STRUCTURE. LABEL EACH SKETCH TO SHOW CARDINAL DIRECTION.

=====

MHPC USE ONLY

DATE ENTERED IN INVENTORY: _____ PHOTO FILE #: _____

NR STATUS: ___ L ___ HD ___ E ___ NE ___ ND REVIEWER _____

DATA SOURCE: ___ HPF ___ CLG ___ R&C ___ STAFF ___ STATE SURVEY OTHER _____ LEVEL OF SURVEY: ___ R ___ I

MHPC USE ONLY

INVENTORY NO.

MAINE HISTORIC PRESERVATION COMMISSION Historic Barn/Agricultural Structure Survey Form

1. PROPERTY NAME (HISTORIC): _____

2. PROPERTY NAME (OTHER): _____

3. STREET ADDRESS: 500 Rowe Pond Road

4. TOWN: Pleasant Ridge Plt 5. COUNTY: Somerset

6. DATE RECORDED: 4/7/2021 7. SURVEYOR: Andrade, Melissa

8. OWNER NAME: _____ 9. ADDRESS: _____

66. PRIMARY USE (HISTORIC):
- | | | | |
|---|--|---|--|
| <input checked="" type="checkbox"/> BARN, MIXED USE | <input type="checkbox"/> HAY BARN | <input type="checkbox"/> DAIRY BARN | <input type="checkbox"/> STABLE/LIVERY |
| <input type="checkbox"/> SILO | <input type="checkbox"/> MILK HOUSE | <input type="checkbox"/> CIDER HOUSE | <input type="checkbox"/> SUGAR SHACK |
| <input type="checkbox"/> HOP HOUSE | <input type="checkbox"/> SPRING/WELL HOUSE | <input type="checkbox"/> POULTRY BARN | <input type="checkbox"/> CHICKEN COOP |
| <input type="checkbox"/> GREENHOUSE | <input type="checkbox"/> WAGON SHED | <input type="checkbox"/> WORKER HOUSING | <input type="checkbox"/> ICE HOUSE |
| <input type="checkbox"/> SMOKE HOUSE | <input type="checkbox"/> POTATO BARN | <input type="checkbox"/> CORN CRIB | <input type="checkbox"/> PIGGERY |
| <input type="checkbox"/> ANIMAL SHED (TYPE) _____ | <input type="checkbox"/> OTHER _____ | | |

ARCHITECTURAL DATA

67. PRIMARY STYLISTIC CATEGORY:
- | | | | |
|--|---|--|--|
| <input type="checkbox"/> COLONIAL | <input type="checkbox"/> STICK STYLE | <input type="checkbox"/> FEDERAL | <input type="checkbox"/> QUEEN ANNE |
| <input type="checkbox"/> GREEK REVIVAL | <input type="checkbox"/> SHINGLE STYLE | <input type="checkbox"/> 19 TH /20 TH C. REVIVAL | <input type="checkbox"/> GOTHIC REVIVAL |
| <input type="checkbox"/> ARTS & CRAFTS | <input type="checkbox"/> ITALIANATE | <input type="checkbox"/> BUNGALOW | <input checked="" type="checkbox"/> VERNACULAR |
| <input type="checkbox"/> SECOND EMPIRE | <input type="checkbox"/> HIGH VIC. GOTHIC | <input type="checkbox"/> OTHER _____ | |

68. HEIGHT: 1 STORY 1 1/2 STORY 2 STORY 2 1/2 STORY 3 STORY 4 STORY OVER 4 (_____)

69. PLAN: ENGLISH NEW ENGLAND ROUND BANK BARN OTHER _____
 CONNECTED DETACHED

70. PRIMARY STRUCTURAL SYSTEM:
 HAND-HEWN SAWN HEAVY TIMBERS STUD CONSTRUCTION STONE BRICK
 LOG CONCRETE OTHER _____

71. EXTERIOR SIDING:
 CLAPBOARD WOOD SHINGLE ASPHALT ASBESTOS CORRUGATED METAL
 ALUMINUM/VINYL STONE BRICK CONCRETE
 OTHER _____

72. ROOF CONFIGURATION:
 GABLE SIDE GABLE FRONT MONITOR GAMBREL HIP SHED
 OTHER _____

73. ROOF MATERIAL:
 WOOD METAL SLATE ASPHALT ASBESTOS
 OTHER _____

74. FOUNDATION MATERIAL:
 FIELDSTONE BRICK CONCRETE GRANITE OTHER not visible

75. DOCUMENTED DATE OF CONSTRUCTION: _____ 76. ESTIMATED DATE OF CONSTRUCTION: 1900

PHOTOGRAPH



FRAMING CROSS SECTION

SKETCH FRAMING OF ONE TRANSVERSE SECTION (BENT) OF BARN AND ONE LATERAL SECTION (EAVE WALL) OF STRUCTURE. LABEL EACH SKETCH TO SHOW CARDINAL DIRECTION.



=====

MHPC USE ONLY

DATE ENTERED IN INVENTORY: _____ PHOTO FILE #: _____

NR STATUS: ___ L ___ HD ___ E ___ NE ___ ND REVIEWER _____

DATA SOURCE: ___ HPF ___ CLG ___ R&C ___ STAFF ___ STATE SURVEY OTHER _____ LEVEL OF SURVEY: ___ R ___ I

MHPC USE ONLY

INVENTORY NO.

MAINE HISTORIC PRESERVATION COMMISSION Historic Barn/Agricultural Structure Survey Form

1. PROPERTY NAME (HISTORIC): _____
2. PROPERTY NAME (OTHER): _____
3. STREET ADDRESS: 399 Main Street , Route 201
4. TOWN: Bingham 5. COUNTY: Somerset
6. DATE RECORDED: 4/7/2021 7. SURVEYOR: Andrade, Melissa
8. OWNER NAME: _____ 9. ADDRESS: _____
66. PRIMARY USE (HISTORIC):
- | | | | |
|---|--|---|--|
| <input checked="" type="checkbox"/> BARN, MIXED USE | <input type="checkbox"/> HAY BARN | <input type="checkbox"/> DAIRY BARN | <input type="checkbox"/> STABLE/LIVERY |
| <input type="checkbox"/> SILO | <input type="checkbox"/> MILK HOUSE | <input type="checkbox"/> CIDER HOUSE | <input type="checkbox"/> SUGAR SHACK |
| <input type="checkbox"/> HOP HOUSE | <input type="checkbox"/> SPRING/WELL HOUSE | <input type="checkbox"/> POULTRY BARN | <input type="checkbox"/> CHICKEN COOP |
| <input type="checkbox"/> GREENHOUSE | <input type="checkbox"/> WAGON SHED | <input type="checkbox"/> WORKER HOUSING | <input type="checkbox"/> ICE HOUSE |
| <input type="checkbox"/> SMOKE HOUSE | <input type="checkbox"/> POTATO BARN | <input type="checkbox"/> CORN CRIB | <input type="checkbox"/> PIGGERY |
| <input type="checkbox"/> ANIMAL SHED (TYPE) _____ | <input type="checkbox"/> OTHER _____ | | |

ARCHITECTURAL DATA

67. PRIMARY STYLISTIC CATEGORY:
- | | | | |
|--|---|--|--|
| <input type="checkbox"/> COLONIAL | <input type="checkbox"/> STICK STYLE | <input type="checkbox"/> FEDERAL | <input type="checkbox"/> QUEEN ANNE |
| <input type="checkbox"/> GREEK REVIVAL | <input type="checkbox"/> SHINGLE STYLE | <input type="checkbox"/> 19 TH /20 TH C. REVIVAL | <input type="checkbox"/> GOTHIC REVIVAL |
| <input type="checkbox"/> ARTS & CRAFTS | <input type="checkbox"/> ITALIANATE | <input type="checkbox"/> BUNGALOW | <input checked="" type="checkbox"/> VERNACULAR |
| <input type="checkbox"/> SECOND EMPIRE | <input type="checkbox"/> HIGH VIC. GOTHIC | <input type="checkbox"/> OTHER _____ | |
68. HEIGHT: 1 STORY 1 1/2 STORY 2 STORY 2 1/2 STORY 3 STORY 4 STORY OVER 4 (_____)
69. PLAN: ENGLISH NEW ENGLAND ROUND BANK BARN OTHER _____
- | | | | |
|------------------------------------|--|--|--|
| <input type="checkbox"/> CONNECTED | <input checked="" type="checkbox"/> DETACHED | | |
|------------------------------------|--|--|--|
70. PRIMARY STRUCTURAL SYSTEM:
- | | | | | |
|------------------------------------|--|--|--------------------------------|--------------------------------|
| <input type="checkbox"/> HAND-HEWN | <input checked="" type="checkbox"/> SAWN HEAVY TIMBERS | <input type="checkbox"/> STUD CONSTRUCTION | <input type="checkbox"/> STONE | <input type="checkbox"/> BRICK |
| <input type="checkbox"/> LOG | <input type="checkbox"/> CONCRETE | <input type="checkbox"/> OTHER _____ | | |
71. EXTERIOR SIDING:
- | | | | | |
|--|---------------------------------------|----------------------------------|-----------------------------------|---|
| <input checked="" type="checkbox"/> CLAPBOARD | <input type="checkbox"/> WOOD SHINGLE | <input type="checkbox"/> ASPHALT | <input type="checkbox"/> ASBESTOS | <input type="checkbox"/> CORRUGATED METAL |
| <input checked="" type="checkbox"/> ALUMINUM/VINYL | <input type="checkbox"/> STONE | <input type="checkbox"/> BRICK | <input type="checkbox"/> CONCRETE | |
| <input type="checkbox"/> OTHER _____ | | | | |
72. ROOF CONFIGURATION:
- | | | | | | |
|--------------------------------------|---|----------------------------------|----------------------------------|------------------------------|-------------------------------|
| <input type="checkbox"/> GABLE SIDE | <input checked="" type="checkbox"/> GABLE FRONT | <input type="checkbox"/> MONITOR | <input type="checkbox"/> GAMBREL | <input type="checkbox"/> HIP | <input type="checkbox"/> SHED |
| <input type="checkbox"/> OTHER _____ | | | | | |
73. ROOF MATERIAL:
- | | | | | |
|--------------------------------------|---|--------------------------------|----------------------------------|-----------------------------------|
| <input type="checkbox"/> WOOD | <input checked="" type="checkbox"/> METAL | <input type="checkbox"/> SLATE | <input type="checkbox"/> ASPHALT | <input type="checkbox"/> ASBESTOS |
| <input type="checkbox"/> OTHER _____ | | | | |
74. FOUNDATION MATERIAL:
- | | | | | |
|-------------------------------------|--------------------------------|-----------------------------------|----------------------------------|--|
| <input type="checkbox"/> FIELDSTONE | <input type="checkbox"/> BRICK | <input type="checkbox"/> CONCRETE | <input type="checkbox"/> GRANITE | <input checked="" type="checkbox"/> OTHER <u>not visible</u> |
|-------------------------------------|--------------------------------|-----------------------------------|----------------------------------|--|
75. DOCUMENTED DATE OF CONSTRUCTION: _____ 76. ESTIMATED DATE OF CONSTRUCTION: 1900

PHOTOGRAPH



FRAMING CROSS SECTION

SKETCH FRAMING OF ONE TRANSVERSE SECTION (BENT) OF BARN AND ONE LATERAL SECTION (EAVE WALL) OF STRUCTURE. LABEL EACH SKETCH TO SHOW CARDINAL DIRECTION.

=====

MHPC USE ONLY

DATE ENTERED IN INVENTORY: _____ PHOTO FILE #: _____

NR STATUS: ___ L ___ HD ___ E ___ NE ___ ND REVIEWER _____

DATA SOURCE: ___ HPF ___ CLG ___ R&C ___ STAFF ___ STATE SURVEY OTHER _____ LEVEL OF SURVEY: ___ R ___ I

MHPC USE ONLY

INVENTORY NO.

MAINE HISTORIC PRESERVATION COMMISSION Historic Barn/Agricultural Structure Survey Form

1. PROPERTY NAME (HISTORIC): _____
2. PROPERTY NAME (OTHER): _____
3. STREET ADDRESS: 399 Main Street
4. TOWN: Bingham 5. COUNTY: Somerset
6. DATE RECORDED: 4/7/2021 7. SURVEYOR: Andrade, Melissa
8. OWNER NAME: _____ 9. ADDRESS: _____
66. PRIMARY USE (HISTORIC):
- | | | | |
|---|--|---|--|
| <input checked="" type="checkbox"/> BARN, MIXED USE | <input type="checkbox"/> HAY BARN | <input type="checkbox"/> DAIRY BARN | <input type="checkbox"/> STABLE/LIVERY |
| <input type="checkbox"/> SILO | <input type="checkbox"/> MILK HOUSE | <input type="checkbox"/> CIDER HOUSE | <input type="checkbox"/> SUGAR SHACK |
| <input type="checkbox"/> HOP HOUSE | <input type="checkbox"/> SPRING/WELL HOUSE | <input type="checkbox"/> POULTRY BARN | <input type="checkbox"/> CHICKEN COOP |
| <input type="checkbox"/> GREENHOUSE | <input type="checkbox"/> WAGON SHED | <input type="checkbox"/> WORKER HOUSING | <input type="checkbox"/> ICE HOUSE |
| <input type="checkbox"/> SMOKE HOUSE | <input type="checkbox"/> POTATO BARN | <input type="checkbox"/> CORN CRIB | <input type="checkbox"/> PIGGERY |
| <input type="checkbox"/> ANIMAL SHED (TYPE) _____ | <input type="checkbox"/> OTHER _____ | | |

ARCHITECTURAL DATA

67. PRIMARY STYLISTIC CATEGORY:
- | | | | |
|--|---|--|--|
| <input type="checkbox"/> COLONIAL | <input type="checkbox"/> STICK STYLE | <input type="checkbox"/> FEDERAL | <input type="checkbox"/> QUEEN ANNE |
| <input type="checkbox"/> GREEK REVIVAL | <input type="checkbox"/> SHINGLE STYLE | <input type="checkbox"/> 19 TH /20 TH C. REVIVAL | <input type="checkbox"/> GOTHIC REVIVAL |
| <input type="checkbox"/> ARTS & CRAFTS | <input type="checkbox"/> ITALIANATE | <input type="checkbox"/> BUNGALOW | <input checked="" type="checkbox"/> VERNACULAR |
| <input type="checkbox"/> SECOND EMPIRE | <input type="checkbox"/> HIGH VIC. GOTHIC | <input type="checkbox"/> OTHER _____ | |
68. HEIGHT: 1 STORY 1 1/2 STORY 2 STORY 2 1/2 STORY 3 STORY 4 STORY OVER 4 (_____)
69. PLAN: ENGLISH NEW ENGLAND ROUND BANK BARN OTHER _____
- CONNECTED DETACHED
70. PRIMARY STRUCTURAL SYSTEM:
- | | | | | |
|------------------------------------|--|--|--------------------------------|--------------------------------|
| <input type="checkbox"/> HAND-HEWN | <input checked="" type="checkbox"/> SAWN HEAVY TIMBERS | <input type="checkbox"/> STUD CONSTRUCTION | <input type="checkbox"/> STONE | <input type="checkbox"/> BRICK |
| <input type="checkbox"/> LOG | <input type="checkbox"/> CONCRETE | <input type="checkbox"/> OTHER _____ | | |
71. EXTERIOR SIDING:
- | | | | | |
|--|---------------------------------------|----------------------------------|-----------------------------------|---|
| <input type="checkbox"/> CLAPBOARD | <input type="checkbox"/> WOOD SHINGLE | <input type="checkbox"/> ASPHALT | <input type="checkbox"/> ASBESTOS | <input type="checkbox"/> CORRUGATED METAL |
| <input checked="" type="checkbox"/> ALUMINUM/VINYL | <input type="checkbox"/> STONE | <input type="checkbox"/> BRICK | <input type="checkbox"/> CONCRETE | |
| <input type="checkbox"/> OTHER _____ | | | | |
72. ROOF CONFIGURATION: GABLE SIDE GABLE FRONT MONITOR GAMBREL HIP SHED
- OTHER _____
73. ROOF MATERIAL: WOOD METAL SLATE ASPHALT ASBESTOS
- OTHER _____
74. FOUNDATION MATERIAL: FIELDSTONE BRICK CONCRETE GRANITE OTHER not visible
75. DOCUMENTED DATE OF CONSTRUCTION: _____ 76. ESTIMATED DATE OF CONSTRUCTION: 1880

PHOTOGRAPH



FRAMING CROSS SECTION

SKETCH FRAMING OF ONE TRANSVERSE SECTION (BENT) OF BARN AND ONE LATERAL SECTION (EAVE WALL) OF STRUCTURE. LABEL EACH SKETCH TO SHOW CARDINAL DIRECTION.

=====

MHPC USE ONLY

DATE ENTERED IN INVENTORY: _____ PHOTO FILE #: _____

NR STATUS: ___ L ___ HD ___ E ___ NE ___ ND REVIEWER _____

DATA SOURCE: ___ HPF ___ CLG ___ R&C ___ STAFF ___ STATE SURVEY OTHER _____ LEVEL OF SURVEY: ___ R ___ I

MHPC USE ONLY

INVENTORY NO.

MAINE HISTORIC PRESERVATION COMMISSION Historic Building/Structure Survey Form

1. PROPERTY NAME (HISTORIC): Ben Adams Cemetery
2. PROPERTY NAME (OTHER): _____
3. STREET ADDRESS: S Warren Road, W side, approx. 915 ft from the intersection with Mayfield Road
4. TOWN: Mayfield Twp 5. COUNTY: Somerset
6. DATE RECORDED: 4/7/2021 7. SURVEYOR: Andrade, Melissa
8. OWNER NAME: _____ 9. ADDRESS: _____
10. PRIMARY USE (PRESENT):
- | | | | |
|---|---------------------------------------|--|--|
| <input type="checkbox"/> SINGLE FAMILY | <input type="checkbox"/> AGRICULTURE | <input type="checkbox"/> COMMERCIAL/TRADE | <input checked="" type="checkbox"/> FUNERARY |
| <input type="checkbox"/> MULTI-FAMILY | <input type="checkbox"/> GOVERNMENTAL | <input type="checkbox"/> EDUCATION | <input type="checkbox"/> HEALTH CARE |
| <input type="checkbox"/> INDUSTRY | <input type="checkbox"/> RELIGIOUS | <input type="checkbox"/> HOTEL | <input type="checkbox"/> LANDSCAPE |
| <input type="checkbox"/> TRANSPORTATION | <input type="checkbox"/> DEFENSE | <input type="checkbox"/> SUMMER COTTAGE/CAMP | <input type="checkbox"/> SOCIAL |
| <input type="checkbox"/> RECREATION/CULTURE | <input type="checkbox"/> UNKNOWN | | |
| <input type="checkbox"/> OTHER _____ | | | |
11. CONDITION: GOOD FAIR POOR DESTROYED, DATE _____

ARCHITECTURAL DATA

12. PRIMARY STYLISTIC CATEGORY:
- | | | | |
|---|--|--|--|
| <input type="checkbox"/> GEORGIAN | <input type="checkbox"/> STICK STYLE | <input type="checkbox"/> 19 TH /20 TH C. REVIVAL | <input type="checkbox"/> MODERN/CONTEMPORARY |
| <input type="checkbox"/> FEDERAL | <input type="checkbox"/> QUEEN ANNE | <input type="checkbox"/> COMMERCIAL STYLE | <input type="checkbox"/> MINIMAL TRADITIONAL |
| <input type="checkbox"/> GREEK REVIVAL | <input type="checkbox"/> SHINGLE STYLE | <input type="checkbox"/> CRAFTSMAN | <input type="checkbox"/> RANCH |
| <input type="checkbox"/> GOTHIC REVIVAL | <input type="checkbox"/> ROMANESQUE | <input type="checkbox"/> ART DECO / MODERNE | <input type="checkbox"/> SPLIT LEVEL |
| <input type="checkbox"/> ITALIANATE | <input type="checkbox"/> NEO-CLASSICAL REV | <input type="checkbox"/> INTERNATIONAL | <input type="checkbox"/> VERNACULAR |
| <input type="checkbox"/> SECOND EMPIRE | <input type="checkbox"/> RENAISSANCE REV | <input type="checkbox"/> OTHER _____ | |
13. SECONDARY STYLISTIC CATEGORY:
- | | | | |
|---|--|--|--|
| <input type="checkbox"/> GEORGIAN | <input type="checkbox"/> STICK STYLE | <input type="checkbox"/> 19 TH /20 TH C. REVIVAL | <input type="checkbox"/> MODERN/CONTEMPORARY |
| <input type="checkbox"/> FEDERAL | <input type="checkbox"/> QUEEN ANNE | <input type="checkbox"/> COMMERCIAL STYLE | <input type="checkbox"/> MINIMAL TRADITIONAL |
| <input type="checkbox"/> GREEK REVIVAL | <input type="checkbox"/> SHINGLE STYLE | <input type="checkbox"/> CRAFTSMAN | <input type="checkbox"/> RANCH |
| <input type="checkbox"/> GOTHIC REVIVAL | <input type="checkbox"/> ROMANESQUE | <input type="checkbox"/> ART DECO / MODERNE | <input type="checkbox"/> SPLIT LEVEL |
| <input type="checkbox"/> ITALIANATE | <input type="checkbox"/> NEO-CLASSICAL REV | <input type="checkbox"/> INTERNATIONAL | <input type="checkbox"/> VERNACULAR |
| <input type="checkbox"/> SECOND EMPIRE | <input type="checkbox"/> RENAISSANCE REV | <input type="checkbox"/> OTHER _____ | |
14. HEIGHT: 1 STORY 1 1/2 STORY 2 STORY 2 1/2 STORY 3 STORY 4 STORY
 5 STORY OVER 5 (_____)
15. PRIMARY FACADE WIDTH (MAIN BLOCK; USE GROUND FLOOR):
 1 BAY 2 BAY 3 BAY 4 BAY 5 BAY MORE THAN 5 (_____)
16. APPENDAGES: SIDE ELL REAR ELL FRONT ADDED STORIES SHED
 DORMERS PORCH TOWER CUPOLA BAY WINDOW

PHOTOGRAPH:



17. PORCH:

ATTACHED ENGAGED ONE STORY MORE THAN ONE STORY
 FULL WIDTH WRAPAROUND SLEEPING PORCH SECONDARY PORCH

18. PLAN OR FORM

HALL AND PARLOR 1/2 CAPE CAPE CENTRAL HALL 2-STORY DOUBLE PILE
 SIDE HALL BACK HALL IRREGULAR FOURSQUARE BUNGALOW
 MOBILE HOME MODULAR OTHER _____

19. PRIMARY STRUCTURAL SYSTEM:

TIMBER FRAME BRACED FRAME BRICK STONE BALLOON FRAME
 CONCRETE STEEL LOG PLANK WALL PLATFORM FRAME
 FRAME CONSTRUCTION - TYPE UNKNOWN OTHER _____

20. CHIMNEY PLACEMENT:

INTERIOR INTERIOR FRONT/REAR CENTER INTERIOR END EXTERIOR
 OTHER _____

21. ROOF CONFIGURATION:

GABLE SIDE GABLE FRONT HIP MANSARD FLAT
 GAMBREL PARAPET GABLE SHED CROSS GABLE
 COMPOUND OTHER _____

22. ROOF MATERIAL: WOOD METAL TILE SLATE ASPHALT ASBESTOS

23. EXTERIOR WALL MATERIALS:

CLAPBOARD BRICK FLUSH SHEATHING WOOD SHINGLE STONE
 LOG PRESSED METAL CONCRETE STUCCO ASPHALT
 GRANITE ASBESTOS TERRA COTTA BOARD AND BATTEN ALUMINUM/VINYL
 OTHER _____

24. FOUNDATION MATERIAL:

FIELDSTONE BRICK WOOD CONCRETE GRANITE ORNAMENTAL CONC. BLOCK
 OTHER _____

25. OUTBUILDINGS/FEATURES:

CARRIAGE HOUSE FENCE OR WALL CEMETERY BARN (CONNECTED)
 BARN (DETACHED) FORMAL GARDEN LANDSCAPE/PLANT MAT ARCHAEOLOGICAL SITE
 GARAGE OTHER _____

HISTORICAL DATA

26. DOCUMENTED DATE OF CONSTRUCTION: _____ 27. ESTIMATED DATE OF CONSTRUCTION: 1870

28. DATE MAJOR ADDITIONS/ALTERATIONS: _____

29. ARCHITECT: _____ 30. CONTRACTOR: _____

31. ORIGINAL OWNER: _____

32. SUBSEQUENT SIGNIFICANT OWNER: _____ DATES: _____

33. CULTURAL/ETHNIC AFFILIATION:

ENGLISH FRENCH ACADIAN NATIVE AMERICAN SCOTTISH FRENCH CANADIAN
 EAST EUROPEAN IRISH OTHER _____

34. HISTORIC CONTEXT(S):

COMMERCE INDUSTRY TRANSPORTATION AGRICULTURE MILITARY
 RELIGION CIVIC AFFAIRS RECREATION HABITATION EDUCATION
 ART, LIT, SCIENCE SOCIAL

35. COMMENTS/SOURCES: _____

36. HISTORICAL DRAWINGS EXIST: YES NO 37. KIT HOUSE YES NO 38. PATTERN BOOK HOUSE YES NO

ENVIRONMENTAL DATA

39. SITE INTEGRITY: ORIGINAL MOVED DATE MOVED _____

40. SETTING: RURAL/UNDISTURBED RURAL/BUILT UP SMALL TOWN URBAN SUBURBAN

41. QUADRANGLE MAP USED: Mahoney Hill

42. UTM NORTHING: 5637533.79715618 43. UTM EASTING: -7765511.88866513

44. FACADE DIRECTION (CIRCLE ONE): N S E W NE NW SE SW

=====

MHPC USE ONLY

DATE ENTERED IN INVENTORY: _____ PHOTO FILE #: _____

NR STATUS: L HD E NE ND REVIEWER _____

DATA SOURCE: HPF CLG R&C STAFF STATE SURVEY OTHER _____ LEVEL OF SURVEY: R I

MHPC USE ONLY

INVENTORY NO.

MAINE HISTORIC PRESERVATION COMMISSION Historic Building/Structure Survey Form

1. PROPERTY NAME (HISTORIC): _____
2. PROPERTY NAME (OTHER): 293-0020
3. STREET ADDRESS: 195 Mayfield Road, Route 16
4. TOWN: Moscow 5. COUNTY: Somerset
6. DATE RECORDED: 4/7/2021 7. SURVEYOR: Andrade, Melissa
8. OWNER NAME: _____ 9. ADDRESS: _____
10. PRIMARY USE (PRESENT):
- | | | | |
|---|---------------------------------------|--|--------------------------------------|
| <input checked="" type="checkbox"/> SINGLE FAMILY | <input type="checkbox"/> AGRICULTURE | <input type="checkbox"/> COMMERCIAL/TRADE | <input type="checkbox"/> FUNERARY |
| <input type="checkbox"/> MULTI-FAMILY | <input type="checkbox"/> GOVERNMENTAL | <input type="checkbox"/> EDUCATION | <input type="checkbox"/> HEALTH CARE |
| <input type="checkbox"/> INDUSTRY | <input type="checkbox"/> RELIGIOUS | <input type="checkbox"/> HOTEL | <input type="checkbox"/> LANDSCAPE |
| <input type="checkbox"/> TRANSPORTATION | <input type="checkbox"/> DEFENSE | <input type="checkbox"/> SUMMER COTTAGE/CAMP | <input type="checkbox"/> SOCIAL |
| <input type="checkbox"/> RECREATION/CULTURE | <input type="checkbox"/> UNKNOWN | | |
| <input type="checkbox"/> OTHER _____ | | | |
11. CONDITION: GOOD FAIR POOR DESTROYED, DATE _____

ARCHITECTURAL DATA

12. PRIMARY STYLISTIC CATEGORY:
- | | | | |
|---|--|--|--|
| <input type="checkbox"/> GEORGIAN | <input type="checkbox"/> STICK STYLE | <input type="checkbox"/> 19 TH /20 TH C. REVIVAL | <input type="checkbox"/> MODERN/CONTEMPORARY |
| <input type="checkbox"/> FEDERAL | <input type="checkbox"/> QUEEN ANNE | <input type="checkbox"/> COMMERCIAL STYLE | <input type="checkbox"/> MINIMAL TRADITIONAL |
| <input type="checkbox"/> GREEK REVIVAL | <input type="checkbox"/> SHINGLE STYLE | <input type="checkbox"/> CRAFTSMAN | <input type="checkbox"/> RANCH |
| <input type="checkbox"/> GOTHIC REVIVAL | <input type="checkbox"/> ROMANESQUE | <input type="checkbox"/> ART DECO / MODERNE | <input type="checkbox"/> SPLIT LEVEL |
| <input type="checkbox"/> ITALIANATE | <input type="checkbox"/> NEO-CLASSICAL REV | <input type="checkbox"/> INTERNATIONAL | <input checked="" type="checkbox"/> VERNACULAR |
| <input type="checkbox"/> SECOND EMPIRE | <input type="checkbox"/> RENAISSANCE REV | <input type="checkbox"/> OTHER _____ | |
13. SECONDARY STYLISTIC CATEGORY:
- | | | | |
|---|--|--|--|
| <input type="checkbox"/> GEORGIAN | <input type="checkbox"/> STICK STYLE | <input type="checkbox"/> 19 TH /20 TH C. REVIVAL | <input type="checkbox"/> MODERN/CONTEMPORARY |
| <input type="checkbox"/> FEDERAL | <input type="checkbox"/> QUEEN ANNE | <input type="checkbox"/> COMMERCIAL STYLE | <input type="checkbox"/> MINIMAL TRADITIONAL |
| <input type="checkbox"/> GREEK REVIVAL | <input type="checkbox"/> SHINGLE STYLE | <input type="checkbox"/> CRAFTSMAN | <input type="checkbox"/> RANCH |
| <input type="checkbox"/> GOTHIC REVIVAL | <input type="checkbox"/> ROMANESQUE | <input type="checkbox"/> ART DECO / MODERNE | <input type="checkbox"/> SPLIT LEVEL |
| <input type="checkbox"/> ITALIANATE | <input type="checkbox"/> NEO-CLASSICAL REV | <input type="checkbox"/> INTERNATIONAL | <input type="checkbox"/> VERNACULAR |
| <input type="checkbox"/> SECOND EMPIRE | <input type="checkbox"/> RENAISSANCE REV | <input type="checkbox"/> OTHER _____ | |
14. HEIGHT:
- 1 STORY 1 1/2 STORY 2 STORY 2 1/2 STORY 3 STORY 4 STORY
- 5 STORY OVER 5 (_____)
15. PRIMARY FACADE WIDTH (MAIN BLOCK; USE GROUND FLOOR):
- 1 BAY 2 BAY 3 BAY 4 BAY 5 BAY MORE THAN 5 (_____)
16. APPENDAGES: SIDE ELL REAR ELL FRONT ADDED STORIES SHED
- DORMERS PORCH TOWER CUPOLA BAY WINDOW

PHOTOGRAPH:



17. PORCH:

ATTACHED ENGAGED ONE STORY MORE THAN ONE STORY
 FULL WIDTH WRAPAROUND SLEEPING PORCH SECONDARY PORCH

18. PLAN OR FORM

HALL AND PARLOR 1/2 CAPE CAPE CENTRAL HALL 2-STORY DOUBLE PILE
 SIDE HALL BACK HALL IRREGULAR FOURSQUARE BUNGALOW
 MOBILE HOME MODULAR OTHER rectangular

19. PRIMARY STRUCTURAL SYSTEM:

TIMBER FRAME BRACED FRAME BRICK STONE BALLOON FRAME
 CONCRETE STEEL LOG PLANK WALL PLATFORM FRAME
 FRAME CONSTRUCTION - TYPE UNKNOWN OTHER _____

20. CHIMNEY PLACEMENT:

INTERIOR INTERIOR FRONT/REAR CENTER INTERIOR END EXTERIOR
 OTHER _____

21. ROOF CONFIGURATION:

GABLE SIDE GABLE FRONT HIP MANSARD FLAT
 GAMBREL PARAPET GABLE SHED CROSS GABLE
 COMPOUND OTHER _____

22. ROOF MATERIAL: WOOD METAL TILE SLATE ASPHALT ASBESTOS

23. EXTERIOR WALL MATERIALS:

CLAPBOARD BRICK FLUSH SHEATHING WOOD SHINGLE STONE
 LOG PRESSED METAL CONCRETE STUCCO ASPHALT
 GRANITE ASBESTOS TERRA COTTA BOARD AND BATTEN ALUMINUM/VINYL
 OTHER _____

24. FOUNDATION MATERIAL:

FIELDSTONE BRICK WOOD CONCRETE GRANITE ORNAMENTAL CONC. BLOCK
 OTHER _____

25. OUTBUILDINGS/FEATURES:

CARRIAGE HOUSE FENCE OR WALL CEMETERY BARN (CONNECTED)
 BARN (DETACHED) FORMAL GARDEN LANDSCAPE/PLANT MAT ARCHAEOLOGICAL SITE
 GARAGE OTHER _____

HISTORICAL DATA

26. DOCUMENTED DATE OF CONSTRUCTION: _____ 27. ESTIMATED DATE OF CONSTRUCTION: 1900

28. DATE MAJOR ADDITIONS/ALTERATIONS: _____

29. ARCHITECT: _____ 30. CONTRACTOR: _____

31. ORIGINAL OWNER: _____

32. SUBSEQUENT SIGNIFICANT OWNER: _____ DATES: _____

33. CULTURAL/ETHNIC AFFILIATION:

ENGLISH FRENCH ACADIAN NATIVE AMERICAN SCOTTISH FRENCH CANADIAN
 EAST EUROPEAN IRISH OTHER _____

34. HISTORIC CONTEXT(S):

COMMERCE INDUSTRY TRANSPORTATION AGRICULTURE MILITARY
 RELIGION CIVIC AFFAIRS RECREATION HABITATION EDUCATION
 ART, LIT, SCIENCE SOCIAL

35. COMMENTS/SOURCES: _____

36. HISTORICAL DRAWINGS EXIST: YES NO 37. KIT HOUSE YES NO 38. PATTERN BOOK HOUSE YES NO

ENVIRONMENTAL DATA

39. SITE INTEGRITY: ORIGINAL MOVED DATE MOVED _____

40. SETTING: RURAL/UNDISTURBED RURAL/BUILT UP SMALL TOWN URBAN SUBURBAN

41. QUADRANGLE MAP USED: Mahoney Hill

42. UTM NORTHING: 5633702.45209736 43. UTM EASTING: -7777353.66452375

44. FACADE DIRECTION (CIRCLE ONE): N S E W NE **NW** SE SW

=====

MHPC USE ONLY

DATE ENTERED IN INVENTORY: _____ PHOTO FILE #: _____

NR STATUS: L HD E NE ND REVIEWER _____

DATA SOURCE: HPF CLG R&C STAFF STATE SURVEY OTHER _____ LEVEL OF SURVEY: R I

MHPC USE ONLY

INVENTORY NO.

MAINE HISTORIC PRESERVATION COMMISSION Historic Building/Structure Survey Form

1. PROPERTY NAME (HISTORIC): _____
2. PROPERTY NAME (OTHER): _____
3. STREET ADDRESS: 95 Stream Road
4. TOWN: Moscow 5. COUNTY: Somerset
6. DATE RECORDED: 4/7/2021 7. SURVEYOR: Andrade, Melissa
8. OWNER NAME: _____ 9. ADDRESS: _____

10. PRIMARY USE (PRESENT):
- | | | | |
|---|---------------------------------------|--|--------------------------------------|
| <input checked="" type="checkbox"/> SINGLE FAMILY | <input type="checkbox"/> AGRICULTURE | <input type="checkbox"/> COMMERCIAL/TRADE | <input type="checkbox"/> FUNERARY |
| <input type="checkbox"/> MULTI-FAMILY | <input type="checkbox"/> GOVERNMENTAL | <input type="checkbox"/> EDUCATION | <input type="checkbox"/> HEALTH CARE |
| <input type="checkbox"/> INDUSTRY | <input type="checkbox"/> RELIGIOUS | <input type="checkbox"/> HOTEL | <input type="checkbox"/> LANDSCAPE |
| <input type="checkbox"/> TRANSPORTATION | <input type="checkbox"/> DEFENSE | <input type="checkbox"/> SUMMER COTTAGE/CAMP | <input type="checkbox"/> SOCIAL |
| <input type="checkbox"/> RECREATION/CULTURE | <input type="checkbox"/> UNKNOWN | | |
| <input type="checkbox"/> OTHER _____ | | | |

11. CONDITION: GOOD FAIR POOR DESTROYED, DATE _____

ARCHITECTURAL DATA

12. PRIMARY STYLISTIC CATEGORY:
- | | | | |
|---|--|--|--|
| <input type="checkbox"/> GEORGIAN | <input type="checkbox"/> STICK STYLE | <input type="checkbox"/> 19 TH /20 TH C. REVIVAL | <input type="checkbox"/> MODERN/CONTEMPORARY |
| <input type="checkbox"/> FEDERAL | <input type="checkbox"/> QUEEN ANNE | <input type="checkbox"/> COMMERCIAL STYLE | <input type="checkbox"/> MINIMAL TRADITIONAL |
| <input type="checkbox"/> GREEK REVIVAL | <input type="checkbox"/> SHINGLE STYLE | <input type="checkbox"/> CRAFTSMAN | <input type="checkbox"/> RANCH |
| <input type="checkbox"/> GOTHIC REVIVAL | <input type="checkbox"/> ROMANESQUE | <input type="checkbox"/> ART DECO / MODERNE | <input type="checkbox"/> SPLIT LEVEL |
| <input type="checkbox"/> ITALIANATE | <input type="checkbox"/> NEO-CLASSICAL REV | <input type="checkbox"/> INTERNATIONAL | <input checked="" type="checkbox"/> VERNACULAR |
| <input type="checkbox"/> SECOND EMPIRE | <input type="checkbox"/> RENAISSANCE REV | <input type="checkbox"/> OTHER _____ | |

13. SECONDARY STYLISTIC CATEGORY:
- | | | | |
|---|--|--|--|
| <input type="checkbox"/> GEORGIAN | <input type="checkbox"/> STICK STYLE | <input type="checkbox"/> 19 TH /20 TH C. REVIVAL | <input type="checkbox"/> MODERN/CONTEMPORARY |
| <input type="checkbox"/> FEDERAL | <input type="checkbox"/> QUEEN ANNE | <input type="checkbox"/> COMMERCIAL STYLE | <input type="checkbox"/> MINIMAL TRADITIONAL |
| <input type="checkbox"/> GREEK REVIVAL | <input type="checkbox"/> SHINGLE STYLE | <input type="checkbox"/> CRAFTSMAN | <input type="checkbox"/> RANCH |
| <input type="checkbox"/> GOTHIC REVIVAL | <input type="checkbox"/> ROMANESQUE | <input type="checkbox"/> ART DECO / MODERNE | <input type="checkbox"/> SPLIT LEVEL |
| <input type="checkbox"/> ITALIANATE | <input type="checkbox"/> NEO-CLASSICAL REV | <input type="checkbox"/> INTERNATIONAL | <input type="checkbox"/> VERNACULAR |
| <input type="checkbox"/> SECOND EMPIRE | <input type="checkbox"/> RENAISSANCE REV | <input type="checkbox"/> OTHER _____ | |

14. HEIGHT:
- 1 STORY 1 1/2 STORY 2 STORY 2 1/2 STORY 3 STORY 4 STORY
- 5 STORY OVER 5 (_____)

15. PRIMARY FACADE WIDTH (MAIN BLOCK; USE GROUND FLOOR):
- 1 BAY 2 BAY 3 BAY 4 BAY 5 BAY MORE THAN 5 (_____)

16. APPENDAGES: SIDE ELL REAR ELL FRONT ADDED STORIES SHED
- DORMERS PORCH TOWER CUPOLA BAY WINDOW

PHOTOGRAPH:



17. PORCH:

ATTACHED ENGAGED ONE STORY MORE THAN ONE STORY
 FULL WIDTH WRAPAROUND SLEEPING PORCH SECONDARY PORCH

18. PLAN OR FORM

HALL AND PARLOR 1/2 CAPE CAPE CENTRAL HALL 2-STORY DOUBLE PILE
 SIDE HALL BACK HALL IRREGULAR FOURSQUARE BUNGALOW
 MOBILE HOME MODULAR OTHER _____

19. PRIMARY STRUCTURAL SYSTEM:

TIMBER FRAME BRACED FRAME BRICK STONE BALLOON FRAME
 CONCRETE STEEL LOG PLANK WALL PLATFORM FRAME
 FRAME CONSTRUCTION - TYPE UNKNOWN OTHER _____

20. CHIMNEY PLACEMENT:

INTERIOR INTERIOR FRONT/REAR CENTER INTERIOR END EXTERIOR
 OTHER _____

21. ROOF CONFIGURATION:

GABLE SIDE GABLE FRONT HIP MANSARD FLAT
 GAMBREL PARAPET GABLE SHED CROSS GABLE
 COMPOUND OTHER _____

22. ROOF MATERIAL: WOOD METAL TILE SLATE ASPHALT ASBESTOS

23. EXTERIOR WALL MATERIALS:

CLAPBOARD BRICK FLUSH SHEATHING WOOD SHINGLE STONE
 LOG PRESSED METAL CONCRETE STUCCO ASPHALT
 GRANITE ASBESTOS TERRA COTTA BOARD AND BATTEN ALUMINUM/VINYL
 OTHER _____

24. FOUNDATION MATERIAL:

FIELDSTONE BRICK WOOD CONCRETE GRANITE ORNAMENTAL CONC. BLOCK
 OTHER _____

25. OUTBUILDINGS/FEATURES:

CARRIAGE HOUSE FENCE OR WALL CEMETERY BARN (CONNECTED)
 BARN (DETACHED) FORMAL GARDEN LANDSCAPE/PLANT MAT ARCHAEOLOGICAL SITE
 GARAGE OTHER _____

HISTORICAL DATA

26. DOCUMENTED DATE OF CONSTRUCTION: _____ 27. ESTIMATED DATE OF CONSTRUCTION: 1940

28. DATE MAJOR ADDITIONS/ALTERATIONS: _____

29. ARCHITECT: _____ 30. CONTRACTOR: _____

31. ORIGINAL OWNER: _____

32. SUBSEQUENT SIGNIFICANT OWNER: _____ DATES: _____

33. CULTURAL/ETHNIC AFFILIATION:

ENGLISH FRENCH ACADIAN NATIVE AMERICAN SCOTTISH FRENCH CANADIAN
 EAST EUROPEAN IRISH OTHER _____

34. HISTORIC CONTEXT(S):

COMMERCE INDUSTRY TRANSPORTATION AGRICULTURE MILITARY
 RELIGION CIVIC AFFAIRS RECREATION HABITATION EDUCATION
 ART, LIT, SCIENCE SOCIAL

35. COMMENTS/SOURCES: _____

36. HISTORICAL DRAWINGS EXIST: YES NO 37. KIT HOUSE YES NO 38. PATTERN BOOK HOUSE YES NO

ENVIRONMENTAL DATA

39. SITE INTEGRITY: ORIGINAL MOVED DATE MOVED _____

40. SETTING: RURAL/UNDISTURBED RURAL/BUILT UP SMALL TOWN URBAN SUBURBAN

41. QUADRANGLE MAP USED: Bingham

42. UTM NORTHING: 5633326.70158084 43. UTM EASTING: -7778878.57040824

44. FACADE DIRECTION (CIRCLE ONE): N (S) E W NE NW SE SW

=====

MHPC USE ONLY

DATE ENTERED IN INVENTORY: _____ PHOTO FILE #: _____

NR STATUS: L HD E NE ND REVIEWER _____

DATA SOURCE: HPF CLG R&C STAFF STATE SURVEY OTHER _____ LEVEL OF SURVEY: R I

17. PORCH:

___ ATTACHED ___ ENGAGED ___ ONE STORY ___ MORE THAN ONE STORY
___ FULL WIDTH ___ WRAPAROUND ___ SLEEPING PORCH ___ SECONDARY PORCH

18. PLAN OR FORM

___ HALL AND PARLOR ___ 1/2 CAPE ___ CAPE ___ CENTRAL HALL ___ 2-STORY DOUBLE PILE
___ SIDE HALL ___ BACK HALL ___ IRREGULAR ___ FOURSQUARE ___ BUNGALOW
___ MOBILE HOME ___ MODULAR [X] OTHER rectangular

19. PRIMARY STRUCTURAL SYSTEM:

___ TIMBER FRAME ___ BRACED FRAME ___ BRICK ___ STONE [X] BALLOON FRAME
___ CONCRETE ___ STEEL ___ LOG ___ PLANK WALL ___ PLATFORM FRAME
___ FRAME CONSTRUCTION - TYPE UNKNOWN ___ OTHER

20. CHIMNEY PLACEMENT:

___ INTERIOR ___ INTERIOR FRONT/REAR ___ CENTER ___ INTERIOR END ___ EXTERIOR
___ OTHER

21. ROOF CONFIGURATION:

___ GABLE SIDE [X] GABLE FRONT ___ HIP ___ MANSARD ___ FLAT
___ GAMBREL ___ PARAPET GABLE ___ SHED ___ CROSS GABLE
___ COMPOUND ___ OTHER

22. ROOF MATERIAL: ___ WOOD [X] METAL ___ TILE ___ SLATE ___ ASPHALT ___ ASBESTOS

23. EXTERIOR WALL MATERIALS:

___ CLAPBOARD ___ BRICK ___ FLUSH SHEATHING ___ WOOD SHINGLE ___ STONE
___ LOG ___ PRESSED METAL ___ CONCRETE ___ STUCCO ___ ASPHALT
___ GRANITE ___ ASBESTOS ___ TERRA COTTA ___ BOARD AND BATTEN [X] ALUMINUM/VINYL
___ OTHER

24. FOUNDATION MATERIAL:

___ FIELDSTONE ___ BRICK ___ WOOD [X] CONCRETE ___ GRANITE ___ ORNAMENTAL CONC. BLOCK
___ OTHER

25. OUTBUILDINGS/FEATURES:

___ CARRIAGE HOUSE ___ FENCE OR WALL ___ CEMETERY ___ BARN (CONNECTED)
___ BARN (DETACHED) ___ FORMAL GARDEN ___ LANDSCAPE/PLANT MAT ___ ARCHAEOLOGICAL SITE
___ GARAGE ___ OTHER

HISTORICAL DATA

26. DOCUMENTED DATE OF CONSTRUCTION: _____ 27. ESTIMATED DATE OF CONSTRUCTION: 1940

28. DATE MAJOR ADDITIONS/ALTERATIONS: _____

29. ARCHITECT: _____ 30. CONTRACTOR: _____

31. ORIGINAL OWNER: _____

32. SUBSEQUENT SIGNIFICANT OWNER: _____ DATES: _____

33. CULTURAL/ETHNIC AFFILIATION:

___ ENGLISH ___ FRENCH ACADIAN ___ NATIVE AMERICAN ___ SCOTTISH ___ FRENCH CANADIAN
___ EAST EUROPEAN ___ IRISH ___ OTHER

34. HISTORIC CONTEXT(S):

___ COMMERCE ___ INDUSTRY ___ TRANSPORTATION ___ AGRICULTURE ___ MILITARY
___ RELIGION ___ CIVIC AFFAIRS ___ RECREATION ___ HABITATION ___ EDUCATION
___ ART, LIT, SCIENCE ___ SOCIAL

35. COMMENTS/SOURCES: _____

36. HISTORICAL DRAWINGS EXIST: ___ YES [X] NO 37. KIT HOUSE ___ YES [X] NO 38. PATTERN BOOK HOUSE ___ YES [X] NO

ENVIRONMENTAL DATA

39. SITE INTEGRITY: [X] ORIGINAL ___ MOVED DATE MOVED _____

40. SETTING: ___ RURAL/UNDISTURBED [X] RURAL/BUILT UP ___ SMALL TOWN ___ URBAN ___ SUBURBAN

41. QUADRANGLE MAP USED: Bingham

42. UTM NORTHING: 5633346.10850243 43. UTM EASTING: -7778870.2512402

44. FACADE DIRECTION (CIRCLE ONE): N S E (W) NE NW SE SW

=====
MHPC USE ONLY

DATE ENTERED IN INVENTORY: _____ PHOTO FILE #: _____

NR STATUS: ___ L ___ HD ___ E ___ NE ___ ND REVIEWER _____

DATA SOURCE: ___ HPF ___ CLG ___ R&C ___ STAFF ___ STATE SURVEY OTHER _____ LEVEL OF SURVEY: ___ R ___ I

MHPC USE ONLY

INVENTORY NO.

MAINE HISTORIC PRESERVATION COMMISSION Historic Building/Structure Survey Form

1. PROPERTY NAME (HISTORIC): _____
2. PROPERTY NAME (OTHER): _____
3. STREET ADDRESS: 422 Jackman Road
4. TOWN: Moscow 5. COUNTY: Somerset
6. DATE RECORDED: 4/7/2021 7. SURVEYOR: Andrade, Melissa
8. OWNER NAME: _____ 9. ADDRESS: _____

10. PRIMARY USE (PRESENT):
- | | | | |
|---|---------------------------------------|--|--------------------------------------|
| <input checked="" type="checkbox"/> SINGLE FAMILY | <input type="checkbox"/> AGRICULTURE | <input type="checkbox"/> COMMERCIAL/TRADE | <input type="checkbox"/> FUNERARY |
| <input type="checkbox"/> MULTI-FAMILY | <input type="checkbox"/> GOVERNMENTAL | <input type="checkbox"/> EDUCATION | <input type="checkbox"/> HEALTH CARE |
| <input type="checkbox"/> INDUSTRY | <input type="checkbox"/> RELIGIOUS | <input type="checkbox"/> HOTEL | <input type="checkbox"/> LANDSCAPE |
| <input type="checkbox"/> TRANSPORTATION | <input type="checkbox"/> DEFENSE | <input type="checkbox"/> SUMMER COTTAGE/CAMP | <input type="checkbox"/> SOCIAL |
| <input type="checkbox"/> RECREATION/CULTURE | <input type="checkbox"/> UNKNOWN | | |
| <input type="checkbox"/> OTHER _____ | | | |

11. CONDITION: GOOD FAIR POOR DESTROYED, DATE _____

ARCHITECTURAL DATA

12. PRIMARY STYLISTIC CATEGORY:
- | | | | |
|---|--|--|--|
| <input type="checkbox"/> GEORGIAN | <input type="checkbox"/> STICK STYLE | <input type="checkbox"/> 19 TH /20 TH C. REVIVAL | <input type="checkbox"/> MODERN/CONTEMPORARY |
| <input type="checkbox"/> FEDERAL | <input type="checkbox"/> QUEEN ANNE | <input type="checkbox"/> COMMERCIAL STYLE | <input type="checkbox"/> MINIMAL TRADITIONAL |
| <input type="checkbox"/> GREEK REVIVAL | <input type="checkbox"/> SHINGLE STYLE | <input type="checkbox"/> CRAFTSMAN | <input type="checkbox"/> RANCH |
| <input type="checkbox"/> GOTHIC REVIVAL | <input type="checkbox"/> ROMANESQUE | <input type="checkbox"/> ART DECO / MODERNE | <input type="checkbox"/> SPLIT LEVEL |
| <input type="checkbox"/> ITALIANATE | <input type="checkbox"/> NEO-CLASSICAL REV | <input type="checkbox"/> INTERNATIONAL | <input checked="" type="checkbox"/> VERNACULAR |
| <input type="checkbox"/> SECOND EMPIRE | <input type="checkbox"/> RENAISSANCE REV | <input type="checkbox"/> OTHER _____ | |

13. SECONDARY STYLISTIC CATEGORY:
- | | | | |
|---|--|--|--|
| <input type="checkbox"/> GEORGIAN | <input type="checkbox"/> STICK STYLE | <input type="checkbox"/> 19 TH /20 TH C. REVIVAL | <input type="checkbox"/> MODERN/CONTEMPORARY |
| <input type="checkbox"/> FEDERAL | <input type="checkbox"/> QUEEN ANNE | <input type="checkbox"/> COMMERCIAL STYLE | <input type="checkbox"/> MINIMAL TRADITIONAL |
| <input type="checkbox"/> GREEK REVIVAL | <input type="checkbox"/> SHINGLE STYLE | <input type="checkbox"/> CRAFTSMAN | <input type="checkbox"/> RANCH |
| <input type="checkbox"/> GOTHIC REVIVAL | <input type="checkbox"/> ROMANESQUE | <input type="checkbox"/> ART DECO / MODERNE | <input type="checkbox"/> SPLIT LEVEL |
| <input type="checkbox"/> ITALIANATE | <input type="checkbox"/> NEO-CLASSICAL REV | <input type="checkbox"/> INTERNATIONAL | <input type="checkbox"/> VERNACULAR |
| <input type="checkbox"/> SECOND EMPIRE | <input type="checkbox"/> RENAISSANCE REV | <input type="checkbox"/> OTHER _____ | |

14. HEIGHT:
- 1 STORY 1 1/2 STORY 2 STORY 2 1/2 STORY 3 STORY 4 STORY
- 5 STORY OVER 5 (_____)

15. PRIMARY FACADE WIDTH (MAIN BLOCK; USE GROUND FLOOR):
- 1 BAY 2 BAY 3 BAY 4 BAY 5 BAY MORE THAN 5 (_____)

16. APPENDAGES: SIDE ELL REAR ELL FRONT ADDED STORIES SHED
- DORMERS PORCH TOWER CUPOLA BAY WINDOW

PHOTOGRAPH:



17. PORCH:

___ ATTACHED ___ ENGAGED ___ ONE STORY ___ MORE THAN ONE STORY
___ FULL WIDTH ___ WRAPAROUND ___ SLEEPING PORCH ___ SECONDARY PORCH

18. PLAN OR FORM

___ HALL AND PARLOR ___ 1/2 CAPE ___ CAPE X CENTRAL HALL ___ 2-STORY DOUBLE PILE
___ SIDE HALL ___ BACK HALL ___ IRREGULAR ___ FOURSQUARE ___ BUNGALOW
___ MOBILE HOME ___ MODULAR ___ OTHER

19. PRIMARY STRUCTURAL SYSTEM:

___ TIMBER FRAME ___ BRACED FRAME ___ BRICK ___ STONE X BALLOON FRAME
___ CONCRETE ___ STEEL ___ LOG ___ PLANK WALL ___ PLATFORM FRAME
___ FRAME CONSTRUCTION - TYPE UNKNOWN ___ OTHER

20. CHIMNEY PLACEMENT:

___ INTERIOR ___ INTERIOR FRONT/REAR X CENTER ___ INTERIOR END ___ EXTERIOR
___ OTHER

21. ROOF CONFIGURATION:

X GABLE SIDE ___ GABLE FRONT ___ HIP ___ MANSARD ___ FLAT
___ GAMBREL ___ PARAPET GABLE ___ SHED ___ CROSS GABLE
___ COMPOUND ___ OTHER

22. ROOF MATERIAL: ___ WOOD X METAL ___ TILE ___ SLATE ___ ASPHALT ___ ASBESTOS

23. EXTERIOR WALL MATERIALS:

___ CLAPBOARD ___ BRICK ___ FLUSH SHEATHING ___ WOOD SHINGLE ___ STONE
___ LOG ___ PRESSED METAL ___ CONCRETE ___ STUCCO ___ ASPHALT
___ GRANITE ___ ASBESTOS ___ TERRA COTTA ___ BOARD AND BATTEN X ALUMINUM/VINYL
___ OTHER

24. FOUNDATION MATERIAL:

___ FIELDSTONE ___ BRICK ___ WOOD ___ CONCRETE ___ GRANITE ___ ORNAMENTAL CONC. BLOCK
X OTHER not visible

25. OUTBUILDINGS/FEATURES:

___ CARRIAGE HOUSE ___ FENCE OR WALL ___ CEMETERY ___ BARN (CONNECTED)
___ BARN (DETACHED) ___ FORMAL GARDEN ___ LANDSCAPE/PLANT MAT ___ ARCHAEOLOGICAL SITE
___ GARAGE X OTHER non-historic garage

HISTORICAL DATA

26. DOCUMENTED DATE OF CONSTRUCTION: 27. ESTIMATED DATE OF CONSTRUCTION: 1940

28. DATE MAJOR ADDITIONS/ALTERATIONS:

29. ARCHITECT: 30. CONTRACTOR:

31. ORIGINAL OWNER:

32. SUBSEQUENT SIGNIFICANT OWNER: DATES:

33. CULTURAL/ETHNIC AFFILIATION:

___ ENGLISH ___ FRENCH ACADIAN ___ NATIVE AMERICAN ___ SCOTTISH ___ FRENCH CANADIAN
___ EAST EUROPEAN ___ IRISH ___ OTHER

34. HISTORIC CONTEXT(S):

___ COMMERCE ___ INDUSTRY ___ TRANSPORTATION ___ AGRICULTURE ___ MILITARY
___ RELIGION ___ CIVIC AFFAIRS ___ RECREATION ___ HABITATION ___ EDUCATION
___ ART, LIT, SCIENCE ___ SOCIAL

35. COMMENTS/SOURCES:

36. HISTORICAL DRAWINGS EXIST: ___ YES X NO 37. KIT HOUSE ___ YES X NO 38. PATTERN BOOK HOUSE ___ YES X NO

ENVIRONMENTAL DATA

39. SITE INTEGRITY: X ORIGINAL ___ MOVED DATE MOVED

40. SETTING: ___ RURAL/UNDISTURBED X RURAL/BUILT UP ___ SMALL TOWN ___ URBAN ___ SUBURBAN

41. QUADRANGLE MAP USED: Bingham

42. UTM NORTHING: 5631792.52382715 43. UTM EASTING: -7779495.37910344

44. FACADE DIRECTION (CIRCLE ONE): N S (E) W NE NW SE SW

MHPC USE ONLY

DATE ENTERED IN INVENTORY: PHOTO FILE #:

NR STATUS: ___ L ___ HD ___ E ___ NE ___ ND REVIEWER

DATA SOURCE: ___ HPF ___ CLG ___ R&C ___ STAFF ___ STATE SURVEY OTHER LEVEL OF SURVEY: ___ R ___ I

MHPC USE ONLY

INVENTORY NO.

MAINE HISTORIC PRESERVATION COMMISSION Historic Building/Structure Survey Form

1. PROPERTY NAME (HISTORIC): _____

2. PROPERTY NAME (OTHER): 042-0031

3. STREET ADDRESS: 22 Old Canada Road

4. TOWN: Bingham 5. COUNTY: Somerset

6. DATE RECORDED: 4/7/2021 7. SURVEYOR: Andrade, Melissa

8. OWNER NAME: _____ 9. ADDRESS: _____

10. PRIMARY USE (PRESENT):
- | | | | |
|---|---------------------------------------|--|--------------------------------------|
| <input checked="" type="checkbox"/> SINGLE FAMILY | <input type="checkbox"/> AGRICULTURE | <input type="checkbox"/> COMMERCIAL/TRADE | <input type="checkbox"/> FUNERARY |
| <input type="checkbox"/> MULTI-FAMILY | <input type="checkbox"/> GOVERNMENTAL | <input type="checkbox"/> EDUCATION | <input type="checkbox"/> HEALTH CARE |
| <input type="checkbox"/> INDUSTRY | <input type="checkbox"/> RELIGIOUS | <input type="checkbox"/> HOTEL | <input type="checkbox"/> LANDSCAPE |
| <input type="checkbox"/> TRANSPORTATION | <input type="checkbox"/> DEFENSE | <input type="checkbox"/> SUMMER COTTAGE/CAMP | <input type="checkbox"/> SOCIAL |
| <input type="checkbox"/> RECREATION/CULTURE | <input type="checkbox"/> UNKNOWN | | |
| <input type="checkbox"/> OTHER _____ | | | |

11. CONDITION: GOOD FAIR POOR DESTROYED, DATE _____

ARCHITECTURAL DATA

12. PRIMARY STYLISTIC CATEGORY:
- | | | | |
|---|--|--|--|
| <input type="checkbox"/> GEORGIAN | <input type="checkbox"/> STICK STYLE | <input type="checkbox"/> 19 TH /20 TH C. REVIVAL | <input type="checkbox"/> MODERN/CONTEMPORARY |
| <input type="checkbox"/> FEDERAL | <input type="checkbox"/> QUEEN ANNE | <input type="checkbox"/> COMMERCIAL STYLE | <input type="checkbox"/> MINIMAL TRADITIONAL |
| <input checked="" type="checkbox"/> GREEK REVIVAL | <input type="checkbox"/> SHINGLE STYLE | <input type="checkbox"/> CRAFTSMAN | <input type="checkbox"/> RANCH |
| <input type="checkbox"/> GOTHIC REVIVAL | <input type="checkbox"/> ROMANESQUE | <input type="checkbox"/> ART DECO / MODERNE | <input type="checkbox"/> SPLIT LEVEL |
| <input type="checkbox"/> ITALIANATE | <input type="checkbox"/> NEO-CLASSICAL REV | <input type="checkbox"/> INTERNATIONAL | <input type="checkbox"/> VERNACULAR |
| <input type="checkbox"/> SECOND EMPIRE | <input type="checkbox"/> RENAISSANCE REV | <input type="checkbox"/> OTHER _____ | |

13. SECONDARY STYLISTIC CATEGORY:
- | | | | |
|---|--|--|--|
| <input type="checkbox"/> GEORGIAN | <input type="checkbox"/> STICK STYLE | <input type="checkbox"/> 19 TH /20 TH C. REVIVAL | <input type="checkbox"/> MODERN/CONTEMPORARY |
| <input type="checkbox"/> FEDERAL | <input type="checkbox"/> QUEEN ANNE | <input type="checkbox"/> COMMERCIAL STYLE | <input type="checkbox"/> MINIMAL TRADITIONAL |
| <input type="checkbox"/> GREEK REVIVAL | <input type="checkbox"/> SHINGLE STYLE | <input type="checkbox"/> CRAFTSMAN | <input type="checkbox"/> RANCH |
| <input type="checkbox"/> GOTHIC REVIVAL | <input type="checkbox"/> ROMANESQUE | <input type="checkbox"/> ART DECO / MODERNE | <input type="checkbox"/> SPLIT LEVEL |
| <input type="checkbox"/> ITALIANATE | <input type="checkbox"/> NEO-CLASSICAL REV | <input type="checkbox"/> INTERNATIONAL | <input type="checkbox"/> VERNACULAR |
| <input type="checkbox"/> SECOND EMPIRE | <input type="checkbox"/> RENAISSANCE REV | <input type="checkbox"/> OTHER _____ | |

14. HEIGHT: 1 STORY 1 1/2 STORY 2 STORY 2 1/2 STORY 3 STORY 4 STORY 5 STORY OVER 5 (_____)

15. PRIMARY FACADE WIDTH (MAIN BLOCK; USE GROUND FLOOR): 1 BAY 2 BAY 3 BAY 4 BAY 5 BAY MORE THAN 5 (_____)

16. APPENDAGES: SIDE ELL REAR ELL FRONT ADDED STORIES SHED
 DORMERS PORCH TOWER CUPOLA BAY WINDOW

PHOTOGRAPH:



17. PORCH:

ATTACHED ENGAGED ONE STORY MORE THAN ONE STORY
 FULL WIDTH WRAPAROUND SLEEPING PORCH SECONDARY PORCH

18. PLAN OR FORM

HALL AND PARLOR 1/2 CAPE CAPE CENTRAL HALL 2-STORY DOUBLE PILE
 SIDE HALL BACK HALL IRREGULAR FOURSQUARE BUNGALOW
 MOBILE HOME MODULAR OTHER _____

19. PRIMARY STRUCTURAL SYSTEM:

TIMBER FRAME BRACED FRAME BRICK STONE BALLOON FRAME
 CONCRETE STEEL LOG PLANK WALL PLATFORM FRAME
 FRAME CONSTRUCTION - TYPE UNKNOWN OTHER _____

20. CHIMNEY PLACEMENT:

INTERIOR INTERIOR FRONT/REAR CENTER INTERIOR END EXTERIOR
 OTHER _____

21. ROOF CONFIGURATION:

GABLE SIDE GABLE FRONT HIP MANSARD FLAT
 GAMBREL PARAPET GABLE SHED CROSS GABLE
 COMPOUND OTHER _____

22. ROOF MATERIAL: WOOD METAL TILE SLATE ASPHALT ASBESTOS

23. EXTERIOR WALL MATERIALS:

CLAPBOARD BRICK FLUSH SHEATHING WOOD SHINGLE STONE
 LOG PRESSED METAL CONCRETE STUCCO ASPHALT
 GRANITE ASBESTOS TERRA COTTA BOARD AND BATTEN ALUMINUM/VINYL
 OTHER _____

24. FOUNDATION MATERIAL:

FIELDSTONE BRICK WOOD CONCRETE GRANITE ORNAMENTAL CONC. BLOCK
 OTHER not visible _____

25. OUTBUILDINGS/FEATURES:

CARRIAGE HOUSE FENCE OR WALL CEMETERY BARN (CONNECTED)
 BARN (DETACHED) FORMAL GARDEN LANDSCAPE/PLANT MAT ARCHAEOLOGICAL SITE
 GARAGE OTHER _____

HISTORICAL DATA

26. DOCUMENTED DATE OF CONSTRUCTION: _____ 27. ESTIMATED DATE OF CONSTRUCTION: 1850

28. DATE MAJOR ADDITIONS/ALTERATIONS: _____

29. ARCHITECT: _____ 30. CONTRACTOR: _____

31. ORIGINAL OWNER: _____

32. SUBSEQUENT SIGNIFICANT OWNER: _____ DATES: _____

33. CULTURAL/ETHNIC AFFILIATION:

ENGLISH FRENCH ACADIAN NATIVE AMERICAN SCOTTISH FRENCH CANADIAN
 EAST EUROPEAN IRISH OTHER _____

34. HISTORIC CONTEXT(S):

COMMERCE INDUSTRY TRANSPORTATION AGRICULTURE MILITARY
 RELIGION CIVIC AFFAIRS RECREATION HABITATION EDUCATION
 ART, LIT, SCIENCE SOCIAL

35. COMMENTS/SOURCES: _____

36. HISTORICAL DRAWINGS EXIST: YES NO 37. KIT HOUSE YES NO 38. PATTERN BOOK HOUSE YES NO

ENVIRONMENTAL DATA

39. SITE INTEGRITY: ORIGINAL MOVED DATE MOVED _____

40. SETTING: RURAL/UNDISTURBED RURAL/BUILT UP SMALL TOWN URBAN SUBURBAN

41. QUADRANGLE MAP USED: Bingham

42. UTM NORTHING: 5631816.41290655 43. UTM EASTING: -7779162.98851417

44. FACADE DIRECTION (CIRCLE ONE): N (S) E W NE NW SE SW

=====

MHPC USE ONLY

DATE ENTERED IN INVENTORY: _____ PHOTO FILE #: _____

NR STATUS: L HD E NE ND REVIEWER _____

DATA SOURCE: HPF CLG R&C STAFF STATE SURVEY OTHER _____ LEVEL OF SURVEY: R I

MHPC USE ONLY

INVENTORY NO.

MAINE HISTORIC PRESERVATION COMMISSION Historic Building/Structure Survey Form

1. PROPERTY NAME (HISTORIC): _____

2. PROPERTY NAME (OTHER): _____

3. STREET ADDRESS: 345 Main Street/ Route 201

4. TOWN: Bingham 5. COUNTY: Somerset

6. DATE RECORDED: 4/7/2021 7. SURVEYOR: Andrade, Melissa

8. OWNER NAME: _____ 9. ADDRESS: _____

10. PRIMARY USE (PRESENT):
- | | | | |
|---|---------------------------------------|--|--------------------------------------|
| <input type="checkbox"/> SINGLE FAMILY | <input type="checkbox"/> AGRICULTURE | <input checked="" type="checkbox"/> COMMERCIAL/TRADE | <input type="checkbox"/> FUNERARY |
| <input type="checkbox"/> MULTI-FAMILY | <input type="checkbox"/> GOVERNMENTAL | <input type="checkbox"/> EDUCATION | <input type="checkbox"/> HEALTH CARE |
| <input type="checkbox"/> INDUSTRY | <input type="checkbox"/> RELIGIOUS | <input type="checkbox"/> HOTEL | <input type="checkbox"/> LANDSCAPE |
| <input type="checkbox"/> TRANSPORTATION | <input type="checkbox"/> DEFENSE | <input type="checkbox"/> SUMMER COTTAGE/CAMP | <input type="checkbox"/> SOCIAL |
| <input type="checkbox"/> RECREATION/CULTURE | <input type="checkbox"/> UNKNOWN | | |
| <input type="checkbox"/> OTHER _____ | | | |

11. CONDITION: GOOD FAIR POOR DESTROYED, DATE _____

ARCHITECTURAL DATA

12. PRIMARY STYLISTIC CATEGORY:
- | | | | |
|---|--|--|--|
| <input type="checkbox"/> GEORGIAN | <input type="checkbox"/> STICK STYLE | <input type="checkbox"/> 19 TH /20 TH C. REVIVAL | <input type="checkbox"/> MODERN/CONTEMPORARY |
| <input type="checkbox"/> FEDERAL | <input type="checkbox"/> QUEEN ANNE | <input type="checkbox"/> COMMERCIAL STYLE | <input type="checkbox"/> MINIMAL TRADITIONAL |
| <input type="checkbox"/> GREEK REVIVAL | <input type="checkbox"/> SHINGLE STYLE | <input type="checkbox"/> CRAFTSMAN | <input type="checkbox"/> RANCH |
| <input type="checkbox"/> GOTHIC REVIVAL | <input type="checkbox"/> ROMANESQUE | <input type="checkbox"/> ART DECO / MODERNE | <input type="checkbox"/> SPLIT LEVEL |
| <input type="checkbox"/> ITALIANATE | <input type="checkbox"/> NEO-CLASSICAL REV | <input type="checkbox"/> INTERNATIONAL | <input checked="" type="checkbox"/> VERNACULAR |
| <input type="checkbox"/> SECOND EMPIRE | <input type="checkbox"/> RENAISSANCE REV | <input type="checkbox"/> OTHER _____ | |

13. SECONDARY STYLISTIC CATEGORY:
- | | | | |
|---|--|--|--|
| <input type="checkbox"/> GEORGIAN | <input type="checkbox"/> STICK STYLE | <input type="checkbox"/> 19 TH /20 TH C. REVIVAL | <input type="checkbox"/> MODERN/CONTEMPORARY |
| <input type="checkbox"/> FEDERAL | <input type="checkbox"/> QUEEN ANNE | <input type="checkbox"/> COMMERCIAL STYLE | <input type="checkbox"/> MINIMAL TRADITIONAL |
| <input type="checkbox"/> GREEK REVIVAL | <input type="checkbox"/> SHINGLE STYLE | <input type="checkbox"/> CRAFTSMAN | <input type="checkbox"/> RANCH |
| <input type="checkbox"/> GOTHIC REVIVAL | <input type="checkbox"/> ROMANESQUE | <input type="checkbox"/> ART DECO / MODERNE | <input type="checkbox"/> SPLIT LEVEL |
| <input type="checkbox"/> ITALIANATE | <input type="checkbox"/> NEO-CLASSICAL REV | <input type="checkbox"/> INTERNATIONAL | <input type="checkbox"/> VERNACULAR |
| <input type="checkbox"/> SECOND EMPIRE | <input type="checkbox"/> RENAISSANCE REV | <input type="checkbox"/> OTHER _____ | |

14. HEIGHT: 1 STORY 1 1/2 STORY 2 STORY 2 1/2 STORY 3 STORY 4 STORY
 5 STORY OVER 5 (_____)

15. PRIMARY FACADE WIDTH (MAIN BLOCK; USE GROUND FLOOR):
 1 BAY 2 BAY 3 BAY 4 BAY 5 BAY MORE THAN 5 (_____)

16. APPENDAGES: SIDE ELL REAR ELL FRONT ADDED STORIES SHED
 DORMERS PORCH TOWER CUPOLA BAY WINDOW

PHOTOGRAPH:



17. PORCH:

ATTACHED ENGAGED ONE STORY MORE THAN ONE STORY
 FULL WIDTH WRAPAROUND SLEEPING PORCH SECONDARY PORCH

18. PLAN OR FORM

HALL AND PARLOR 1/2 CAPE CAPE CENTRAL HALL 2-STORY DOUBLE PILE
 SIDE HALL BACK HALL IRREGULAR FOURSQUARE BUNGALOW
 MOBILE HOME MODULAR OTHER _____

19. PRIMARY STRUCTURAL SYSTEM:

TIMBER FRAME BRACED FRAME BRICK STONE BALLOON FRAME
 CONCRETE STEEL LOG PLANK WALL PLATFORM FRAME
 FRAME CONSTRUCTION - TYPE UNKNOWN OTHER _____

20. CHIMNEY PLACEMENT:

INTERIOR INTERIOR FRONT/REAR CENTER INTERIOR END EXTERIOR
 OTHER _____

21. ROOF CONFIGURATION:

GABLE SIDE GABLE FRONT HIP MANSARD FLAT
 GAMBREL PARAPET GABLE SHED CROSS GABLE
 COMPOUND OTHER _____

22. ROOF MATERIAL: WOOD METAL TILE SLATE ASPHALT ASBESTOS

23. EXTERIOR WALL MATERIALS:

CLAPBOARD BRICK FLUSH SHEATHING WOOD SHINGLE STONE
 LOG PRESSED METAL CONCRETE STUCCO ASPHALT
 GRANITE ASBESTOS TERRA COTTA BOARD AND BATTEN ALUMINUM/VINYL
 OTHER _____

24. FOUNDATION MATERIAL:

FIELDSTONE BRICK WOOD CONCRETE GRANITE ORNAMENTAL CONC. BLOCK
 OTHER not visible _____

25. OUTBUILDINGS/FEATURES:

CARRIAGE HOUSE FENCE OR WALL CEMETERY BARN (CONNECTED)
 BARN (DETACHED) FORMAL GARDEN LANDSCAPE/PLANT MAT ARCHAEOLOGICAL SITE
 GARAGE OTHER _____

HISTORICAL DATA

26. DOCUMENTED DATE OF CONSTRUCTION: _____ 27. ESTIMATED DATE OF CONSTRUCTION: 1970

28. DATE MAJOR ADDITIONS/ALTERATIONS: _____

29. ARCHITECT: _____ 30. CONTRACTOR: _____

31. ORIGINAL OWNER: _____

32. SUBSEQUENT SIGNIFICANT OWNER: _____ DATES: _____

33. CULTURAL/ETHNIC AFFILIATION:

ENGLISH FRENCH ACADIAN NATIVE AMERICAN SCOTTISH FRENCH CANADIAN
 EAST EUROPEAN IRISH OTHER _____

34. HISTORIC CONTEXT(S):

COMMERCE INDUSTRY TRANSPORTATION AGRICULTURE MILITARY
 RELIGION CIVIC AFFAIRS RECREATION HABITATION EDUCATION
 ART, LIT, SCIENCE SOCIAL

35. COMMENTS/SOURCES: _____

36. HISTORICAL DRAWINGS EXIST: YES NO 37. KIT HOUSE YES NO 38. PATTERN BOOK HOUSE YES NO

ENVIRONMENTAL DATA

39. SITE INTEGRITY: ORIGINAL MOVED DATE MOVED _____

40. SETTING: RURAL/UNDISTURBED RURAL/BUILT UP SMALL TOWN URBAN SUBURBAN

41. QUADRANGLE MAP USED: Bingham

42. UTM NORTHING: 5630982.94746517 43. UTM EASTING: -7779204.37003975

44. FACADE DIRECTION (CIRCLE ONE): N S E NE NW SE SW

=====

MHPC USE ONLY

DATE ENTERED IN INVENTORY: _____ PHOTO FILE #: _____

NR STATUS: L HD E NE ND REVIEWER _____

DATA SOURCE: HPF CLG R&C STAFF STATE SURVEY OTHER _____ LEVEL OF SURVEY: R I

MHPC USE ONLY

INVENTORY NO.

MAINE HISTORIC PRESERVATION COMMISSION Historic Building/Structure Survey Form

1. PROPERTY NAME (HISTORIC): _____
2. PROPERTY NAME (OTHER): _____
3. STREET ADDRESS: 26 Preble Street
4. TOWN: Bingham 5. COUNTY: Somerset
6. DATE RECORDED: 4/7/2021 7. SURVEYOR: Andrade, Melissa
8. OWNER NAME: _____ 9. ADDRESS: _____

10. PRIMARY USE (PRESENT):
- | | | | |
|---|---------------------------------------|--|--------------------------------------|
| <input checked="" type="checkbox"/> SINGLE FAMILY | <input type="checkbox"/> AGRICULTURE | <input type="checkbox"/> COMMERCIAL/TRADE | <input type="checkbox"/> FUNERARY |
| <input type="checkbox"/> MULTI-FAMILY | <input type="checkbox"/> GOVERNMENTAL | <input type="checkbox"/> EDUCATION | <input type="checkbox"/> HEALTH CARE |
| <input type="checkbox"/> INDUSTRY | <input type="checkbox"/> RELIGIOUS | <input type="checkbox"/> HOTEL | <input type="checkbox"/> LANDSCAPE |
| <input type="checkbox"/> TRANSPORTATION | <input type="checkbox"/> DEFENSE | <input type="checkbox"/> SUMMER COTTAGE/CAMP | <input type="checkbox"/> SOCIAL |
| <input type="checkbox"/> RECREATION/CULTURE | <input type="checkbox"/> UNKNOWN | | |
| <input type="checkbox"/> OTHER _____ | | | |

11. CONDITION: GOOD FAIR POOR DESTROYED, DATE _____

ARCHITECTURAL DATA

12. PRIMARY STYLISTIC CATEGORY:
- | | | | |
|---|--|--|--|
| <input type="checkbox"/> GEORGIAN | <input type="checkbox"/> STICK STYLE | <input type="checkbox"/> 19 TH /20 TH C. REVIVAL | <input type="checkbox"/> MODERN/CONTEMPORARY |
| <input type="checkbox"/> FEDERAL | <input type="checkbox"/> QUEEN ANNE | <input type="checkbox"/> COMMERCIAL STYLE | <input type="checkbox"/> MINIMAL TRADITIONAL |
| <input type="checkbox"/> GREEK REVIVAL | <input type="checkbox"/> SHINGLE STYLE | <input type="checkbox"/> CRAFTSMAN | <input type="checkbox"/> RANCH |
| <input type="checkbox"/> GOTHIC REVIVAL | <input type="checkbox"/> ROMANESQUE | <input type="checkbox"/> ART DECO / MODERNE | <input type="checkbox"/> SPLIT LEVEL |
| <input type="checkbox"/> ITALIANATE | <input type="checkbox"/> NEO-CLASSICAL REV | <input type="checkbox"/> INTERNATIONAL | <input checked="" type="checkbox"/> VERNACULAR |
| <input type="checkbox"/> SECOND EMPIRE | <input type="checkbox"/> RENAISSANCE REV | <input type="checkbox"/> OTHER _____ | |

13. SECONDARY STYLISTIC CATEGORY:
- | | | | |
|--|--|--|--|
| <input type="checkbox"/> GEORGIAN | <input type="checkbox"/> STICK STYLE | <input type="checkbox"/> 19 TH /20 TH C. REVIVAL | <input type="checkbox"/> MODERN/CONTEMPORARY |
| <input type="checkbox"/> FEDERAL | <input type="checkbox"/> QUEEN ANNE | <input type="checkbox"/> COMMERCIAL STYLE | <input type="checkbox"/> MINIMAL TRADITIONAL |
| <input type="checkbox"/> GREEK REVIVAL | <input type="checkbox"/> SHINGLE STYLE | <input type="checkbox"/> CRAFTSMAN | <input type="checkbox"/> RANCH |
| <input type="checkbox"/> GOTHIC REVIVAL | <input type="checkbox"/> ROMANESQUE | <input type="checkbox"/> ART DECO / MODERNE | <input type="checkbox"/> SPLIT LEVEL |
| <input checked="" type="checkbox"/> ITALIANATE | <input type="checkbox"/> NEO-CLASSICAL REV | <input type="checkbox"/> INTERNATIONAL | <input type="checkbox"/> VERNACULAR |
| <input type="checkbox"/> SECOND EMPIRE | <input type="checkbox"/> RENAISSANCE REV | <input type="checkbox"/> OTHER _____ | |

14. HEIGHT:
- 1 STORY 1 1/2 STORY 2 STORY 2 1/2 STORY 3 STORY 4 STORY
- 5 STORY OVER 5 (_____)

15. PRIMARY FACADE WIDTH (MAIN BLOCK; USE GROUND FLOOR):
- 1 BAY 2 BAY 3 BAY 4 BAY 5 BAY MORE THAN 5 (_____)

16. APPENDAGES: SIDE ELL REAR ELL FRONT ADDED STORIES SHED
- DORMERS PORCH TOWER CUPOLA BAY WINDOW

PHOTOGRAPH:



17. PORCH:

ATTACHED ENGAGED ONE STORY MORE THAN ONE STORY
 FULL WIDTH WRAPAROUND SLEEPING PORCH SECONDARY PORCH

18. PLAN OR FORM

HALL AND PARLOR 1/2 CAPE CAPE CENTRAL HALL 2-STORY DOUBLE PILE
 SIDE HALL BACK HALL IRREGULAR FOURSQUARE BUNGALOW
 MOBILE HOME MODULAR OTHER _____

19. PRIMARY STRUCTURAL SYSTEM:

TIMBER FRAME BRACED FRAME BRICK STONE BALLOON FRAME
 CONCRETE STEEL LOG PLANK WALL PLATFORM FRAME
 FRAME CONSTRUCTION - TYPE UNKNOWN OTHER _____

20. CHIMNEY PLACEMENT:

INTERIOR INTERIOR FRONT/REAR CENTER INTERIOR END EXTERIOR
 OTHER _____

21. ROOF CONFIGURATION:

GABLE SIDE GABLE FRONT HIP MANSARD FLAT
 GAMBREL PARAPET GABLE SHED CROSS GABLE
 COMPOUND OTHER _____

22. ROOF MATERIAL: WOOD METAL TILE SLATE ASPHALT ASBESTOS

23. EXTERIOR WALL MATERIALS:

CLAPBOARD BRICK FLUSH SHEATHING WOOD SHINGLE STONE
 LOG PRESSED METAL CONCRETE STUCCO ASPHALT
 GRANITE ASBESTOS TERRA COTTA BOARD AND BATTEN ALUMINUM/VINYL
 OTHER _____

24. FOUNDATION MATERIAL:

FIELDSTONE BRICK WOOD CONCRETE GRANITE ORNAMENTAL CONC. BLOCK
 OTHER _____

25. OUTBUILDINGS/FEATURES:

CARRIAGE HOUSE FENCE OR WALL CEMETERY BARN (CONNECTED)
 BARN (DETACHED) FORMAL GARDEN LANDSCAPE/PLANT MAT ARCHAEOLOGICAL SITE
 GARAGE OTHER _____

HISTORICAL DATA

26. DOCUMENTED DATE OF CONSTRUCTION: _____ 27. ESTIMATED DATE OF CONSTRUCTION: 1880

28. DATE MAJOR ADDITIONS/ALTERATIONS: _____

29. ARCHITECT: _____ 30. CONTRACTOR: _____

31. ORIGINAL OWNER: _____

32. SUBSEQUENT SIGNIFICANT OWNER: _____ DATES: _____

33. CULTURAL/ETHNIC AFFILIATION:

ENGLISH FRENCH ACADIAN NATIVE AMERICAN SCOTTISH FRENCH CANADIAN
 EAST EUROPEAN IRISH OTHER _____

34. HISTORIC CONTEXT(S):

COMMERCE INDUSTRY TRANSPORTATION AGRICULTURE MILITARY
 RELIGION CIVIC AFFAIRS RECREATION HABITATION EDUCATION
 ART, LIT, SCIENCE SOCIAL

35. COMMENTS/SOURCES: _____

36. HISTORICAL DRAWINGS EXIST: YES NO 37. KIT HOUSE YES NO 38. PATTERN BOOK HOUSE YES NO

ENVIRONMENTAL DATA

39. SITE INTEGRITY: ORIGINAL MOVED DATE MOVED _____

40. SETTING: RURAL/UNDISTURBED RURAL/BUILT UP SMALL TOWN URBAN SUBURBAN

41. QUADRANGLE MAP USED: Bingham

42. UTM NORTHING: 5630840.94942677 43. UTM EASTING: -7779509.87263742

44. FACADE DIRECTION (CIRCLE ONE): N S E W NE NW SE SW

=====

MHPC USE ONLY

DATE ENTERED IN INVENTORY: _____ PHOTO FILE #: _____

NR STATUS: L HD E NE ND REVIEWER _____

DATA SOURCE: HPF CLG R&C STAFF STATE SURVEY OTHER _____ LEVEL OF SURVEY: R I

17. PORCH:

ATTACHED ENGAGED ONE STORY MORE THAN ONE STORY
 FULL WIDTH WRAPAROUND SLEEPING PORCH SECONDARY PORCH

18. PLAN OR FORM

HALL AND PARLOR 1/2 CAPE CAPE CENTRAL HALL 2-STORY DOUBLE PILE
 SIDE HALL BACK HALL IRREGULAR FOURSQUARE BUNGALOW
 MOBILE HOME MODULAR OTHER

19. PRIMARY STRUCTURAL SYSTEM:

TIMBER FRAME BRACED FRAME BRICK STONE BALLOON FRAME
 CONCRETE STEEL LOG PLANK WALL PLATFORM FRAME
 FRAME CONSTRUCTION - TYPE UNKNOWN OTHER

20. CHIMNEY PLACEMENT:

INTERIOR INTERIOR FRONT/REAR CENTER INTERIOR END EXTERIOR
 OTHER

21. ROOF CONFIGURATION:

GABLE SIDE GABLE FRONT HIP MANSARD FLAT
 GAMBREL PARAPET GABLE SHED CROSS GABLE
 COMPOUND OTHER

22. ROOF MATERIAL: WOOD METAL TILE SLATE ASPHALT ASBESTOS

23. EXTERIOR WALL MATERIALS:

CLAPBOARD BRICK FLUSH SHEATHING WOOD SHINGLE STONE
 LOG PRESSED METAL CONCRETE STUCCO ASPHALT
 GRANITE ASBESTOS TERRA COTTA BOARD AND BATTEN ALUMINUM/VINYL
 OTHER

24. FOUNDATION MATERIAL:

FIELDSTONE BRICK WOOD CONCRETE GRANITE ORNAMENTAL CONC. BLOCK
 OTHER

25. OUTBUILDINGS/FEATURES:

CARRIAGE HOUSE FENCE OR WALL CEMETERY BARN (CONNECTED)
 BARN (DETACHED) FORMAL GARDEN LANDSCAPE/PLANT MAT ARCHAEOLOGICAL SITE
 GARAGE OTHER

HISTORICAL DATA

26. DOCUMENTED DATE OF CONSTRUCTION: _____ 27. ESTIMATED DATE OF CONSTRUCTION: 1890

28. DATE MAJOR ADDITIONS/ALTERATIONS: _____

29. ARCHITECT: _____ 30. CONTRACTOR: _____

31. ORIGINAL OWNER: _____

32. SUBSEQUENT SIGNIFICANT OWNER: _____ DATES: _____

33. CULTURAL/ETHNIC AFFILIATION:

ENGLISH FRENCH ACADIAN NATIVE AMERICAN SCOTTISH FRENCH CANADIAN
 EAST EUROPEAN IRISH OTHER

34. HISTORIC CONTEXT(S):

COMMERCE INDUSTRY TRANSPORTATION AGRICULTURE MILITARY
 RELIGION CIVIC AFFAIRS RECREATION HABITATION EDUCATION
 ART, LIT, SCIENCE SOCIAL

35. COMMENTS/SOURCES: _____

36. HISTORICAL DRAWINGS EXIST: YES NO 37. KIT HOUSE YES NO 38. PATTERN BOOK HOUSE YES NO

ENVIRONMENTAL DATA

39. SITE INTEGRITY: ORIGINAL MOVED DATE MOVED _____

40. SETTING: RURAL/UNDISTURBED RURAL/BUILT UP SMALL TOWN URBAN SUBURBAN

41. QUADRANGLE MAP USED: Bingham

42. UTM NORTHING: 5630735.77694118 43. UTM EASTING: -7779422.19405026

44. FACADE DIRECTION (CIRCLE ONE): (N) S E W NE NW SE SW

=====
MHPC USE ONLY

DATE ENTERED IN INVENTORY: _____ PHOTO FILE #: _____

NR STATUS: L HD E NE ND REVIEWER _____

DATA SOURCE: HPF CLG R&C STAFF STATE SURVEY OTHER _____ LEVEL OF SURVEY: R I

MHPC USE ONLY

INVENTORY NO.

MAINE HISTORIC PRESERVATION COMMISSION Historic Building/Structure Survey Form

1. PROPERTY NAME (HISTORIC): _____
2. PROPERTY NAME (OTHER): _____
3. STREET ADDRESS: 41 Baker Street
4. TOWN: Bingham 5. COUNTY: Somerset
6. DATE RECORDED: 4/7/2021 7. SURVEYOR: Andrade, Melissa
8. OWNER NAME: _____ 9. ADDRESS: _____

10. PRIMARY USE (PRESENT):
- | | | | |
|---|---------------------------------------|--|--------------------------------------|
| <input checked="" type="checkbox"/> SINGLE FAMILY | <input type="checkbox"/> AGRICULTURE | <input type="checkbox"/> COMMERCIAL/TRADE | <input type="checkbox"/> FUNERARY |
| <input type="checkbox"/> MULTI-FAMILY | <input type="checkbox"/> GOVERNMENTAL | <input type="checkbox"/> EDUCATION | <input type="checkbox"/> HEALTH CARE |
| <input type="checkbox"/> INDUSTRY | <input type="checkbox"/> RELIGIOUS | <input type="checkbox"/> HOTEL | <input type="checkbox"/> LANDSCAPE |
| <input type="checkbox"/> TRANSPORTATION | <input type="checkbox"/> DEFENSE | <input type="checkbox"/> SUMMER COTTAGE/CAMP | <input type="checkbox"/> SOCIAL |
| <input type="checkbox"/> RECREATION/CULTURE | <input type="checkbox"/> UNKNOWN | | |
| <input type="checkbox"/> OTHER _____ | | | |

11. CONDITION: GOOD FAIR POOR DESTROYED, DATE _____

ARCHITECTURAL DATA

12. PRIMARY STYLISTIC CATEGORY:
- | | | | |
|---|--|--|--|
| <input type="checkbox"/> GEORGIAN | <input type="checkbox"/> STICK STYLE | <input type="checkbox"/> 19 TH /20 TH C. REVIVAL | <input type="checkbox"/> MODERN/CONTEMPORARY |
| <input type="checkbox"/> FEDERAL | <input type="checkbox"/> QUEEN ANNE | <input type="checkbox"/> COMMERCIAL STYLE | <input type="checkbox"/> MINIMAL TRADITIONAL |
| <input type="checkbox"/> GREEK REVIVAL | <input type="checkbox"/> SHINGLE STYLE | <input type="checkbox"/> CRAFTSMAN | <input type="checkbox"/> RANCH |
| <input type="checkbox"/> GOTHIC REVIVAL | <input type="checkbox"/> ROMANESQUE | <input type="checkbox"/> ART DECO / MODERNE | <input type="checkbox"/> SPLIT LEVEL |
| <input type="checkbox"/> ITALIANATE | <input type="checkbox"/> NEO-CLASSICAL REV | <input type="checkbox"/> INTERNATIONAL | <input checked="" type="checkbox"/> VERNACULAR |
| <input type="checkbox"/> SECOND EMPIRE | <input type="checkbox"/> RENAISSANCE REV | <input type="checkbox"/> OTHER _____ | |

13. SECONDARY STYLISTIC CATEGORY:
- | | | | |
|---|--|--|--|
| <input type="checkbox"/> GEORGIAN | <input type="checkbox"/> STICK STYLE | <input type="checkbox"/> 19 TH /20 TH C. REVIVAL | <input type="checkbox"/> MODERN/CONTEMPORARY |
| <input type="checkbox"/> FEDERAL | <input type="checkbox"/> QUEEN ANNE | <input type="checkbox"/> COMMERCIAL STYLE | <input type="checkbox"/> MINIMAL TRADITIONAL |
| <input type="checkbox"/> GREEK REVIVAL | <input type="checkbox"/> SHINGLE STYLE | <input type="checkbox"/> CRAFTSMAN | <input type="checkbox"/> RANCH |
| <input type="checkbox"/> GOTHIC REVIVAL | <input type="checkbox"/> ROMANESQUE | <input type="checkbox"/> ART DECO / MODERNE | <input type="checkbox"/> SPLIT LEVEL |
| <input type="checkbox"/> ITALIANATE | <input type="checkbox"/> NEO-CLASSICAL REV | <input type="checkbox"/> INTERNATIONAL | <input type="checkbox"/> VERNACULAR |
| <input type="checkbox"/> SECOND EMPIRE | <input type="checkbox"/> RENAISSANCE REV | <input type="checkbox"/> OTHER _____ | |

14. HEIGHT: 1 STORY 1 1/2 STORY 2 STORY 2 1/2 STORY 3 STORY 4 STORY
- 5 STORY OVER 5 (_____)

15. PRIMARY FACADE WIDTH (MAIN BLOCK; USE GROUND FLOOR):
- 1 BAY 2 BAY 3 BAY 4 BAY 5 BAY MORE THAN 5 (_____)

16. APPENDAGES: SIDE ELL REAR ELL FRONT ADDED STORIES SHED
- DORMERS PORCH TOWER CUPOLA BAY WINDOW

PHOTOGRAPH:



17. PORCH:

ATTACHED ENGAGED ONE STORY MORE THAN ONE STORY
 FULL WIDTH WRAPAROUND SLEEPING PORCH SECONDARY PORCH

18. PLAN OR FORM

HALL AND PARLOR 1/2 CAPE CAPE CENTRAL HALL 2-STORY DOUBLE PILE
 SIDE HALL BACK HALL IRREGULAR FOURSQUARE BUNGALOW
 MOBILE HOME MODULAR OTHER _____

19. PRIMARY STRUCTURAL SYSTEM:

TIMBER FRAME BRACED FRAME BRICK STONE BALLOON FRAME
 CONCRETE STEEL LOG PLANK WALL PLATFORM FRAME
 FRAME CONSTRUCTION - TYPE UNKNOWN OTHER _____

20. CHIMNEY PLACEMENT:

INTERIOR INTERIOR FRONT/REAR CENTER INTERIOR END EXTERIOR
 OTHER _____

21. ROOF CONFIGURATION:

GABLE SIDE GABLE FRONT HIP MANSARD FLAT
 GAMBREL PARAPET GABLE SHED CROSS GABLE
 COMPOUND OTHER _____

22. ROOF MATERIAL: WOOD METAL TILE SLATE ASPHALT ASBESTOS

23. EXTERIOR WALL MATERIALS:

CLAPBOARD BRICK FLUSH SHEATHING WOOD SHINGLE STONE
 LOG PRESSED METAL CONCRETE STUCCO ASPHALT
 GRANITE ASBESTOS TERRA COTTA BOARD AND BATTEN ALUMINUM/VINYL
 OTHER _____

24. FOUNDATION MATERIAL:

FIELDSTONE BRICK WOOD CONCRETE GRANITE ORNAMENTAL CONC. BLOCK
 OTHER _____

25. OUTBUILDINGS/FEATURES:

CARRIAGE HOUSE FENCE OR WALL CEMETERY BARN (CONNECTED)
 BARN (DETACHED) FORMAL GARDEN LANDSCAPE/PLANT MAT ARCHAEOLOGICAL SITE
 GARAGE OTHER _____

HISTORICAL DATA

26. DOCUMENTED DATE OF CONSTRUCTION: _____ 27. ESTIMATED DATE OF CONSTRUCTION: 1900

28. DATE MAJOR ADDITIONS/ALTERATIONS: _____

29. ARCHITECT: _____ 30. CONTRACTOR: _____

31. ORIGINAL OWNER: _____

32. SUBSEQUENT SIGNIFICANT OWNER: _____ DATES: _____

33. CULTURAL/ETHNIC AFFILIATION:

ENGLISH FRENCH ACADIAN NATIVE AMERICAN SCOTTISH FRENCH CANADIAN
 EAST EUROPEAN IRISH OTHER _____

34. HISTORIC CONTEXT(S):

COMMERCE INDUSTRY TRANSPORTATION AGRICULTURE MILITARY
 RELIGION CIVIC AFFAIRS RECREATION HABITATION EDUCATION
 ART, LIT, SCIENCE SOCIAL

35. COMMENTS/SOURCES: _____

36. HISTORICAL DRAWINGS EXIST: YES NO 37. KIT HOUSE YES NO 38. PATTERN BOOK HOUSE YES NO

ENVIRONMENTAL DATA

39. SITE INTEGRITY: ORIGINAL MOVED DATE MOVED _____

40. SETTING: RURAL/UNDISTURBED RURAL/BUILT UP SMALL TOWN URBAN SUBURBAN

41. QUADRANGLE MAP USED: Bingham

42. UTM NORTHING: 5630717.11340774 43. UTM EASTING: -7779692.41776636

44. FACADE DIRECTION (CIRCLE ONE): N (S) E W NE NW SE SW

=====

MHPC USE ONLY

DATE ENTERED IN INVENTORY: _____ PHOTO FILE #: _____

NR STATUS: L HD E NE ND REVIEWER _____

DATA SOURCE: HPF CLG R&C STAFF STATE SURVEY OTHER _____ LEVEL OF SURVEY: R I

MHPC USE ONLY

INVENTORY NO.

MAINE HISTORIC PRESERVATION COMMISSION Historic Building/Structure Survey Form

1. PROPERTY NAME (HISTORIC): _____

2. PROPERTY NAME (OTHER): _____

3. STREET ADDRESS: 40 Baker Street

4. TOWN: Bingham 5. COUNTY: Somerset

6. DATE RECORDED: 4/7/2021 7. SURVEYOR: Andrade, Melissa

8. OWNER NAME: _____ 9. ADDRESS: _____

10. PRIMARY USE (PRESENT):
- | | | | |
|---|---------------------------------------|--|--------------------------------------|
| <input checked="" type="checkbox"/> SINGLE FAMILY | <input type="checkbox"/> AGRICULTURE | <input type="checkbox"/> COMMERCIAL/TRADE | <input type="checkbox"/> FUNERARY |
| <input type="checkbox"/> MULTI-FAMILY | <input type="checkbox"/> GOVERNMENTAL | <input type="checkbox"/> EDUCATION | <input type="checkbox"/> HEALTH CARE |
| <input type="checkbox"/> INDUSTRY | <input type="checkbox"/> RELIGIOUS | <input type="checkbox"/> HOTEL | <input type="checkbox"/> LANDSCAPE |
| <input type="checkbox"/> TRANSPORTATION | <input type="checkbox"/> DEFENSE | <input type="checkbox"/> SUMMER COTTAGE/CAMP | <input type="checkbox"/> SOCIAL |
| <input type="checkbox"/> RECREATION/CULTURE | <input type="checkbox"/> UNKNOWN | | |
| <input type="checkbox"/> OTHER _____ | | | |

11. CONDITION: GOOD FAIR POOR DESTROYED, DATE _____

ARCHITECTURAL DATA

12. PRIMARY STYLISTIC CATEGORY:
- | | | | |
|---|--|--|--|
| <input type="checkbox"/> GEORGIAN | <input type="checkbox"/> STICK STYLE | <input type="checkbox"/> 19 TH /20 TH C. REVIVAL | <input type="checkbox"/> MODERN/CONTEMPORARY |
| <input type="checkbox"/> FEDERAL | <input type="checkbox"/> QUEEN ANNE | <input type="checkbox"/> COMMERCIAL STYLE | <input type="checkbox"/> MINIMAL TRADITIONAL |
| <input type="checkbox"/> GREEK REVIVAL | <input type="checkbox"/> SHINGLE STYLE | <input type="checkbox"/> CRAFTSMAN | <input type="checkbox"/> RANCH |
| <input type="checkbox"/> GOTHIC REVIVAL | <input type="checkbox"/> ROMANESQUE | <input type="checkbox"/> ART DECO / MODERNE | <input type="checkbox"/> SPLIT LEVEL |
| <input type="checkbox"/> ITALIANATE | <input type="checkbox"/> NEO-CLASSICAL REV | <input type="checkbox"/> INTERNATIONAL | <input checked="" type="checkbox"/> VERNACULAR |
| <input type="checkbox"/> SECOND EMPIRE | <input type="checkbox"/> RENAISSANCE REV | <input type="checkbox"/> OTHER _____ | |

13. SECONDARY STYLISTIC CATEGORY:
- | | | | |
|---|--|--|--|
| <input type="checkbox"/> GEORGIAN | <input type="checkbox"/> STICK STYLE | <input type="checkbox"/> 19 TH /20 TH C. REVIVAL | <input type="checkbox"/> MODERN/CONTEMPORARY |
| <input type="checkbox"/> FEDERAL | <input type="checkbox"/> QUEEN ANNE | <input type="checkbox"/> COMMERCIAL STYLE | <input type="checkbox"/> MINIMAL TRADITIONAL |
| <input type="checkbox"/> GREEK REVIVAL | <input type="checkbox"/> SHINGLE STYLE | <input type="checkbox"/> CRAFTSMAN | <input type="checkbox"/> RANCH |
| <input type="checkbox"/> GOTHIC REVIVAL | <input type="checkbox"/> ROMANESQUE | <input type="checkbox"/> ART DECO / MODERNE | <input type="checkbox"/> SPLIT LEVEL |
| <input type="checkbox"/> ITALIANATE | <input type="checkbox"/> NEO-CLASSICAL REV | <input type="checkbox"/> INTERNATIONAL | <input type="checkbox"/> VERNACULAR |
| <input type="checkbox"/> SECOND EMPIRE | <input type="checkbox"/> RENAISSANCE REV | <input type="checkbox"/> OTHER _____ | |

14. HEIGHT: 1 STORY 1 1/2 STORY 2 STORY 2 1/2 STORY 3 STORY 4 STORY
 5 STORY OVER 5 (_____)

15. PRIMARY FACADE WIDTH (MAIN BLOCK; USE GROUND FLOOR):
 1 BAY 2 BAY 3 BAY 4 BAY 5 BAY MORE THAN 5 (_____)

16. APPENDAGES: SIDE ELL REAR ELL FRONT ADDED STORIES SHED
 DORMERS PORCH TOWER CUPOLA BAY WINDOW

PHOTOGRAPH:



17. PORCH:

ATTACHED ENGAGED ONE STORY MORE THAN ONE STORY
 FULL WIDTH WRAPAROUND SLEEPING PORCH SECONDARY PORCH

18. PLAN OR FORM

HALL AND PARLOR 1/2 CAPE CAPE CENTRAL HALL 2-STORY DOUBLE PILE
 SIDE HALL BACK HALL IRREGULAR FOURSQUARE BUNGALOW
 MOBILE HOME MODULAR OTHER _____

19. PRIMARY STRUCTURAL SYSTEM:

TIMBER FRAME BRACED FRAME BRICK STONE BALLOON FRAME
 CONCRETE STEEL LOG PLANK WALL PLATFORM FRAME
 FRAME CONSTRUCTION - TYPE UNKNOWN OTHER _____

20. CHIMNEY PLACEMENT:

INTERIOR INTERIOR FRONT/REAR CENTER INTERIOR END EXTERIOR
 OTHER _____

21. ROOF CONFIGURATION:

GABLE SIDE GABLE FRONT HIP MANSARD FLAT
 GAMBREL PARAPET GABLE SHED CROSS GABLE
 COMPOUND OTHER _____

22. ROOF MATERIAL: WOOD METAL TILE SLATE ASPHALT ASBESTOS

23. EXTERIOR WALL MATERIALS:

CLAPBOARD BRICK FLUSH SHEATHING WOOD SHINGLE STONE
 LOG PRESSED METAL CONCRETE STUCCO ASPHALT
 GRANITE ASBESTOS TERRA COTTA BOARD AND BATTEN ALUMINUM/VINYL
 OTHER _____

24. FOUNDATION MATERIAL:

FIELDSTONE BRICK WOOD CONCRETE GRANITE ORNAMENTAL CONC. BLOCK
 OTHER _____

25. OUTBUILDINGS/FEATURES:

CARRIAGE HOUSE FENCE OR WALL CEMETERY BARN (CONNECTED)
 BARN (DETACHED) FORMAL GARDEN LANDSCAPE/PLANT MAT ARCHAEOLOGICAL SITE
 GARAGE OTHER _____

HISTORICAL DATA

26. DOCUMENTED DATE OF CONSTRUCTION: _____ 27. ESTIMATED DATE OF CONSTRUCTION: 1940

28. DATE MAJOR ADDITIONS/ALTERATIONS: _____

29. ARCHITECT: _____ 30. CONTRACTOR: _____

31. ORIGINAL OWNER: _____

32. SUBSEQUENT SIGNIFICANT OWNER: _____ DATES: _____

33. CULTURAL/ETHNIC AFFILIATION:

ENGLISH FRENCH ACADIAN NATIVE AMERICAN SCOTTISH FRENCH CANADIAN
 EAST EUROPEAN IRISH OTHER _____

34. HISTORIC CONTEXT(S):

COMMERCE INDUSTRY TRANSPORTATION AGRICULTURE MILITARY
 RELIGION CIVIC AFFAIRS RECREATION HABITATION EDUCATION
 ART, LIT, SCIENCE SOCIAL

35. COMMENTS/SOURCES: _____

36. HISTORICAL DRAWINGS EXIST: YES NO 37. KIT HOUSE YES NO 38. PATTERN BOOK HOUSE YES NO

ENVIRONMENTAL DATA

39. SITE INTEGRITY: ORIGINAL MOVED DATE MOVED _____

40. SETTING: RURAL/UNDISTURBED RURAL/BUILT UP SMALL TOWN URBAN SUBURBAN

41. QUADRANGLE MAP USED: Bingham

42. UTM NORTHING: 5630676.9440491 43. UTM EASTING: -7779669.12429994

44. FACADE DIRECTION (CIRCLE ONE): N S E W NE NW SE SW

=====

MHPC USE ONLY

DATE ENTERED IN INVENTORY: _____ PHOTO FILE #: _____

NR STATUS: L HD E NE ND REVIEWER _____

DATA SOURCE: HPF CLG R&C STAFF STATE SURVEY OTHER _____ LEVEL OF SURVEY: R I

MHPC USE ONLY

INVENTORY NO.

MAINE HISTORIC PRESERVATION COMMISSION Historic Building/Structure Survey Form

1. PROPERTY NAME (HISTORIC): _____
2. PROPERTY NAME (OTHER): _____
3. STREET ADDRESS: 42 Baker Street
4. TOWN: Bingham 5. COUNTY: Somerset
6. DATE RECORDED: 4/7/2021 7. SURVEYOR: Andrade, Melissa
8. OWNER NAME: _____ 9. ADDRESS: _____

10. PRIMARY USE (PRESENT):
- | | | | |
|---|---------------------------------------|--|--------------------------------------|
| <input checked="" type="checkbox"/> SINGLE FAMILY | <input type="checkbox"/> AGRICULTURE | <input type="checkbox"/> COMMERCIAL/TRADE | <input type="checkbox"/> FUNERARY |
| <input type="checkbox"/> MULTI-FAMILY | <input type="checkbox"/> GOVERNMENTAL | <input type="checkbox"/> EDUCATION | <input type="checkbox"/> HEALTH CARE |
| <input type="checkbox"/> INDUSTRY | <input type="checkbox"/> RELIGIOUS | <input type="checkbox"/> HOTEL | <input type="checkbox"/> LANDSCAPE |
| <input type="checkbox"/> TRANSPORTATION | <input type="checkbox"/> DEFENSE | <input type="checkbox"/> SUMMER COTTAGE/CAMP | <input type="checkbox"/> SOCIAL |
| <input type="checkbox"/> RECREATION/CULTURE | <input type="checkbox"/> UNKNOWN | | |
| <input type="checkbox"/> OTHER _____ | | | |

11. CONDITION: GOOD FAIR POOR DESTROYED, DATE _____

ARCHITECTURAL DATA

12. PRIMARY STYLISTIC CATEGORY:
- | | | | |
|---|--|--|--|
| <input type="checkbox"/> GEORGIAN | <input type="checkbox"/> STICK STYLE | <input type="checkbox"/> 19 TH /20 TH C. REVIVAL | <input type="checkbox"/> MODERN/CONTEMPORARY |
| <input type="checkbox"/> FEDERAL | <input type="checkbox"/> QUEEN ANNE | <input type="checkbox"/> COMMERCIAL STYLE | <input type="checkbox"/> MINIMAL TRADITIONAL |
| <input type="checkbox"/> GREEK REVIVAL | <input type="checkbox"/> SHINGLE STYLE | <input type="checkbox"/> CRAFTSMAN | <input type="checkbox"/> RANCH |
| <input type="checkbox"/> GOTHIC REVIVAL | <input type="checkbox"/> ROMANESQUE | <input type="checkbox"/> ART DECO / MODERNE | <input type="checkbox"/> SPLIT LEVEL |
| <input type="checkbox"/> ITALIANATE | <input type="checkbox"/> NEO-CLASSICAL REV | <input type="checkbox"/> INTERNATIONAL | <input checked="" type="checkbox"/> VERNACULAR |
| <input type="checkbox"/> SECOND EMPIRE | <input type="checkbox"/> RENAISSANCE REV | <input type="checkbox"/> OTHER _____ | |

13. SECONDARY STYLISTIC CATEGORY:
- | | | | |
|---|--|--|--|
| <input type="checkbox"/> GEORGIAN | <input type="checkbox"/> STICK STYLE | <input type="checkbox"/> 19 TH /20 TH C. REVIVAL | <input type="checkbox"/> MODERN/CONTEMPORARY |
| <input type="checkbox"/> FEDERAL | <input type="checkbox"/> QUEEN ANNE | <input type="checkbox"/> COMMERCIAL STYLE | <input type="checkbox"/> MINIMAL TRADITIONAL |
| <input type="checkbox"/> GREEK REVIVAL | <input type="checkbox"/> SHINGLE STYLE | <input type="checkbox"/> CRAFTSMAN | <input type="checkbox"/> RANCH |
| <input type="checkbox"/> GOTHIC REVIVAL | <input type="checkbox"/> ROMANESQUE | <input type="checkbox"/> ART DECO / MODERNE | <input type="checkbox"/> SPLIT LEVEL |
| <input type="checkbox"/> ITALIANATE | <input type="checkbox"/> NEO-CLASSICAL REV | <input type="checkbox"/> INTERNATIONAL | <input type="checkbox"/> VERNACULAR |
| <input type="checkbox"/> SECOND EMPIRE | <input type="checkbox"/> RENAISSANCE REV | <input type="checkbox"/> OTHER _____ | |

14. HEIGHT: 1 STORY 1 1/2 STORY 2 STORY 2 1/2 STORY 3 STORY 4 STORY
- 5 STORY OVER 5 (_____)

15. PRIMARY FACADE WIDTH (MAIN BLOCK; USE GROUND FLOOR):
- 1 BAY 2 BAY 3 BAY 4 BAY 5 BAY MORE THAN 5 (_____)

16. APPENDAGES: SIDE ELL REAR ELL FRONT ADDED STORIES SHED
- DORMERS PORCH TOWER CUPOLA BAY WINDOW

PHOTOGRAPH:



17. PORCH:

ATTACHED ENGAGED ONE STORY MORE THAN ONE STORY
 FULL WIDTH WRAPAROUND SLEEPING PORCH SECONDARY PORCH

18. PLAN OR FORM

HALL AND PARLOR 1/2 CAPE CAPE CENTRAL HALL 2-STORY DOUBLE PILE
 SIDE HALL BACK HALL IRREGULAR FOURSQUARE BUNGALOW
 MOBILE HOME MODULAR OTHER

19. PRIMARY STRUCTURAL SYSTEM:

TIMBER FRAME BRACED FRAME BRICK STONE BALLOON FRAME
 CONCRETE STEEL LOG PLANK WALL PLATFORM FRAME
 FRAME CONSTRUCTION - TYPE UNKNOWN OTHER

20. CHIMNEY PLACEMENT:

INTERIOR INTERIOR FRONT/REAR CENTER INTERIOR END EXTERIOR
 OTHER

21. ROOF CONFIGURATION:

GABLE SIDE GABLE FRONT HIP MANSARD FLAT
 GAMBREL PARAPET GABLE SHED CROSS GABLE
 COMPOUND OTHER

22. ROOF MATERIAL: WOOD METAL TILE SLATE ASPHALT ASBESTOS

23. EXTERIOR WALL MATERIALS:

CLAPBOARD BRICK FLUSH SHEATHING WOOD SHINGLE STONE
 LOG PRESSED METAL CONCRETE STUCCO ASPHALT
 GRANITE ASBESTOS TERRA COTTA BOARD AND BATTEN ALUMINUM/VINYL
 OTHER

24. FOUNDATION MATERIAL:

FIELDSTONE BRICK WOOD CONCRETE GRANITE ORNAMENTAL CONC. BLOCK
 OTHER

25. OUTBUILDINGS/FEATURES:

CARRIAGE HOUSE FENCE OR WALL CEMETERY BARN (CONNECTED)
 BARN (DETACHED) FORMAL GARDEN LANDSCAPE/PLANT MAT ARCHAEOLOGICAL SITE
 GARAGE OTHER

HISTORICAL DATA

26. DOCUMENTED DATE OF CONSTRUCTION: _____ 27. ESTIMATED DATE OF CONSTRUCTION: 1850

28. DATE MAJOR ADDITIONS/ALTERATIONS: _____

29. ARCHITECT: _____ 30. CONTRACTOR: _____

31. ORIGINAL OWNER: _____

32. SUBSEQUENT SIGNIFICANT OWNER: _____ DATES: _____

33. CULTURAL/ETHNIC AFFILIATION:

ENGLISH FRENCH ACADIAN NATIVE AMERICAN SCOTTISH FRENCH CANADIAN
 EAST EUROPEAN IRISH OTHER

34. HISTORIC CONTEXT(S):

COMMERCE INDUSTRY TRANSPORTATION AGRICULTURE MILITARY
 RELIGION CIVIC AFFAIRS RECREATION HABITATION EDUCATION
 ART, LIT, SCIENCE SOCIAL

35. COMMENTS/SOURCES: _____

36. HISTORICAL DRAWINGS EXIST: YES NO 37. KIT HOUSE YES NO 38. PATTERN BOOK HOUSE YES NO

ENVIRONMENTAL DATA

39. SITE INTEGRITY: ORIGINAL MOVED DATE MOVED _____

40. SETTING: RURAL/UNDISTURBED RURAL/BUILT UP SMALL TOWN URBAN SUBURBAN

41. QUADRANGLE MAP USED: Bingham

42. UTM NORTHING: 5630665.83736411 43. UTM EASTING: -7779710.25045407

44. FACADE DIRECTION (CIRCLE ONE): (N) S E W NE NW SE SW

=====
MHPC USE ONLY

DATE ENTERED IN INVENTORY: _____ PHOTO FILE #: _____

NR STATUS: L HD E NE ND REVIEWER _____

DATA SOURCE: HPF CLG R&C STAFF STATE SURVEY OTHER _____ LEVEL OF SURVEY: R I

17. PORCH:

ATTACHED ENGAGED ONE STORY MORE THAN ONE STORY
 FULL WIDTH WRAPAROUND SLEEPING PORCH SECONDARY PORCH

18. PLAN OR FORM

HALL AND PARLOR 1/2 CAPE CAPE CENTRAL HALL 2-STORY DOUBLE PILE
 SIDE HALL BACK HALL IRREGULAR FOURSQUARE BUNGALOW
 MOBILE HOME MODULAR OTHER _____

19. PRIMARY STRUCTURAL SYSTEM:

TIMBER FRAME BRACED FRAME BRICK STONE BALLOON FRAME
 CONCRETE STEEL LOG PLANK WALL PLATFORM FRAME
 FRAME CONSTRUCTION - TYPE UNKNOWN OTHER _____

20. CHIMNEY PLACEMENT:

INTERIOR INTERIOR FRONT/REAR CENTER INTERIOR END EXTERIOR
 OTHER _____

21. ROOF CONFIGURATION:

GABLE SIDE GABLE FRONT HIP MANSARD FLAT
 GAMBREL PARAPET GABLE SHED CROSS GABLE
 COMPOUND OTHER _____

22. ROOF MATERIAL: WOOD METAL TILE SLATE ASPHALT ASBESTOS

23. EXTERIOR WALL MATERIALS:

CLAPBOARD BRICK FLUSH SHEATHING WOOD SHINGLE STONE
 LOG PRESSED METAL CONCRETE STUCCO ASPHALT
 GRANITE ASBESTOS TERRA COTTA BOARD AND BATTEN ALUMINUM/VINYL
 OTHER _____

24. FOUNDATION MATERIAL:

FIELDSTONE BRICK WOOD CONCRETE GRANITE ORNAMENTAL CONC. BLOCK
 OTHER not visible _____

25. OUTBUILDINGS/FEATURES:

CARRIAGE HOUSE FENCE OR WALL CEMETERY BARN (CONNECTED)
 BARN (DETACHED) FORMAL GARDEN LANDSCAPE/PLANT MAT ARCHAEOLOGICAL SITE
 GARAGE OTHER _____

HISTORICAL DATA

26. DOCUMENTED DATE OF CONSTRUCTION: _____ 27. ESTIMATED DATE OF CONSTRUCTION: 1890

28. DATE MAJOR ADDITIONS/ALTERATIONS: _____

29. ARCHITECT: _____ 30. CONTRACTOR: _____

31. ORIGINAL OWNER: _____

32. SUBSEQUENT SIGNIFICANT OWNER: _____ DATES: _____

33. CULTURAL/ETHNIC AFFILIATION:

ENGLISH FRENCH ACADIAN NATIVE AMERICAN SCOTTISH FRENCH CANADIAN
 EAST EUROPEAN IRISH OTHER _____

34. HISTORIC CONTEXT(S):

COMMERCE INDUSTRY TRANSPORTATION AGRICULTURE MILITARY
 RELIGION CIVIC AFFAIRS RECREATION HABITATION EDUCATION
 ART, LIT, SCIENCE SOCIAL

35. COMMENTS/SOURCES: _____

36. HISTORICAL DRAWINGS EXIST: YES NO 37. KIT HOUSE YES NO 38. PATTERN BOOK HOUSE YES NO

ENVIRONMENTAL DATA

39. SITE INTEGRITY: ORIGINAL MOVED DATE MOVED _____

40. SETTING: RURAL/UNDISTURBED RURAL/BUILT UP SMALL TOWN URBAN SUBURBAN

41. QUADRANGLE MAP USED: Bingham

42. UTM NORTHING: 5630772.01964058 43. UTM EASTING: -7779072.04941413

44. FACADE DIRECTION (CIRCLE ONE): N S E W NE NW SE SW

=====

MHPC USE ONLY

DATE ENTERED IN INVENTORY: _____ PHOTO FILE #: _____

NR STATUS: L HD E NE ND REVIEWER _____

DATA SOURCE: HPF CLG R&C STAFF STATE SURVEY OTHER _____ LEVEL OF SURVEY: R I

17. PORCH:

___ ATTACHED ENGAGED ___ ONE STORY ___ MORE THAN ONE STORY
___ FULL WIDTH ___ WRAPAROUND ___ SLEEPING PORCH SECONDARY PORCH

18. PLAN OR FORM

___ HALL AND PARLOR ___ 1/2 CAPE ___ CAPE ___ CENTRAL HALL ___ 2-STORY DOUBLE PILE
___ SIDE HALL ___ BACK HALL ___ IRREGULAR ___ FOURSQUARE ___ BUNGALOW
___ MOBILE HOME ___ MODULAR OTHER Unknown

19. PRIMARY STRUCTURAL SYSTEM:

___ TIMBER FRAME ___ BRACED FRAME ___ BRICK ___ STONE ___ BALLOON FRAME
___ CONCRETE ___ STEEL ___ LOG ___ PLANK WALL ___ PLATFORM FRAME
 FRAME CONSTRUCTION - TYPE UNKNOWN ___ OTHER

20. CHIMNEY PLACEMENT:

INTERIOR ___ INTERIOR FRONT/REAR ___ CENTER ___ INTERIOR END ___ EXTERIOR
___ OTHER

21. ROOF CONFIGURATION:

___ GABLE SIDE ___ GABLE FRONT HIP ___ MANSARD ___ FLAT
___ GAMBREL ___ PARAPET GABLE ___ SHED ___ CROSS GABLE
___ COMPOUND ___ OTHER

22. ROOF MATERIAL: ___ WOOD METAL ___ TILE ___ SLATE ___ ASPHALT ___ ASBESTOS

23. EXTERIOR WALL MATERIALS:

___ CLAPBOARD ___ BRICK ___ FLUSH SHEATHING ___ WOOD SHINGLE ___ STONE
___ LOG ___ PRESSED METAL ___ CONCRETE ___ STUCCO ___ ASPHALT
___ GRANITE ___ ASBESTOS ___ TERRA COTTA ___ BOARD AND BATTEN ALUMINUM/VINYL
___ OTHER

24. FOUNDATION MATERIAL:

___ FIELDSTONE BRICK ___ WOOD ___ CONCRETE ___ GRANITE ___ ORNAMENTAL CONC. BLOCK
___ OTHER

25. OUTBUILDINGS/FEATURES:

___ CARRIAGE HOUSE ___ FENCE OR WALL ___ CEMETERY ___ BARN (CONNECTED)
___ BARN (DETACHED) ___ FORMAL GARDEN ___ LANDSCAPE/PLANT MAT ___ ARCHAEOLOGICAL SITE
 GARAGE ___ OTHER

HISTORICAL DATA

26. DOCUMENTED DATE OF CONSTRUCTION: _____ 27. ESTIMATED DATE OF CONSTRUCTION: 1950

28. DATE MAJOR ADDITIONS/ALTERATIONS: _____

29. ARCHITECT: _____ 30. CONTRACTOR: _____

31. ORIGINAL OWNER: _____

32. SUBSEQUENT SIGNIFICANT OWNER: _____ DATES: _____

33. CULTURAL/ETHNIC AFFILIATION:

___ ENGLISH ___ FRENCH ACADIAN ___ NATIVE AMERICAN ___ SCOTTISH ___ FRENCH CANADIAN
___ EAST EUROPEAN ___ IRISH ___ OTHER

34. HISTORIC CONTEXT(S):

___ COMMERCE ___ INDUSTRY ___ TRANSPORTATION ___ AGRICULTURE ___ MILITARY
___ RELIGION ___ CIVIC AFFAIRS ___ RECREATION ___ HABITATION ___ EDUCATION
___ ART, LIT, SCIENCE ___ SOCIAL

35. COMMENTS/SOURCES: _____

36. HISTORICAL DRAWINGS EXIST: ___ YES NO 37. KIT HOUSE ___ YES NO 38. PATTERN BOOK HOUSE ___ YES NO

ENVIRONMENTAL DATA

39. SITE INTEGRITY: ORIGINAL ___ MOVED DATE MOVED _____

40. SETTING: ___ RURAL/UNDISTURBED ___ RURAL/BUILT UP SMALL TOWN ___ URBAN ___ SUBURBAN

41. QUADRANGLE MAP USED: Bingham

42. UTM NORTHING: 5630703.98657023 43. UTM EASTING: -7779719.82639527

44. FACADE DIRECTION (CIRCLE ONE): N (S) E W NE NW SE SW

=====
MHPC USE ONLY

DATE ENTERED IN INVENTORY: _____ PHOTO FILE #: _____

NR STATUS: ___ L ___ HD ___ E ___ NE ___ ND REVIEWER _____

DATA SOURCE: ___ HPF ___ CLG ___ R&C ___ STAFF ___ STATE SURVEY OTHER _____ LEVEL OF SURVEY: ___ R ___ I

MHPC USE ONLY

INVENTORY NO.

MAINE HISTORIC PRESERVATION COMMISSION Historic Building/Structure Survey Form

1. PROPERTY NAME (HISTORIC): _____
2. PROPERTY NAME (OTHER): _____
3. STREET ADDRESS: 50 Murray Street
4. TOWN: Bingham 5. COUNTY: Somerset
6. DATE RECORDED: 4/7/2021 7. SURVEYOR: Andrade, Melissa
8. OWNER NAME: _____ 9. ADDRESS: _____

10. PRIMARY USE (PRESENT):
- | | | | |
|---|---------------------------------------|--|--------------------------------------|
| <input checked="" type="checkbox"/> SINGLE FAMILY | <input type="checkbox"/> AGRICULTURE | <input type="checkbox"/> COMMERCIAL/TRADE | <input type="checkbox"/> FUNERARY |
| <input type="checkbox"/> MULTI-FAMILY | <input type="checkbox"/> GOVERNMENTAL | <input type="checkbox"/> EDUCATION | <input type="checkbox"/> HEALTH CARE |
| <input type="checkbox"/> INDUSTRY | <input type="checkbox"/> RELIGIOUS | <input type="checkbox"/> HOTEL | <input type="checkbox"/> LANDSCAPE |
| <input type="checkbox"/> TRANSPORTATION | <input type="checkbox"/> DEFENSE | <input type="checkbox"/> SUMMER COTTAGE/CAMP | <input type="checkbox"/> SOCIAL |
| <input type="checkbox"/> RECREATION/CULTURE | <input type="checkbox"/> UNKNOWN | | |
| <input type="checkbox"/> OTHER _____ | | | |

11. CONDITION: GOOD FAIR POOR DESTROYED, DATE _____

ARCHITECTURAL DATA

12. PRIMARY STYLISTIC CATEGORY:
- | | | | |
|---|--|--|--|
| <input type="checkbox"/> GEORGIAN | <input type="checkbox"/> STICK STYLE | <input type="checkbox"/> 19 TH /20 TH C. REVIVAL | <input type="checkbox"/> MODERN/CONTEMPORARY |
| <input type="checkbox"/> FEDERAL | <input type="checkbox"/> QUEEN ANNE | <input type="checkbox"/> COMMERCIAL STYLE | <input type="checkbox"/> MINIMAL TRADITIONAL |
| <input type="checkbox"/> GREEK REVIVAL | <input type="checkbox"/> SHINGLE STYLE | <input type="checkbox"/> CRAFTSMAN | <input type="checkbox"/> RANCH |
| <input type="checkbox"/> GOTHIC REVIVAL | <input type="checkbox"/> ROMANESQUE | <input type="checkbox"/> ART DECO / MODERNE | <input type="checkbox"/> SPLIT LEVEL |
| <input type="checkbox"/> ITALIANATE | <input type="checkbox"/> NEO-CLASSICAL REV | <input type="checkbox"/> INTERNATIONAL | <input checked="" type="checkbox"/> VERNACULAR |
| <input type="checkbox"/> SECOND EMPIRE | <input type="checkbox"/> RENAISSANCE REV | <input type="checkbox"/> OTHER _____ | |

13. SECONDARY STYLISTIC CATEGORY:
- | | | | |
|---|--|--|--|
| <input type="checkbox"/> GEORGIAN | <input type="checkbox"/> STICK STYLE | <input type="checkbox"/> 19 TH /20 TH C. REVIVAL | <input type="checkbox"/> MODERN/CONTEMPORARY |
| <input type="checkbox"/> FEDERAL | <input type="checkbox"/> QUEEN ANNE | <input type="checkbox"/> COMMERCIAL STYLE | <input type="checkbox"/> MINIMAL TRADITIONAL |
| <input type="checkbox"/> GREEK REVIVAL | <input type="checkbox"/> SHINGLE STYLE | <input type="checkbox"/> CRAFTSMAN | <input type="checkbox"/> RANCH |
| <input type="checkbox"/> GOTHIC REVIVAL | <input type="checkbox"/> ROMANESQUE | <input type="checkbox"/> ART DECO / MODERNE | <input type="checkbox"/> SPLIT LEVEL |
| <input type="checkbox"/> ITALIANATE | <input type="checkbox"/> NEO-CLASSICAL REV | <input type="checkbox"/> INTERNATIONAL | <input type="checkbox"/> VERNACULAR |
| <input type="checkbox"/> SECOND EMPIRE | <input type="checkbox"/> RENAISSANCE REV | <input type="checkbox"/> OTHER _____ | |

14. HEIGHT:
- 1 STORY 1 1/2 STORY 2 STORY 2 1/2 STORY 3 STORY 4 STORY
- 5 STORY OVER 5 (_____)

15. PRIMARY FACADE WIDTH (MAIN BLOCK; USE GROUND FLOOR):
- 1 BAY 2 BAY 3 BAY 4 BAY 5 BAY MORE THAN 5 (7 _____)

16. APPENDAGES: SIDE ELL REAR ELL FRONT ADDED STORIES SHED
- DORMERS PORCH TOWER CUPOLA BAY WINDOW

PHOTOGRAPH:



17. PORCH:

ATTACHED ENGAGED ONE STORY MORE THAN ONE STORY
 FULL WIDTH WRAPAROUND SLEEPING PORCH SECONDARY PORCH

18. PLAN OR FORM

HALL AND PARLOR 1/2 CAPE CAPE CENTRAL HALL 2-STORY DOUBLE PILE
 SIDE HALL BACK HALL IRREGULAR FOURSQUARE BUNGALOW
 MOBILE HOME MODULAR OTHER

19. PRIMARY STRUCTURAL SYSTEM:

TIMBER FRAME BRACED FRAME BRICK STONE BALLOON FRAME
 CONCRETE STEEL LOG PLANK WALL PLATFORM FRAME
 FRAME CONSTRUCTION - TYPE UNKNOWN OTHER

20. CHIMNEY PLACEMENT:

INTERIOR INTERIOR FRONT/REAR CENTER INTERIOR END EXTERIOR
 OTHER

21. ROOF CONFIGURATION:

GABLE SIDE GABLE FRONT HIP MANSARD FLAT
 GAMBREL PARAPET GABLE SHED CROSS GABLE
 COMPOUND OTHER

22. ROOF MATERIAL: WOOD METAL TILE SLATE ASPHALT ASBESTOS

23. EXTERIOR WALL MATERIALS:

CLAPBOARD BRICK FLUSH SHEATHING WOOD SHINGLE STONE
 LOG PRESSED METAL CONCRETE STUCCO ASPHALT
 GRANITE ASBESTOS TERRA COTTA BOARD AND BATTEN ALUMINUM/VINYL
 OTHER

24. FOUNDATION MATERIAL:

FIELDSTONE BRICK WOOD CONCRETE GRANITE ORNAMENTAL CONC. BLOCK
 OTHER not visible

25. OUTBUILDINGS/FEATURES:

CARRIAGE HOUSE FENCE OR WALL CEMETERY BARN (CONNECTED)
 BARN (DETACHED) FORMAL GARDEN LANDSCAPE/PLANT MAT ARCHAEOLOGICAL SITE
 GARAGE OTHER

HISTORICAL DATA

26. DOCUMENTED DATE OF CONSTRUCTION: _____ 27. ESTIMATED DATE OF CONSTRUCTION: 1930

28. DATE MAJOR ADDITIONS/ALTERATIONS: _____

29. ARCHITECT: _____ 30. CONTRACTOR: _____

31. ORIGINAL OWNER: _____

32. SUBSEQUENT SIGNIFICANT OWNER: _____ DATES: _____

33. CULTURAL/ETHNIC AFFILIATION:

ENGLISH FRENCH ACADIAN NATIVE AMERICAN SCOTTISH FRENCH CANADIAN
 EAST EUROPEAN IRISH OTHER

34. HISTORIC CONTEXT(S):

COMMERCE INDUSTRY TRANSPORTATION AGRICULTURE MILITARY
 RELIGION CIVIC AFFAIRS RECREATION HABITATION EDUCATION
 ART, LIT, SCIENCE SOCIAL

35. COMMENTS/SOURCES: _____

36. HISTORICAL DRAWINGS EXIST: YES NO 37. KIT HOUSE YES NO 38. PATTERN BOOK HOUSE YES NO

ENVIRONMENTAL DATA

39. SITE INTEGRITY: ORIGINAL MOVED DATE MOVED _____

40. SETTING: RURAL/UNDISTURBED RURAL/BUILT UP SMALL TOWN URBAN SUBURBAN

41. QUADRANGLE MAP USED: Bingham

42. UTM NORTHING: 5630903.0431113 43. UTM EASTING: -7778739.20243579

44. FACADE DIRECTION (CIRCLE ONE): N (S) E W NE NW SE SW

=====
MHPC USE ONLY

DATE ENTERED IN INVENTORY: _____ PHOTO FILE #: _____

NR STATUS: L HD E NE ND REVIEWER _____

DATA SOURCE: HPF CLG R&C STAFF STATE SURVEY OTHER _____ LEVEL OF SURVEY: R I

MHPC USE ONLY

INVENTORY NO.

MAINE HISTORIC PRESERVATION COMMISSION Historic Building/Structure Survey Form

1. PROPERTY NAME (HISTORIC): _____
2. PROPERTY NAME (OTHER): _____
3. STREET ADDRESS: 50 Murray Street
4. TOWN: Bingham 5. COUNTY: Somerset
6. DATE RECORDED: 4/7/2021 7. SURVEYOR: Andrade, Melissa
8. OWNER NAME: _____ 9. ADDRESS: _____
10. PRIMARY USE (PRESENT):
- | | | | |
|--|---------------------------------------|--|--------------------------------------|
| <input type="checkbox"/> SINGLE FAMILY | <input type="checkbox"/> AGRICULTURE | <input type="checkbox"/> COMMERCIAL/TRADE | <input type="checkbox"/> FUNERARY |
| <input type="checkbox"/> MULTI-FAMILY | <input type="checkbox"/> GOVERNMENTAL | <input type="checkbox"/> EDUCATION | <input type="checkbox"/> HEALTH CARE |
| <input type="checkbox"/> INDUSTRY | <input type="checkbox"/> RELIGIOUS | <input type="checkbox"/> HOTEL | <input type="checkbox"/> LANDSCAPE |
| <input checked="" type="checkbox"/> TRANSPORTATION | <input type="checkbox"/> DEFENSE | <input type="checkbox"/> SUMMER COTTAGE/CAMP | <input type="checkbox"/> SOCIAL |
| <input type="checkbox"/> RECREATION/CULTURE | <input type="checkbox"/> UNKNOWN | | |
| <input type="checkbox"/> OTHER _____ | | | |
11. CONDITION: GOOD FAIR POOR DESTROYED, DATE _____

ARCHITECTURAL DATA

12. PRIMARY STYLISTIC CATEGORY:
- | | | | |
|---|--|--|--|
| <input type="checkbox"/> GEORGIAN | <input type="checkbox"/> STICK STYLE | <input type="checkbox"/> 19 TH /20 TH C. REVIVAL | <input type="checkbox"/> MODERN/CONTEMPORARY |
| <input type="checkbox"/> FEDERAL | <input type="checkbox"/> QUEEN ANNE | <input type="checkbox"/> COMMERCIAL STYLE | <input type="checkbox"/> MINIMAL TRADITIONAL |
| <input type="checkbox"/> GREEK REVIVAL | <input type="checkbox"/> SHINGLE STYLE | <input type="checkbox"/> CRAFTSMAN | <input type="checkbox"/> RANCH |
| <input type="checkbox"/> GOTHIC REVIVAL | <input type="checkbox"/> ROMANESQUE | <input type="checkbox"/> ART DECO / MODERNE | <input type="checkbox"/> SPLIT LEVEL |
| <input type="checkbox"/> ITALIANATE | <input type="checkbox"/> NEO-CLASSICAL REV | <input type="checkbox"/> INTERNATIONAL | <input checked="" type="checkbox"/> VERNACULAR |
| <input type="checkbox"/> SECOND EMPIRE | <input type="checkbox"/> RENAISSANCE REV | <input type="checkbox"/> OTHER _____ | |
13. SECONDARY STYLISTIC CATEGORY:
- | | | | |
|---|--|--|--|
| <input type="checkbox"/> GEORGIAN | <input type="checkbox"/> STICK STYLE | <input type="checkbox"/> 19 TH /20 TH C. REVIVAL | <input type="checkbox"/> MODERN/CONTEMPORARY |
| <input type="checkbox"/> FEDERAL | <input type="checkbox"/> QUEEN ANNE | <input type="checkbox"/> COMMERCIAL STYLE | <input type="checkbox"/> MINIMAL TRADITIONAL |
| <input type="checkbox"/> GREEK REVIVAL | <input type="checkbox"/> SHINGLE STYLE | <input type="checkbox"/> CRAFTSMAN | <input type="checkbox"/> RANCH |
| <input type="checkbox"/> GOTHIC REVIVAL | <input type="checkbox"/> ROMANESQUE | <input type="checkbox"/> ART DECO / MODERNE | <input type="checkbox"/> SPLIT LEVEL |
| <input type="checkbox"/> ITALIANATE | <input type="checkbox"/> NEO-CLASSICAL REV | <input type="checkbox"/> INTERNATIONAL | <input type="checkbox"/> VERNACULAR |
| <input type="checkbox"/> SECOND EMPIRE | <input type="checkbox"/> RENAISSANCE REV | <input type="checkbox"/> OTHER _____ | |
14. HEIGHT:
- 1 STORY 1 1/2 STORY 2 STORY 2 1/2 STORY 3 STORY 4 STORY
- 5 STORY OVER 5 (_____)
15. PRIMARY FACADE WIDTH (MAIN BLOCK; USE GROUND FLOOR):
- 1 BAY 2 BAY 3 BAY 4 BAY 5 BAY MORE THAN 5 (_____)
16. APPENDAGES: SIDE ELL REAR ELL FRONT ADDED STORIES SHED
- DORMERS PORCH TOWER CUPOLA BAY WINDOW

PHOTOGRAPH:



17. PORCH:

___ ATTACHED ___ ENGAGED ___ ONE STORY ___ MORE THAN ONE STORY
___ FULL WIDTH ___ WRAPAROUND ___ SLEEPING PORCH ___ SECONDARY PORCH

18. PLAN OR FORM

___ HALL AND PARLOR ___ 1/2 CAPE ___ CAPE ___ CENTRAL HALL ___ 2-STORY DOUBLE PILE
___ SIDE HALL ___ BACK HALL ___ IRREGULAR ___ FOURSQUARE ___ BUNGALOW
___ MOBILE HOME ___ MODULAR [X] OTHER rectangular

19. PRIMARY STRUCTURAL SYSTEM:

___ TIMBER FRAME ___ BRACED FRAME ___ BRICK ___ STONE [X] BALLOON FRAME
___ CONCRETE ___ STEEL ___ LOG ___ PLANK WALL ___ PLATFORM FRAME
___ FRAME CONSTRUCTION - TYPE UNKNOWN ___ OTHER

20. CHIMNEY PLACEMENT:

___ INTERIOR ___ INTERIOR FRONT/REAR ___ CENTER ___ INTERIOR END ___ EXTERIOR
___ OTHER

21. ROOF CONFIGURATION:

___ GABLE SIDE [X] GABLE FRONT ___ HIP ___ MANSARD ___ FLAT
___ GAMBREL ___ PARAPET GABLE ___ SHED ___ CROSS GABLE
___ COMPOUND ___ OTHER

22. ROOF MATERIAL: ___ WOOD ___ METAL ___ TILE ___ SLATE [X] ASPHALT ___ ASBESTOS

23. EXTERIOR WALL MATERIALS:

___ CLAPBOARD ___ BRICK ___ FLUSH SHEATHING [X] WOOD SHINGLE ___ STONE
___ LOG ___ PRESSED METAL ___ CONCRETE ___ STUCCO ___ ASPHALT
___ GRANITE ___ ASBESTOS ___ TERRA COTTA ___ BOARD AND BATTEN ___ ALUMINUM/VINYL
___ OTHER

24. FOUNDATION MATERIAL:

___ FIELDSTONE ___ BRICK ___ WOOD ___ CONCRETE ___ GRANITE ___ ORNAMENTAL CONC. BLOCK
[X] OTHER not visible

25. OUTBUILDINGS/FEATURES:

___ CARRIAGE HOUSE ___ FENCE OR WALL ___ CEMETERY ___ BARN (CONNECTED)
___ BARN (DETACHED) ___ FORMAL GARDEN ___ LANDSCAPE/PLANT MAT ___ ARCHAEOLOGICAL SITE
___ GARAGE ___ OTHER

HISTORICAL DATA

26. DOCUMENTED DATE OF CONSTRUCTION: _____ 27. ESTIMATED DATE OF CONSTRUCTION: 1930

28. DATE MAJOR ADDITIONS/ALTERATIONS: _____

29. ARCHITECT: _____ 30. CONTRACTOR: _____

31. ORIGINAL OWNER: _____

32. SUBSEQUENT SIGNIFICANT OWNER: _____ DATES: _____

33. CULTURAL/ETHNIC AFFILIATION:

___ ENGLISH ___ FRENCH ACADIAN ___ NATIVE AMERICAN ___ SCOTTISH ___ FRENCH CANADIAN
___ EAST EUROPEAN ___ IRISH ___ OTHER

34. HISTORIC CONTEXT(S):

___ COMMERCE ___ INDUSTRY ___ TRANSPORTATION ___ AGRICULTURE ___ MILITARY
___ RELIGION ___ CIVIC AFFAIRS ___ RECREATION ___ HABITATION ___ EDUCATION
___ ART, LIT, SCIENCE ___ SOCIAL

35. COMMENTS/SOURCES: _____

36. HISTORICAL DRAWINGS EXIST: ___ YES [X] NO 37. KIT HOUSE ___ YES [X] NO 38. PATTERN BOOK HOUSE ___ YES [X] NO

ENVIRONMENTAL DATA

39. SITE INTEGRITY: [X] ORIGINAL ___ MOVED DATE MOVED _____

40. SETTING: ___ RURAL/UNDISTURBED ___ RURAL/BUILT UP [X] SMALL TOWN ___ URBAN ___ SUBURBAN

41. QUADRANGLE MAP USED: Bingham

42. UTM NORTHING: 5630905.30185719 43. UTM EASTING: -7778721.23188273

44. FACADE DIRECTION (CIRCLE ONE): N (S) E W NE NW SE SW

=====
MHPC USE ONLY

DATE ENTERED IN INVENTORY: _____ PHOTO FILE #: _____

NR STATUS: ___ L ___ HD ___ E ___ NE ___ ND REVIEWER _____

DATA SOURCE: ___ HPF ___ CLG ___ R&C ___ STAFF ___ STATE SURVEY OTHER _____ LEVEL OF SURVEY: ___ R ___ I

MHPC USE ONLY

INVENTORY NO.

MAINE HISTORIC PRESERVATION COMMISSION Historic Building/Structure Survey Form

1. PROPERTY NAME (HISTORIC): _____

2. PROPERTY NAME (OTHER): _____

3. STREET ADDRESS: 21 Murray Street

4. TOWN: Bingham 5. COUNTY: Somerset

6. DATE RECORDED: 4/7/2021 7. SURVEYOR: Andrade, Melissa

8. OWNER NAME: _____ 9. ADDRESS: _____

10. PRIMARY USE (PRESENT):
- | | | | |
|---|---------------------------------------|--|--------------------------------------|
| <input type="checkbox"/> SINGLE FAMILY | <input type="checkbox"/> AGRICULTURE | <input type="checkbox"/> COMMERCIAL/TRADE | <input type="checkbox"/> FUNERARY |
| <input type="checkbox"/> MULTI-FAMILY | <input type="checkbox"/> GOVERNMENTAL | <input type="checkbox"/> EDUCATION | <input type="checkbox"/> HEALTH CARE |
| <input type="checkbox"/> INDUSTRY | <input type="checkbox"/> RELIGIOUS | <input type="checkbox"/> HOTEL | <input type="checkbox"/> LANDSCAPE |
| <input type="checkbox"/> TRANSPORTATION | <input type="checkbox"/> DEFENSE | <input type="checkbox"/> SUMMER COTTAGE/CAMP | <input type="checkbox"/> SOCIAL |
| <input type="checkbox"/> RECREATION/CULTURE | <input type="checkbox"/> UNKNOWN | | |
| <input checked="" type="checkbox"/> OTHER <u>Vacant</u> | | | |

11. CONDITION: GOOD FAIR POOR DESTROYED, DATE _____

ARCHITECTURAL DATA

12. PRIMARY STYLISTIC CATEGORY:
- | | | | |
|---|--|---|--|
| <input type="checkbox"/> GEORGIAN | <input type="checkbox"/> STICK STYLE | <input checked="" type="checkbox"/> 19 TH /20 TH C. REVIVAL | <input type="checkbox"/> MODERN/CONTEMPORARY |
| <input type="checkbox"/> FEDERAL | <input type="checkbox"/> QUEEN ANNE | <input type="checkbox"/> COMMERCIAL STYLE | <input type="checkbox"/> MINIMAL TRADITIONAL |
| <input type="checkbox"/> GREEK REVIVAL | <input type="checkbox"/> SHINGLE STYLE | <input type="checkbox"/> CRAFTSMAN | <input type="checkbox"/> RANCH |
| <input type="checkbox"/> GOTHIC REVIVAL | <input type="checkbox"/> ROMANESQUE | <input type="checkbox"/> ART DECO / MODERNE | <input type="checkbox"/> SPLIT LEVEL |
| <input type="checkbox"/> ITALIANATE | <input type="checkbox"/> NEO-CLASSICAL REV | <input type="checkbox"/> INTERNATIONAL | <input type="checkbox"/> VERNACULAR |
| <input type="checkbox"/> SECOND EMPIRE | <input type="checkbox"/> RENAISSANCE REV | <input type="checkbox"/> OTHER _____ | |

13. SECONDARY STYLISTIC CATEGORY:
- | | | | |
|---|--|--|--|
| <input type="checkbox"/> GEORGIAN | <input type="checkbox"/> STICK STYLE | <input type="checkbox"/> 19 TH /20 TH C. REVIVAL | <input type="checkbox"/> MODERN/CONTEMPORARY |
| <input type="checkbox"/> FEDERAL | <input type="checkbox"/> QUEEN ANNE | <input type="checkbox"/> COMMERCIAL STYLE | <input type="checkbox"/> MINIMAL TRADITIONAL |
| <input type="checkbox"/> GREEK REVIVAL | <input type="checkbox"/> SHINGLE STYLE | <input type="checkbox"/> CRAFTSMAN | <input type="checkbox"/> RANCH |
| <input type="checkbox"/> GOTHIC REVIVAL | <input type="checkbox"/> ROMANESQUE | <input type="checkbox"/> ART DECO / MODERNE | <input type="checkbox"/> SPLIT LEVEL |
| <input type="checkbox"/> ITALIANATE | <input type="checkbox"/> NEO-CLASSICAL REV | <input type="checkbox"/> INTERNATIONAL | <input type="checkbox"/> VERNACULAR |
| <input type="checkbox"/> SECOND EMPIRE | <input type="checkbox"/> RENAISSANCE REV | <input type="checkbox"/> OTHER _____ | |

14. HEIGHT: 1 STORY 1 1/2 STORY 2 STORY 2 1/2 STORY 3 STORY 4 STORY 5 STORY OVER 5 (_____)

15. PRIMARY FACADE WIDTH (MAIN BLOCK; USE GROUND FLOOR): 1 BAY 2 BAY 3 BAY 4 BAY 5 BAY MORE THAN 5 (_____)

16. APPENDAGES: SIDE ELL REAR ELL FRONT ADDED STORIES SHED
 DORMERS PORCH TOWER CUPOLA BAY WINDOW

PHOTOGRAPH:



17. PORCH:

ATTACHED ENGAGED ONE STORY MORE THAN ONE STORY
 FULL WIDTH WRAPAROUND SLEEPING PORCH SECONDARY PORCH

18. PLAN OR FORM

HALL AND PARLOR 1/2 CAPE CAPE CENTRAL HALL 2-STORY DOUBLE PILE
 SIDE HALL BACK HALL IRREGULAR FOURSQUARE BUNGALOW
 MOBILE HOME MODULAR OTHER _____

19. PRIMARY STRUCTURAL SYSTEM:

TIMBER FRAME BRACED FRAME BRICK STONE BALLOON FRAME
 CONCRETE STEEL LOG PLANK WALL PLATFORM FRAME
 FRAME CONSTRUCTION - TYPE UNKNOWN OTHER _____

20. CHIMNEY PLACEMENT:

INTERIOR INTERIOR FRONT/REAR CENTER INTERIOR END EXTERIOR
 OTHER _____

21. ROOF CONFIGURATION:

GABLE SIDE GABLE FRONT HIP MANSARD FLAT
 GAMBREL PARAPET GABLE SHED CROSS GABLE
 COMPOUND OTHER _____

22. ROOF MATERIAL: WOOD METAL TILE SLATE ASPHALT ASBESTOS

23. EXTERIOR WALL MATERIALS:

CLAPBOARD BRICK FLUSH SHEATHING WOOD SHINGLE STONE
 LOG PRESSED METAL CONCRETE STUCCO ASPHALT
 GRANITE ASBESTOS TERRA COTTA BOARD AND BATTEN ALUMINUM/VINYL
 OTHER _____

24. FOUNDATION MATERIAL:

FIELDSTONE BRICK WOOD CONCRETE GRANITE ORNAMENTAL CONC. BLOCK
 OTHER _____

25. OUTBUILDINGS/FEATURES:

CARRIAGE HOUSE FENCE OR WALL CEMETERY BARN (CONNECTED)
 BARN (DETACHED) FORMAL GARDEN LANDSCAPE/PLANT MAT ARCHAEOLOGICAL SITE
 GARAGE OTHER _____

HISTORICAL DATA

26. DOCUMENTED DATE OF CONSTRUCTION: _____ 27. ESTIMATED DATE OF CONSTRUCTION: 1920

28. DATE MAJOR ADDITIONS/ALTERATIONS: _____

29. ARCHITECT: _____ 30. CONTRACTOR: _____

31. ORIGINAL OWNER: _____

32. SUBSEQUENT SIGNIFICANT OWNER: _____ DATES: _____

33. CULTURAL/ETHNIC AFFILIATION:

ENGLISH FRENCH ACADIAN NATIVE AMERICAN SCOTTISH FRENCH CANADIAN
 EAST EUROPEAN IRISH OTHER _____

34. HISTORIC CONTEXT(S):

COMMERCE INDUSTRY TRANSPORTATION AGRICULTURE MILITARY
 RELIGION CIVIC AFFAIRS RECREATION HABITATION EDUCATION
 ART, LIT, SCIENCE SOCIAL

35. COMMENTS/SOURCES: _____

36. HISTORICAL DRAWINGS EXIST: YES NO 37. KIT HOUSE YES NO 38. PATTERN BOOK HOUSE YES NO

ENVIRONMENTAL DATA

39. SITE INTEGRITY: ORIGINAL MOVED DATE MOVED _____

40. SETTING: RURAL/UNDISTURBED RURAL/BUILT UP SMALL TOWN URBAN SUBURBAN

41. QUADRANGLE MAP USED: Bingham

42. UTM NORTHING: 5630781.47749794 43. UTM EASTING: -7779043.63900889

44. FACADE DIRECTION (CIRCLE ONE): N S E W NE NW SE SW

=====

MHPC USE ONLY

DATE ENTERED IN INVENTORY: _____ PHOTO FILE #: _____

NR STATUS: L HD E NE ND REVIEWER _____

DATA SOURCE: HPF CLG R&C STAFF STATE SURVEY OTHER _____ LEVEL OF SURVEY: R I

17. PORCH:

___ ATTACHED ___ ENGAGED ___ ONE STORY ___ MORE THAN ONE STORY
___ FULL WIDTH ___ WRAPAROUND ___ SLEEPING PORCH ___ SECONDARY PORCH

18. PLAN OR FORM

___ HALL AND PARLOR ___ 1/2 CAPE ___ CAPE ___ CENTRAL HALL ___ 2-STORY DOUBLE PILE
[X] SIDE HALL ___ BACK HALL ___ IRREGULAR ___ FOURSQUARE ___ BUNGALOW
___ MOBILE HOME ___ MODULAR ___ OTHER

19. PRIMARY STRUCTURAL SYSTEM:

___ TIMBER FRAME ___ BRACED FRAME ___ BRICK ___ STONE [X] BALLOON FRAME
___ CONCRETE ___ STEEL ___ LOG ___ PLANK WALL ___ PLATFORM FRAME
___ FRAME CONSTRUCTION - TYPE UNKNOWN ___ OTHER

20. CHIMNEY PLACEMENT:

[X] INTERIOR ___ INTERIOR FRONT/REAR ___ CENTER ___ INTERIOR END ___ EXTERIOR
___ OTHER

21. ROOF CONFIGURATION:

___ GABLE SIDE ___ GABLE FRONT ___ HIP ___ MANSARD ___ FLAT
[X] GAMBREL ___ PARAPET GABLE ___ SHED ___ CROSS GABLE
___ COMPOUND ___ OTHER

22. ROOF MATERIAL: ___ WOOD [X] METAL ___ TILE ___ SLATE ___ ASPHALT ___ ASBESTOS

23. EXTERIOR WALL MATERIALS:

___ CLAPBOARD ___ BRICK ___ FLUSH SHEATHING ___ WOOD SHINGLE ___ STONE
___ LOG ___ PRESSED METAL ___ CONCRETE ___ STUCCO ___ ASPHALT
___ GRANITE ___ ASBESTOS ___ TERRA COTTA ___ BOARD AND BATTEN [X] ALUMINUM/VINYL
___ OTHER

24. FOUNDATION MATERIAL:

___ FIELDSTONE ___ BRICK ___ WOOD ___ CONCRETE ___ GRANITE ___ ORNAMENTAL CONC. BLOCK
[X] OTHER not visible

25. OUTBUILDINGS/FEATURES:

___ CARRIAGE HOUSE ___ FENCE OR WALL ___ CEMETERY ___ BARN (CONNECTED)
___ BARN (DETACHED) ___ FORMAL GARDEN ___ LANDSCAPE/PLANT MAT ___ ARCHAEOLOGICAL SITE
___ GARAGE ___ OTHER

HISTORICAL DATA

26. DOCUMENTED DATE OF CONSTRUCTION: _____ 27. ESTIMATED DATE OF CONSTRUCTION: 1910

28. DATE MAJOR ADDITIONS/ALTERATIONS: _____

29. ARCHITECT: _____ 30. CONTRACTOR: _____

31. ORIGINAL OWNER: _____

32. SUBSEQUENT SIGNIFICANT OWNER: _____ DATES: _____

33. CULTURAL/ETHNIC AFFILIATION:

___ ENGLISH ___ FRENCH ACADIAN ___ NATIVE AMERICAN ___ SCOTTISH ___ FRENCH CANADIAN
___ EAST EUROPEAN ___ IRISH ___ OTHER

34. HISTORIC CONTEXT(S):

___ COMMERCE ___ INDUSTRY ___ TRANSPORTATION ___ AGRICULTURE ___ MILITARY
___ RELIGION ___ CIVIC AFFAIRS ___ RECREATION ___ HABITATION ___ EDUCATION
___ ART, LIT, SCIENCE ___ SOCIAL

35. COMMENTS/SOURCES: _____

36. HISTORICAL DRAWINGS EXIST: ___ YES [X] NO 37. KIT HOUSE ___ YES [X] NO 38. PATTERN BOOK HOUSE ___ YES [X] NO

ENVIRONMENTAL DATA

39. SITE INTEGRITY: [X] ORIGINAL ___ MOVED DATE MOVED _____

40. SETTING: ___ RURAL/UNDISTURBED ___ RURAL/BUILT UP [X] SMALL TOWN ___ URBAN ___ SUBURBAN

41. QUADRANGLE MAP USED: Bingham

42. UTM NORTHING: 5630852.92523858 43. UTM EASTING: -7779000.18901066

44. FACADE DIRECTION (CIRCLE ONE): N (S) E W NE NW SE SW

=====
MHPC USE ONLY

DATE ENTERED IN INVENTORY: _____ PHOTO FILE #: _____

NR STATUS: ___ L ___ HD ___ E ___ NE ___ ND REVIEWER _____

DATA SOURCE: ___ HPF ___ CLG ___ R&C ___ STAFF ___ STATE SURVEY OTHER _____ LEVEL OF SURVEY: ___ R ___ I

MHPC USE ONLY

[Empty box for inventory number]

INVENTORY NO.

MAINE HISTORIC PRESERVATION COMMISSION Historic Building/Structure Survey Form

1. PROPERTY NAME (HISTORIC): _____

2. PROPERTY NAME (OTHER): _____

3. STREET ADDRESS: 49 Murray Street

4. TOWN: Bingham 5. COUNTY: Somerset

6. DATE RECORDED: 4/7/2021 7. SURVEYOR: Andrade, Melissa

8. OWNER NAME: _____ 9. ADDRESS: _____

10. PRIMARY USE (PRESENT):
- | | | | |
|---|---------------------------------------|--|--------------------------------------|
| <input checked="" type="checkbox"/> SINGLE FAMILY | <input type="checkbox"/> AGRICULTURE | <input type="checkbox"/> COMMERCIAL/TRADE | <input type="checkbox"/> FUNERARY |
| <input type="checkbox"/> MULTI-FAMILY | <input type="checkbox"/> GOVERNMENTAL | <input type="checkbox"/> EDUCATION | <input type="checkbox"/> HEALTH CARE |
| <input type="checkbox"/> INDUSTRY | <input type="checkbox"/> RELIGIOUS | <input type="checkbox"/> HOTEL | <input type="checkbox"/> LANDSCAPE |
| <input type="checkbox"/> TRANSPORTATION | <input type="checkbox"/> DEFENSE | <input type="checkbox"/> SUMMER COTTAGE/CAMP | <input type="checkbox"/> SOCIAL |
| <input type="checkbox"/> RECREATION/CULTURE | <input type="checkbox"/> UNKNOWN | | |
| <input type="checkbox"/> OTHER _____ | | | |

11. CONDITION: GOOD FAIR POOR DESTROYED, DATE _____

ARCHITECTURAL DATA

12. PRIMARY STYLISTIC CATEGORY:
- | | | | |
|---|--|--|--|
| <input type="checkbox"/> GEORGIAN | <input type="checkbox"/> STICK STYLE | <input type="checkbox"/> 19 TH /20 TH C. REVIVAL | <input type="checkbox"/> MODERN/CONTEMPORARY |
| <input type="checkbox"/> FEDERAL | <input type="checkbox"/> QUEEN ANNE | <input type="checkbox"/> COMMERCIAL STYLE | <input type="checkbox"/> MINIMAL TRADITIONAL |
| <input type="checkbox"/> GREEK REVIVAL | <input type="checkbox"/> SHINGLE STYLE | <input type="checkbox"/> CRAFTSMAN | <input type="checkbox"/> RANCH |
| <input type="checkbox"/> GOTHIC REVIVAL | <input type="checkbox"/> ROMANESQUE | <input type="checkbox"/> ART DECO / MODERNE | <input type="checkbox"/> SPLIT LEVEL |
| <input type="checkbox"/> ITALIANATE | <input type="checkbox"/> NEO-CLASSICAL REV | <input type="checkbox"/> INTERNATIONAL | <input checked="" type="checkbox"/> VERNACULAR |
| <input type="checkbox"/> SECOND EMPIRE | <input type="checkbox"/> RENAISSANCE REV | <input type="checkbox"/> OTHER _____ | |

13. SECONDARY STYLISTIC CATEGORY:
- | | | | |
|---|--|--|--|
| <input type="checkbox"/> GEORGIAN | <input type="checkbox"/> STICK STYLE | <input type="checkbox"/> 19 TH /20 TH C. REVIVAL | <input type="checkbox"/> MODERN/CONTEMPORARY |
| <input type="checkbox"/> FEDERAL | <input type="checkbox"/> QUEEN ANNE | <input type="checkbox"/> COMMERCIAL STYLE | <input type="checkbox"/> MINIMAL TRADITIONAL |
| <input type="checkbox"/> GREEK REVIVAL | <input type="checkbox"/> SHINGLE STYLE | <input type="checkbox"/> CRAFTSMAN | <input type="checkbox"/> RANCH |
| <input type="checkbox"/> GOTHIC REVIVAL | <input type="checkbox"/> ROMANESQUE | <input type="checkbox"/> ART DECO / MODERNE | <input type="checkbox"/> SPLIT LEVEL |
| <input type="checkbox"/> ITALIANATE | <input type="checkbox"/> NEO-CLASSICAL REV | <input type="checkbox"/> INTERNATIONAL | <input type="checkbox"/> VERNACULAR |
| <input type="checkbox"/> SECOND EMPIRE | <input type="checkbox"/> RENAISSANCE REV | <input type="checkbox"/> OTHER _____ | |

14. HEIGHT: 1 STORY 1 1/2 STORY 2 STORY 2 1/2 STORY 3 STORY 4 STORY 5 STORY OVER 5 (_____)

15. PRIMARY FACADE WIDTH (MAIN BLOCK; USE GROUND FLOOR): 1 BAY 2 BAY 3 BAY 4 BAY 5 BAY MORE THAN 5 (13 _____)

16. APPENDAGES: SIDE ELL REAR ELL FRONT ADDED STORIES SHED DORMERS PORCH TOWER CUPOLA BAY WINDOW

PHOTOGRAPH:



17. PORCH:

ATTACHED ENGAGED ONE STORY MORE THAN ONE STORY
 FULL WIDTH WRAPAROUND SLEEPING PORCH SECONDARY PORCH

18. PLAN OR FORM

HALL AND PARLOR 1/2 CAPE CAPE CENTRAL HALL 2-STORY DOUBLE PILE
 SIDE HALL BACK HALL IRREGULAR FOURSQUARE BUNGALOW
 MOBILE HOME MODULAR OTHER

19. PRIMARY STRUCTURAL SYSTEM:

TIMBER FRAME BRACED FRAME BRICK STONE BALLOON FRAME
 CONCRETE STEEL LOG PLANK WALL PLATFORM FRAME
 FRAME CONSTRUCTION - TYPE UNKNOWN OTHER

20. CHIMNEY PLACEMENT:

INTERIOR INTERIOR FRONT/REAR CENTER INTERIOR END EXTERIOR
 OTHER

21. ROOF CONFIGURATION:

GABLE SIDE GABLE FRONT HIP MANSARD FLAT
 GAMBREL PARAPET GABLE SHED CROSS GABLE
 COMPOUND OTHER

22. ROOF MATERIAL: WOOD METAL TILE SLATE ASPHALT ASBESTOS

23. EXTERIOR WALL MATERIALS:

CLAPBOARD BRICK FLUSH SHEATHING WOOD SHINGLE STONE
 LOG PRESSED METAL CONCRETE STUCCO ASPHALT
 GRANITE ASBESTOS TERRA COTTA BOARD AND BATTEN ALUMINUM/VINYL
 OTHER

24. FOUNDATION MATERIAL:

FIELDSTONE BRICK WOOD CONCRETE GRANITE ORNAMENTAL CONC. BLOCK
 OTHER

25. OUTBUILDINGS/FEATURES:

CARRIAGE HOUSE FENCE OR WALL CEMETERY BARN (CONNECTED)
 BARN (DETACHED) FORMAL GARDEN LANDSCAPE/PLANT MAT ARCHAEOLOGICAL SITE
 GARAGE OTHER

HISTORICAL DATA

26. DOCUMENTED DATE OF CONSTRUCTION: _____ 27. ESTIMATED DATE OF CONSTRUCTION: 1940

28. DATE MAJOR ADDITIONS/ALTERATIONS: _____

29. ARCHITECT: _____ 30. CONTRACTOR: _____

31. ORIGINAL OWNER: _____

32. SUBSEQUENT SIGNIFICANT OWNER: _____ DATES: _____

33. CULTURAL/ETHNIC AFFILIATION:

ENGLISH FRENCH ACADIAN NATIVE AMERICAN SCOTTISH FRENCH CANADIAN
 EAST EUROPEAN IRISH OTHER

34. HISTORIC CONTEXT(S):

COMMERCE INDUSTRY TRANSPORTATION AGRICULTURE MILITARY
 RELIGION CIVIC AFFAIRS RECREATION HABITATION EDUCATION
 ART, LIT, SCIENCE SOCIAL

35. COMMENTS/SOURCES: _____

36. HISTORICAL DRAWINGS EXIST: YES NO 37. KIT HOUSE YES NO 38. PATTERN BOOK HOUSE YES NO

ENVIRONMENTAL DATA

39. SITE INTEGRITY: ORIGINAL MOVED DATE MOVED _____

40. SETTING: RURAL/UNDISTURBED RURAL/BUILT UP SMALL TOWN URBAN SUBURBAN

41. QUADRANGLE MAP USED: Bingham

42. UTM NORTHING: 5630851.40771125 43. UTM EASTING: -7778731.44092497

44. FACADE DIRECTION (CIRCLE ONE): N S E **(W)** NE NW SE SW

=====
MHPC USE ONLY

DATE ENTERED IN INVENTORY: _____ PHOTO FILE #: _____

NR STATUS: L HD E NE ND REVIEWER _____

DATA SOURCE: HPF CLG R&C STAFF STATE SURVEY OTHER _____ LEVEL OF SURVEY: R I

MHPC USE ONLY

INVENTORY NO.

MAINE HISTORIC PRESERVATION COMMISSION Historic Building/Structure Survey Form

1. PROPERTY NAME (HISTORIC): _____

2. PROPERTY NAME (OTHER): _____

3. STREET ADDRESS: 27 Murray Street

4. TOWN: Bingham 5. COUNTY: Somerset

6. DATE RECORDED: 4/7/2021 7. SURVEYOR: Andrade, Melissa

8. OWNER NAME: _____ 9. ADDRESS: _____

10. PRIMARY USE (PRESENT):
- | | | | |
|---|---------------------------------------|--|--------------------------------------|
| <input checked="" type="checkbox"/> SINGLE FAMILY | <input type="checkbox"/> AGRICULTURE | <input type="checkbox"/> COMMERCIAL/TRADE | <input type="checkbox"/> FUNERARY |
| <input type="checkbox"/> MULTI-FAMILY | <input type="checkbox"/> GOVERNMENTAL | <input type="checkbox"/> EDUCATION | <input type="checkbox"/> HEALTH CARE |
| <input type="checkbox"/> INDUSTRY | <input type="checkbox"/> RELIGIOUS | <input type="checkbox"/> HOTEL | <input type="checkbox"/> LANDSCAPE |
| <input type="checkbox"/> TRANSPORTATION | <input type="checkbox"/> DEFENSE | <input type="checkbox"/> SUMMER COTTAGE/CAMP | <input type="checkbox"/> SOCIAL |
| <input type="checkbox"/> RECREATION/CULTURE | <input type="checkbox"/> UNKNOWN | | |
| <input type="checkbox"/> OTHER _____ | | | |

11. CONDITION: GOOD FAIR POOR DESTROYED, DATE _____

ARCHITECTURAL DATA

12. PRIMARY STYLISTIC CATEGORY:
- | | | | |
|---|--|--|--|
| <input type="checkbox"/> GEORGIAN | <input type="checkbox"/> STICK STYLE | <input type="checkbox"/> 19 TH /20 TH C. REVIVAL | <input type="checkbox"/> MODERN/CONTEMPORARY |
| <input type="checkbox"/> FEDERAL | <input checked="" type="checkbox"/> QUEEN ANNE | <input type="checkbox"/> COMMERCIAL STYLE | <input type="checkbox"/> MINIMAL TRADITIONAL |
| <input type="checkbox"/> GREEK REVIVAL | <input type="checkbox"/> SHINGLE STYLE | <input type="checkbox"/> CRAFTSMAN | <input type="checkbox"/> RANCH |
| <input type="checkbox"/> GOTHIC REVIVAL | <input type="checkbox"/> ROMANESQUE | <input type="checkbox"/> ART DECO / MODERNE | <input type="checkbox"/> SPLIT LEVEL |
| <input type="checkbox"/> ITALIANATE | <input type="checkbox"/> NEO-CLASSICAL REV | <input type="checkbox"/> INTERNATIONAL | <input type="checkbox"/> VERNACULAR |
| <input type="checkbox"/> SECOND EMPIRE | <input type="checkbox"/> RENAISSANCE REV | <input type="checkbox"/> OTHER _____ | |

13. SECONDARY STYLISTIC CATEGORY:
- | | | | |
|---|--|--|--|
| <input type="checkbox"/> GEORGIAN | <input type="checkbox"/> STICK STYLE | <input type="checkbox"/> 19 TH /20 TH C. REVIVAL | <input type="checkbox"/> MODERN/CONTEMPORARY |
| <input type="checkbox"/> FEDERAL | <input type="checkbox"/> QUEEN ANNE | <input type="checkbox"/> COMMERCIAL STYLE | <input type="checkbox"/> MINIMAL TRADITIONAL |
| <input type="checkbox"/> GREEK REVIVAL | <input type="checkbox"/> SHINGLE STYLE | <input type="checkbox"/> CRAFTSMAN | <input type="checkbox"/> RANCH |
| <input type="checkbox"/> GOTHIC REVIVAL | <input type="checkbox"/> ROMANESQUE | <input type="checkbox"/> ART DECO / MODERNE | <input type="checkbox"/> SPLIT LEVEL |
| <input type="checkbox"/> ITALIANATE | <input type="checkbox"/> NEO-CLASSICAL REV | <input type="checkbox"/> INTERNATIONAL | <input type="checkbox"/> VERNACULAR |
| <input type="checkbox"/> SECOND EMPIRE | <input type="checkbox"/> RENAISSANCE REV | <input type="checkbox"/> OTHER _____ | |

14. HEIGHT: 1 STORY 1 1/2 STORY 2 STORY 2 1/2 STORY 3 STORY 4 STORY
 5 STORY OVER 5 (_____)

15. PRIMARY FACADE WIDTH (MAIN BLOCK; USE GROUND FLOOR): 1 BAY 2 BAY 3 BAY 4 BAY 5 BAY MORE THAN 5 (_____)

16. APPENDAGES: SIDE ELL REAR ELL FRONT ADDED STORIES SHED
 DORMERS PORCH TOWER CUPOLA BAY WINDOW

PHOTOGRAPH:



17. PORCH:

ATTACHED ENGAGED ONE STORY MORE THAN ONE STORY
 FULL WIDTH WRAPAROUND SLEEPING PORCH SECONDARY PORCH

18. PLAN OR FORM

HALL AND PARLOR 1/2 CAPE CAPE CENTRAL HALL 2-STORY DOUBLE PILE
 SIDE HALL BACK HALL IRREGULAR FOURSQUARE BUNGALOW
 MOBILE HOME MODULAR OTHER _____

19. PRIMARY STRUCTURAL SYSTEM:

TIMBER FRAME BRACED FRAME BRICK STONE BALLOON FRAME
 CONCRETE STEEL LOG PLANK WALL PLATFORM FRAME
 FRAME CONSTRUCTION - TYPE UNKNOWN OTHER _____

20. CHIMNEY PLACEMENT:

INTERIOR INTERIOR FRONT/REAR CENTER INTERIOR END EXTERIOR
 OTHER _____

21. ROOF CONFIGURATION:

GABLE SIDE GABLE FRONT HIP MANSARD FLAT
 GAMBREL PARAPET GABLE SHED CROSS GABLE
 COMPOUND OTHER _____

22. ROOF MATERIAL: WOOD METAL TILE SLATE ASPHALT ASBESTOS

23. EXTERIOR WALL MATERIALS:

CLAPBOARD BRICK FLUSH SHEATHING WOOD SHINGLE STONE
 LOG PRESSED METAL CONCRETE STUCCO ASPHALT
 GRANITE ASBESTOS TERRA COTTA BOARD AND BATTEN ALUMINUM/VINYL
 OTHER _____

24. FOUNDATION MATERIAL:

FIELDSTONE BRICK WOOD CONCRETE GRANITE ORNAMENTAL CONC. BLOCK
 OTHER _____

25. OUTBUILDINGS/FEATURES:

CARRIAGE HOUSE FENCE OR WALL CEMETERY BARN (CONNECTED)
 BARN (DETACHED) FORMAL GARDEN LANDSCAPE/PLANT MAT ARCHAEOLOGICAL SITE
 GARAGE OTHER _____

HISTORICAL DATA

26. DOCUMENTED DATE OF CONSTRUCTION: _____ 27. ESTIMATED DATE OF CONSTRUCTION: 1890

28. DATE MAJOR ADDITIONS/ALTERATIONS: _____

29. ARCHITECT: _____ 30. CONTRACTOR: _____

31. ORIGINAL OWNER: _____

32. SUBSEQUENT SIGNIFICANT OWNER: _____ DATES: _____

33. CULTURAL/ETHNIC AFFILIATION:

ENGLISH FRENCH ACADIAN NATIVE AMERICAN SCOTTISH FRENCH CANADIAN
 EAST EUROPEAN IRISH OTHER _____

34. HISTORIC CONTEXT(S):

COMMERCE INDUSTRY TRANSPORTATION AGRICULTURE MILITARY
 RELIGION CIVIC AFFAIRS RECREATION HABITATION EDUCATION
 ART, LIT, SCIENCE SOCIAL

35. COMMENTS/SOURCES: _____

36. HISTORICAL DRAWINGS EXIST: YES NO 37. KIT HOUSE YES NO 38. PATTERN BOOK HOUSE YES NO

ENVIRONMENTAL DATA

39. SITE INTEGRITY: ORIGINAL MOVED DATE MOVED _____

40. SETTING: RURAL/UNDISTURBED RURAL/BUILT UP SMALL TOWN URBAN SUBURBAN

41. QUADRANGLE MAP USED: Bingham

42. UTM NORTHING: 5630805.22302282 43. UTM EASTING: -7778958.42489396

44. FACADE DIRECTION (CIRCLE ONE): N S E W NE NW SE SW

=====

MHPC USE ONLY

DATE ENTERED IN INVENTORY: _____ PHOTO FILE #: _____

NR STATUS: L HD E NE ND REVIEWER _____

DATA SOURCE: HPF CLG R&C STAFF STATE SURVEY OTHER _____ LEVEL OF SURVEY: R I

MHPC USE ONLY

INVENTORY NO.

MAINE HISTORIC PRESERVATION COMMISSION Historic Building/Structure Survey Form

1. PROPERTY NAME (HISTORIC): _____
2. PROPERTY NAME (OTHER): _____
3. STREET ADDRESS: 36 Murray Street
4. TOWN: Bingham 5. COUNTY: Somerset
6. DATE RECORDED: 4/7/2021 7. SURVEYOR: Andrade, Melissa
8. OWNER NAME: _____ 9. ADDRESS: _____

10. PRIMARY USE (PRESENT):
- | | | | |
|---|---------------------------------------|--|--------------------------------------|
| <input checked="" type="checkbox"/> SINGLE FAMILY | <input type="checkbox"/> AGRICULTURE | <input type="checkbox"/> COMMERCIAL/TRADE | <input type="checkbox"/> FUNERARY |
| <input type="checkbox"/> MULTI-FAMILY | <input type="checkbox"/> GOVERNMENTAL | <input type="checkbox"/> EDUCATION | <input type="checkbox"/> HEALTH CARE |
| <input type="checkbox"/> INDUSTRY | <input type="checkbox"/> RELIGIOUS | <input type="checkbox"/> HOTEL | <input type="checkbox"/> LANDSCAPE |
| <input type="checkbox"/> TRANSPORTATION | <input type="checkbox"/> DEFENSE | <input type="checkbox"/> SUMMER COTTAGE/CAMP | <input type="checkbox"/> SOCIAL |
| <input type="checkbox"/> RECREATION/CULTURE | <input type="checkbox"/> UNKNOWN | | |
| <input type="checkbox"/> OTHER _____ | | | |

11. CONDITION: GOOD FAIR POOR DESTROYED, DATE _____

ARCHITECTURAL DATA

12. PRIMARY STYLISTIC CATEGORY:
- | | | | |
|---|--|--|--|
| <input type="checkbox"/> GEORGIAN | <input type="checkbox"/> STICK STYLE | <input type="checkbox"/> 19 TH /20 TH C. REVIVAL | <input type="checkbox"/> MODERN/CONTEMPORARY |
| <input type="checkbox"/> FEDERAL | <input type="checkbox"/> QUEEN ANNE | <input type="checkbox"/> COMMERCIAL STYLE | <input type="checkbox"/> MINIMAL TRADITIONAL |
| <input type="checkbox"/> GREEK REVIVAL | <input type="checkbox"/> SHINGLE STYLE | <input type="checkbox"/> CRAFTSMAN | <input type="checkbox"/> RANCH |
| <input type="checkbox"/> GOTHIC REVIVAL | <input type="checkbox"/> ROMANESQUE | <input type="checkbox"/> ART DECO / MODERNE | <input type="checkbox"/> SPLIT LEVEL |
| <input type="checkbox"/> ITALIANATE | <input type="checkbox"/> NEO-CLASSICAL REV | <input type="checkbox"/> INTERNATIONAL | <input checked="" type="checkbox"/> VERNACULAR |
| <input type="checkbox"/> SECOND EMPIRE | <input type="checkbox"/> RENAISSANCE REV | <input type="checkbox"/> OTHER _____ | |

13. SECONDARY STYLISTIC CATEGORY:
- | | | | |
|---|--|--|--|
| <input type="checkbox"/> GEORGIAN | <input type="checkbox"/> STICK STYLE | <input type="checkbox"/> 19 TH /20 TH C. REVIVAL | <input type="checkbox"/> MODERN/CONTEMPORARY |
| <input type="checkbox"/> FEDERAL | <input type="checkbox"/> QUEEN ANNE | <input type="checkbox"/> COMMERCIAL STYLE | <input type="checkbox"/> MINIMAL TRADITIONAL |
| <input type="checkbox"/> GREEK REVIVAL | <input type="checkbox"/> SHINGLE STYLE | <input type="checkbox"/> CRAFTSMAN | <input type="checkbox"/> RANCH |
| <input type="checkbox"/> GOTHIC REVIVAL | <input type="checkbox"/> ROMANESQUE | <input type="checkbox"/> ART DECO / MODERNE | <input type="checkbox"/> SPLIT LEVEL |
| <input type="checkbox"/> ITALIANATE | <input type="checkbox"/> NEO-CLASSICAL REV | <input type="checkbox"/> INTERNATIONAL | <input type="checkbox"/> VERNACULAR |
| <input type="checkbox"/> SECOND EMPIRE | <input type="checkbox"/> RENAISSANCE REV | <input type="checkbox"/> OTHER _____ | |

14. HEIGHT: 1 STORY 1 1/2 STORY 2 STORY 2 1/2 STORY 3 STORY 4 STORY
- 5 STORY OVER 5 (_____)

15. PRIMARY FACADE WIDTH (MAIN BLOCK; USE GROUND FLOOR):
- 1 BAY 2 BAY 3 BAY 4 BAY 5 BAY MORE THAN 5 (_____)

16. APPENDAGES: SIDE ELL REAR ELL FRONT ADDED STORIES SHED
- DORMERS PORCH TOWER CUPOLA BAY WINDOW

PHOTOGRAPH:



17. PORCH:

ATTACHED ENGAGED ONE STORY MORE THAN ONE STORY
 FULL WIDTH WRAPAROUND SLEEPING PORCH SECONDARY PORCH

18. PLAN OR FORM

HALL AND PARLOR 1/2 CAPE CAPE CENTRAL HALL 2-STORY DOUBLE PILE
 SIDE HALL BACK HALL IRREGULAR FOURSQUARE BUNGALOW
 MOBILE HOME MODULAR OTHER _____

19. PRIMARY STRUCTURAL SYSTEM:

TIMBER FRAME BRACED FRAME BRICK STONE BALLOON FRAME
 CONCRETE STEEL LOG PLANK WALL PLATFORM FRAME
 FRAME CONSTRUCTION - TYPE UNKNOWN OTHER _____

20. CHIMNEY PLACEMENT:

INTERIOR INTERIOR FRONT/REAR CENTER INTERIOR END EXTERIOR
 OTHER _____

21. ROOF CONFIGURATION:

GABLE SIDE GABLE FRONT HIP MANSARD FLAT
 GAMBREL PARAPET GABLE SHED CROSS GABLE
 COMPOUND OTHER _____

22. ROOF MATERIAL: WOOD METAL TILE SLATE ASPHALT ASBESTOS

23. EXTERIOR WALL MATERIALS:

CLAPBOARD BRICK FLUSH SHEATHING WOOD SHINGLE STONE
 LOG PRESSED METAL CONCRETE STUCCO ASPHALT
 GRANITE ASBESTOS TERRA COTTA BOARD AND BATTEN ALUMINUM/VINYL
 OTHER _____

24. FOUNDATION MATERIAL:

FIELDSTONE BRICK WOOD CONCRETE GRANITE ORNAMENTAL CONC. BLOCK
 OTHER _____

25. OUTBUILDINGS/FEATURES:

CARRIAGE HOUSE FENCE OR WALL CEMETERY BARN (CONNECTED)
 BARN (DETACHED) FORMAL GARDEN LANDSCAPE/PLANT MAT ARCHAEOLOGICAL SITE
 GARAGE OTHER _____

HISTORICAL DATA

26. DOCUMENTED DATE OF CONSTRUCTION: _____ 27. ESTIMATED DATE OF CONSTRUCTION: 1920

28. DATE MAJOR ADDITIONS/ALTERATIONS: _____

29. ARCHITECT: _____ 30. CONTRACTOR: _____

31. ORIGINAL OWNER: _____

32. SUBSEQUENT SIGNIFICANT OWNER: _____ DATES: _____

33. CULTURAL/ETHNIC AFFILIATION:

ENGLISH FRENCH ACADIAN NATIVE AMERICAN SCOTTISH FRENCH CANADIAN
 EAST EUROPEAN IRISH OTHER _____

34. HISTORIC CONTEXT(S):

COMMERCE INDUSTRY TRANSPORTATION AGRICULTURE MILITARY
 RELIGION CIVIC AFFAIRS RECREATION HABITATION EDUCATION
 ART, LIT, SCIENCE SOCIAL

35. COMMENTS/SOURCES: _____

36. HISTORICAL DRAWINGS EXIST: YES NO 37. KIT HOUSE YES NO 38. PATTERN BOOK HOUSE YES NO

ENVIRONMENTAL DATA

39. SITE INTEGRITY: ORIGINAL MOVED DATE MOVED _____

40. SETTING: RURAL/UNDISTURBED RURAL/BUILT UP SMALL TOWN URBAN SUBURBAN

41. QUADRANGLE MAP USED: Bingham

42. UTM NORTHING: 5630870.07029125 43. UTM EASTING: -7778876.99466929

44. FACADE DIRECTION (CIRCLE ONE): N (S) E W NE NW SE SW

=====

MHPC USE ONLY

DATE ENTERED IN INVENTORY: _____ PHOTO FILE #: _____

NR STATUS: L HD E NE ND REVIEWER _____

DATA SOURCE: HPF CLG R&C STAFF STATE SURVEY OTHER _____ LEVEL OF SURVEY: R I

17. PORCH:

ATTACHED ENGAGED ONE STORY MORE THAN ONE STORY
 FULL WIDTH WRAPAROUND SLEEPING PORCH SECONDARY PORCH

18. PLAN OR FORM

HALL AND PARLOR 1/2 CAPE CAPE CENTRAL HALL 2-STORY DOUBLE PILE
 SIDE HALL BACK HALL IRREGULAR FOURSQUARE BUNGALOW
 MOBILE HOME MODULAR OTHER _____

19. PRIMARY STRUCTURAL SYSTEM:

TIMBER FRAME BRACED FRAME BRICK STONE BALLOON FRAME
 CONCRETE STEEL LOG PLANK WALL PLATFORM FRAME
 FRAME CONSTRUCTION - TYPE UNKNOWN OTHER _____

20. CHIMNEY PLACEMENT:

INTERIOR INTERIOR FRONT/REAR CENTER INTERIOR END EXTERIOR
 OTHER _____

21. ROOF CONFIGURATION:

GABLE SIDE GABLE FRONT HIP MANSARD FLAT
 GAMBREL PARAPET GABLE SHED CROSS GABLE
 COMPOUND OTHER _____

22. ROOF MATERIAL: WOOD METAL TILE SLATE ASPHALT ASBESTOS

23. EXTERIOR WALL MATERIALS:

CLAPBOARD BRICK FLUSH SHEATHING WOOD SHINGLE STONE
 LOG PRESSED METAL CONCRETE STUCCO ASPHALT
 GRANITE ASBESTOS TERRA COTTA BOARD AND BATTEN ALUMINUM/VINYL
 OTHER _____

24. FOUNDATION MATERIAL:

FIELDSTONE BRICK WOOD CONCRETE GRANITE ORNAMENTAL CONC. BLOCK
 OTHER _____

25. OUTBUILDINGS/FEATURES:

CARRIAGE HOUSE FENCE OR WALL CEMETERY BARN (CONNECTED)
 BARN (DETACHED) FORMAL GARDEN LANDSCAPE/PLANT MAT ARCHAEOLOGICAL SITE
 GARAGE OTHER _____

HISTORICAL DATA

26. DOCUMENTED DATE OF CONSTRUCTION: _____ 27. ESTIMATED DATE OF CONSTRUCTION: 1900

28. DATE MAJOR ADDITIONS/ALTERATIONS: _____

29. ARCHITECT: _____ 30. CONTRACTOR: _____

31. ORIGINAL OWNER: _____

32. SUBSEQUENT SIGNIFICANT OWNER: _____ DATES: _____

33. CULTURAL/ETHNIC AFFILIATION:

ENGLISH FRENCH ACADIAN NATIVE AMERICAN SCOTTISH FRENCH CANADIAN
 EAST EUROPEAN IRISH OTHER _____

34. HISTORIC CONTEXT(S):

COMMERCE INDUSTRY TRANSPORTATION AGRICULTURE MILITARY
 RELIGION CIVIC AFFAIRS RECREATION HABITATION EDUCATION
 ART, LIT, SCIENCE SOCIAL

35. COMMENTS/SOURCES: _____

36. HISTORICAL DRAWINGS EXIST: YES NO 37. KIT HOUSE YES NO 38. PATTERN BOOK HOUSE YES NO

ENVIRONMENTAL DATA

39. SITE INTEGRITY: ORIGINAL MOVED DATE MOVED _____

40. SETTING: RURAL/UNDISTURBED RURAL/BUILT UP SMALL TOWN URBAN SUBURBAN

41. QUADRANGLE MAP USED: Mahoney Hill

42. UTM NORTHING: 5631018.5494368 43. UTM EASTING: -7778175.68266542

44. FACADE DIRECTION (CIRCLE ONE): N (S) E W NE NW SE SW

=====

MHPC USE ONLY

DATE ENTERED IN INVENTORY: _____ PHOTO FILE #: _____

NR STATUS: L HD E NE ND REVIEWER _____

DATA SOURCE: HPF CLG R&C STAFF STATE SURVEY OTHER _____ LEVEL OF SURVEY: R I

17. PORCH:

ATTACHED ENGAGED ONE STORY MORE THAN ONE STORY
 FULL WIDTH WRAPAROUND SLEEPING PORCH SECONDARY PORCH

18. PLAN OR FORM

HALL AND PARLOR 1/2 CAPE CAPE CENTRAL HALL 2-STORY DOUBLE PILE
 SIDE HALL BACK HALL IRREGULAR FOURSQUARE BUNGALOW
 MOBILE HOME MODULAR OTHER _____

19. PRIMARY STRUCTURAL SYSTEM:

TIMBER FRAME BRACED FRAME BRICK STONE BALLOON FRAME
 CONCRETE STEEL LOG PLANK WALL PLATFORM FRAME
 FRAME CONSTRUCTION - TYPE UNKNOWN OTHER _____

20. CHIMNEY PLACEMENT:

INTERIOR INTERIOR FRONT/REAR CENTER INTERIOR END EXTERIOR
 OTHER _____

21. ROOF CONFIGURATION:

GABLE SIDE GABLE FRONT HIP MANSARD FLAT
 GAMBREL PARAPET GABLE SHED CROSS GABLE
 COMPOUND OTHER _____

22. ROOF MATERIAL: WOOD METAL TILE SLATE ASPHALT ASBESTOS

23. EXTERIOR WALL MATERIALS:

CLAPBOARD BRICK FLUSH SHEATHING WOOD SHINGLE STONE
 LOG PRESSED METAL CONCRETE STUCCO ASPHALT
 GRANITE ASBESTOS TERRA COTTA BOARD AND BATTEN ALUMINUM/VINYL
 OTHER _____

24. FOUNDATION MATERIAL:

FIELDSTONE BRICK WOOD CONCRETE GRANITE ORNAMENTAL CONC. BLOCK
 OTHER _____

25. OUTBUILDINGS/FEATURES:

CARRIAGE HOUSE FENCE OR WALL CEMETERY BARN (CONNECTED)
 BARN (DETACHED) FORMAL GARDEN LANDSCAPE/PLANT MAT ARCHAEOLOGICAL SITE
 GARAGE OTHER _____

HISTORICAL DATA

26. DOCUMENTED DATE OF CONSTRUCTION: _____ 27. ESTIMATED DATE OF CONSTRUCTION: 1900

28. DATE MAJOR ADDITIONS/ALTERATIONS: _____

29. ARCHITECT: _____ 30. CONTRACTOR: _____

31. ORIGINAL OWNER: _____

32. SUBSEQUENT SIGNIFICANT OWNER: _____ DATES: _____

33. CULTURAL/ETHNIC AFFILIATION:

ENGLISH FRENCH ACADIAN NATIVE AMERICAN SCOTTISH FRENCH CANADIAN
 EAST EUROPEAN IRISH OTHER _____

34. HISTORIC CONTEXT(S):

COMMERCE INDUSTRY TRANSPORTATION AGRICULTURE MILITARY
 RELIGION CIVIC AFFAIRS RECREATION HABITATION EDUCATION
 ART, LIT, SCIENCE SOCIAL

35. COMMENTS/SOURCES: _____

36. HISTORICAL DRAWINGS EXIST: YES NO 37. KIT HOUSE YES NO 38. PATTERN BOOK HOUSE YES NO

ENVIRONMENTAL DATA

39. SITE INTEGRITY: ORIGINAL MOVED DATE MOVED _____

40. SETTING: RURAL/UNDISTURBED RURAL/BUILT UP SMALL TOWN URBAN SUBURBAN

41. QUADRANGLE MAP USED: Bingham

42. UTM NORTHING: 5630649.55642578 43. UTM EASTING: -7779269.13571082

44. FACADE DIRECTION (CIRCLE ONE): N S E NE NW SE SW

=====

MHPC USE ONLY

DATE ENTERED IN INVENTORY: _____ PHOTO FILE #: _____

NR STATUS: L HD E NE ND REVIEWER _____

DATA SOURCE: HPF CLG R&C STAFF STATE SURVEY OTHER _____ LEVEL OF SURVEY: R I

MHPC USE ONLY

INVENTORY NO.

MAINE HISTORIC PRESERVATION COMMISSION Historic Building/Structure Survey Form

1. PROPERTY NAME (HISTORIC): _____
2. PROPERTY NAME (OTHER): 042-0129
3. STREET ADDRESS: 324 Main Street/ Route 201
4. TOWN: Bingham 5. COUNTY: Somerset
6. DATE RECORDED: 4/7/2021 7. SURVEYOR: Andrade, Melissa
8. OWNER NAME: _____ 9. ADDRESS: _____

10. PRIMARY USE (PRESENT):
- | | | | |
|---|---------------------------------------|--|--------------------------------------|
| <input type="checkbox"/> SINGLE FAMILY | <input type="checkbox"/> AGRICULTURE | <input checked="" type="checkbox"/> COMMERCIAL/TRADE | <input type="checkbox"/> FUNERARY |
| <input type="checkbox"/> MULTI-FAMILY | <input type="checkbox"/> GOVERNMENTAL | <input type="checkbox"/> EDUCATION | <input type="checkbox"/> HEALTH CARE |
| <input type="checkbox"/> INDUSTRY | <input type="checkbox"/> RELIGIOUS | <input type="checkbox"/> HOTEL | <input type="checkbox"/> LANDSCAPE |
| <input type="checkbox"/> TRANSPORTATION | <input type="checkbox"/> DEFENSE | <input type="checkbox"/> SUMMER COTTAGE/CAMP | <input type="checkbox"/> SOCIAL |
| <input type="checkbox"/> RECREATION/CULTURE | <input type="checkbox"/> UNKNOWN | | |
| <input type="checkbox"/> OTHER _____ | | | |

11. CONDITION: GOOD FAIR POOR DESTROYED, DATE _____

ARCHITECTURAL DATA

12. PRIMARY STYLISTIC CATEGORY:
- | | | | |
|---|--|--|--|
| <input type="checkbox"/> GEORGIAN | <input type="checkbox"/> STICK STYLE | <input type="checkbox"/> 19 TH /20 TH C. REVIVAL | <input type="checkbox"/> MODERN/CONTEMPORARY |
| <input type="checkbox"/> FEDERAL | <input type="checkbox"/> QUEEN ANNE | <input type="checkbox"/> COMMERCIAL STYLE | <input type="checkbox"/> MINIMAL TRADITIONAL |
| <input type="checkbox"/> GREEK REVIVAL | <input type="checkbox"/> SHINGLE STYLE | <input type="checkbox"/> CRAFTSMAN | <input type="checkbox"/> RANCH |
| <input type="checkbox"/> GOTHIC REVIVAL | <input type="checkbox"/> ROMANESQUE | <input type="checkbox"/> ART DECO / MODERNE | <input type="checkbox"/> SPLIT LEVEL |
| <input type="checkbox"/> ITALIANATE | <input type="checkbox"/> NEO-CLASSICAL REV | <input type="checkbox"/> INTERNATIONAL | <input checked="" type="checkbox"/> VERNACULAR |
| <input type="checkbox"/> SECOND EMPIRE | <input type="checkbox"/> RENAISSANCE REV | <input type="checkbox"/> OTHER _____ | |

13. SECONDARY STYLISTIC CATEGORY:
- | | | | |
|---|--|--|--|
| <input type="checkbox"/> GEORGIAN | <input type="checkbox"/> STICK STYLE | <input type="checkbox"/> 19 TH /20 TH C. REVIVAL | <input type="checkbox"/> MODERN/CONTEMPORARY |
| <input type="checkbox"/> FEDERAL | <input type="checkbox"/> QUEEN ANNE | <input type="checkbox"/> COMMERCIAL STYLE | <input type="checkbox"/> MINIMAL TRADITIONAL |
| <input type="checkbox"/> GREEK REVIVAL | <input type="checkbox"/> SHINGLE STYLE | <input type="checkbox"/> CRAFTSMAN | <input type="checkbox"/> RANCH |
| <input type="checkbox"/> GOTHIC REVIVAL | <input type="checkbox"/> ROMANESQUE | <input type="checkbox"/> ART DECO / MODERNE | <input type="checkbox"/> SPLIT LEVEL |
| <input type="checkbox"/> ITALIANATE | <input type="checkbox"/> NEO-CLASSICAL REV | <input type="checkbox"/> INTERNATIONAL | <input checked="" type="checkbox"/> VERNACULAR |
| <input type="checkbox"/> SECOND EMPIRE | <input type="checkbox"/> RENAISSANCE REV | <input type="checkbox"/> OTHER _____ | |

14. HEIGHT: 1 STORY 1 1/2 STORY 2 STORY 2 1/2 STORY 3 STORY 4 STORY
- 5 STORY OVER 5 (_____)

15. PRIMARY FACADE WIDTH (MAIN BLOCK; USE GROUND FLOOR):
- 1 BAY 2 BAY 3 BAY 4 BAY 5 BAY MORE THAN 5 (6 _____)

16. APPENDAGES: SIDE ELL REAR ELL FRONT ADDED STORIES SHED
- DORMERS PORCH TOWER CUPOLA BAY WINDOW

PHOTOGRAPH:



17. PORCH:

- ATTACHED ENGAGED ONE STORY MORE THAN ONE STORY
- FULL WIDTH WRAPAROUND SLEEPING PORCH SECONDARY PORCH

18. PLAN OR FORM

- HALL AND PARLOR 1/2 CAPE CAPE CENTRAL HALL 2-STORY DOUBLE PILE
- SIDE HALL BACK HALL IRREGULAR FOURSQUARE BUNGALOW
- MOBILE HOME MODULAR OTHER TWO-PART COMMERCIAL

19. PRIMARY STRUCTURAL SYSTEM:

- TIMBER FRAME BRACED FRAME BRICK STONE BALLOON FRAME
- CONCRETE STEEL LOG PLANK WALL PLATFORM FRAME
- FRAME CONSTRUCTION - TYPE UNKNOWN OTHER

20. CHIMNEY PLACEMENT:

- INTERIOR INTERIOR FRONT/REAR CENTER INTERIOR END EXTERIOR
- OTHER

21. ROOF CONFIGURATION:

- GABLE SIDE GABLE FRONT HIP MANSARD FLAT
- GAMBREL PARAPET GABLE SHED CROSS GABLE
- COMPOUND OTHER

22. ROOF MATERIAL: WOOD METAL TILE SLATE ASPHALT ASBESTOS

23. EXTERIOR WALL MATERIALS:

- CLAPBOARD BRICK FLUSH SHEATHING WOOD SHINGLE STONE
- LOG PRESSED METAL CONCRETE STUCCO ASPHALT
- GRANITE ASBESTOS TERRA COTTA BOARD AND BATTEN ALUMINUM/VINYL
- OTHER

24. FOUNDATION MATERIAL:

- FIELDSTONE BRICK WOOD CONCRETE GRANITE ORNAMENTAL CONC. BLOCK
- OTHER not visible

25. OUTBUILDINGS/FEATURES:

- CARRIAGE HOUSE FENCE OR WALL CEMETERY BARN (CONNECTED)
- BARN (DETACHED) FORMAL GARDEN LANDSCAPE/PLANT MAT ARCHAEOLOGICAL SITE
- GARAGE OTHER

HISTORICAL DATA

26. DOCUMENTED DATE OF CONSTRUCTION: _____ 27. ESTIMATED DATE OF CONSTRUCTION: 1900

28. DATE MAJOR ADDITIONS/ALTERATIONS: _____

29. ARCHITECT: _____ 30. CONTRACTOR: _____

31. ORIGINAL OWNER: _____

32. SUBSEQUENT SIGNIFICANT OWNER: _____ DATES: _____

33. CULTURAL/ETHNIC AFFILIATION:

- ENGLISH FRENCH ACADIAN NATIVE AMERICAN SCOTTISH FRENCH CANADIAN
- EAST EUROPEAN IRISH OTHER

34. HISTORIC CONTEXT(S):

- COMMERCE INDUSTRY TRANSPORTATION AGRICULTURE MILITARY
- RELIGION CIVIC AFFAIRS RECREATION HABITATION EDUCATION
- ART, LIT, SCIENCE SOCIAL

35. COMMENTS/SOURCES: _____

36. HISTORICAL DRAWINGS EXIST: YES NO 37. KIT HOUSE YES NO 38. PATTERN BOOK HOUSE YES NO

ENVIRONMENTAL DATA

39. SITE INTEGRITY: ORIGINAL MOVED DATE MOVED _____

40. SETTING: RURAL/UNDISTURBED RURAL/BUILT UP SMALL TOWN URBAN SUBURBAN

41. QUADRANGLE MAP USED: Bingham

42. UTM NORTHING: 5630762.98738489

43. UTM EASTING: -7779295.71471686

44. FACADE DIRECTION (CIRCLE ONE): N S **(E)** W NE NW SE SW

=====

MHPC USE ONLY

DATE ENTERED IN INVENTORY: _____ PHOTO FILE #: _____

NR STATUS: L HD E NE ND REVIEWER _____

DATA SOURCE: HPF CLG R&C STAFF STATE SURVEY OTHER _____ LEVEL OF SURVEY: R I

MHPC USE ONLY

INVENTORY NO.

MAINE HISTORIC PRESERVATION COMMISSION Historic Building/Structure Survey Form

1. PROPERTY NAME (HISTORIC): _____
2. PROPERTY NAME (OTHER): 042-0128
3. STREET ADDRESS: 322 Main Street/ Route 201
4. TOWN: Bingham 5. COUNTY: Somerset
6. DATE RECORDED: 4/7/2021 7. SURVEYOR: Andrade, Melissa
8. OWNER NAME: _____ 9. ADDRESS: _____

10. PRIMARY USE (PRESENT):
- | | | | |
|---|---------------------------------------|--|--------------------------------------|
| <input type="checkbox"/> SINGLE FAMILY | <input type="checkbox"/> AGRICULTURE | <input type="checkbox"/> COMMERCIAL/TRADE | <input type="checkbox"/> FUNERARY |
| <input type="checkbox"/> MULTI-FAMILY | <input type="checkbox"/> GOVERNMENTAL | <input type="checkbox"/> EDUCATION | <input type="checkbox"/> HEALTH CARE |
| <input type="checkbox"/> INDUSTRY | <input type="checkbox"/> RELIGIOUS | <input type="checkbox"/> HOTEL | <input type="checkbox"/> LANDSCAPE |
| <input type="checkbox"/> TRANSPORTATION | <input type="checkbox"/> DEFENSE | <input type="checkbox"/> SUMMER COTTAGE/CAMP | <input type="checkbox"/> SOCIAL |
| <input type="checkbox"/> RECREATION/CULTURE | <input type="checkbox"/> UNKNOWN | | |
| <input checked="" type="checkbox"/> OTHER <u>Vacant</u> | | | |

11. CONDITION: GOOD FAIR POOR DESTROYED, DATE _____

ARCHITECTURAL DATA

12. PRIMARY STYLISTIC CATEGORY:
- | | | | |
|---|--|--|--|
| <input type="checkbox"/> GEORGIAN | <input type="checkbox"/> STICK STYLE | <input type="checkbox"/> 19 TH /20 TH C. REVIVAL | <input type="checkbox"/> MODERN/CONTEMPORARY |
| <input type="checkbox"/> FEDERAL | <input type="checkbox"/> QUEEN ANNE | <input type="checkbox"/> COMMERCIAL STYLE | <input type="checkbox"/> MINIMAL TRADITIONAL |
| <input type="checkbox"/> GREEK REVIVAL | <input type="checkbox"/> SHINGLE STYLE | <input type="checkbox"/> CRAFTSMAN | <input type="checkbox"/> RANCH |
| <input type="checkbox"/> GOTHIC REVIVAL | <input type="checkbox"/> ROMANESQUE | <input type="checkbox"/> ART DECO / MODERNE | <input type="checkbox"/> SPLIT LEVEL |
| <input type="checkbox"/> ITALIANATE | <input type="checkbox"/> NEO-CLASSICAL REV | <input type="checkbox"/> INTERNATIONAL | <input checked="" type="checkbox"/> VERNACULAR |
| <input type="checkbox"/> SECOND EMPIRE | <input type="checkbox"/> RENAISSANCE REV | <input type="checkbox"/> OTHER _____ | |

13. SECONDARY STYLISTIC CATEGORY:
- | | | | |
|---|--|--|--|
| <input type="checkbox"/> GEORGIAN | <input type="checkbox"/> STICK STYLE | <input type="checkbox"/> 19 TH /20 TH C. REVIVAL | <input type="checkbox"/> MODERN/CONTEMPORARY |
| <input type="checkbox"/> FEDERAL | <input type="checkbox"/> QUEEN ANNE | <input type="checkbox"/> COMMERCIAL STYLE | <input type="checkbox"/> MINIMAL TRADITIONAL |
| <input type="checkbox"/> GREEK REVIVAL | <input type="checkbox"/> SHINGLE STYLE | <input type="checkbox"/> CRAFTSMAN | <input type="checkbox"/> RANCH |
| <input type="checkbox"/> GOTHIC REVIVAL | <input type="checkbox"/> ROMANESQUE | <input type="checkbox"/> ART DECO / MODERNE | <input type="checkbox"/> SPLIT LEVEL |
| <input type="checkbox"/> ITALIANATE | <input type="checkbox"/> NEO-CLASSICAL REV | <input type="checkbox"/> INTERNATIONAL | <input type="checkbox"/> VERNACULAR |
| <input type="checkbox"/> SECOND EMPIRE | <input type="checkbox"/> RENAISSANCE REV | <input type="checkbox"/> OTHER _____ | |

14. HEIGHT: 1 STORY 1 1/2 STORY 2 STORY 2 1/2 STORY 3 STORY 4 STORY
- 5 STORY OVER 5 (_____)

15. PRIMARY FACADE WIDTH (MAIN BLOCK; USE GROUND FLOOR):
- 1 BAY 2 BAY 3 BAY 4 BAY 5 BAY MORE THAN 5 (_____)

16. APPENDAGES: SIDE ELL REAR ELL FRONT ADDED STORIES SHED
- DORMERS PORCH TOWER CUPOLA BAY WINDOW

PHOTOGRAPH:



17. PORCH:

ATTACHED ENGAGED ONE STORY MORE THAN ONE STORY
 FULL WIDTH WRAPAROUND SLEEPING PORCH SECONDARY PORCH

18. PLAN OR FORM

HALL AND PARLOR 1/2 CAPE CAPE CENTRAL HALL 2-STORY DOUBLE PILE
 SIDE HALL BACK HALL IRREGULAR FOURSQUARE BUNGALOW
 MOBILE HOME MODULAR OTHER _____

19. PRIMARY STRUCTURAL SYSTEM:

TIMBER FRAME BRACED FRAME BRICK STONE BALLOON FRAME
 CONCRETE STEEL LOG PLANK WALL PLATFORM FRAME
 FRAME CONSTRUCTION - TYPE UNKNOWN OTHER _____

20. CHIMNEY PLACEMENT:

INTERIOR INTERIOR FRONT/REAR CENTER INTERIOR END EXTERIOR
 OTHER _____

21. ROOF CONFIGURATION:

GABLE SIDE GABLE FRONT HIP MANSARD FLAT
 GAMBREL PARAPET GABLE SHED CROSS GABLE
 COMPOUND OTHER _____

22. ROOF MATERIAL: WOOD METAL TILE SLATE ASPHALT ASBESTOS

23. EXTERIOR WALL MATERIALS:

CLAPBOARD BRICK FLUSH SHEATHING WOOD SHINGLE STONE
 LOG PRESSED METAL CONCRETE STUCCO ASPHALT
 GRANITE ASBESTOS TERRA COTTA BOARD AND BATTEN ALUMINUM/VINYL
 OTHER _____

24. FOUNDATION MATERIAL:

FIELDSTONE BRICK WOOD CONCRETE GRANITE ORNAMENTAL CONC. BLOCK
 OTHER _____

25. OUTBUILDINGS/FEATURES:

CARRIAGE HOUSE FENCE OR WALL CEMETERY BARN (CONNECTED)
 BARN (DETACHED) FORMAL GARDEN LANDSCAPE/PLANT MAT ARCHAEOLOGICAL SITE
 GARAGE OTHER non-historic garage _____

HISTORICAL DATA

26. DOCUMENTED DATE OF CONSTRUCTION: _____ 27. ESTIMATED DATE OF CONSTRUCTION: 1910

28. DATE MAJOR ADDITIONS/ALTERATIONS: _____

29. ARCHITECT: _____ 30. CONTRACTOR: _____

31. ORIGINAL OWNER: _____

32. SUBSEQUENT SIGNIFICANT OWNER: _____ DATES: _____

33. CULTURAL/ETHNIC AFFILIATION:

ENGLISH FRENCH ACADIAN NATIVE AMERICAN SCOTTISH FRENCH CANADIAN
 EAST EUROPEAN IRISH OTHER _____

34. HISTORIC CONTEXT(S):

COMMERCE INDUSTRY TRANSPORTATION AGRICULTURE MILITARY
 RELIGION CIVIC AFFAIRS RECREATION HABITATION EDUCATION
 ART, LIT, SCIENCE SOCIAL

35. COMMENTS/SOURCES: _____

36. HISTORICAL DRAWINGS EXIST: YES NO 37. KIT HOUSE YES NO 38. PATTERN BOOK HOUSE YES NO

ENVIRONMENTAL DATA

39. SITE INTEGRITY: ORIGINAL MOVED DATE MOVED _____

40. SETTING: RURAL/UNDISTURBED RURAL/BUILT UP SMALL TOWN URBAN SUBURBAN

41. QUADRANGLE MAP USED: Bingham

42. UTM NORTHING: 5630750.43957693 43. UTM EASTING: -7779303.64437093

44. FACADE DIRECTION (CIRCLE ONE): N S **(E)** W NE NW SE SW

=====

MHPC USE ONLY

DATE ENTERED IN INVENTORY: _____ PHOTO FILE #: _____

NR STATUS: L HD E NE ND REVIEWER _____

DATA SOURCE: HPF CLG R&C STAFF STATE SURVEY OTHER _____ LEVEL OF SURVEY: R I

17. PORCH:

ATTACHED ENGAGED ONE STORY MORE THAN ONE STORY
 FULL WIDTH WRAPAROUND SLEEPING PORCH SECONDARY PORCH

18. PLAN OR FORM

HALL AND PARLOR 1/2 CAPE CAPE CENTRAL HALL 2-STORY DOUBLE PILE
 SIDE HALL BACK HALL IRREGULAR FOURSQUARE BUNGALOW
 MOBILE HOME MODULAR OTHER _____

19. PRIMARY STRUCTURAL SYSTEM:

TIMBER FRAME BRACED FRAME BRICK STONE BALLOON FRAME
 CONCRETE STEEL LOG PLANK WALL PLATFORM FRAME
 FRAME CONSTRUCTION - TYPE UNKNOWN OTHER _____

20. CHIMNEY PLACEMENT:

INTERIOR INTERIOR FRONT/REAR CENTER INTERIOR END EXTERIOR
 OTHER _____

21. ROOF CONFIGURATION:

GABLE SIDE GABLE FRONT HIP MANSARD FLAT
 GAMBREL PARAPET GABLE SHED CROSS GABLE
 COMPOUND OTHER _____

22. ROOF MATERIAL: WOOD METAL TILE SLATE ASPHALT ASBESTOS

23. EXTERIOR WALL MATERIALS:

CLAPBOARD BRICK FLUSH SHEATHING WOOD SHINGLE STONE
 LOG PRESSED METAL CONCRETE STUCCO ASPHALT
 GRANITE ASBESTOS TERRA COTTA BOARD AND BATTEN ALUMINUM/VINYL
 OTHER _____

24. FOUNDATION MATERIAL:

FIELDSTONE BRICK WOOD CONCRETE GRANITE ORNAMENTAL CONC. BLOCK
 OTHER _____

25. OUTBUILDINGS/FEATURES:

CARRIAGE HOUSE FENCE OR WALL CEMETERY BARN (CONNECTED)
 BARN (DETACHED) FORMAL GARDEN LANDSCAPE/PLANT MAT ARCHAEOLOGICAL SITE
 GARAGE OTHER _____

HISTORICAL DATA

26. DOCUMENTED DATE OF CONSTRUCTION: _____ 27. ESTIMATED DATE OF CONSTRUCTION: 1870

28. DATE MAJOR ADDITIONS/ALTERATIONS: _____

29. ARCHITECT: _____ 30. CONTRACTOR: _____

31. ORIGINAL OWNER: _____

32. SUBSEQUENT SIGNIFICANT OWNER: _____ DATES: _____

33. CULTURAL/ETHNIC AFFILIATION:

ENGLISH FRENCH ACADIAN NATIVE AMERICAN SCOTTISH FRENCH CANADIAN
 EAST EUROPEAN IRISH OTHER _____

34. HISTORIC CONTEXT(S):

COMMERCE INDUSTRY TRANSPORTATION AGRICULTURE MILITARY
 RELIGION CIVIC AFFAIRS RECREATION HABITATION EDUCATION
 ART, LIT, SCIENCE SOCIAL

35. COMMENTS/SOURCES: _____

36. HISTORICAL DRAWINGS EXIST: YES NO 37. KIT HOUSE YES NO 38. PATTERN BOOK HOUSE YES NO

ENVIRONMENTAL DATA

39. SITE INTEGRITY: ORIGINAL MOVED DATE MOVED _____

40. SETTING: RURAL/UNDISTURBED RURAL/BUILT UP SMALL TOWN URBAN SUBURBAN

41. QUADRANGLE MAP USED: Bingham

42. UTM NORTHING: 5630632.25843729 43. UTM EASTING: -7779023.08545447

44. FACADE DIRECTION (CIRCLE ONE): N S E W NE NW SE SW

=====

MHPC USE ONLY

DATE ENTERED IN INVENTORY: _____ PHOTO FILE #: _____

NR STATUS: L HD E NE ND REVIEWER _____

DATA SOURCE: HPF CLG R&C STAFF STATE SURVEY OTHER _____ LEVEL OF SURVEY: R I

MHPC USE ONLY

INVENTORY NO.

MAINE HISTORIC PRESERVATION COMMISSION Historic Building/Structure Survey Form

1. PROPERTY NAME (HISTORIC): _____
2. PROPERTY NAME (OTHER): _____
3. STREET ADDRESS: 30 Meadow Street
4. TOWN: Bingham 5. COUNTY: Somerset
6. DATE RECORDED: 4/7/2021 7. SURVEYOR: Andrade, Melissa
8. OWNER NAME: _____ 9. ADDRESS: _____

10. PRIMARY USE (PRESENT):
- | | | | |
|---|---------------------------------------|--|--------------------------------------|
| <input checked="" type="checkbox"/> SINGLE FAMILY | <input type="checkbox"/> AGRICULTURE | <input type="checkbox"/> COMMERCIAL/TRADE | <input type="checkbox"/> FUNERARY |
| <input type="checkbox"/> MULTI-FAMILY | <input type="checkbox"/> GOVERNMENTAL | <input type="checkbox"/> EDUCATION | <input type="checkbox"/> HEALTH CARE |
| <input type="checkbox"/> INDUSTRY | <input type="checkbox"/> RELIGIOUS | <input type="checkbox"/> HOTEL | <input type="checkbox"/> LANDSCAPE |
| <input type="checkbox"/> TRANSPORTATION | <input type="checkbox"/> DEFENSE | <input type="checkbox"/> SUMMER COTTAGE/CAMP | <input type="checkbox"/> SOCIAL |
| <input type="checkbox"/> RECREATION/CULTURE | <input type="checkbox"/> UNKNOWN | | |
| <input type="checkbox"/> OTHER _____ | | | |

11. CONDITION: GOOD FAIR POOR DESTROYED, DATE _____

ARCHITECTURAL DATA

12. PRIMARY STYLISTIC CATEGORY:
- | | | | |
|---|--|--|--|
| <input type="checkbox"/> GEORGIAN | <input type="checkbox"/> STICK STYLE | <input type="checkbox"/> 19 TH /20 TH C. REVIVAL | <input type="checkbox"/> MODERN/CONTEMPORARY |
| <input type="checkbox"/> FEDERAL | <input type="checkbox"/> QUEEN ANNE | <input type="checkbox"/> COMMERCIAL STYLE | <input type="checkbox"/> MINIMAL TRADITIONAL |
| <input type="checkbox"/> GREEK REVIVAL | <input type="checkbox"/> SHINGLE STYLE | <input type="checkbox"/> CRAFTSMAN | <input type="checkbox"/> RANCH |
| <input type="checkbox"/> GOTHIC REVIVAL | <input type="checkbox"/> ROMANESQUE | <input type="checkbox"/> ART DECO / MODERNE | <input type="checkbox"/> SPLIT LEVEL |
| <input type="checkbox"/> ITALIANATE | <input type="checkbox"/> NEO-CLASSICAL REV | <input type="checkbox"/> INTERNATIONAL | <input checked="" type="checkbox"/> VERNACULAR |
| <input type="checkbox"/> SECOND EMPIRE | <input type="checkbox"/> RENAISSANCE REV | <input type="checkbox"/> OTHER _____ | |

13. SECONDARY STYLISTIC CATEGORY:
- | | | | |
|---|--|--|--|
| <input type="checkbox"/> GEORGIAN | <input type="checkbox"/> STICK STYLE | <input type="checkbox"/> 19 TH /20 TH C. REVIVAL | <input type="checkbox"/> MODERN/CONTEMPORARY |
| <input type="checkbox"/> FEDERAL | <input type="checkbox"/> QUEEN ANNE | <input type="checkbox"/> COMMERCIAL STYLE | <input type="checkbox"/> MINIMAL TRADITIONAL |
| <input type="checkbox"/> GREEK REVIVAL | <input type="checkbox"/> SHINGLE STYLE | <input type="checkbox"/> CRAFTSMAN | <input type="checkbox"/> RANCH |
| <input type="checkbox"/> GOTHIC REVIVAL | <input type="checkbox"/> ROMANESQUE | <input type="checkbox"/> ART DECO / MODERNE | <input type="checkbox"/> SPLIT LEVEL |
| <input type="checkbox"/> ITALIANATE | <input type="checkbox"/> NEO-CLASSICAL REV | <input type="checkbox"/> INTERNATIONAL | <input type="checkbox"/> VERNACULAR |
| <input type="checkbox"/> SECOND EMPIRE | <input type="checkbox"/> RENAISSANCE REV | <input type="checkbox"/> OTHER _____ | |

14. HEIGHT:
- 1 STORY 1 1/2 STORY 2 STORY 2 1/2 STORY 3 STORY 4 STORY
- 5 STORY OVER 5 (_____)

15. PRIMARY FACADE WIDTH (MAIN BLOCK; USE GROUND FLOOR):
- 1 BAY 2 BAY 3 BAY 4 BAY 5 BAY MORE THAN 5 (_____)

16. APPENDAGES: SIDE ELL REAR ELL FRONT ADDED STORIES SHED
- DORMERS PORCH TOWER CUPOLA BAY WINDOW

PHOTOGRAPH:



17. PORCH:

ATTACHED ENGAGED ONE STORY MORE THAN ONE STORY
 FULL WIDTH WRAPAROUND SLEEPING PORCH SECONDARY PORCH

18. PLAN OR FORM

HALL AND PARLOR 1/2 CAPE CAPE CENTRAL HALL 2-STORY DOUBLE PILE
 SIDE HALL BACK HALL IRREGULAR FOURSQUARE BUNGALOW
 MOBILE HOME MODULAR OTHER _____

19. PRIMARY STRUCTURAL SYSTEM:

TIMBER FRAME BRACED FRAME BRICK STONE BALLOON FRAME
 CONCRETE STEEL LOG PLANK WALL PLATFORM FRAME
 FRAME CONSTRUCTION - TYPE UNKNOWN OTHER _____

20. CHIMNEY PLACEMENT:

INTERIOR INTERIOR FRONT/REAR CENTER INTERIOR END EXTERIOR
 OTHER _____

21. ROOF CONFIGURATION:

GABLE SIDE GABLE FRONT HIP MANSARD FLAT
 GAMBREL PARAPET GABLE SHED CROSS GABLE
 COMPOUND OTHER _____

22. ROOF MATERIAL: WOOD METAL TILE SLATE ASPHALT ASBESTOS

23. EXTERIOR WALL MATERIALS:

CLAPBOARD BRICK FLUSH SHEATHING WOOD SHINGLE STONE
 LOG PRESSED METAL CONCRETE STUCCO ASPHALT
 GRANITE ASBESTOS TERRA COTTA BOARD AND BATTEN ALUMINUM/VINYL
 OTHER _____

24. FOUNDATION MATERIAL:

FIELDSTONE BRICK WOOD CONCRETE GRANITE ORNAMENTAL CONC. BLOCK
 OTHER _____

25. OUTBUILDINGS/FEATURES:

CARRIAGE HOUSE FENCE OR WALL CEMETERY BARN (CONNECTED)
 BARN (DETACHED) FORMAL GARDEN LANDSCAPE/PLANT MAT ARCHAEOLOGICAL SITE
 GARAGE OTHER _____

HISTORICAL DATA

26. DOCUMENTED DATE OF CONSTRUCTION: _____ 27. ESTIMATED DATE OF CONSTRUCTION: 1860

28. DATE MAJOR ADDITIONS/ALTERATIONS: _____

29. ARCHITECT: _____ 30. CONTRACTOR: _____

31. ORIGINAL OWNER: _____

32. SUBSEQUENT SIGNIFICANT OWNER: _____ DATES: _____

33. CULTURAL/ETHNIC AFFILIATION:

ENGLISH FRENCH ACADIAN NATIVE AMERICAN SCOTTISH FRENCH CANADIAN
 EAST EUROPEAN IRISH OTHER _____

34. HISTORIC CONTEXT(S):

COMMERCE INDUSTRY TRANSPORTATION AGRICULTURE MILITARY
 RELIGION CIVIC AFFAIRS RECREATION HABITATION EDUCATION
 ART, LIT, SCIENCE SOCIAL

35. COMMENTS/SOURCES: _____

36. HISTORICAL DRAWINGS EXIST: YES NO 37. KIT HOUSE YES NO 38. PATTERN BOOK HOUSE YES NO

ENVIRONMENTAL DATA

39. SITE INTEGRITY: ORIGINAL MOVED DATE MOVED _____

40. SETTING: RURAL/UNDISTURBED RURAL/BUILT UP SMALL TOWN URBAN SUBURBAN

41. QUADRANGLE MAP USED: Bingham

42. UTM NORTHING: 5630684.33158592 43. UTM EASTING: -7779037.09586205

44. FACADE DIRECTION (CIRCLE ONE): N (S) E W NE NW SE SW

=====

MHPC USE ONLY

DATE ENTERED IN INVENTORY: _____ PHOTO FILE #: _____

NR STATUS: L HD E NE ND REVIEWER _____

DATA SOURCE: HPF CLG R&C STAFF STATE SURVEY OTHER _____ LEVEL OF SURVEY: R I

17. PORCH:

___ ATTACHED ___ ENGAGED ___ ONE STORY ___ MORE THAN ONE STORY
___ FULL WIDTH ___ WRAPAROUND ___ SLEEPING PORCH ___ SECONDARY PORCH

18. PLAN OR FORM

___ HALL AND PARLOR ___ 1/2 CAPE ___ CAPE X CENTRAL HALL ___ 2-STORY DOUBLE PILE
___ SIDE HALL ___ BACK HALL ___ IRREGULAR ___ FOURSQUARE ___ BUNGALOW
___ MOBILE HOME ___ MODULAR ___ OTHER

19. PRIMARY STRUCTURAL SYSTEM:

___ TIMBER FRAME ___ BRACED FRAME ___ BRICK ___ STONE X BALLOON FRAME
___ CONCRETE ___ STEEL ___ LOG ___ PLANK WALL ___ PLATFORM FRAME
___ FRAME CONSTRUCTION - TYPE UNKNOWN ___ OTHER

20. CHIMNEY PLACEMENT:

___ INTERIOR ___ INTERIOR FRONT/REAR X CENTER ___ INTERIOR END ___ EXTERIOR
___ OTHER

21. ROOF CONFIGURATION:

___ GABLE SIDE X GABLE FRONT ___ HIP ___ MANSARD ___ FLAT
___ GAMBREL ___ PARAPET GABLE ___ SHED ___ CROSS GABLE
___ COMPOUND ___ OTHER

22. ROOF MATERIAL: ___ WOOD X METAL ___ TILE ___ SLATE ___ ASPHALT ___ ASBESTOS

23. EXTERIOR WALL MATERIALS:

___ CLAPBOARD ___ BRICK ___ FLUSH SHEATHING ___ WOOD SHINGLE ___ STONE
___ LOG ___ PRESSED METAL ___ CONCRETE ___ STUCCO ___ ASPHALT
___ GRANITE ___ ASBESTOS ___ TERRA COTTA ___ BOARD AND BATTEN X ALUMINUM/VINYL
___ OTHER

24. FOUNDATION MATERIAL:

___ FIELDSTONE ___ BRICK ___ WOOD X CONCRETE ___ GRANITE ___ ORNAMENTAL CONC. BLOCK
___ OTHER

25. OUTBUILDINGS/FEATURES:

___ CARRIAGE HOUSE ___ FENCE OR WALL ___ CEMETERY ___ BARN (CONNECTED)
___ BARN (DETACHED) ___ FORMAL GARDEN ___ LANDSCAPE/PLANT MAT ___ ARCHAEOLOGICAL SITE
___ GARAGE ___ OTHER

HISTORICAL DATA

26. DOCUMENTED DATE OF CONSTRUCTION: _____ 27. ESTIMATED DATE OF CONSTRUCTION: 1910

28. DATE MAJOR ADDITIONS/ALTERATIONS: _____

29. ARCHITECT: _____ 30. CONTRACTOR: _____

31. ORIGINAL OWNER: _____

32. SUBSEQUENT SIGNIFICANT OWNER: _____ DATES: _____

33. CULTURAL/ETHNIC AFFILIATION:

___ ENGLISH ___ FRENCH ACADIAN ___ NATIVE AMERICAN ___ SCOTTISH ___ FRENCH CANADIAN
___ EAST EUROPEAN ___ IRISH ___ OTHER

34. HISTORIC CONTEXT(S):

___ COMMERCE ___ INDUSTRY ___ TRANSPORTATION ___ AGRICULTURE ___ MILITARY
___ RELIGION ___ CIVIC AFFAIRS ___ RECREATION ___ HABITATION ___ EDUCATION
___ ART, LIT, SCIENCE ___ SOCIAL

35. COMMENTS/SOURCES: _____

36. HISTORICAL DRAWINGS EXIST: ___ YES X NO 37. KIT HOUSE ___ YES X NO 38. PATTERN BOOK HOUSE ___ YES X NO

ENVIRONMENTAL DATA

39. SITE INTEGRITY: X ORIGINAL ___ MOVED DATE MOVED _____

40. SETTING: ___ RURAL/UNDISTURBED ___ RURAL/BUILT UP X SMALL TOWN ___ URBAN ___ SUBURBAN

41. QUADRANGLE MAP USED: Bingham

42. UTM NORTHING: 5630589.9061682 43. UTM EASTING: -7779421.44582706

44. FACADE DIRECTION (CIRCLE ONE): (N) S E W NE NW SE SW

=====
MHPC USE ONLY

DATE ENTERED IN INVENTORY: _____ PHOTO FILE #: _____

NR STATUS: ___ L ___ HD ___ E ___ NE ___ ND REVIEWER _____

DATA SOURCE: ___ HPF ___ CLG ___ R&C ___ STAFF ___ STATE SURVEY OTHER _____ LEVEL OF SURVEY: ___ R ___ I

17. PORCH:

___ ATTACHED ___ ENGAGED ___ ONE STORY ___ MORE THAN ONE STORY
___ FULL WIDTH ___ WRAPAROUND ___ SLEEPING PORCH ___ SECONDARY PORCH

18. PLAN OR FORM

___ HALL AND PARLOR ___ 1/2 CAPE ___ CAPE ___ CENTRAL HALL ___ 2-STORY DOUBLE PILE
___ SIDE HALL ___ BACK HALL [X] IRREGULAR ___ FOURSQUARE ___ BUNGALOW
___ MOBILE HOME ___ MODULAR ___ OTHER

19. PRIMARY STRUCTURAL SYSTEM:

___ TIMBER FRAME ___ BRACED FRAME ___ BRICK ___ STONE [X] BALLOON FRAME
___ CONCRETE ___ STEEL ___ LOG ___ PLANK WALL ___ PLATFORM FRAME
___ FRAME CONSTRUCTION - TYPE UNKNOWN ___ OTHER

20. CHIMNEY PLACEMENT:

[X] INTERIOR ___ INTERIOR FRONT/REAR ___ CENTER ___ INTERIOR END ___ EXTERIOR
___ OTHER

21. ROOF CONFIGURATION:

[X] GABLE SIDE ___ GABLE FRONT ___ HIP ___ MANSARD ___ FLAT
___ GAMBREL ___ PARAPET GABLE ___ SHED ___ CROSS GABLE
___ COMPOUND ___ OTHER

22. ROOF MATERIAL: ___ WOOD [X] METAL ___ TILE ___ SLATE ___ ASPHALT ___ ASBESTOS

23. EXTERIOR WALL MATERIALS:

___ CLAPBOARD ___ BRICK ___ FLUSH SHEATHING ___ WOOD SHINGLE ___ STONE
___ LOG ___ PRESSED METAL ___ CONCRETE ___ STUCCO ___ ASPHALT
___ GRANITE ___ ASBESTOS ___ TERRA COTTA ___ BOARD AND BATTEN [X] ALUMINUM/VINYL
___ OTHER

24. FOUNDATION MATERIAL:

___ FIELDSTONE ___ BRICK ___ WOOD ___ CONCRETE ___ GRANITE ___ ORNAMENTAL CONC. BLOCK
[X] OTHER not visible

25. OUTBUILDINGS/FEATURES:

___ CARRIAGE HOUSE ___ FENCE OR WALL ___ CEMETERY ___ BARN (CONNECTED)
___ BARN (DETACHED) ___ FORMAL GARDEN ___ LANDSCAPE/PLANT MAT ___ ARCHAEOLOGICAL SITE
___ GARAGE [X] OTHER non-historic garage

HISTORICAL DATA

26. DOCUMENTED DATE OF CONSTRUCTION: _____ 27. ESTIMATED DATE OF CONSTRUCTION: 1900

28. DATE MAJOR ADDITIONS/ALTERATIONS: _____

29. ARCHITECT: _____ 30. CONTRACTOR: _____

31. ORIGINAL OWNER: _____

32. SUBSEQUENT SIGNIFICANT OWNER: _____ DATES: _____

33. CULTURAL/ETHNIC AFFILIATION:

___ ENGLISH ___ FRENCH ACADIAN ___ NATIVE AMERICAN ___ SCOTTISH ___ FRENCH CANADIAN
___ EAST EUROPEAN ___ IRISH ___ OTHER

34. HISTORIC CONTEXT(S):

___ COMMERCE ___ INDUSTRY ___ TRANSPORTATION ___ AGRICULTURE ___ MILITARY
___ RELIGION ___ CIVIC AFFAIRS ___ RECREATION ___ HABITATION ___ EDUCATION
___ ART, LIT, SCIENCE ___ SOCIAL

35. COMMENTS/SOURCES: _____

36. HISTORICAL DRAWINGS EXIST: ___ YES [X] NO 37. KIT HOUSE ___ YES [X] NO 38. PATTERN BOOK HOUSE ___ YES [X] NO

ENVIRONMENTAL DATA

39. SITE INTEGRITY: [X] ORIGINAL ___ MOVED DATE MOVED _____

40. SETTING: ___ RURAL/UNDISTURBED ___ RURAL/BUILT UP [X] SMALL TOWN ___ URBAN ___ SUBURBAN

41. QUADRANGLE MAP USED: Bingham

42. UTM NORTHING: 5630561.18233671 43. UTM EASTING: -7779368.13445307

44. FACADE DIRECTION (CIRCLE ONE): N S (E) W NE NW SE SW

=====
MHPC USE ONLY

DATE ENTERED IN INVENTORY: _____ PHOTO FILE #: _____

NR STATUS: ___ L ___ HD ___ E ___ NE ___ ND REVIEWER _____

DATA SOURCE: ___ HPF ___ CLG ___ R&C ___ STAFF ___ STATE SURVEY OTHER _____ LEVEL OF SURVEY: ___ R ___ I

MHPC USE ONLY

INVENTORY NO.

MAINE HISTORIC PRESERVATION COMMISSION Historic Building/Structure Survey Form

1. PROPERTY NAME (HISTORIC): _____
2. PROPERTY NAME (OTHER): _____
3. STREET ADDRESS: N side of River Street, Approx. 283 feet from the intersection of River Street and Main Street
4. TOWN: Bingham 5. COUNTY: Somerset
6. DATE RECORDED: 4/7/2021 7. SURVEYOR: Andrade, Melissa
8. OWNER NAME: _____ 9. ADDRESS: _____

10. PRIMARY USE (PRESENT):
- | | | | |
|---|---------------------------------------|--|--------------------------------------|
| <input checked="" type="checkbox"/> SINGLE FAMILY | <input type="checkbox"/> AGRICULTURE | <input type="checkbox"/> COMMERCIAL/TRADE | <input type="checkbox"/> FUNERARY |
| <input type="checkbox"/> MULTI-FAMILY | <input type="checkbox"/> GOVERNMENTAL | <input type="checkbox"/> EDUCATION | <input type="checkbox"/> HEALTH CARE |
| <input type="checkbox"/> INDUSTRY | <input type="checkbox"/> RELIGIOUS | <input type="checkbox"/> HOTEL | <input type="checkbox"/> LANDSCAPE |
| <input type="checkbox"/> TRANSPORTATION | <input type="checkbox"/> DEFENSE | <input type="checkbox"/> SUMMER COTTAGE/CAMP | <input type="checkbox"/> SOCIAL |
| <input type="checkbox"/> RECREATION/CULTURE | <input type="checkbox"/> UNKNOWN | | |
| <input type="checkbox"/> OTHER _____ | | | |

11. CONDITION: GOOD FAIR POOR DESTROYED, DATE _____

ARCHITECTURAL DATA

12. PRIMARY STYLISTIC CATEGORY:
- | | | | |
|---|--|--|--|
| <input type="checkbox"/> GEORGIAN | <input type="checkbox"/> STICK STYLE | <input type="checkbox"/> 19 TH /20 TH C. REVIVAL | <input type="checkbox"/> MODERN/CONTEMPORARY |
| <input type="checkbox"/> FEDERAL | <input type="checkbox"/> QUEEN ANNE | <input type="checkbox"/> COMMERCIAL STYLE | <input type="checkbox"/> MINIMAL TRADITIONAL |
| <input type="checkbox"/> GREEK REVIVAL | <input type="checkbox"/> SHINGLE STYLE | <input type="checkbox"/> CRAFTSMAN | <input type="checkbox"/> RANCH |
| <input type="checkbox"/> GOTHIC REVIVAL | <input type="checkbox"/> ROMANESQUE | <input type="checkbox"/> ART DECO / MODERNE | <input type="checkbox"/> SPLIT LEVEL |
| <input type="checkbox"/> ITALIANATE | <input type="checkbox"/> NEO-CLASSICAL REV | <input type="checkbox"/> INTERNATIONAL | <input checked="" type="checkbox"/> VERNACULAR |
| <input type="checkbox"/> SECOND EMPIRE | <input type="checkbox"/> RENAISSANCE REV | <input type="checkbox"/> OTHER _____ | |

13. SECONDARY STYLISTIC CATEGORY:
- | | | | |
|---|--|--|--|
| <input type="checkbox"/> GEORGIAN | <input type="checkbox"/> STICK STYLE | <input type="checkbox"/> 19 TH /20 TH C. REVIVAL | <input type="checkbox"/> MODERN/CONTEMPORARY |
| <input type="checkbox"/> FEDERAL | <input type="checkbox"/> QUEEN ANNE | <input type="checkbox"/> COMMERCIAL STYLE | <input type="checkbox"/> MINIMAL TRADITIONAL |
| <input type="checkbox"/> GREEK REVIVAL | <input type="checkbox"/> SHINGLE STYLE | <input type="checkbox"/> CRAFTSMAN | <input type="checkbox"/> RANCH |
| <input type="checkbox"/> GOTHIC REVIVAL | <input type="checkbox"/> ROMANESQUE | <input type="checkbox"/> ART DECO / MODERNE | <input type="checkbox"/> SPLIT LEVEL |
| <input type="checkbox"/> ITALIANATE | <input type="checkbox"/> NEO-CLASSICAL REV | <input type="checkbox"/> INTERNATIONAL | <input type="checkbox"/> VERNACULAR |
| <input type="checkbox"/> SECOND EMPIRE | <input type="checkbox"/> RENAISSANCE REV | <input type="checkbox"/> OTHER _____ | |

14. HEIGHT:
- 1 STORY 1 1/2 STORY 2 STORY 2 1/2 STORY 3 STORY 4 STORY
- 5 STORY OVER 5 (_____)

15. PRIMARY FACADE WIDTH (MAIN BLOCK; USE GROUND FLOOR):
- 1 BAY 2 BAY 3 BAY 4 BAY 5 BAY MORE THAN 5 (_____)

16. APPENDAGES: SIDE ELL REAR ELL FRONT ADDED STORIES SHED
- DORMERS PORCH TOWER CUPOLA BAY WINDOW

PHOTOGRAPH:



17. PORCH:

ATTACHED ENGAGED ONE STORY MORE THAN ONE STORY
 FULL WIDTH WRAPAROUND SLEEPING PORCH SECONDARY PORCH

18. PLAN OR FORM

HALL AND PARLOR 1/2 CAPE CAPE CENTRAL HALL 2-STORY DOUBLE PILE
 SIDE HALL BACK HALL IRREGULAR FOURSQUARE BUNGALOW
 MOBILE HOME MODULAR OTHER

19. PRIMARY STRUCTURAL SYSTEM:

TIMBER FRAME BRACED FRAME BRICK STONE BALLOON FRAME
 CONCRETE STEEL LOG PLANK WALL PLATFORM FRAME
 FRAME CONSTRUCTION - TYPE UNKNOWN OTHER

20. CHIMNEY PLACEMENT:

INTERIOR INTERIOR FRONT/REAR CENTER INTERIOR END EXTERIOR
 OTHER

21. ROOF CONFIGURATION:

GABLE SIDE GABLE FRONT HIP MANSARD FLAT
 GAMBREL PARAPET GABLE SHED CROSS GABLE
 COMPOUND OTHER

22. ROOF MATERIAL: WOOD METAL TILE SLATE ASPHALT ASBESTOS

23. EXTERIOR WALL MATERIALS:

CLAPBOARD BRICK FLUSH SHEATHING WOOD SHINGLE STONE
 LOG PRESSED METAL CONCRETE STUCCO ASPHALT
 GRANITE ASBESTOS TERRA COTTA BOARD AND BATTEN ALUMINUM/VINYL
 OTHER

24. FOUNDATION MATERIAL:

FIELDSTONE BRICK WOOD CONCRETE GRANITE ORNAMENTAL CONC. BLOCK
 OTHER not visible

25. OUTBUILDINGS/FEATURES:

CARRIAGE HOUSE FENCE OR WALL CEMETERY BARN (CONNECTED)
 BARN (DETACHED) FORMAL GARDEN LANDSCAPE/PLANT MAT ARCHAEOLOGICAL SITE
 GARAGE OTHER

HISTORICAL DATA

26. DOCUMENTED DATE OF CONSTRUCTION: _____ 27. ESTIMATED DATE OF CONSTRUCTION: 1910

28. DATE MAJOR ADDITIONS/ALTERATIONS: _____

29. ARCHITECT: _____ 30. CONTRACTOR: _____

31. ORIGINAL OWNER: _____

32. SUBSEQUENT SIGNIFICANT OWNER: _____ DATES: _____

33. CULTURAL/ETHNIC AFFILIATION:

ENGLISH FRENCH ACADIAN NATIVE AMERICAN SCOTTISH FRENCH CANADIAN
 EAST EUROPEAN IRISH OTHER

34. HISTORIC CONTEXT(S):

COMMERCE INDUSTRY TRANSPORTATION AGRICULTURE MILITARY
 RELIGION CIVIC AFFAIRS RECREATION HABITATION EDUCATION
 ART, LIT, SCIENCE SOCIAL

35. COMMENTS/SOURCES: _____

36. HISTORICAL DRAWINGS EXIST: YES NO 37. KIT HOUSE YES NO 38. PATTERN BOOK HOUSE YES NO

ENVIRONMENTAL DATA

39. SITE INTEGRITY: ORIGINAL MOVED DATE MOVED _____

40. SETTING: RURAL/UNDISTURBED RURAL/BUILT UP SMALL TOWN URBAN SUBURBAN

41. QUADRANGLE MAP USED: Bingham

42. UTM NORTHING: 5630625.27353029 43. UTM EASTING: -7779424.63685807

44. FACADE DIRECTION (CIRCLE ONE): N (S) E W NE NW SE SW

=====
MHPC USE ONLY

DATE ENTERED IN INVENTORY: _____ PHOTO FILE #: _____

NR STATUS: L HD E NE ND REVIEWER _____

DATA SOURCE: HPF CLG R&C STAFF STATE SURVEY OTHER _____ LEVEL OF SURVEY: R I

MHPC USE ONLY

INVENTORY NO.

MAINE HISTORIC PRESERVATION COMMISSION Historic Building/Structure Survey Form

1. PROPERTY NAME (HISTORIC): _____
2. PROPERTY NAME (OTHER): _____
3. STREET ADDRESS: N side of River Street, Approx. 283 feet from the intersection of River Street and Main Street
4. TOWN: Bingham 5. COUNTY: Somerset
6. DATE RECORDED: 4/7/2021 7. SURVEYOR: Andrade, Melissa
8. OWNER NAME: _____ 9. ADDRESS: _____
10. PRIMARY USE (PRESENT):
- | | | | |
|--|---------------------------------------|--|--------------------------------------|
| <input type="checkbox"/> SINGLE FAMILY | <input type="checkbox"/> AGRICULTURE | <input type="checkbox"/> COMMERCIAL/TRADE | <input type="checkbox"/> FUNERARY |
| <input type="checkbox"/> MULTI-FAMILY | <input type="checkbox"/> GOVERNMENTAL | <input type="checkbox"/> EDUCATION | <input type="checkbox"/> HEALTH CARE |
| <input type="checkbox"/> INDUSTRY | <input type="checkbox"/> RELIGIOUS | <input type="checkbox"/> HOTEL | <input type="checkbox"/> LANDSCAPE |
| <input checked="" type="checkbox"/> TRANSPORTATION | <input type="checkbox"/> DEFENSE | <input type="checkbox"/> SUMMER COTTAGE/CAMP | <input type="checkbox"/> SOCIAL |
| <input type="checkbox"/> RECREATION/CULTURE | <input type="checkbox"/> UNKNOWN | | |
| <input type="checkbox"/> OTHER _____ | | | |
11. CONDITION: GOOD FAIR POOR DESTROYED, DATE _____

ARCHITECTURAL DATA

12. PRIMARY STYLISTIC CATEGORY:
- | | | | |
|---|--|--|--|
| <input type="checkbox"/> GEORGIAN | <input type="checkbox"/> STICK STYLE | <input type="checkbox"/> 19 TH /20 TH C. REVIVAL | <input type="checkbox"/> MODERN/CONTEMPORARY |
| <input type="checkbox"/> FEDERAL | <input type="checkbox"/> QUEEN ANNE | <input type="checkbox"/> COMMERCIAL STYLE | <input type="checkbox"/> MINIMAL TRADITIONAL |
| <input type="checkbox"/> GREEK REVIVAL | <input type="checkbox"/> SHINGLE STYLE | <input type="checkbox"/> CRAFTSMAN | <input type="checkbox"/> RANCH |
| <input type="checkbox"/> GOTHIC REVIVAL | <input type="checkbox"/> ROMANESQUE | <input type="checkbox"/> ART DECO / MODERNE | <input type="checkbox"/> SPLIT LEVEL |
| <input type="checkbox"/> ITALIANATE | <input type="checkbox"/> NEO-CLASSICAL REV | <input type="checkbox"/> INTERNATIONAL | <input checked="" type="checkbox"/> VERNACULAR |
| <input type="checkbox"/> SECOND EMPIRE | <input type="checkbox"/> RENAISSANCE REV | <input type="checkbox"/> OTHER _____ | |
13. SECONDARY STYLISTIC CATEGORY:
- | | | | |
|---|--|--|--|
| <input type="checkbox"/> GEORGIAN | <input type="checkbox"/> STICK STYLE | <input type="checkbox"/> 19 TH /20 TH C. REVIVAL | <input type="checkbox"/> MODERN/CONTEMPORARY |
| <input type="checkbox"/> FEDERAL | <input type="checkbox"/> QUEEN ANNE | <input type="checkbox"/> COMMERCIAL STYLE | <input type="checkbox"/> MINIMAL TRADITIONAL |
| <input type="checkbox"/> GREEK REVIVAL | <input type="checkbox"/> SHINGLE STYLE | <input type="checkbox"/> CRAFTSMAN | <input type="checkbox"/> RANCH |
| <input type="checkbox"/> GOTHIC REVIVAL | <input type="checkbox"/> ROMANESQUE | <input type="checkbox"/> ART DECO / MODERNE | <input type="checkbox"/> SPLIT LEVEL |
| <input type="checkbox"/> ITALIANATE | <input type="checkbox"/> NEO-CLASSICAL REV | <input type="checkbox"/> INTERNATIONAL | <input type="checkbox"/> VERNACULAR |
| <input type="checkbox"/> SECOND EMPIRE | <input type="checkbox"/> RENAISSANCE REV | <input type="checkbox"/> OTHER _____ | |
14. HEIGHT:
- 1 STORY 1 1/2 STORY 2 STORY 2 1/2 STORY 3 STORY 4 STORY
- 5 STORY OVER 5 (_____)
15. PRIMARY FACADE WIDTH (MAIN BLOCK; USE GROUND FLOOR):
- 1 BAY 2 BAY 3 BAY 4 BAY 5 BAY MORE THAN 5 (_____)
16. APPENDAGES: SIDE ELL REAR ELL FRONT ADDED STORIES SHED
- DORMERS PORCH TOWER CUPOLA BAY WINDOW

PHOTOGRAPH:



17. PORCH:

ATTACHED ENGAGED ONE STORY MORE THAN ONE STORY
 FULL WIDTH WRAPAROUND SLEEPING PORCH SECONDARY PORCH

18. PLAN OR FORM

HALL AND PARLOR 1/2 CAPE CAPE CENTRAL HALL 2-STORY DOUBLE PILE
 SIDE HALL BACK HALL IRREGULAR FOURSQUARE BUNGALOW
 MOBILE HOME MODULAR OTHER _____

19. PRIMARY STRUCTURAL SYSTEM:

TIMBER FRAME BRACED FRAME BRICK STONE BALLOON FRAME
 CONCRETE STEEL LOG PLANK WALL PLATFORM FRAME
 FRAME CONSTRUCTION - TYPE UNKNOWN OTHER _____

20. CHIMNEY PLACEMENT:

INTERIOR INTERIOR FRONT/REAR CENTER INTERIOR END EXTERIOR
 OTHER _____

21. ROOF CONFIGURATION:

GABLE SIDE GABLE FRONT HIP MANSARD FLAT
 GAMBREL PARAPET GABLE SHED CROSS GABLE
 COMPOUND OTHER _____

22. ROOF MATERIAL: WOOD METAL TILE SLATE ASPHALT ASBESTOS

23. EXTERIOR WALL MATERIALS:

CLAPBOARD BRICK FLUSH SHEATHING WOOD SHINGLE STONE
 LOG PRESSED METAL CONCRETE STUCCO ASPHALT
 GRANITE ASBESTOS TERRA COTTA BOARD AND BATTEN ALUMINUM/VINYL
 OTHER _____

24. FOUNDATION MATERIAL:

FIELDSTONE BRICK WOOD CONCRETE GRANITE ORNAMENTAL CONC. BLOCK
 OTHER not visible _____

25. OUTBUILDINGS/FEATURES:

CARRIAGE HOUSE FENCE OR WALL CEMETERY BARN (CONNECTED)
 BARN (DETACHED) FORMAL GARDEN LANDSCAPE/PLANT MAT ARCHAEOLOGICAL SITE
 GARAGE OTHER _____

HISTORICAL DATA

26. DOCUMENTED DATE OF CONSTRUCTION: _____ 27. ESTIMATED DATE OF CONSTRUCTION: 1910

28. DATE MAJOR ADDITIONS/ALTERATIONS: _____

29. ARCHITECT: _____ 30. CONTRACTOR: _____

31. ORIGINAL OWNER: _____

32. SUBSEQUENT SIGNIFICANT OWNER: _____ DATES: _____

33. CULTURAL/ETHNIC AFFILIATION:

ENGLISH FRENCH ACADIAN NATIVE AMERICAN SCOTTISH FRENCH CANADIAN
 EAST EUROPEAN IRISH OTHER _____

34. HISTORIC CONTEXT(S):

COMMERCE INDUSTRY TRANSPORTATION AGRICULTURE MILITARY
 RELIGION CIVIC AFFAIRS RECREATION HABITATION EDUCATION
 ART, LIT, SCIENCE SOCIAL

35. COMMENTS/SOURCES: _____

36. HISTORICAL DRAWINGS EXIST: YES NO 37. KIT HOUSE YES NO 38. PATTERN BOOK HOUSE YES NO

ENVIRONMENTAL DATA

39. SITE INTEGRITY: ORIGINAL MOVED DATE MOVED _____

40. SETTING: RURAL/UNDISTURBED RURAL/BUILT UP SMALL TOWN URBAN SUBURBAN

41. QUADRANGLE MAP USED: Bingham

42. UTM NORTHING: 5630636.29922689 43. UTM EASTING: -7779408.61708071

44. FACADE DIRECTION (CIRCLE ONE): N S **(E)** W NE NW SE SW

=====

MHPC USE ONLY

DATE ENTERED IN INVENTORY: _____ PHOTO FILE #: _____

NR STATUS: L HD E NE ND REVIEWER _____

DATA SOURCE: HPF CLG R&C STAFF STATE SURVEY OTHER _____ LEVEL OF SURVEY: R I

MHPC USE ONLY

INVENTORY NO.

MAINE HISTORIC PRESERVATION COMMISSION Historic Building/Structure Survey Form

1. PROPERTY NAME (HISTORIC): _____
2. PROPERTY NAME (OTHER): _____
3. STREET ADDRESS: 9 Sidney Street
4. TOWN: Bingham 5. COUNTY: Somerset
6. DATE RECORDED: 4/7/2021 7. SURVEYOR: Andrade, Melissa
8. OWNER NAME: _____ 9. ADDRESS: _____

10. PRIMARY USE (PRESENT):
- | | | | |
|---|---------------------------------------|--|--------------------------------------|
| <input checked="" type="checkbox"/> SINGLE FAMILY | <input type="checkbox"/> AGRICULTURE | <input type="checkbox"/> COMMERCIAL/TRADE | <input type="checkbox"/> FUNERARY |
| <input type="checkbox"/> MULTI-FAMILY | <input type="checkbox"/> GOVERNMENTAL | <input type="checkbox"/> EDUCATION | <input type="checkbox"/> HEALTH CARE |
| <input type="checkbox"/> INDUSTRY | <input type="checkbox"/> RELIGIOUS | <input type="checkbox"/> HOTEL | <input type="checkbox"/> LANDSCAPE |
| <input type="checkbox"/> TRANSPORTATION | <input type="checkbox"/> DEFENSE | <input type="checkbox"/> SUMMER COTTAGE/CAMP | <input type="checkbox"/> SOCIAL |
| <input type="checkbox"/> RECREATION/CULTURE | <input type="checkbox"/> UNKNOWN | | |
| <input type="checkbox"/> OTHER _____ | | | |

11. CONDITION: GOOD FAIR POOR DESTROYED, DATE _____

ARCHITECTURAL DATA

12. PRIMARY STYLISTIC CATEGORY:
- | | | | |
|---|--|--|--|
| <input type="checkbox"/> GEORGIAN | <input type="checkbox"/> STICK STYLE | <input type="checkbox"/> 19 TH /20 TH C. REVIVAL | <input type="checkbox"/> MODERN/CONTEMPORARY |
| <input type="checkbox"/> FEDERAL | <input type="checkbox"/> QUEEN ANNE | <input type="checkbox"/> COMMERCIAL STYLE | <input type="checkbox"/> MINIMAL TRADITIONAL |
| <input type="checkbox"/> GREEK REVIVAL | <input type="checkbox"/> SHINGLE STYLE | <input type="checkbox"/> CRAFTSMAN | <input type="checkbox"/> RANCH |
| <input type="checkbox"/> GOTHIC REVIVAL | <input type="checkbox"/> ROMANESQUE | <input type="checkbox"/> ART DECO / MODERNE | <input type="checkbox"/> SPLIT LEVEL |
| <input type="checkbox"/> ITALIANATE | <input type="checkbox"/> NEO-CLASSICAL REV | <input type="checkbox"/> INTERNATIONAL | <input checked="" type="checkbox"/> VERNACULAR |
| <input type="checkbox"/> SECOND EMPIRE | <input type="checkbox"/> RENAISSANCE REV | <input type="checkbox"/> OTHER _____ | |

13. SECONDARY STYLISTIC CATEGORY:
- | | | | |
|---|--|--|--|
| <input type="checkbox"/> GEORGIAN | <input type="checkbox"/> STICK STYLE | <input type="checkbox"/> 19 TH /20 TH C. REVIVAL | <input type="checkbox"/> MODERN/CONTEMPORARY |
| <input type="checkbox"/> FEDERAL | <input type="checkbox"/> QUEEN ANNE | <input type="checkbox"/> COMMERCIAL STYLE | <input type="checkbox"/> MINIMAL TRADITIONAL |
| <input type="checkbox"/> GREEK REVIVAL | <input type="checkbox"/> SHINGLE STYLE | <input type="checkbox"/> CRAFTSMAN | <input type="checkbox"/> RANCH |
| <input type="checkbox"/> GOTHIC REVIVAL | <input type="checkbox"/> ROMANESQUE | <input type="checkbox"/> ART DECO / MODERNE | <input type="checkbox"/> SPLIT LEVEL |
| <input type="checkbox"/> ITALIANATE | <input type="checkbox"/> NEO-CLASSICAL REV | <input type="checkbox"/> INTERNATIONAL | <input type="checkbox"/> VERNACULAR |
| <input type="checkbox"/> SECOND EMPIRE | <input type="checkbox"/> RENAISSANCE REV | <input type="checkbox"/> OTHER _____ | |

14. HEIGHT: 1 STORY 1 1/2 STORY 2 STORY 2 1/2 STORY 3 STORY 4 STORY
- 5 STORY OVER 5 (_____)

15. PRIMARY FACADE WIDTH (MAIN BLOCK; USE GROUND FLOOR):
- 1 BAY 2 BAY 3 BAY 4 BAY 5 BAY MORE THAN 5 (_____)

16. APPENDAGES: SIDE ELL REAR ELL FRONT ADDED STORIES SHED
- DORMERS PORCH TOWER CUPOLA BAY WINDOW

PHOTOGRAPH:



17. PORCH:

ATTACHED ENGAGED ONE STORY MORE THAN ONE STORY
 FULL WIDTH WRAPAROUND SLEEPING PORCH SECONDARY PORCH

18. PLAN OR FORM

HALL AND PARLOR 1/2 CAPE CAPE CENTRAL HALL 2-STORY DOUBLE PILE
 SIDE HALL BACK HALL IRREGULAR FOURSQUARE BUNGALOW
 MOBILE HOME MODULAR OTHER _____

19. PRIMARY STRUCTURAL SYSTEM:

TIMBER FRAME BRACED FRAME BRICK STONE BALLOON FRAME
 CONCRETE STEEL LOG PLANK WALL PLATFORM FRAME
 FRAME CONSTRUCTION - TYPE UNKNOWN OTHER _____

20. CHIMNEY PLACEMENT:

INTERIOR INTERIOR FRONT/REAR CENTER INTERIOR END EXTERIOR
 OTHER _____

21. ROOF CONFIGURATION:

GABLE SIDE GABLE FRONT HIP MANSARD FLAT
 GAMBREL PARAPET GABLE SHED CROSS GABLE
 COMPOUND OTHER _____

22. ROOF MATERIAL: WOOD METAL TILE SLATE ASPHALT ASBESTOS

23. EXTERIOR WALL MATERIALS:

CLAPBOARD BRICK FLUSH SHEATHING WOOD SHINGLE STONE
 LOG PRESSED METAL CONCRETE STUCCO ASPHALT
 GRANITE ASBESTOS TERRA COTTA BOARD AND BATTEN ALUMINUM/VINYL
 OTHER _____

24. FOUNDATION MATERIAL:

FIELDSTONE BRICK WOOD CONCRETE GRANITE ORNAMENTAL CONC. BLOCK
 OTHER _____

25. OUTBUILDINGS/FEATURES:

CARRIAGE HOUSE FENCE OR WALL CEMETERY BARN (CONNECTED)
 BARN (DETACHED) FORMAL GARDEN LANDSCAPE/PLANT MAT ARCHAEOLOGICAL SITE
 GARAGE OTHER non-historic garage _____

HISTORICAL DATA

26. DOCUMENTED DATE OF CONSTRUCTION: _____ 27. ESTIMATED DATE OF CONSTRUCTION: 1900

28. DATE MAJOR ADDITIONS/ALTERATIONS: _____

29. ARCHITECT: _____ 30. CONTRACTOR: _____

31. ORIGINAL OWNER: _____

32. SUBSEQUENT SIGNIFICANT OWNER: _____ DATES: _____

33. CULTURAL/ETHNIC AFFILIATION:

ENGLISH FRENCH ACADIAN NATIVE AMERICAN SCOTTISH FRENCH CANADIAN
 EAST EUROPEAN IRISH OTHER _____

34. HISTORIC CONTEXT(S):

COMMERCE INDUSTRY TRANSPORTATION AGRICULTURE MILITARY
 RELIGION CIVIC AFFAIRS RECREATION HABITATION EDUCATION
 ART, LIT, SCIENCE SOCIAL

35. COMMENTS/SOURCES: _____

36. HISTORICAL DRAWINGS EXIST: YES NO 37. KIT HOUSE YES NO 38. PATTERN BOOK HOUSE YES NO

ENVIRONMENTAL DATA

39. SITE INTEGRITY: ORIGINAL MOVED DATE MOVED _____

40. SETTING: RURAL/UNDISTURBED RURAL/BUILT UP SMALL TOWN URBAN SUBURBAN

41. QUADRANGLE MAP USED: Bingham

42. UTM NORTHING: 5630434.14457985 43. UTM EASTING: -7779251.44639902

44. FACADE DIRECTION (CIRCLE ONE): (N) S E W NE NW SE SW

=====
MHPC USE ONLY

DATE ENTERED IN INVENTORY: _____ PHOTO FILE #: _____

NR STATUS: L HD E NE ND REVIEWER _____

DATA SOURCE: HPF CLG R&C STAFF STATE SURVEY OTHER _____ LEVEL OF SURVEY: R I

17. PORCH:

___ ATTACHED ___ ENGAGED ___ ONE STORY ___ MORE THAN ONE STORY
___ FULL WIDTH ___ WRAPAROUND ___ SLEEPING PORCH ___ SECONDARY PORCH

18. PLAN OR FORM

___ HALL AND PARLOR ___ 1/2 CAPE ___ CAPE ___ CENTRAL HALL ___ 2-STORY DOUBLE PILE
[X] SIDE HALL ___ BACK HALL ___ IRREGULAR ___ FOURSQUARE ___ BUNGALOW
___ MOBILE HOME ___ MODULAR ___ OTHER

19. PRIMARY STRUCTURAL SYSTEM:

___ TIMBER FRAME ___ BRACED FRAME ___ BRICK ___ STONE [X] BALLOON FRAME
___ CONCRETE ___ STEEL ___ LOG ___ PLANK WALL ___ PLATFORM FRAME
___ FRAME CONSTRUCTION - TYPE UNKNOWN ___ OTHER

20. CHIMNEY PLACEMENT:

[X] INTERIOR ___ INTERIOR FRONT/REAR ___ CENTER ___ INTERIOR END ___ EXTERIOR
___ OTHER

21. ROOF CONFIGURATION:

___ GABLE SIDE [X] GABLE FRONT ___ HIP ___ MANSARD ___ FLAT
___ GAMBREL ___ PARAPET GABLE ___ SHED ___ CROSS GABLE
___ COMPOUND ___ OTHER

22. ROOF MATERIAL: ___ WOOD [X] METAL ___ TILE ___ SLATE ___ ASPHALT ___ ASBESTOS

23. EXTERIOR WALL MATERIALS:

___ CLAPBOARD ___ BRICK ___ FLUSH SHEATHING ___ WOOD SHINGLE ___ STONE
___ LOG ___ PRESSED METAL ___ CONCRETE ___ STUCCO ___ ASPHALT
___ GRANITE ___ ASBESTOS ___ TERRA COTTA ___ BOARD AND BATTEN [X] ALUMINUM/VINYL
___ OTHER

24. FOUNDATION MATERIAL:

___ FIELDSTONE [X] BRICK ___ WOOD ___ CONCRETE ___ GRANITE ___ ORNAMENTAL CONC. BLOCK
___ OTHER

25. OUTBUILDINGS/FEATURES:

___ CARRIAGE HOUSE ___ FENCE OR WALL ___ CEMETERY ___ BARN (CONNECTED)
___ BARN (DETACHED) ___ FORMAL GARDEN ___ LANDSCAPE/PLANT MAT ___ ARCHAEOLOGICAL SITE
___ GARAGE ___ OTHER

HISTORICAL DATA

26. DOCUMENTED DATE OF CONSTRUCTION: _____ 27. ESTIMATED DATE OF CONSTRUCTION: 1900

28. DATE MAJOR ADDITIONS/ALTERATIONS: _____

29. ARCHITECT: _____ 30. CONTRACTOR: _____

31. ORIGINAL OWNER: _____

32. SUBSEQUENT SIGNIFICANT OWNER: _____ DATES: _____

33. CULTURAL/ETHNIC AFFILIATION:

___ ENGLISH ___ FRENCH ACADIAN ___ NATIVE AMERICAN ___ SCOTTISH ___ FRENCH CANADIAN
___ EAST EUROPEAN ___ IRISH ___ OTHER

34. HISTORIC CONTEXT(S):

___ COMMERCE ___ INDUSTRY ___ TRANSPORTATION ___ AGRICULTURE ___ MILITARY
___ RELIGION ___ CIVIC AFFAIRS ___ RECREATION ___ HABITATION ___ EDUCATION
___ ART, LIT, SCIENCE ___ SOCIAL

35. COMMENTS/SOURCES: _____

36. HISTORICAL DRAWINGS EXIST: ___ YES [X] NO 37. KIT HOUSE ___ YES [X] NO 38. PATTERN BOOK HOUSE ___ YES [X] NO

ENVIRONMENTAL DATA

39. SITE INTEGRITY: [X] ORIGINAL ___ MOVED DATE MOVED _____

40. SETTING: ___ RURAL/UNDISTURBED ___ RURAL/BUILT UP [X] SMALL TOWN ___ URBAN ___ SUBURBAN

41. QUADRANGLE MAP USED: Bingham

42. UTM NORTHING: 5630455.20887078 43. UTM EASTING: -7779120.33495814

44. FACADE DIRECTION (CIRCLE ONE): N S (E) W NE NW SE SW

=====
MHPC USE ONLY

DATE ENTERED IN INVENTORY: _____ PHOTO FILE #: _____

NR STATUS: ___ L ___ HD ___ E ___ NE ___ ND REVIEWER _____

DATA SOURCE: ___ HPF ___ CLG ___ R&C ___ STAFF ___ STATE SURVEY OTHER _____ LEVEL OF SURVEY: ___ R ___ I

MHPC USE ONLY

INVENTORY NO.

MAINE HISTORIC PRESERVATION COMMISSION Historic Building/Structure Survey Form

1. PROPERTY NAME (HISTORIC): _____
2. PROPERTY NAME (OTHER): _____
3. STREET ADDRESS: 43 Milford Street
4. TOWN: Bingham 5. COUNTY: Somerset
6. DATE RECORDED: 4/7/2021 7. SURVEYOR: Andrade, Melissa
8. OWNER NAME: _____ 9. ADDRESS: _____

10. PRIMARY USE (PRESENT):
- | | | | |
|---|---------------------------------------|--|--------------------------------------|
| <input checked="" type="checkbox"/> SINGLE FAMILY | <input type="checkbox"/> AGRICULTURE | <input type="checkbox"/> COMMERCIAL/TRADE | <input type="checkbox"/> FUNERARY |
| <input type="checkbox"/> MULTI-FAMILY | <input type="checkbox"/> GOVERNMENTAL | <input type="checkbox"/> EDUCATION | <input type="checkbox"/> HEALTH CARE |
| <input type="checkbox"/> INDUSTRY | <input type="checkbox"/> RELIGIOUS | <input type="checkbox"/> HOTEL | <input type="checkbox"/> LANDSCAPE |
| <input type="checkbox"/> TRANSPORTATION | <input type="checkbox"/> DEFENSE | <input type="checkbox"/> SUMMER COTTAGE/CAMP | <input type="checkbox"/> SOCIAL |
| <input type="checkbox"/> RECREATION/CULTURE | <input type="checkbox"/> UNKNOWN | | |
| <input type="checkbox"/> OTHER _____ | | | |

11. CONDITION: GOOD FAIR POOR DESTROYED, DATE _____

ARCHITECTURAL DATA

12. PRIMARY STYLISTIC CATEGORY:
- | | | | |
|---|--|---|--|
| <input type="checkbox"/> GEORGIAN | <input type="checkbox"/> STICK STYLE | <input checked="" type="checkbox"/> 19 TH /20 TH C. REVIVAL | <input type="checkbox"/> MODERN/CONTEMPORARY |
| <input type="checkbox"/> FEDERAL | <input type="checkbox"/> QUEEN ANNE | <input type="checkbox"/> COMMERCIAL STYLE | <input type="checkbox"/> MINIMAL TRADITIONAL |
| <input type="checkbox"/> GREEK REVIVAL | <input type="checkbox"/> SHINGLE STYLE | <input type="checkbox"/> CRAFTSMAN | <input type="checkbox"/> RANCH |
| <input type="checkbox"/> GOTHIC REVIVAL | <input type="checkbox"/> ROMANESQUE | <input type="checkbox"/> ART DECO / MODERNE | <input type="checkbox"/> SPLIT LEVEL |
| <input type="checkbox"/> ITALIANATE | <input type="checkbox"/> NEO-CLASSICAL REV | <input type="checkbox"/> INTERNATIONAL | <input type="checkbox"/> VERNACULAR |
| <input type="checkbox"/> SECOND EMPIRE | <input type="checkbox"/> RENAISSANCE REV | <input type="checkbox"/> OTHER _____ | |

13. SECONDARY STYLISTIC CATEGORY:
- | | | | |
|---|--|--|--|
| <input type="checkbox"/> GEORGIAN | <input type="checkbox"/> STICK STYLE | <input type="checkbox"/> 19 TH /20 TH C. REVIVAL | <input type="checkbox"/> MODERN/CONTEMPORARY |
| <input type="checkbox"/> FEDERAL | <input type="checkbox"/> QUEEN ANNE | <input type="checkbox"/> COMMERCIAL STYLE | <input type="checkbox"/> MINIMAL TRADITIONAL |
| <input type="checkbox"/> GREEK REVIVAL | <input type="checkbox"/> SHINGLE STYLE | <input type="checkbox"/> CRAFTSMAN | <input type="checkbox"/> RANCH |
| <input type="checkbox"/> GOTHIC REVIVAL | <input type="checkbox"/> ROMANESQUE | <input type="checkbox"/> ART DECO / MODERNE | <input type="checkbox"/> SPLIT LEVEL |
| <input type="checkbox"/> ITALIANATE | <input type="checkbox"/> NEO-CLASSICAL REV | <input type="checkbox"/> INTERNATIONAL | <input type="checkbox"/> VERNACULAR |
| <input type="checkbox"/> SECOND EMPIRE | <input type="checkbox"/> RENAISSANCE REV | <input type="checkbox"/> OTHER _____ | |

14. HEIGHT:
- 1 STORY 1 1/2 STORY 2 STORY 2 1/2 STORY 3 STORY 4 STORY
- 5 STORY OVER 5 (_____)

15. PRIMARY FACADE WIDTH (MAIN BLOCK; USE GROUND FLOOR):
- 1 BAY 2 BAY 3 BAY 4 BAY 5 BAY MORE THAN 5 (_____)

16. APPENDAGES: SIDE ELL REAR ELL FRONT ADDED STORIES SHED
- DORMERS PORCH TOWER CUPOLA BAY WINDOW

PHOTOGRAPH:



17. PORCH:

ATTACHED ENGAGED ONE STORY MORE THAN ONE STORY
 FULL WIDTH WRAPAROUND SLEEPING PORCH SECONDARY PORCH

18. PLAN OR FORM

HALL AND PARLOR 1/2 CAPE CAPE CENTRAL HALL 2-STORY DOUBLE PILE
 SIDE HALL BACK HALL IRREGULAR FOURSQUARE BUNGALOW
 MOBILE HOME MODULAR OTHER _____

19. PRIMARY STRUCTURAL SYSTEM:

TIMBER FRAME BRACED FRAME BRICK STONE BALLOON FRAME
 CONCRETE STEEL LOG PLANK WALL PLATFORM FRAME
 FRAME CONSTRUCTION - TYPE UNKNOWN OTHER _____

20. CHIMNEY PLACEMENT:

INTERIOR INTERIOR FRONT/REAR CENTER INTERIOR END EXTERIOR
 OTHER _____

21. ROOF CONFIGURATION:

GABLE SIDE GABLE FRONT HIP MANSARD FLAT
 GAMBREL PARAPET GABLE SHED CROSS GABLE
 COMPOUND OTHER _____

22. ROOF MATERIAL: WOOD METAL TILE SLATE ASPHALT ASBESTOS

23. EXTERIOR WALL MATERIALS:

CLAPBOARD BRICK FLUSH SHEATHING WOOD SHINGLE STONE
 LOG PRESSED METAL CONCRETE STUCCO ASPHALT
 GRANITE ASBESTOS TERRA COTTA BOARD AND BATTEN ALUMINUM/VINYL
 OTHER _____

24. FOUNDATION MATERIAL:

FIELDSTONE BRICK WOOD CONCRETE GRANITE ORNAMENTAL CONC. BLOCK
 OTHER _____

25. OUTBUILDINGS/FEATURES:

CARRIAGE HOUSE FENCE OR WALL CEMETERY BARN (CONNECTED)
 BARN (DETACHED) FORMAL GARDEN LANDSCAPE/PLANT MAT ARCHAEOLOGICAL SITE
 GARAGE OTHER _____

HISTORICAL DATA

26. DOCUMENTED DATE OF CONSTRUCTION: _____ 27. ESTIMATED DATE OF CONSTRUCTION: 1910

28. DATE MAJOR ADDITIONS/ALTERATIONS: _____

29. ARCHITECT: _____ 30. CONTRACTOR: _____

31. ORIGINAL OWNER: _____

32. SUBSEQUENT SIGNIFICANT OWNER: _____ DATES: _____

33. CULTURAL/ETHNIC AFFILIATION:

ENGLISH FRENCH ACADIAN NATIVE AMERICAN SCOTTISH FRENCH CANADIAN
 EAST EUROPEAN IRISH OTHER _____

34. HISTORIC CONTEXT(S):

COMMERCE INDUSTRY TRANSPORTATION AGRICULTURE MILITARY
 RELIGION CIVIC AFFAIRS RECREATION HABITATION EDUCATION
 ART, LIT, SCIENCE SOCIAL

35. COMMENTS/SOURCES: _____

36. HISTORICAL DRAWINGS EXIST: YES NO 37. KIT HOUSE YES NO 38. PATTERN BOOK HOUSE YES NO

ENVIRONMENTAL DATA

39. SITE INTEGRITY: ORIGINAL MOVED DATE MOVED _____

40. SETTING: RURAL/UNDISTURBED RURAL/BUILT UP SMALL TOWN URBAN SUBURBAN

41. QUADRANGLE MAP USED: Bingham

42. UTM NORTHING: 5630558.05247275 43. UTM EASTING: -7779066.82184975

44. FACADE DIRECTION (CIRCLE ONE): N S E **(W)** NE NW SE SW

=====

MHPC USE ONLY

DATE ENTERED IN INVENTORY: _____ PHOTO FILE #: _____

NR STATUS: L HD E NE ND REVIEWER _____

DATA SOURCE: HPF CLG R&C STAFF STATE SURVEY OTHER _____ LEVEL OF SURVEY: R I

17. PORCH:

ATTACHED ENGAGED ONE STORY MORE THAN ONE STORY
 FULL WIDTH WRAPAROUND SLEEPING PORCH SECONDARY PORCH

18. PLAN OR FORM

HALL AND PARLOR 1/2 CAPE CAPE CENTRAL HALL 2-STORY DOUBLE PILE
 SIDE HALL BACK HALL IRREGULAR FOURSQUARE BUNGALOW
 MOBILE HOME MODULAR OTHER _____

19. PRIMARY STRUCTURAL SYSTEM:

TIMBER FRAME BRACED FRAME BRICK STONE BALLOON FRAME
 CONCRETE STEEL LOG PLANK WALL PLATFORM FRAME
 FRAME CONSTRUCTION - TYPE UNKNOWN OTHER _____

20. CHIMNEY PLACEMENT:

INTERIOR INTERIOR FRONT/REAR CENTER INTERIOR END EXTERIOR
 OTHER _____

21. ROOF CONFIGURATION:

GABLE SIDE GABLE FRONT HIP MANSARD FLAT
 GAMBREL PARAPET GABLE SHED CROSS GABLE
 COMPOUND OTHER _____

22. ROOF MATERIAL: WOOD METAL TILE SLATE ASPHALT ASBESTOS

23. EXTERIOR WALL MATERIALS:

CLAPBOARD BRICK FLUSH SHEATHING WOOD SHINGLE STONE
 LOG PRESSED METAL CONCRETE STUCCO ASPHALT
 GRANITE ASBESTOS TERRA COTTA BOARD AND BATTEN ALUMINUM/VINYL
 OTHER _____

24. FOUNDATION MATERIAL:

FIELDSTONE BRICK WOOD CONCRETE GRANITE ORNAMENTAL CONC. BLOCK
 OTHER _____

25. OUTBUILDINGS/FEATURES:

CARRIAGE HOUSE FENCE OR WALL CEMETERY BARN (CONNECTED)
 BARN (DETACHED) FORMAL GARDEN LANDSCAPE/PLANT MAT ARCHAEOLOGICAL SITE
 GARAGE OTHER _____

HISTORICAL DATA

26. DOCUMENTED DATE OF CONSTRUCTION: _____ 27. ESTIMATED DATE OF CONSTRUCTION: 1900

28. DATE MAJOR ADDITIONS/ALTERATIONS: _____

29. ARCHITECT: _____ 30. CONTRACTOR: _____

31. ORIGINAL OWNER: _____

32. SUBSEQUENT SIGNIFICANT OWNER: _____ DATES: _____

33. CULTURAL/ETHNIC AFFILIATION:

ENGLISH FRENCH ACADIAN NATIVE AMERICAN SCOTTISH FRENCH CANADIAN
 EAST EUROPEAN IRISH OTHER _____

34. HISTORIC CONTEXT(S):

COMMERCE INDUSTRY TRANSPORTATION AGRICULTURE MILITARY
 RELIGION CIVIC AFFAIRS RECREATION HABITATION EDUCATION
 ART, LIT, SCIENCE SOCIAL

35. COMMENTS/SOURCES: _____

36. HISTORICAL DRAWINGS EXIST: YES NO 37. KIT HOUSE YES NO 38. PATTERN BOOK HOUSE YES NO

ENVIRONMENTAL DATA

39. SITE INTEGRITY: ORIGINAL MOVED DATE MOVED _____

40. SETTING: RURAL/UNDISTURBED RURAL/BUILT UP SMALL TOWN URBAN SUBURBAN

41. QUADRANGLE MAP USED: Bingham

42. UTM NORTHING: 5630584.63975811 43. UTM EASTING: -7778771.40453669

44. FACADE DIRECTION (CIRCLE ONE): N (S) E W NE NW SE SW

=====

MHPC USE ONLY

DATE ENTERED IN INVENTORY: _____ PHOTO FILE #: _____

NR STATUS: L HD E NE ND REVIEWER _____

DATA SOURCE: HPF CLG R&C STAFF STATE SURVEY OTHER _____ LEVEL OF SURVEY: R I

MHPC USE ONLY

INVENTORY NO.

MAINE HISTORIC PRESERVATION COMMISSION Historic Building/Structure Survey Form

1. PROPERTY NAME (HISTORIC): _____

2. PROPERTY NAME (OTHER): _____

3. STREET ADDRESS: 44 Milford Street

4. TOWN: Bingham 5. COUNTY: Somerset

6. DATE RECORDED: 4/7/2021 7. SURVEYOR: Andrade, Melissa

8. OWNER NAME: _____ 9. ADDRESS: _____

10. PRIMARY USE (PRESENT):
- | | | | |
|---|---------------------------------------|--|--------------------------------------|
| <input checked="" type="checkbox"/> SINGLE FAMILY | <input type="checkbox"/> AGRICULTURE | <input type="checkbox"/> COMMERCIAL/TRADE | <input type="checkbox"/> FUNERARY |
| <input type="checkbox"/> MULTI-FAMILY | <input type="checkbox"/> GOVERNMENTAL | <input type="checkbox"/> EDUCATION | <input type="checkbox"/> HEALTH CARE |
| <input type="checkbox"/> INDUSTRY | <input type="checkbox"/> RELIGIOUS | <input type="checkbox"/> HOTEL | <input type="checkbox"/> LANDSCAPE |
| <input type="checkbox"/> TRANSPORTATION | <input type="checkbox"/> DEFENSE | <input type="checkbox"/> SUMMER COTTAGE/CAMP | <input type="checkbox"/> SOCIAL |
| <input type="checkbox"/> RECREATION/CULTURE | <input type="checkbox"/> UNKNOWN | | |
| <input type="checkbox"/> OTHER _____ | | | |

11. CONDITION: GOOD FAIR POOR DESTROYED, DATE _____

ARCHITECTURAL DATA

12. PRIMARY STYLISTIC CATEGORY:
- | | | | |
|---|--|--|--|
| <input type="checkbox"/> GEORGIAN | <input type="checkbox"/> STICK STYLE | <input type="checkbox"/> 19 TH /20 TH C. REVIVAL | <input type="checkbox"/> MODERN/CONTEMPORARY |
| <input type="checkbox"/> FEDERAL | <input type="checkbox"/> QUEEN ANNE | <input type="checkbox"/> COMMERCIAL STYLE | <input type="checkbox"/> MINIMAL TRADITIONAL |
| <input type="checkbox"/> GREEK REVIVAL | <input type="checkbox"/> SHINGLE STYLE | <input type="checkbox"/> CRAFTSMAN | <input type="checkbox"/> RANCH |
| <input type="checkbox"/> GOTHIC REVIVAL | <input type="checkbox"/> ROMANESQUE | <input type="checkbox"/> ART DECO / MODERNE | <input type="checkbox"/> SPLIT LEVEL |
| <input type="checkbox"/> ITALIANATE | <input type="checkbox"/> NEO-CLASSICAL REV | <input type="checkbox"/> INTERNATIONAL | <input checked="" type="checkbox"/> VERNACULAR |
| <input type="checkbox"/> SECOND EMPIRE | <input type="checkbox"/> RENAISSANCE REV | <input type="checkbox"/> OTHER _____ | |

13. SECONDARY STYLISTIC CATEGORY:
- | | | | |
|---|--|--|--|
| <input type="checkbox"/> GEORGIAN | <input type="checkbox"/> STICK STYLE | <input type="checkbox"/> 19 TH /20 TH C. REVIVAL | <input type="checkbox"/> MODERN/CONTEMPORARY |
| <input type="checkbox"/> FEDERAL | <input type="checkbox"/> QUEEN ANNE | <input type="checkbox"/> COMMERCIAL STYLE | <input type="checkbox"/> MINIMAL TRADITIONAL |
| <input type="checkbox"/> GREEK REVIVAL | <input type="checkbox"/> SHINGLE STYLE | <input type="checkbox"/> CRAFTSMAN | <input type="checkbox"/> RANCH |
| <input type="checkbox"/> GOTHIC REVIVAL | <input type="checkbox"/> ROMANESQUE | <input type="checkbox"/> ART DECO / MODERNE | <input type="checkbox"/> SPLIT LEVEL |
| <input type="checkbox"/> ITALIANATE | <input type="checkbox"/> NEO-CLASSICAL REV | <input type="checkbox"/> INTERNATIONAL | <input type="checkbox"/> VERNACULAR |
| <input type="checkbox"/> SECOND EMPIRE | <input type="checkbox"/> RENAISSANCE REV | <input type="checkbox"/> OTHER _____ | |

14. HEIGHT: 1 STORY 1 1/2 STORY 2 STORY 2 1/2 STORY 3 STORY 4 STORY
 5 STORY OVER 5 (_____)

15. PRIMARY FACADE WIDTH (MAIN BLOCK; USE GROUND FLOOR):
 1 BAY 2 BAY 3 BAY 4 BAY 5 BAY MORE THAN 5 (_____)

16. APPENDAGES: SIDE ELL REAR ELL FRONT ADDED STORIES SHED
 DORMERS PORCH TOWER CUPOLA BAY WINDOW

PHOTOGRAPH:



17. PORCH:

ATTACHED ENGAGED ONE STORY MORE THAN ONE STORY
 FULL WIDTH WRAPAROUND SLEEPING PORCH SECONDARY PORCH

18. PLAN OR FORM

HALL AND PARLOR 1/2 CAPE CAPE CENTRAL HALL 2-STORY DOUBLE PILE
 SIDE HALL BACK HALL IRREGULAR FOURSQUARE BUNGALOW
 MOBILE HOME MODULAR OTHER _____

19. PRIMARY STRUCTURAL SYSTEM:

TIMBER FRAME BRACED FRAME BRICK STONE BALLOON FRAME
 CONCRETE STEEL LOG PLANK WALL PLATFORM FRAME
 FRAME CONSTRUCTION - TYPE UNKNOWN OTHER _____

20. CHIMNEY PLACEMENT:

INTERIOR INTERIOR FRONT/REAR CENTER INTERIOR END EXTERIOR
 OTHER _____

21. ROOF CONFIGURATION:

GABLE SIDE GABLE FRONT HIP MANSARD FLAT
 GAMBREL PARAPET GABLE SHED CROSS GABLE
 COMPOUND OTHER _____

22. ROOF MATERIAL: WOOD METAL TILE SLATE ASPHALT ASBESTOS

23. EXTERIOR WALL MATERIALS:

CLAPBOARD BRICK FLUSH SHEATHING WOOD SHINGLE STONE
 LOG PRESSED METAL CONCRETE STUCCO ASPHALT
 GRANITE ASBESTOS TERRA COTTA BOARD AND BATTEN ALUMINUM/VINYL
 OTHER _____

24. FOUNDATION MATERIAL:

FIELDSTONE BRICK WOOD CONCRETE GRANITE ORNAMENTAL CONC. BLOCK
 OTHER not visible _____

25. OUTBUILDINGS/FEATURES:

CARRIAGE HOUSE FENCE OR WALL CEMETERY BARN (CONNECTED)
 BARN (DETACHED) FORMAL GARDEN LANDSCAPE/PLANT MAT ARCHAEOLOGICAL SITE
 GARAGE OTHER _____

HISTORICAL DATA

26. DOCUMENTED DATE OF CONSTRUCTION: _____ 27. ESTIMATED DATE OF CONSTRUCTION: 1900

28. DATE MAJOR ADDITIONS/ALTERATIONS: _____

29. ARCHITECT: _____ 30. CONTRACTOR: _____

31. ORIGINAL OWNER: _____

32. SUBSEQUENT SIGNIFICANT OWNER: _____ DATES: _____

33. CULTURAL/ETHNIC AFFILIATION:

ENGLISH FRENCH ACADIAN NATIVE AMERICAN SCOTTISH FRENCH CANADIAN
 EAST EUROPEAN IRISH OTHER _____

34. HISTORIC CONTEXT(S):

COMMERCE INDUSTRY TRANSPORTATION AGRICULTURE MILITARY
 RELIGION CIVIC AFFAIRS RECREATION HABITATION EDUCATION
 ART, LIT, SCIENCE SOCIAL

35. COMMENTS/SOURCES: _____

36. HISTORICAL DRAWINGS EXIST: YES NO 37. KIT HOUSE YES NO 38. PATTERN BOOK HOUSE YES NO

ENVIRONMENTAL DATA

39. SITE INTEGRITY: ORIGINAL MOVED DATE MOVED _____

40. SETTING: RURAL/UNDISTURBED RURAL/BUILT UP SMALL TOWN URBAN SUBURBAN

41. QUADRANGLE MAP USED: Bingham

42. UTM NORTHING: 5630551.10916805 43. UTM EASTING: -7779123.90478001

44. FACADE DIRECTION (CIRCLE ONE): N S **(E)** W NE NW SE SW

=====
MHPC USE ONLY

DATE ENTERED IN INVENTORY: _____ PHOTO FILE #: _____

NR STATUS: L HD E NE ND REVIEWER _____

DATA SOURCE: HPF CLG R&C STAFF STATE SURVEY OTHER _____ LEVEL OF SURVEY: R I

MHPC USE ONLY

INVENTORY NO.

MAINE HISTORIC PRESERVATION COMMISSION Historic Building/Structure Survey Form

1. PROPERTY NAME (HISTORIC): _____
2. PROPERTY NAME (OTHER): _____
3. STREET ADDRESS: 49 Sidney Street
4. TOWN: Bingham 5. COUNTY: Somerset
6. DATE RECORDED: 4/7/2021 7. SURVEYOR: Andrade, Melissa
8. OWNER NAME: _____ 9. ADDRESS: _____

10. PRIMARY USE (PRESENT):
- | | | | |
|---|---------------------------------------|--|--------------------------------------|
| <input checked="" type="checkbox"/> SINGLE FAMILY | <input type="checkbox"/> AGRICULTURE | <input type="checkbox"/> COMMERCIAL/TRADE | <input type="checkbox"/> FUNERARY |
| <input type="checkbox"/> MULTI-FAMILY | <input type="checkbox"/> GOVERNMENTAL | <input type="checkbox"/> EDUCATION | <input type="checkbox"/> HEALTH CARE |
| <input type="checkbox"/> INDUSTRY | <input type="checkbox"/> RELIGIOUS | <input type="checkbox"/> HOTEL | <input type="checkbox"/> LANDSCAPE |
| <input type="checkbox"/> TRANSPORTATION | <input type="checkbox"/> DEFENSE | <input type="checkbox"/> SUMMER COTTAGE/CAMP | <input type="checkbox"/> SOCIAL |
| <input type="checkbox"/> RECREATION/CULTURE | <input type="checkbox"/> UNKNOWN | | |
| <input type="checkbox"/> OTHER _____ | | | |

11. CONDITION: GOOD FAIR POOR DESTROYED, DATE _____

ARCHITECTURAL DATA

12. PRIMARY STYLISTIC CATEGORY:
- | | | | |
|---|--|--|--|
| <input type="checkbox"/> GEORGIAN | <input type="checkbox"/> STICK STYLE | <input type="checkbox"/> 19 TH /20 TH C. REVIVAL | <input type="checkbox"/> MODERN/CONTEMPORARY |
| <input type="checkbox"/> FEDERAL | <input type="checkbox"/> QUEEN ANNE | <input type="checkbox"/> COMMERCIAL STYLE | <input type="checkbox"/> MINIMAL TRADITIONAL |
| <input type="checkbox"/> GREEK REVIVAL | <input type="checkbox"/> SHINGLE STYLE | <input type="checkbox"/> CRAFTSMAN | <input type="checkbox"/> RANCH |
| <input type="checkbox"/> GOTHIC REVIVAL | <input type="checkbox"/> ROMANESQUE | <input type="checkbox"/> ART DECO / MODERNE | <input type="checkbox"/> SPLIT LEVEL |
| <input type="checkbox"/> ITALIANATE | <input type="checkbox"/> NEO-CLASSICAL REV | <input type="checkbox"/> INTERNATIONAL | <input checked="" type="checkbox"/> VERNACULAR |
| <input type="checkbox"/> SECOND EMPIRE | <input type="checkbox"/> RENAISSANCE REV | <input type="checkbox"/> OTHER _____ | |

13. SECONDARY STYLISTIC CATEGORY:
- | | | | |
|---|--|--|--|
| <input type="checkbox"/> GEORGIAN | <input type="checkbox"/> STICK STYLE | <input type="checkbox"/> 19 TH /20 TH C. REVIVAL | <input type="checkbox"/> MODERN/CONTEMPORARY |
| <input type="checkbox"/> FEDERAL | <input type="checkbox"/> QUEEN ANNE | <input type="checkbox"/> COMMERCIAL STYLE | <input type="checkbox"/> MINIMAL TRADITIONAL |
| <input type="checkbox"/> GREEK REVIVAL | <input type="checkbox"/> SHINGLE STYLE | <input type="checkbox"/> CRAFTSMAN | <input type="checkbox"/> RANCH |
| <input type="checkbox"/> GOTHIC REVIVAL | <input type="checkbox"/> ROMANESQUE | <input type="checkbox"/> ART DECO / MODERNE | <input type="checkbox"/> SPLIT LEVEL |
| <input type="checkbox"/> ITALIANATE | <input type="checkbox"/> NEO-CLASSICAL REV | <input type="checkbox"/> INTERNATIONAL | <input type="checkbox"/> VERNACULAR |
| <input type="checkbox"/> SECOND EMPIRE | <input type="checkbox"/> RENAISSANCE REV | <input type="checkbox"/> OTHER _____ | |

14. HEIGHT:
- 1 STORY 1 1/2 STORY 2 STORY 2 1/2 STORY 3 STORY 4 STORY
- 5 STORY OVER 5 (_____)

15. PRIMARY FACADE WIDTH (MAIN BLOCK; USE GROUND FLOOR):
- 1 BAY 2 BAY 3 BAY 4 BAY 5 BAY MORE THAN 5 (_____)

16. APPENDAGES: SIDE ELL REAR ELL FRONT ADDED STORIES SHED
- DORMERS PORCH TOWER CUPOLA BAY WINDOW

PHOTOGRAPH:



17. PORCH:

___ ATTACHED ___ ENGAGED ___ ONE STORY ___ MORE THAN ONE STORY
___ FULL WIDTH ___ WRAPAROUND ___ SLEEPING PORCH ___ SECONDARY PORCH

18. PLAN OR FORM

___ HALL AND PARLOR ___ 1/2 CAPE ___ CAPE ___ CENTRAL HALL ___ 2-STORY DOUBLE PILE
[X] SIDE HALL ___ BACK HALL ___ IRREGULAR ___ FOURSQUARE ___ BUNGALOW
___ MOBILE HOME ___ MODULAR ___ OTHER

19. PRIMARY STRUCTURAL SYSTEM:

___ TIMBER FRAME ___ BRACED FRAME ___ BRICK ___ STONE [X] BALLOON FRAME
___ CONCRETE ___ STEEL ___ LOG ___ PLANK WALL ___ PLATFORM FRAME
___ FRAME CONSTRUCTION - TYPE UNKNOWN ___ OTHER

20. CHIMNEY PLACEMENT:

___ INTERIOR ___ INTERIOR FRONT/REAR ___ CENTER ___ INTERIOR END [X] EXTERIOR
___ OTHER

21. ROOF CONFIGURATION:

___ GABLE SIDE [X] GABLE FRONT ___ HIP ___ MANSARD ___ FLAT
___ GAMBREL ___ PARAPET GABLE ___ SHED ___ CROSS GABLE
___ COMPOUND ___ OTHER

22. ROOF MATERIAL:

___ WOOD [X] METAL ___ TILE ___ SLATE ___ ASPHALT ___ ASBESTOS

23. EXTERIOR WALL MATERIALS:

___ CLAPBOARD ___ BRICK ___ FLUSH SHEATHING ___ WOOD SHINGLE ___ STONE
___ LOG ___ PRESSED METAL ___ CONCRETE ___ STUCCO ___ ASPHALT
___ GRANITE ___ ASBESTOS ___ TERRA COTTA ___ BOARD AND BATTEN [X] ALUMINUM/VINYL
___ OTHER

24. FOUNDATION MATERIAL:

___ FIELDSTONE ___ BRICK ___ WOOD [X] CONCRETE ___ GRANITE ___ ORNAMENTAL CONC. BLOCK
___ OTHER

25. OUTBUILDINGS/FEATURES:

___ CARRIAGE HOUSE ___ FENCE OR WALL ___ CEMETERY ___ BARN (CONNECTED)
___ BARN (DETACHED) ___ FORMAL GARDEN ___ LANDSCAPE/PLANT MAT ___ ARCHAEOLOGICAL SITE
___ GARAGE ___ OTHER

HISTORICAL DATA

26. DOCUMENTED DATE OF CONSTRUCTION: _____ 27. ESTIMATED DATE OF CONSTRUCTION: 1870

28. DATE MAJOR ADDITIONS/ALTERATIONS: _____

29. ARCHITECT: _____ 30. CONTRACTOR: _____

31. ORIGINAL OWNER: _____

32. SUBSEQUENT SIGNIFICANT OWNER: _____ DATES: _____

33. CULTURAL/ETHNIC AFFILIATION:

___ ENGLISH ___ FRENCH ACADIAN ___ NATIVE AMERICAN ___ SCOTTISH ___ FRENCH CANADIAN
___ EAST EUROPEAN ___ IRISH ___ OTHER

34. HISTORIC CONTEXT(S):

___ COMMERCE ___ INDUSTRY ___ TRANSPORTATION ___ AGRICULTURE ___ MILITARY
___ RELIGION ___ CIVIC AFFAIRS ___ RECREATION ___ HABITATION ___ EDUCATION
___ ART, LIT, SCIENCE ___ SOCIAL

35. COMMENTS/SOURCES: _____

36. HISTORICAL DRAWINGS EXIST: ___ YES [X] NO 37. KIT HOUSE ___ YES [X] NO 38. PATTERN BOOK HOUSE ___ YES [X] NO

ENVIRONMENTAL DATA

39. SITE INTEGRITY: [X] ORIGINAL ___ MOVED DATE MOVED _____

40. SETTING: ___ RURAL/UNDISTURBED ___ RURAL/BUILT UP [X] SMALL TOWN ___ URBAN ___ SUBURBAN

41. QUADRANGLE MAP USED: Bingham

42. UTM NORTHING: 5630521.28418396 43. UTM EASTING: -7778815.23381237

44. FACADE DIRECTION (CIRCLE ONE): (N) S E W NE NW SE SW

=====
MHPC USE ONLY

DATE ENTERED IN INVENTORY: _____ PHOTO FILE #: _____

NR STATUS: ___ L ___ HD ___ E ___ NE ___ ND REVIEWER _____

DATA SOURCE: ___ HPF ___ CLG ___ R&C ___ STAFF ___ STATE SURVEY OTHER _____ LEVEL OF SURVEY: ___ R ___ I

17. PORCH:

ATTACHED ENGAGED ONE STORY MORE THAN ONE STORY
 FULL WIDTH WRAPAROUND SLEEPING PORCH SECONDARY PORCH

18. PLAN OR FORM

HALL AND PARLOR 1/2 CAPE CAPE CENTRAL HALL 2-STORY DOUBLE PILE
 SIDE HALL BACK HALL IRREGULAR FOURSQUARE BUNGALOW
 MOBILE HOME MODULAR OTHER _____

19. PRIMARY STRUCTURAL SYSTEM:

TIMBER FRAME BRACED FRAME BRICK STONE BALLOON FRAME
 CONCRETE STEEL LOG PLANK WALL PLATFORM FRAME
 FRAME CONSTRUCTION - TYPE UNKNOWN OTHER _____

20. CHIMNEY PLACEMENT:

INTERIOR INTERIOR FRONT/REAR CENTER INTERIOR END EXTERIOR
 OTHER _____

21. ROOF CONFIGURATION:

GABLE SIDE GABLE FRONT HIP MANSARD FLAT
 GAMBREL PARAPET GABLE SHED CROSS GABLE
 COMPOUND OTHER _____

22. ROOF MATERIAL: WOOD METAL TILE SLATE ASPHALT ASBESTOS

23. EXTERIOR WALL MATERIALS:

CLAPBOARD BRICK FLUSH SHEATHING WOOD SHINGLE STONE
 LOG PRESSED METAL CONCRETE STUCCO ASPHALT
 GRANITE ASBESTOS TERRA COTTA BOARD AND BATTEN ALUMINUM/VINYL
 OTHER _____

24. FOUNDATION MATERIAL:

FIELDSTONE BRICK WOOD CONCRETE GRANITE ORNAMENTAL CONC. BLOCK
 OTHER not visible _____

25. OUTBUILDINGS/FEATURES:

CARRIAGE HOUSE FENCE OR WALL CEMETERY BARN (CONNECTED)
 BARN (DETACHED) FORMAL GARDEN LANDSCAPE/PLANT MAT ARCHAEOLOGICAL SITE
 GARAGE OTHER _____

HISTORICAL DATA

26. DOCUMENTED DATE OF CONSTRUCTION: _____ 27. ESTIMATED DATE OF CONSTRUCTION: 1910

28. DATE MAJOR ADDITIONS/ALTERATIONS: _____

29. ARCHITECT: _____ 30. CONTRACTOR: _____

31. ORIGINAL OWNER: _____

32. SUBSEQUENT SIGNIFICANT OWNER: _____ DATES: _____

33. CULTURAL/ETHNIC AFFILIATION:

ENGLISH FRENCH ACADIAN NATIVE AMERICAN SCOTTISH FRENCH CANADIAN
 EAST EUROPEAN IRISH OTHER _____

34. HISTORIC CONTEXT(S):

COMMERCE INDUSTRY TRANSPORTATION AGRICULTURE MILITARY
 RELIGION CIVIC AFFAIRS RECREATION HABITATION EDUCATION
 ART, LIT, SCIENCE SOCIAL

35. COMMENTS/SOURCES: _____

36. HISTORICAL DRAWINGS EXIST: YES NO 37. KIT HOUSE YES NO 38. PATTERN BOOK HOUSE YES NO

ENVIRONMENTAL DATA

39. SITE INTEGRITY: ORIGINAL MOVED DATE MOVED _____

40. SETTING: RURAL/UNDISTURBED RURAL/BUILT UP SMALL TOWN URBAN SUBURBAN

41. QUADRANGLE MAP USED: Bingham

42. UTM NORTHING: 5630552.63184634 43. UTM EASTING: -7779030.73496968

44. FACADE DIRECTION (CIRCLE ONE): N S E NE NW SE SW

=====

MHPC USE ONLY

DATE ENTERED IN INVENTORY: _____ PHOTO FILE #: _____

NR STATUS: L HD E NE ND REVIEWER _____

DATA SOURCE: HPF CLG R&C STAFF STATE SURVEY OTHER _____ LEVEL OF SURVEY: R I

17. PORCH:

ATTACHED ENGAGED ONE STORY MORE THAN ONE STORY
 FULL WIDTH WRAPAROUND SLEEPING PORCH SECONDARY PORCH

18. PLAN OR FORM

HALL AND PARLOR 1/2 CAPE CAPE CENTRAL HALL 2-STORY DOUBLE PILE
 SIDE HALL BACK HALL IRREGULAR FOURSQUARE BUNGALOW
 MOBILE HOME MODULAR OTHER _____

19. PRIMARY STRUCTURAL SYSTEM:

TIMBER FRAME BRACED FRAME BRICK STONE BALLOON FRAME
 CONCRETE STEEL LOG PLANK WALL PLATFORM FRAME
 FRAME CONSTRUCTION - TYPE UNKNOWN OTHER _____

20. CHIMNEY PLACEMENT:

INTERIOR INTERIOR FRONT/REAR CENTER INTERIOR END EXTERIOR
 OTHER _____

21. ROOF CONFIGURATION:

GABLE SIDE GABLE FRONT HIP MANSARD FLAT
 GAMBREL PARAPET GABLE SHED CROSS GABLE
 COMPOUND OTHER _____

22. ROOF MATERIAL: WOOD METAL TILE SLATE ASPHALT ASBESTOS

23. EXTERIOR WALL MATERIALS:

CLAPBOARD BRICK FLUSH SHEATHING WOOD SHINGLE STONE
 LOG PRESSED METAL CONCRETE STUCCO ASPHALT
 GRANITE ASBESTOS TERRA COTTA BOARD AND BATTEN ALUMINUM/VINYL
 OTHER _____

24. FOUNDATION MATERIAL:

FIELDSTONE BRICK WOOD CONCRETE GRANITE ORNAMENTAL CONC. BLOCK
 OTHER _____

25. OUTBUILDINGS/FEATURES:

CARRIAGE HOUSE FENCE OR WALL CEMETERY BARN (CONNECTED)
 BARN (DETACHED) FORMAL GARDEN LANDSCAPE/PLANT MAT ARCHAEOLOGICAL SITE
 GARAGE OTHER _____

HISTORICAL DATA

26. DOCUMENTED DATE OF CONSTRUCTION: _____ 27. ESTIMATED DATE OF CONSTRUCTION: 1880

28. DATE MAJOR ADDITIONS/ALTERATIONS: _____

29. ARCHITECT: _____ 30. CONTRACTOR: _____

31. ORIGINAL OWNER: _____

32. SUBSEQUENT SIGNIFICANT OWNER: _____ DATES: _____

33. CULTURAL/ETHNIC AFFILIATION:

ENGLISH FRENCH ACADIAN NATIVE AMERICAN SCOTTISH FRENCH CANADIAN
 EAST EUROPEAN IRISH OTHER _____

34. HISTORIC CONTEXT(S):

COMMERCE INDUSTRY TRANSPORTATION AGRICULTURE MILITARY
 RELIGION CIVIC AFFAIRS RECREATION HABITATION EDUCATION
 ART, LIT, SCIENCE SOCIAL

35. COMMENTS/SOURCES: _____

36. HISTORICAL DRAWINGS EXIST: YES NO 37. KIT HOUSE YES NO 38. PATTERN BOOK HOUSE YES NO

ENVIRONMENTAL DATA

39. SITE INTEGRITY: ORIGINAL MOVED DATE MOVED _____

40. SETTING: RURAL/UNDISTURBED RURAL/BUILT UP SMALL TOWN URBAN SUBURBAN

41. QUADRANGLE MAP USED: Bingham

42. UTM NORTHING: 5630549.6256669 43. UTM EASTING: -7778956.3230072

44. FACADE DIRECTION (CIRCLE ONE): N (S) E W NE NW SE SW

=====

MHPC USE ONLY

DATE ENTERED IN INVENTORY: _____ PHOTO FILE #: _____

NR STATUS: L HD E NE ND REVIEWER _____

DATA SOURCE: HPF CLG R&C STAFF STATE SURVEY OTHER _____ LEVEL OF SURVEY: R I

MHPC USE ONLY

[Empty box for inventory number]

INVENTORY NO.

MAINE HISTORIC PRESERVATION COMMISSION Historic Building/Structure Survey Form

1. PROPERTY NAME (HISTORIC): _____

2. PROPERTY NAME (OTHER): 042-0078

3. STREET ADDRESS: 22 Dinsmore Street

4. TOWN: Bingham 5. COUNTY: Somerset

6. DATE RECORDED: 4/7/2021 7. SURVEYOR: Andrade, Melissa

8. OWNER NAME: _____ 9. ADDRESS: _____

10. PRIMARY USE (PRESENT):
- | | | | |
|---|---------------------------------------|--|--------------------------------------|
| <input checked="" type="checkbox"/> SINGLE FAMILY | <input type="checkbox"/> AGRICULTURE | <input type="checkbox"/> COMMERCIAL/TRADE | <input type="checkbox"/> FUNERARY |
| <input type="checkbox"/> MULTI-FAMILY | <input type="checkbox"/> GOVERNMENTAL | <input type="checkbox"/> EDUCATION | <input type="checkbox"/> HEALTH CARE |
| <input type="checkbox"/> INDUSTRY | <input type="checkbox"/> RELIGIOUS | <input type="checkbox"/> HOTEL | <input type="checkbox"/> LANDSCAPE |
| <input type="checkbox"/> TRANSPORTATION | <input type="checkbox"/> DEFENSE | <input type="checkbox"/> SUMMER COTTAGE/CAMP | <input type="checkbox"/> SOCIAL |
| <input type="checkbox"/> RECREATION/CULTURE | <input type="checkbox"/> UNKNOWN | | |
| <input type="checkbox"/> OTHER _____ | | | |

11. CONDITION: GOOD FAIR POOR DESTROYED, DATE _____

ARCHITECTURAL DATA

12. PRIMARY STYLISTIC CATEGORY:
- | | | | |
|---|--|---|--|
| <input type="checkbox"/> GEORGIAN | <input type="checkbox"/> STICK STYLE | <input checked="" type="checkbox"/> 19 TH /20 TH C. REVIVAL | <input type="checkbox"/> MODERN/CONTEMPORARY |
| <input type="checkbox"/> FEDERAL | <input type="checkbox"/> QUEEN ANNE | <input type="checkbox"/> COMMERCIAL STYLE | <input type="checkbox"/> MINIMAL TRADITIONAL |
| <input type="checkbox"/> GREEK REVIVAL | <input type="checkbox"/> SHINGLE STYLE | <input type="checkbox"/> CRAFTSMAN | <input type="checkbox"/> RANCH |
| <input type="checkbox"/> GOTHIC REVIVAL | <input type="checkbox"/> ROMANESQUE | <input type="checkbox"/> ART DECO / MODERNE | <input type="checkbox"/> SPLIT LEVEL |
| <input type="checkbox"/> ITALIANATE | <input type="checkbox"/> NEO-CLASSICAL REV | <input type="checkbox"/> INTERNATIONAL | <input type="checkbox"/> VERNACULAR |
| <input type="checkbox"/> SECOND EMPIRE | <input type="checkbox"/> RENAISSANCE REV | <input type="checkbox"/> OTHER _____ | |

13. SECONDARY STYLISTIC CATEGORY:
- | | | | |
|---|--|--|--|
| <input type="checkbox"/> GEORGIAN | <input type="checkbox"/> STICK STYLE | <input type="checkbox"/> 19 TH /20 TH C. REVIVAL | <input type="checkbox"/> MODERN/CONTEMPORARY |
| <input type="checkbox"/> FEDERAL | <input type="checkbox"/> QUEEN ANNE | <input type="checkbox"/> COMMERCIAL STYLE | <input type="checkbox"/> MINIMAL TRADITIONAL |
| <input type="checkbox"/> GREEK REVIVAL | <input type="checkbox"/> SHINGLE STYLE | <input type="checkbox"/> CRAFTSMAN | <input type="checkbox"/> RANCH |
| <input type="checkbox"/> GOTHIC REVIVAL | <input type="checkbox"/> ROMANESQUE | <input type="checkbox"/> ART DECO / MODERNE | <input type="checkbox"/> SPLIT LEVEL |
| <input type="checkbox"/> ITALIANATE | <input type="checkbox"/> NEO-CLASSICAL REV | <input type="checkbox"/> INTERNATIONAL | <input type="checkbox"/> VERNACULAR |
| <input type="checkbox"/> SECOND EMPIRE | <input type="checkbox"/> RENAISSANCE REV | <input type="checkbox"/> OTHER _____ | |

14. HEIGHT: 1 STORY 1 1/2 STORY 2 STORY 2 1/2 STORY 3 STORY 4 STORY 5 STORY OVER 5 (_____)

15. PRIMARY FACADE WIDTH (MAIN BLOCK; USE GROUND FLOOR): 1 BAY 2 BAY 3 BAY 4 BAY 5 BAY MORE THAN 5 (_____)

16. APPENDAGES: SIDE ELL REAR ELL FRONT ADDED STORIES SHED DORMERS PORCH TOWER CUPOLA BAY WINDOW

PHOTOGRAPH:



17. PORCH:

ATTACHED ENGAGED ONE STORY MORE THAN ONE STORY
 FULL WIDTH WRAPAROUND SLEEPING PORCH SECONDARY PORCH

18. PLAN OR FORM

HALL AND PARLOR 1/2 CAPE CAPE CENTRAL HALL 2-STORY DOUBLE PILE
 SIDE HALL BACK HALL IRREGULAR FOURSQUARE BUNGALOW
 MOBILE HOME MODULAR OTHER _____

19. PRIMARY STRUCTURAL SYSTEM:

TIMBER FRAME BRACED FRAME BRICK STONE BALLOON FRAME
 CONCRETE STEEL LOG PLANK WALL PLATFORM FRAME
 FRAME CONSTRUCTION - TYPE UNKNOWN OTHER _____

20. CHIMNEY PLACEMENT:

INTERIOR INTERIOR FRONT/REAR CENTER INTERIOR END EXTERIOR
 OTHER _____

21. ROOF CONFIGURATION:

GABLE SIDE GABLE FRONT HIP MANSARD FLAT
 GAMBREL PARAPET GABLE SHED CROSS GABLE
 COMPOUND OTHER _____

22. ROOF MATERIAL: WOOD METAL TILE SLATE ASPHALT ASBESTOS

23. EXTERIOR WALL MATERIALS:

CLAPBOARD BRICK FLUSH SHEATHING WOOD SHINGLE STONE
 LOG PRESSED METAL CONCRETE STUCCO ASPHALT
 GRANITE ASBESTOS TERRA COTTA BOARD AND BATTEN ALUMINUM/VINYL
 OTHER _____

24. FOUNDATION MATERIAL:

FIELDSTONE BRICK WOOD CONCRETE GRANITE ORNAMENTAL CONC. BLOCK
 OTHER _____

25. OUTBUILDINGS/FEATURES:

CARRIAGE HOUSE FENCE OR WALL CEMETERY BARN (CONNECTED)
 BARN (DETACHED) FORMAL GARDEN LANDSCAPE/PLANT MAT ARCHAEOLOGICAL SITE
 GARAGE OTHER _____

HISTORICAL DATA

26. DOCUMENTED DATE OF CONSTRUCTION: _____ 27. ESTIMATED DATE OF CONSTRUCTION: 1920

28. DATE MAJOR ADDITIONS/ALTERATIONS: _____

29. ARCHITECT: _____ 30. CONTRACTOR: _____

31. ORIGINAL OWNER: _____

32. SUBSEQUENT SIGNIFICANT OWNER: _____ DATES: _____

33. CULTURAL/ETHNIC AFFILIATION:

ENGLISH FRENCH ACADIAN NATIVE AMERICAN SCOTTISH FRENCH CANADIAN
 EAST EUROPEAN IRISH OTHER _____

34. HISTORIC CONTEXT(S):

COMMERCE INDUSTRY TRANSPORTATION AGRICULTURE MILITARY
 RELIGION CIVIC AFFAIRS RECREATION HABITATION EDUCATION
 ART, LIT, SCIENCE SOCIAL

35. COMMENTS/SOURCES: _____

36. HISTORICAL DRAWINGS EXIST: YES NO 37. KIT HOUSE YES NO 38. PATTERN BOOK HOUSE YES NO

ENVIRONMENTAL DATA

39. SITE INTEGRITY: ORIGINAL MOVED DATE MOVED _____

40. SETTING: RURAL/UNDISTURBED RURAL/BUILT UP SMALL TOWN URBAN SUBURBAN

41. QUADRANGLE MAP USED: Bingham

42. UTM NORTHING: 5630386.77614173 43. UTM EASTING: -7779594.78565947

44. FACADE DIRECTION (CIRCLE ONE): N S E W NE NW SE SW

=====

MHPC USE ONLY

DATE ENTERED IN INVENTORY: _____ PHOTO FILE #: _____

NR STATUS: L HD E NE ND REVIEWER _____

DATA SOURCE: HPF CLG R&C STAFF STATE SURVEY OTHER _____ LEVEL OF SURVEY: R I

MHPC USE ONLY

INVENTORY NO.

MAINE HISTORIC PRESERVATION COMMISSION Historic Building/Structure Survey Form

1. PROPERTY NAME (HISTORIC): _____

2. PROPERTY NAME (OTHER): _____

3. STREET ADDRESS: 28 Milford Street

4. TOWN: Bingham 5. COUNTY: Somerset

6. DATE RECORDED: 4/7/2021 7. SURVEYOR: Andrade, Melissa

8. OWNER NAME: _____ 9. ADDRESS: _____

10. PRIMARY USE (PRESENT):
- | | | | |
|---|---------------------------------------|--|--------------------------------------|
| <input checked="" type="checkbox"/> SINGLE FAMILY | <input type="checkbox"/> AGRICULTURE | <input type="checkbox"/> COMMERCIAL/TRADE | <input type="checkbox"/> FUNERARY |
| <input type="checkbox"/> MULTI-FAMILY | <input type="checkbox"/> GOVERNMENTAL | <input type="checkbox"/> EDUCATION | <input type="checkbox"/> HEALTH CARE |
| <input type="checkbox"/> INDUSTRY | <input type="checkbox"/> RELIGIOUS | <input type="checkbox"/> HOTEL | <input type="checkbox"/> LANDSCAPE |
| <input type="checkbox"/> TRANSPORTATION | <input type="checkbox"/> DEFENSE | <input type="checkbox"/> SUMMER COTTAGE/CAMP | <input type="checkbox"/> SOCIAL |
| <input type="checkbox"/> RECREATION/CULTURE | <input type="checkbox"/> UNKNOWN | | |
| <input type="checkbox"/> OTHER _____ | | | |

11. CONDITION: GOOD FAIR POOR DESTROYED, DATE _____

ARCHITECTURAL DATA

12. PRIMARY STYLISTIC CATEGORY:
- | | | | |
|---|--|--|--|
| <input type="checkbox"/> GEORGIAN | <input type="checkbox"/> STICK STYLE | <input type="checkbox"/> 19 TH /20 TH C. REVIVAL | <input type="checkbox"/> MODERN/CONTEMPORARY |
| <input type="checkbox"/> FEDERAL | <input type="checkbox"/> QUEEN ANNE | <input type="checkbox"/> COMMERCIAL STYLE | <input type="checkbox"/> MINIMAL TRADITIONAL |
| <input type="checkbox"/> GREEK REVIVAL | <input type="checkbox"/> SHINGLE STYLE | <input checked="" type="checkbox"/> CRAFTSMAN | <input type="checkbox"/> RANCH |
| <input type="checkbox"/> GOTHIC REVIVAL | <input type="checkbox"/> ROMANESQUE | <input type="checkbox"/> ART DECO / MODERNE | <input type="checkbox"/> SPLIT LEVEL |
| <input type="checkbox"/> ITALIANATE | <input type="checkbox"/> NEO-CLASSICAL REV | <input type="checkbox"/> INTERNATIONAL | <input type="checkbox"/> VERNACULAR |
| <input type="checkbox"/> SECOND EMPIRE | <input type="checkbox"/> RENAISSANCE REV | <input type="checkbox"/> OTHER _____ | |

13. SECONDARY STYLISTIC CATEGORY:
- | | | | |
|---|--|--|--|
| <input type="checkbox"/> GEORGIAN | <input type="checkbox"/> STICK STYLE | <input type="checkbox"/> 19 TH /20 TH C. REVIVAL | <input type="checkbox"/> MODERN/CONTEMPORARY |
| <input type="checkbox"/> FEDERAL | <input type="checkbox"/> QUEEN ANNE | <input type="checkbox"/> COMMERCIAL STYLE | <input type="checkbox"/> MINIMAL TRADITIONAL |
| <input type="checkbox"/> GREEK REVIVAL | <input type="checkbox"/> SHINGLE STYLE | <input type="checkbox"/> CRAFTSMAN | <input type="checkbox"/> RANCH |
| <input type="checkbox"/> GOTHIC REVIVAL | <input type="checkbox"/> ROMANESQUE | <input type="checkbox"/> ART DECO / MODERNE | <input type="checkbox"/> SPLIT LEVEL |
| <input type="checkbox"/> ITALIANATE | <input type="checkbox"/> NEO-CLASSICAL REV | <input type="checkbox"/> INTERNATIONAL | <input checked="" type="checkbox"/> VERNACULAR |
| <input type="checkbox"/> SECOND EMPIRE | <input type="checkbox"/> RENAISSANCE REV | <input type="checkbox"/> OTHER _____ | |

14. HEIGHT: 1 STORY 1 1/2 STORY 2 STORY 2 1/2 STORY 3 STORY 4 STORY
 5 STORY OVER 5 (_____)

15. PRIMARY FACADE WIDTH (MAIN BLOCK; USE GROUND FLOOR):
 1 BAY 2 BAY 3 BAY 4 BAY 5 BAY MORE THAN 5 (9 _____)

16. APPENDAGES: SIDE ELL REAR ELL FRONT ADDED STORIES SHED
 DORMERS PORCH TOWER CUPOLA BAY WINDOW

PHOTOGRAPH:



17. PORCH:

ATTACHED ENGAGED ONE STORY MORE THAN ONE STORY
 FULL WIDTH WRAPAROUND SLEEPING PORCH SECONDARY PORCH

18. PLAN OR FORM

HALL AND PARLOR 1/2 CAPE CAPE CENTRAL HALL 2-STORY DOUBLE PILE
 SIDE HALL BACK HALL IRREGULAR FOURSQUARE BUNGALOW
 MOBILE HOME MODULAR OTHER _____

19. PRIMARY STRUCTURAL SYSTEM:

TIMBER FRAME BRACED FRAME BRICK STONE BALLOON FRAME
 CONCRETE STEEL LOG PLANK WALL PLATFORM FRAME
 FRAME CONSTRUCTION - TYPE UNKNOWN OTHER _____

20. CHIMNEY PLACEMENT:

INTERIOR INTERIOR FRONT/REAR CENTER INTERIOR END EXTERIOR
 OTHER _____

21. ROOF CONFIGURATION:

GABLE SIDE GABLE FRONT HIP MANSARD FLAT
 GAMBREL PARAPET GABLE SHED CROSS GABLE
 COMPOUND OTHER _____

22. ROOF MATERIAL: WOOD METAL TILE SLATE ASPHALT ASBESTOS

23. EXTERIOR WALL MATERIALS:

CLAPBOARD BRICK FLUSH SHEATHING WOOD SHINGLE STONE
 LOG PRESSED METAL CONCRETE STUCCO ASPHALT
 GRANITE ASBESTOS TERRA COTTA BOARD AND BATTEN ALUMINUM/VINYL
 OTHER _____

24. FOUNDATION MATERIAL:

FIELDSTONE BRICK WOOD CONCRETE GRANITE ORNAMENTAL CONC. BLOCK
 OTHER _____

25. OUTBUILDINGS/FEATURES:

CARRIAGE HOUSE FENCE OR WALL CEMETERY BARN (CONNECTED)
 BARN (DETACHED) FORMAL GARDEN LANDSCAPE/PLANT MAT ARCHAEOLOGICAL SITE
 GARAGE OTHER _____

HISTORICAL DATA

26. DOCUMENTED DATE OF CONSTRUCTION: _____ 27. ESTIMATED DATE OF CONSTRUCTION: 1920

28. DATE MAJOR ADDITIONS/ALTERATIONS: _____

29. ARCHITECT: _____ 30. CONTRACTOR: _____

31. ORIGINAL OWNER: _____

32. SUBSEQUENT SIGNIFICANT OWNER: _____ DATES: _____

33. CULTURAL/ETHNIC AFFILIATION:

ENGLISH FRENCH ACADIAN NATIVE AMERICAN SCOTTISH FRENCH CANADIAN
 EAST EUROPEAN IRISH OTHER _____

34. HISTORIC CONTEXT(S):

COMMERCE INDUSTRY TRANSPORTATION AGRICULTURE MILITARY
 RELIGION CIVIC AFFAIRS RECREATION HABITATION EDUCATION
 ART, LIT, SCIENCE SOCIAL

35. COMMENTS/SOURCES: _____

36. HISTORICAL DRAWINGS EXIST: YES NO 37. KIT HOUSE YES NO 38. PATTERN BOOK HOUSE YES NO

ENVIRONMENTAL DATA

39. SITE INTEGRITY: ORIGINAL MOVED DATE MOVED _____

40. SETTING: RURAL/UNDISTURBED RURAL/BUILT UP SMALL TOWN URBAN SUBURBAN

41. QUADRANGLE MAP USED: Bingham

42. UTM NORTHING: 5630394.97905746 43. UTM EASTING: -7779103.62396643

44. FACADE DIRECTION (CIRCLE ONE): N S **(E)** W NE NW SE SW

=====

MHPC USE ONLY

DATE ENTERED IN INVENTORY: _____ PHOTO FILE #: _____

NR STATUS: L HD E NE ND REVIEWER _____

DATA SOURCE: HPF CLG R&C STAFF STATE SURVEY OTHER _____ LEVEL OF SURVEY: R I

17. PORCH:

___ ATTACHED ENGAGED ONE STORY ___ MORE THAN ONE STORY
___ FULL WIDTH ___ WRAPAROUND ___ SLEEPING PORCH ___ SECONDARY PORCH

18. PLAN OR FORM

___ HALL AND PARLOR ___ 1/2 CAPE ___ CAPE ___ CENTRAL HALL ___ 2-STORY DOUBLE PILE
 SIDE HALL ___ BACK HALL ___ IRREGULAR ___ FOURSQUARE ___ BUNGALOW
___ MOBILE HOME ___ MODULAR ___ OTHER

19. PRIMARY STRUCTURAL SYSTEM:

___ TIMBER FRAME ___ BRACED FRAME ___ BRICK ___ STONE BALLOON FRAME
___ CONCRETE ___ STEEL ___ LOG ___ PLANK WALL ___ PLATFORM FRAME
___ FRAME CONSTRUCTION - TYPE UNKNOWN ___ OTHER

20. CHIMNEY PLACEMENT:

___ INTERIOR ___ INTERIOR FRONT/REAR CENTER ___ INTERIOR END ___ EXTERIOR
___ OTHER

21. ROOF CONFIGURATION:

___ GABLE SIDE GABLE FRONT ___ HIP ___ MANSARD ___ FLAT
___ GAMBREL ___ PARAPET GABLE ___ SHED ___ CROSS GABLE
___ COMPOUND ___ OTHER

22. ROOF MATERIAL: ___ WOOD METAL ___ TILE ___ SLATE ___ ASPHALT ___ ASBESTOS

23. EXTERIOR WALL MATERIALS:

___ CLAPBOARD ___ BRICK ___ FLUSH SHEATHING ___ WOOD SHINGLE ___ STONE
___ LOG ___ PRESSED METAL ___ CONCRETE ___ STUCCO ___ ASPHALT
___ GRANITE ___ ASBESTOS ___ TERRA COTTA ___ BOARD AND BATTEN ALUMINUM/VINYL
___ OTHER

24. FOUNDATION MATERIAL:

___ FIELDSTONE BRICK ___ WOOD ___ CONCRETE ___ GRANITE ___ ORNAMENTAL CONC. BLOCK
___ OTHER

25. OUTBUILDINGS/FEATURES:

___ CARRIAGE HOUSE ___ FENCE OR WALL ___ CEMETERY ___ BARN (CONNECTED)
___ BARN (DETACHED) ___ FORMAL GARDEN ___ LANDSCAPE/PLANT MAT ___ ARCHAEOLOGICAL SITE
___ GARAGE OTHER non-historic garage

HISTORICAL DATA

26. DOCUMENTED DATE OF CONSTRUCTION: _____ 27. ESTIMATED DATE OF CONSTRUCTION: 1900

28. DATE MAJOR ADDITIONS/ALTERATIONS: _____

29. ARCHITECT: _____ 30. CONTRACTOR: _____

31. ORIGINAL OWNER: _____

32. SUBSEQUENT SIGNIFICANT OWNER: _____ DATES: _____

33. CULTURAL/ETHNIC AFFILIATION:

___ ENGLISH ___ FRENCH ACADIAN ___ NATIVE AMERICAN ___ SCOTTISH ___ FRENCH CANADIAN
___ EAST EUROPEAN ___ IRISH ___ OTHER

34. HISTORIC CONTEXT(S):

___ COMMERCE ___ INDUSTRY ___ TRANSPORTATION ___ AGRICULTURE ___ MILITARY
___ RELIGION ___ CIVIC AFFAIRS ___ RECREATION ___ HABITATION ___ EDUCATION
___ ART, LIT, SCIENCE ___ SOCIAL

35. COMMENTS/SOURCES: _____

36. HISTORICAL DRAWINGS EXIST: ___ YES NO 37. KIT HOUSE ___ YES NO 38. PATTERN BOOK HOUSE ___ YES NO

ENVIRONMENTAL DATA

39. SITE INTEGRITY: ORIGINAL ___ MOVED DATE MOVED _____

40. SETTING: ___ RURAL/UNDISTURBED ___ RURAL/BUILT UP SMALL TOWN ___ URBAN ___ SUBURBAN

41. QUADRANGLE MAP USED: Bingham

42. UTM NORTHING: 5630468.11385056 43. UTM EASTING: -7779047.59162849

44. FACADE DIRECTION (CIRCLE ONE): N S E (W) NE NW SE SW

=====
MHPC USE ONLY

DATE ENTERED IN INVENTORY: _____ PHOTO FILE #: _____

NR STATUS: ___ L ___ HD ___ E ___ NE ___ ND REVIEWER _____

DATA SOURCE: ___ HPF ___ CLG ___ R&C ___ STAFF ___ STATE SURVEY OTHER _____ LEVEL OF SURVEY: ___ R ___ I

17. PORCH:

ATTACHED ENGAGED ONE STORY MORE THAN ONE STORY
 FULL WIDTH WRAPAROUND SLEEPING PORCH SECONDARY PORCH

18. PLAN OR FORM

HALL AND PARLOR 1/2 CAPE CAPE CENTRAL HALL 2-STORY DOUBLE PILE
 SIDE HALL BACK HALL IRREGULAR FOURSQUARE BUNGALOW
 MOBILE HOME MODULAR OTHER _____

19. PRIMARY STRUCTURAL SYSTEM:

TIMBER FRAME BRACED FRAME BRICK STONE BALLOON FRAME
 CONCRETE STEEL LOG PLANK WALL PLATFORM FRAME
 FRAME CONSTRUCTION - TYPE UNKNOWN OTHER _____

20. CHIMNEY PLACEMENT:

INTERIOR INTERIOR FRONT/REAR CENTER INTERIOR END EXTERIOR
 OTHER _____

21. ROOF CONFIGURATION:

GABLE SIDE GABLE FRONT HIP MANSARD FLAT
 GAMBREL PARAPET GABLE SHED CROSS GABLE
 COMPOUND OTHER _____

22. ROOF MATERIAL: WOOD METAL TILE SLATE ASPHALT ASBESTOS

23. EXTERIOR WALL MATERIALS:

CLAPBOARD BRICK FLUSH SHEATHING WOOD SHINGLE STONE
 LOG PRESSED METAL CONCRETE STUCCO ASPHALT
 GRANITE ASBESTOS TERRA COTTA BOARD AND BATTEN ALUMINUM/VINYL
 OTHER _____

24. FOUNDATION MATERIAL:

FIELDSTONE BRICK WOOD CONCRETE GRANITE ORNAMENTAL CONC. BLOCK
 OTHER _____

25. OUTBUILDINGS/FEATURES:

CARRIAGE HOUSE FENCE OR WALL CEMETERY BARN (CONNECTED)
 BARN (DETACHED) FORMAL GARDEN LANDSCAPE/PLANT MAT ARCHAEOLOGICAL SITE
 GARAGE OTHER _____

HISTORICAL DATA

26. DOCUMENTED DATE OF CONSTRUCTION: _____ 27. ESTIMATED DATE OF CONSTRUCTION: 1950

28. DATE MAJOR ADDITIONS/ALTERATIONS: _____

29. ARCHITECT: _____ 30. CONTRACTOR: _____

31. ORIGINAL OWNER: _____

32. SUBSEQUENT SIGNIFICANT OWNER: _____ DATES: _____

33. CULTURAL/ETHNIC AFFILIATION:

ENGLISH FRENCH ACADIAN NATIVE AMERICAN SCOTTISH FRENCH CANADIAN
 EAST EUROPEAN IRISH OTHER _____

34. HISTORIC CONTEXT(S):

COMMERCE INDUSTRY TRANSPORTATION AGRICULTURE MILITARY
 RELIGION CIVIC AFFAIRS RECREATION HABITATION EDUCATION
 ART, LIT, SCIENCE SOCIAL

35. COMMENTS/SOURCES: _____

36. HISTORICAL DRAWINGS EXIST: YES NO 37. KIT HOUSE YES NO 38. PATTERN BOOK HOUSE YES NO

ENVIRONMENTAL DATA

39. SITE INTEGRITY: ORIGINAL MOVED DATE MOVED _____

40. SETTING: RURAL/UNDISTURBED RURAL/BUILT UP SMALL TOWN URBAN SUBURBAN

41. QUADRANGLE MAP USED: Bingham

42. UTM NORTHING: 5630305.22686883 43. UTM EASTING: -7779182.26098269

44. FACADE DIRECTION (CIRCLE ONE): N S E W NE NW SE SW

=====

MHPC USE ONLY

DATE ENTERED IN INVENTORY: _____ PHOTO FILE #: _____

NR STATUS: L HD E NE ND REVIEWER _____

DATA SOURCE: HPF CLG R&C STAFF STATE SURVEY OTHER _____ LEVEL OF SURVEY: R I

17. PORCH:

ATTACHED ENGAGED ONE STORY MORE THAN ONE STORY
 FULL WIDTH WRAPAROUND SLEEPING PORCH SECONDARY PORCH

18. PLAN OR FORM

HALL AND PARLOR 1/2 CAPE CAPE CENTRAL HALL 2-STORY DOUBLE PILE
 SIDE HALL BACK HALL IRREGULAR FOURSQUARE BUNGALOW
 MOBILE HOME MODULAR OTHER _____

19. PRIMARY STRUCTURAL SYSTEM:

TIMBER FRAME BRACED FRAME BRICK STONE BALLOON FRAME
 CONCRETE STEEL LOG PLANK WALL PLATFORM FRAME
 FRAME CONSTRUCTION - TYPE UNKNOWN OTHER _____

20. CHIMNEY PLACEMENT:

INTERIOR INTERIOR FRONT/REAR CENTER INTERIOR END EXTERIOR
 OTHER _____

21. ROOF CONFIGURATION:

GABLE SIDE GABLE FRONT HIP MANSARD FLAT
 GAMBREL PARAPET GABLE SHED CROSS GABLE
 COMPOUND OTHER _____

22. ROOF MATERIAL: WOOD METAL TILE SLATE ASPHALT ASBESTOS

23. EXTERIOR WALL MATERIALS:

CLAPBOARD BRICK FLUSH SHEATHING WOOD SHINGLE STONE
 LOG PRESSED METAL CONCRETE STUCCO ASPHALT
 GRANITE ASBESTOS TERRA COTTA BOARD AND BATTEN ALUMINUM/VINYL
 OTHER _____

24. FOUNDATION MATERIAL:

FIELDSTONE BRICK WOOD CONCRETE GRANITE ORNAMENTAL CONC. BLOCK
 OTHER _____

25. OUTBUILDINGS/FEATURES:

CARRIAGE HOUSE FENCE OR WALL CEMETERY BARN (CONNECTED)
 BARN (DETACHED) FORMAL GARDEN LANDSCAPE/PLANT MAT ARCHAEOLOGICAL SITE
 GARAGE OTHER _____

HISTORICAL DATA

26. DOCUMENTED DATE OF CONSTRUCTION: _____ 27. ESTIMATED DATE OF CONSTRUCTION: 1870

28. DATE MAJOR ADDITIONS/ALTERATIONS: _____

29. ARCHITECT: _____ 30. CONTRACTOR: _____

31. ORIGINAL OWNER: _____

32. SUBSEQUENT SIGNIFICANT OWNER: _____ DATES: _____

33. CULTURAL/ETHNIC AFFILIATION:

ENGLISH FRENCH ACADIAN NATIVE AMERICAN SCOTTISH FRENCH CANADIAN
 EAST EUROPEAN IRISH OTHER _____

34. HISTORIC CONTEXT(S):

COMMERCE INDUSTRY TRANSPORTATION AGRICULTURE MILITARY
 RELIGION CIVIC AFFAIRS RECREATION HABITATION EDUCATION
 ART, LIT, SCIENCE SOCIAL

35. COMMENTS/SOURCES: _____

36. HISTORICAL DRAWINGS EXIST: YES NO 37. KIT HOUSE YES NO 38. PATTERN BOOK HOUSE YES NO

ENVIRONMENTAL DATA

39. SITE INTEGRITY: ORIGINAL MOVED DATE MOVED _____

40. SETTING: RURAL/UNDISTURBED RURAL/BUILT UP SMALL TOWN URBAN SUBURBAN

41. QUADRANGLE MAP USED: Bingham

42. UTM NORTHING: 5630275.26820121 43. UTM EASTING: -7778909.34412906

44. FACADE DIRECTION (CIRCLE ONE): N (S) E W NE NW SE SW

=====
MHPC USE ONLY

DATE ENTERED IN INVENTORY: _____ PHOTO FILE #: _____

NR STATUS: L HD E NE ND REVIEWER _____

DATA SOURCE: HPF CLG R&C STAFF STATE SURVEY OTHER _____ LEVEL OF SURVEY: R I

MHPC USE ONLY

INVENTORY NO.

MAINE HISTORIC PRESERVATION COMMISSION Historic Building/Structure Survey Form

1. PROPERTY NAME (HISTORIC): _____

2. PROPERTY NAME (OTHER): _____

3. STREET ADDRESS: 26 Rollins Street

4. TOWN: Bingham 5. COUNTY: Somerset

6. DATE RECORDED: 4/7/2021 7. SURVEYOR: Andrade, Melissa

8. OWNER NAME: _____ 9. ADDRESS: _____

10. PRIMARY USE (PRESENT):
- | | | | |
|---|---------------------------------------|--|--------------------------------------|
| <input checked="" type="checkbox"/> SINGLE FAMILY | <input type="checkbox"/> AGRICULTURE | <input type="checkbox"/> COMMERCIAL/TRADE | <input type="checkbox"/> FUNERARY |
| <input type="checkbox"/> MULTI-FAMILY | <input type="checkbox"/> GOVERNMENTAL | <input type="checkbox"/> EDUCATION | <input type="checkbox"/> HEALTH CARE |
| <input type="checkbox"/> INDUSTRY | <input type="checkbox"/> RELIGIOUS | <input type="checkbox"/> HOTEL | <input type="checkbox"/> LANDSCAPE |
| <input type="checkbox"/> TRANSPORTATION | <input type="checkbox"/> DEFENSE | <input type="checkbox"/> SUMMER COTTAGE/CAMP | <input type="checkbox"/> SOCIAL |
| <input type="checkbox"/> RECREATION/CULTURE | <input type="checkbox"/> UNKNOWN | | |
| <input type="checkbox"/> OTHER _____ | | | |

11. CONDITION: GOOD FAIR POOR DESTROYED, DATE _____

ARCHITECTURAL DATA

12. PRIMARY STYLISTIC CATEGORY:
- | | | | |
|---|--|--|--|
| <input type="checkbox"/> GEORGIAN | <input type="checkbox"/> STICK STYLE | <input type="checkbox"/> 19 TH /20 TH C. REVIVAL | <input type="checkbox"/> MODERN/CONTEMPORARY |
| <input type="checkbox"/> FEDERAL | <input type="checkbox"/> QUEEN ANNE | <input type="checkbox"/> COMMERCIAL STYLE | <input type="checkbox"/> MINIMAL TRADITIONAL |
| <input type="checkbox"/> GREEK REVIVAL | <input type="checkbox"/> SHINGLE STYLE | <input checked="" type="checkbox"/> CRAFTSMAN | <input type="checkbox"/> RANCH |
| <input type="checkbox"/> GOTHIC REVIVAL | <input type="checkbox"/> ROMANESQUE | <input type="checkbox"/> ART DECO / MODERNE | <input type="checkbox"/> SPLIT LEVEL |
| <input type="checkbox"/> ITALIANATE | <input type="checkbox"/> NEO-CLASSICAL REV | <input type="checkbox"/> INTERNATIONAL | <input type="checkbox"/> VERNACULAR |
| <input type="checkbox"/> SECOND EMPIRE | <input type="checkbox"/> RENAISSANCE REV | <input type="checkbox"/> OTHER _____ | |

13. SECONDARY STYLISTIC CATEGORY:
- | | | | |
|---|--|--|--|
| <input type="checkbox"/> GEORGIAN | <input type="checkbox"/> STICK STYLE | <input type="checkbox"/> 19 TH /20 TH C. REVIVAL | <input type="checkbox"/> MODERN/CONTEMPORARY |
| <input type="checkbox"/> FEDERAL | <input type="checkbox"/> QUEEN ANNE | <input type="checkbox"/> COMMERCIAL STYLE | <input type="checkbox"/> MINIMAL TRADITIONAL |
| <input type="checkbox"/> GREEK REVIVAL | <input type="checkbox"/> SHINGLE STYLE | <input type="checkbox"/> CRAFTSMAN | <input type="checkbox"/> RANCH |
| <input type="checkbox"/> GOTHIC REVIVAL | <input type="checkbox"/> ROMANESQUE | <input type="checkbox"/> ART DECO / MODERNE | <input type="checkbox"/> SPLIT LEVEL |
| <input type="checkbox"/> ITALIANATE | <input type="checkbox"/> NEO-CLASSICAL REV | <input type="checkbox"/> INTERNATIONAL | <input type="checkbox"/> VERNACULAR |
| <input type="checkbox"/> SECOND EMPIRE | <input type="checkbox"/> RENAISSANCE REV | <input type="checkbox"/> OTHER _____ | |

14. HEIGHT: 1 STORY 1 1/2 STORY 2 STORY 2 1/2 STORY 3 STORY 4 STORY
 5 STORY OVER 5 (_____)

15. PRIMARY FACADE WIDTH (MAIN BLOCK; USE GROUND FLOOR):
 1 BAY 2 BAY 3 BAY 4 BAY 5 BAY MORE THAN 5 (8 _____)

16. APPENDAGES: SIDE ELL REAR ELL FRONT ADDED STORIES SHED
 DORMERS PORCH TOWER CUPOLA BAY WINDOW

PHOTOGRAPH:



17. PORCH:

ATTACHED ENGAGED ONE STORY MORE THAN ONE STORY
 FULL WIDTH WRAPAROUND SLEEPING PORCH SECONDARY PORCH

18. PLAN OR FORM

HALL AND PARLOR 1/2 CAPE CAPE CENTRAL HALL 2-STORY DOUBLE PILE
 SIDE HALL BACK HALL IRREGULAR FOURSQUARE BUNGALOW
 MOBILE HOME MODULAR OTHER

19. PRIMARY STRUCTURAL SYSTEM:

TIMBER FRAME BRACED FRAME BRICK STONE BALLOON FRAME
 CONCRETE STEEL LOG PLANK WALL PLATFORM FRAME
 FRAME CONSTRUCTION - TYPE UNKNOWN OTHER

20. CHIMNEY PLACEMENT:

INTERIOR INTERIOR FRONT/REAR CENTER INTERIOR END EXTERIOR
 OTHER

21. ROOF CONFIGURATION:

GABLE SIDE GABLE FRONT HIP MANSARD FLAT
 GAMBREL PARAPET GABLE SHED CROSS GABLE
 COMPOUND OTHER

22. ROOF MATERIAL: WOOD METAL TILE SLATE ASPHALT ASBESTOS

23. EXTERIOR WALL MATERIALS:

CLAPBOARD BRICK FLUSH SHEATHING WOOD SHINGLE STONE
 LOG PRESSED METAL CONCRETE STUCCO ASPHALT
 GRANITE ASBESTOS TERRA COTTA BOARD AND BATTEN ALUMINUM/VINYL
 OTHER

24. FOUNDATION MATERIAL:

FIELDSTONE BRICK WOOD CONCRETE GRANITE ORNAMENTAL CONC. BLOCK
 OTHER not visible

25. OUTBUILDINGS/FEATURES:

CARRIAGE HOUSE FENCE OR WALL CEMETERY BARN (CONNECTED)
 BARN (DETACHED) FORMAL GARDEN LANDSCAPE/PLANT MAT ARCHAEOLOGICAL SITE
 GARAGE OTHER

HISTORICAL DATA

26. DOCUMENTED DATE OF CONSTRUCTION: _____ 27. ESTIMATED DATE OF CONSTRUCTION: 1920

28. DATE MAJOR ADDITIONS/ALTERATIONS: _____

29. ARCHITECT: _____ 30. CONTRACTOR: _____

31. ORIGINAL OWNER: _____

32. SUBSEQUENT SIGNIFICANT OWNER: _____ DATES: _____

33. CULTURAL/ETHNIC AFFILIATION:

ENGLISH FRENCH ACADIAN NATIVE AMERICAN SCOTTISH FRENCH CANADIAN
 EAST EUROPEAN IRISH OTHER

34. HISTORIC CONTEXT(S):

COMMERCE INDUSTRY TRANSPORTATION AGRICULTURE MILITARY
 RELIGION CIVIC AFFAIRS RECREATION HABITATION EDUCATION
 ART, LIT, SCIENCE SOCIAL

35. COMMENTS/SOURCES: _____

36. HISTORICAL DRAWINGS EXIST: YES NO 37. KIT HOUSE YES NO 38. PATTERN BOOK HOUSE YES NO

ENVIRONMENTAL DATA

39. SITE INTEGRITY: ORIGINAL MOVED DATE MOVED _____

40. SETTING: RURAL/UNDISTURBED RURAL/BUILT UP SMALL TOWN URBAN SUBURBAN

41. QUADRANGLE MAP USED: Bingham

42. UTM NORTHING: 5630393.07239823 43. UTM EASTING: -7779146.73083958

44. FACADE DIRECTION (CIRCLE ONE): N (S) E W NE NW SE SW

=====
MHPC USE ONLY

DATE ENTERED IN INVENTORY: _____ PHOTO FILE #: _____

NR STATUS: L HD E NE ND REVIEWER _____

DATA SOURCE: HPF CLG R&C STAFF STATE SURVEY OTHER _____ LEVEL OF SURVEY: R I

17. PORCH:

ATTACHED ENGAGED ONE STORY MORE THAN ONE STORY
 FULL WIDTH WRAPAROUND SLEEPING PORCH SECONDARY PORCH

18. PLAN OR FORM

HALL AND PARLOR 1/2 CAPE CAPE CENTRAL HALL 2-STORY DOUBLE PILE
 SIDE HALL BACK HALL IRREGULAR FOURSQUARE BUNGALOW
 MOBILE HOME MODULAR OTHER _____

19. PRIMARY STRUCTURAL SYSTEM:

TIMBER FRAME BRACED FRAME BRICK STONE BALLOON FRAME
 CONCRETE STEEL LOG PLANK WALL PLATFORM FRAME
 FRAME CONSTRUCTION - TYPE UNKNOWN OTHER _____

20. CHIMNEY PLACEMENT:

INTERIOR INTERIOR FRONT/REAR CENTER INTERIOR END EXTERIOR
 OTHER _____

21. ROOF CONFIGURATION:

GABLE SIDE GABLE FRONT HIP MANSARD FLAT
 GAMBREL PARAPET GABLE SHED CROSS GABLE
 COMPOUND OTHER _____

22. ROOF MATERIAL: WOOD METAL TILE SLATE ASPHALT ASBESTOS

23. EXTERIOR WALL MATERIALS:

CLAPBOARD BRICK FLUSH SHEATHING WOOD SHINGLE STONE
 LOG PRESSED METAL CONCRETE STUCCO ASPHALT
 GRANITE ASBESTOS TERRA COTTA BOARD AND BATTEN ALUMINUM/VINYL
 OTHER _____

24. FOUNDATION MATERIAL:

FIELDSTONE BRICK WOOD CONCRETE GRANITE ORNAMENTAL CONC. BLOCK
 OTHER _____

25. OUTBUILDINGS/FEATURES:

CARRIAGE HOUSE FENCE OR WALL CEMETERY BARN (CONNECTED)
 BARN (DETACHED) FORMAL GARDEN LANDSCAPE/PLANT MAT ARCHAEOLOGICAL SITE
 GARAGE OTHER non-historic garage _____

HISTORICAL DATA

26. DOCUMENTED DATE OF CONSTRUCTION: _____ 27. ESTIMATED DATE OF CONSTRUCTION: 1920

28. DATE MAJOR ADDITIONS/ALTERATIONS: _____

29. ARCHITECT: _____ 30. CONTRACTOR: _____

31. ORIGINAL OWNER: _____

32. SUBSEQUENT SIGNIFICANT OWNER: _____ DATES: _____

33. CULTURAL/ETHNIC AFFILIATION:

ENGLISH FRENCH ACADIAN NATIVE AMERICAN SCOTTISH FRENCH CANADIAN
 EAST EUROPEAN IRISH OTHER _____

34. HISTORIC CONTEXT(S):

COMMERCE INDUSTRY TRANSPORTATION AGRICULTURE MILITARY
 RELIGION CIVIC AFFAIRS RECREATION HABITATION EDUCATION
 ART, LIT, SCIENCE SOCIAL

35. COMMENTS/SOURCES: _____

36. HISTORICAL DRAWINGS EXIST: YES NO 37. KIT HOUSE YES NO 38. PATTERN BOOK HOUSE YES NO

ENVIRONMENTAL DATA

39. SITE INTEGRITY: ORIGINAL MOVED DATE MOVED _____

40. SETTING: RURAL/UNDISTURBED RURAL/BUILT UP SMALL TOWN URBAN SUBURBAN

41. QUADRANGLE MAP USED: Bingham

42. UTM NORTHING: 5630327.68652848

43. UTM EASTING: -7779085.616086

44. FACADE DIRECTION (CIRCLE ONE): N S **(E)** W NE NW SE SW

=====

MHPC USE ONLY

DATE ENTERED IN INVENTORY: _____ PHOTO FILE #: _____

NR STATUS: L HD E NE ND REVIEWER _____

DATA SOURCE: HPF CLG R&C STAFF STATE SURVEY OTHER _____ LEVEL OF SURVEY: R I

17. PORCH:

ATTACHED ENGAGED ONE STORY MORE THAN ONE STORY
 FULL WIDTH WRAPAROUND SLEEPING PORCH SECONDARY PORCH

18. PLAN OR FORM

HALL AND PARLOR 1/2 CAPE CAPE CENTRAL HALL 2-STORY DOUBLE PILE
 SIDE HALL BACK HALL IRREGULAR FOURSQUARE BUNGALOW
 MOBILE HOME MODULAR OTHER _____

19. PRIMARY STRUCTURAL SYSTEM:

TIMBER FRAME BRACED FRAME BRICK STONE BALLOON FRAME
 CONCRETE STEEL LOG PLANK WALL PLATFORM FRAME
 FRAME CONSTRUCTION - TYPE UNKNOWN OTHER _____

20. CHIMNEY PLACEMENT:

INTERIOR INTERIOR FRONT/REAR CENTER INTERIOR END EXTERIOR
 OTHER _____

21. ROOF CONFIGURATION:

GABLE SIDE GABLE FRONT HIP MANSARD FLAT
 GAMBREL PARAPET GABLE SHED CROSS GABLE
 COMPOUND OTHER _____

22. ROOF MATERIAL: WOOD METAL TILE SLATE ASPHALT ASBESTOS

23. EXTERIOR WALL MATERIALS:

CLAPBOARD BRICK FLUSH SHEATHING WOOD SHINGLE STONE
 LOG PRESSED METAL CONCRETE STUCCO ASPHALT
 GRANITE ASBESTOS TERRA COTTA BOARD AND BATTEN ALUMINUM/VINYL
 OTHER _____

24. FOUNDATION MATERIAL:

FIELDSTONE BRICK WOOD CONCRETE GRANITE ORNAMENTAL CONC. BLOCK
 OTHER _____

25. OUTBUILDINGS/FEATURES:

CARRIAGE HOUSE FENCE OR WALL CEMETERY BARN (CONNECTED)
 BARN (DETACHED) FORMAL GARDEN LANDSCAPE/PLANT MAT ARCHAEOLOGICAL SITE
 GARAGE OTHER _____

HISTORICAL DATA

26. DOCUMENTED DATE OF CONSTRUCTION: _____ 27. ESTIMATED DATE OF CONSTRUCTION: 1920

28. DATE MAJOR ADDITIONS/ALTERATIONS: _____

29. ARCHITECT: _____ 30. CONTRACTOR: _____

31. ORIGINAL OWNER: _____

32. SUBSEQUENT SIGNIFICANT OWNER: _____ DATES: _____

33. CULTURAL/ETHNIC AFFILIATION:

ENGLISH FRENCH ACADIAN NATIVE AMERICAN SCOTTISH FRENCH CANADIAN
 EAST EUROPEAN IRISH OTHER _____

34. HISTORIC CONTEXT(S):

COMMERCE INDUSTRY TRANSPORTATION AGRICULTURE MILITARY
 RELIGION CIVIC AFFAIRS RECREATION HABITATION EDUCATION
 ART, LIT, SCIENCE SOCIAL

35. COMMENTS/SOURCES: _____

36. HISTORICAL DRAWINGS EXIST: YES NO 37. KIT HOUSE YES NO 38. PATTERN BOOK HOUSE YES NO

ENVIRONMENTAL DATA

39. SITE INTEGRITY: ORIGINAL MOVED DATE MOVED _____

40. SETTING: RURAL/UNDISTURBED RURAL/BUILT UP SMALL TOWN URBAN SUBURBAN

41. QUADRANGLE MAP USED: Bingham

42. UTM NORTHING: 5630342.36107063 43. UTM EASTING: -7779018.23292582

44. FACADE DIRECTION (CIRCLE ONE): N S E **(W)** NE NW SE SW

=====

MHPC USE ONLY

DATE ENTERED IN INVENTORY: _____ PHOTO FILE #: _____

NR STATUS: L HD E NE ND REVIEWER _____

DATA SOURCE: HPF CLG R&C STAFF STATE SURVEY OTHER _____ LEVEL OF SURVEY: R I

17. PORCH:

ATTACHED ENGAGED ONE STORY MORE THAN ONE STORY
 FULL WIDTH WRAPAROUND SLEEPING PORCH SECONDARY PORCH

18. PLAN OR FORM

HALL AND PARLOR 1/2 CAPE CAPE CENTRAL HALL 2-STORY DOUBLE PILE
 SIDE HALL BACK HALL IRREGULAR FOURSQUARE BUNGALOW
 MOBILE HOME MODULAR OTHER _____

19. PRIMARY STRUCTURAL SYSTEM:

TIMBER FRAME BRACED FRAME BRICK STONE BALLOON FRAME
 CONCRETE STEEL LOG PLANK WALL PLATFORM FRAME
 FRAME CONSTRUCTION - TYPE UNKNOWN OTHER _____

20. CHIMNEY PLACEMENT:

INTERIOR INTERIOR FRONT/REAR CENTER INTERIOR END EXTERIOR
 OTHER _____

21. ROOF CONFIGURATION:

GABLE SIDE GABLE FRONT HIP MANSARD FLAT
 GAMBREL PARAPET GABLE SHED CROSS GABLE
 COMPOUND OTHER _____

22. ROOF MATERIAL: WOOD METAL TILE SLATE ASPHALT ASBESTOS

23. EXTERIOR WALL MATERIALS:

CLAPBOARD BRICK FLUSH SHEATHING WOOD SHINGLE STONE
 LOG PRESSED METAL CONCRETE STUCCO ASPHALT
 GRANITE ASBESTOS TERRA COTTA BOARD AND BATTEN ALUMINUM/VINYL
 OTHER _____

24. FOUNDATION MATERIAL:

FIELDSTONE BRICK WOOD CONCRETE GRANITE ORNAMENTAL CONC. BLOCK
 OTHER _____

25. OUTBUILDINGS/FEATURES:

CARRIAGE HOUSE FENCE OR WALL CEMETERY BARN (CONNECTED)
 BARN (DETACHED) FORMAL GARDEN LANDSCAPE/PLANT MAT ARCHAEOLOGICAL SITE
 GARAGE OTHER non-historic garage _____

HISTORICAL DATA

26. DOCUMENTED DATE OF CONSTRUCTION: _____ 27. ESTIMATED DATE OF CONSTRUCTION: 1910

28. DATE MAJOR ADDITIONS/ALTERATIONS: _____

29. ARCHITECT: _____ 30. CONTRACTOR: _____

31. ORIGINAL OWNER: _____

32. SUBSEQUENT SIGNIFICANT OWNER: _____ DATES: _____

33. CULTURAL/ETHNIC AFFILIATION:

ENGLISH FRENCH ACADIAN NATIVE AMERICAN SCOTTISH FRENCH CANADIAN
 EAST EUROPEAN IRISH OTHER _____

34. HISTORIC CONTEXT(S):

COMMERCE INDUSTRY TRANSPORTATION AGRICULTURE MILITARY
 RELIGION CIVIC AFFAIRS RECREATION HABITATION EDUCATION
 ART, LIT, SCIENCE SOCIAL

35. COMMENTS/SOURCES: _____

36. HISTORICAL DRAWINGS EXIST: YES NO 37. KIT HOUSE YES NO 38. PATTERN BOOK HOUSE YES NO

ENVIRONMENTAL DATA

39. SITE INTEGRITY: ORIGINAL MOVED DATE MOVED _____

40. SETTING: RURAL/UNDISTURBED RURAL/BUILT UP SMALL TOWN URBAN SUBURBAN

41. QUADRANGLE MAP USED: Bingham

42. UTM NORTHING: 5630417.21991191 43. UTM EASTING: -7779038.87326222

44. FACADE DIRECTION (CIRCLE ONE): N S E **(W)** NE NW SE SW

=====

MHPC USE ONLY

DATE ENTERED IN INVENTORY: _____ PHOTO FILE #: _____

NR STATUS: L HD E NE ND REVIEWER _____

DATA SOURCE: HPF CLG R&C STAFF STATE SURVEY OTHER _____ LEVEL OF SURVEY: R I

MHPC USE ONLY

[Empty box for inventory number]

INVENTORY NO.

MAINE HISTORIC PRESERVATION COMMISSION Historic Building/Structure Survey Form

1. PROPERTY NAME (HISTORIC): _____

2. PROPERTY NAME (OTHER): _____

3. STREET ADDRESS: 14 Owens Street

4. TOWN: Bingham 5. COUNTY: Somerset

6. DATE RECORDED: 4/7/2021 7. SURVEYOR: Andrade, Melissa

8. OWNER NAME: _____ 9. ADDRESS: _____

10. PRIMARY USE (PRESENT):
- | | | | |
|---|---------------------------------------|--|--------------------------------------|
| <input checked="" type="checkbox"/> SINGLE FAMILY | <input type="checkbox"/> AGRICULTURE | <input type="checkbox"/> COMMERCIAL/TRADE | <input type="checkbox"/> FUNERARY |
| <input type="checkbox"/> MULTI-FAMILY | <input type="checkbox"/> GOVERNMENTAL | <input type="checkbox"/> EDUCATION | <input type="checkbox"/> HEALTH CARE |
| <input type="checkbox"/> INDUSTRY | <input type="checkbox"/> RELIGIOUS | <input type="checkbox"/> HOTEL | <input type="checkbox"/> LANDSCAPE |
| <input type="checkbox"/> TRANSPORTATION | <input type="checkbox"/> DEFENSE | <input type="checkbox"/> SUMMER COTTAGE/CAMP | <input type="checkbox"/> SOCIAL |
| <input type="checkbox"/> RECREATION/CULTURE | <input type="checkbox"/> UNKNOWN | | |
| <input type="checkbox"/> OTHER _____ | | | |

11. CONDITION: GOOD FAIR POOR DESTROYED, DATE _____

ARCHITECTURAL DATA

12. PRIMARY STYLISTIC CATEGORY:
- | | | | |
|---|--|--|--|
| <input type="checkbox"/> GEORGIAN | <input type="checkbox"/> STICK STYLE | <input type="checkbox"/> 19 TH /20 TH C. REVIVAL | <input type="checkbox"/> MODERN/CONTEMPORARY |
| <input type="checkbox"/> FEDERAL | <input type="checkbox"/> QUEEN ANNE | <input type="checkbox"/> COMMERCIAL STYLE | <input type="checkbox"/> MINIMAL TRADITIONAL |
| <input type="checkbox"/> GREEK REVIVAL | <input type="checkbox"/> SHINGLE STYLE | <input type="checkbox"/> CRAFTSMAN | <input type="checkbox"/> RANCH |
| <input type="checkbox"/> GOTHIC REVIVAL | <input type="checkbox"/> ROMANESQUE | <input type="checkbox"/> ART DECO / MODERNE | <input type="checkbox"/> SPLIT LEVEL |
| <input type="checkbox"/> ITALIANATE | <input type="checkbox"/> NEO-CLASSICAL REV | <input type="checkbox"/> INTERNATIONAL | <input checked="" type="checkbox"/> VERNACULAR |
| <input type="checkbox"/> SECOND EMPIRE | <input type="checkbox"/> RENAISSANCE REV | <input type="checkbox"/> OTHER _____ | |

13. SECONDARY STYLISTIC CATEGORY:
- | | | | |
|---|--|--|--|
| <input type="checkbox"/> GEORGIAN | <input type="checkbox"/> STICK STYLE | <input type="checkbox"/> 19 TH /20 TH C. REVIVAL | <input type="checkbox"/> MODERN/CONTEMPORARY |
| <input type="checkbox"/> FEDERAL | <input type="checkbox"/> QUEEN ANNE | <input type="checkbox"/> COMMERCIAL STYLE | <input type="checkbox"/> MINIMAL TRADITIONAL |
| <input type="checkbox"/> GREEK REVIVAL | <input type="checkbox"/> SHINGLE STYLE | <input type="checkbox"/> CRAFTSMAN | <input type="checkbox"/> RANCH |
| <input type="checkbox"/> GOTHIC REVIVAL | <input type="checkbox"/> ROMANESQUE | <input type="checkbox"/> ART DECO / MODERNE | <input type="checkbox"/> SPLIT LEVEL |
| <input type="checkbox"/> ITALIANATE | <input type="checkbox"/> NEO-CLASSICAL REV | <input type="checkbox"/> INTERNATIONAL | <input type="checkbox"/> VERNACULAR |
| <input type="checkbox"/> SECOND EMPIRE | <input type="checkbox"/> RENAISSANCE REV | <input type="checkbox"/> OTHER _____ | |

14. HEIGHT: 1 STORY 1 1/2 STORY 2 STORY 2 1/2 STORY 3 STORY 4 STORY 5 STORY OVER 5 (_____)

15. PRIMARY FACADE WIDTH (MAIN BLOCK; USE GROUND FLOOR): 1 BAY 2 BAY 3 BAY 4 BAY 5 BAY MORE THAN 5 (7 _____)

16. APPENDAGES: SIDE ELL REAR ELL FRONT ADDED STORIES SHED DORMERS PORCH TOWER CUPOLA BAY WINDOW

PHOTOGRAPH:



17. PORCH:

ATTACHED ENGAGED ONE STORY MORE THAN ONE STORY
 FULL WIDTH WRAPAROUND SLEEPING PORCH SECONDARY PORCH

18. PLAN OR FORM

HALL AND PARLOR 1/2 CAPE CAPE CENTRAL HALL 2-STORY DOUBLE PILE
 SIDE HALL BACK HALL IRREGULAR FOURSQUARE BUNGALOW
 MOBILE HOME MODULAR OTHER _____

19. PRIMARY STRUCTURAL SYSTEM:

TIMBER FRAME BRACED FRAME BRICK STONE BALLOON FRAME
 CONCRETE STEEL LOG PLANK WALL PLATFORM FRAME
 FRAME CONSTRUCTION - TYPE UNKNOWN OTHER _____

20. CHIMNEY PLACEMENT:

INTERIOR INTERIOR FRONT/REAR CENTER INTERIOR END EXTERIOR
 OTHER _____

21. ROOF CONFIGURATION:

GABLE SIDE GABLE FRONT HIP MANSARD FLAT
 GAMBREL PARAPET GABLE SHED CROSS GABLE
 COMPOUND OTHER _____

22. ROOF MATERIAL: WOOD METAL TILE SLATE ASPHALT ASBESTOS

23. EXTERIOR WALL MATERIALS:

CLAPBOARD BRICK FLUSH SHEATHING WOOD SHINGLE STONE
 LOG PRESSED METAL CONCRETE STUCCO ASPHALT
 GRANITE ASBESTOS TERRA COTTA BOARD AND BATTEN ALUMINUM/VINYL
 OTHER _____

24. FOUNDATION MATERIAL:

FIELDSTONE BRICK WOOD CONCRETE GRANITE ORNAMENTAL CONC. BLOCK
 OTHER not visible _____

25. OUTBUILDINGS/FEATURES:

CARRIAGE HOUSE FENCE OR WALL CEMETERY BARN (CONNECTED)
 BARN (DETACHED) FORMAL GARDEN LANDSCAPE/PLANT MAT ARCHAEOLOGICAL SITE
 GARAGE OTHER _____

HISTORICAL DATA

26. DOCUMENTED DATE OF CONSTRUCTION: 1920 27. ESTIMATED DATE OF CONSTRUCTION: _____

28. DATE MAJOR ADDITIONS/ALTERATIONS: _____

29. ARCHITECT: _____ 30. CONTRACTOR: _____

31. ORIGINAL OWNER: _____

32. SUBSEQUENT SIGNIFICANT OWNER: _____ DATES: _____

33. CULTURAL/ETHNIC AFFILIATION:

ENGLISH FRENCH ACADIAN NATIVE AMERICAN SCOTTISH FRENCH CANADIAN
 EAST EUROPEAN IRISH OTHER _____

34. HISTORIC CONTEXT(S):

COMMERCE INDUSTRY TRANSPORTATION AGRICULTURE MILITARY
 RELIGION CIVIC AFFAIRS RECREATION HABITATION EDUCATION
 ART, LIT, SCIENCE SOCIAL

35. COMMENTS/SOURCES: _____

36. HISTORICAL DRAWINGS EXIST: YES NO 37. KIT HOUSE YES NO 38. PATTERN BOOK HOUSE YES NO

ENVIRONMENTAL DATA

39. SITE INTEGRITY: ORIGINAL MOVED DATE MOVED _____

40. SETTING: RURAL/UNDISTURBED RURAL/BUILT UP SMALL TOWN URBAN SUBURBAN

41. QUADRANGLE MAP USED: Bingham

42. UTM NORTHING: 5630079.43656078 43. UTM EASTING: -7779173.7266287

44. FACADE DIRECTION (CIRCLE ONE): N (S) E W NE NW SE SW

=====

MHPC USE ONLY

DATE ENTERED IN INVENTORY: _____ PHOTO FILE #: _____

NR STATUS: L HD E NE ND REVIEWER _____

DATA SOURCE: HPF CLG R&C STAFF STATE SURVEY OTHER _____ LEVEL OF SURVEY: R I

MHPC USE ONLY

INVENTORY NO.

MAINE HISTORIC PRESERVATION COMMISSION Historic Building/Structure Survey Form

1. PROPERTY NAME (HISTORIC): _____
2. PROPERTY NAME (OTHER): _____
3. STREET ADDRESS: 26 Owens Street
4. TOWN: Bingham 5. COUNTY: Somerset
6. DATE RECORDED: 4/7/2021 7. SURVEYOR: Andrade, Melissa
8. OWNER NAME: _____ 9. ADDRESS: _____
10. PRIMARY USE (PRESENT):
- | | | | |
|---|---|--|--------------------------------------|
| <input type="checkbox"/> SINGLE FAMILY | <input type="checkbox"/> AGRICULTURE | <input type="checkbox"/> COMMERCIAL/TRADE | <input type="checkbox"/> FUNERARY |
| <input type="checkbox"/> MULTI-FAMILY | <input type="checkbox"/> GOVERNMENTAL | <input type="checkbox"/> EDUCATION | <input type="checkbox"/> HEALTH CARE |
| <input type="checkbox"/> INDUSTRY | <input checked="" type="checkbox"/> RELIGIOUS | <input type="checkbox"/> HOTEL | <input type="checkbox"/> LANDSCAPE |
| <input type="checkbox"/> TRANSPORTATION | <input type="checkbox"/> DEFENSE | <input type="checkbox"/> SUMMER COTTAGE/CAMP | <input type="checkbox"/> SOCIAL |
| <input type="checkbox"/> RECREATION/CULTURE | <input type="checkbox"/> UNKNOWN | | |
| <input type="checkbox"/> OTHER _____ | | | |
11. CONDITION: GOOD FAIR POOR DESTROYED, DATE _____

ARCHITECTURAL DATA

12. PRIMARY STYLISTIC CATEGORY:
- | | | | |
|---|--|---|--|
| <input type="checkbox"/> GEORGIAN | <input type="checkbox"/> STICK STYLE | <input checked="" type="checkbox"/> 19 TH /20 TH C. REVIVAL | <input type="checkbox"/> MODERN/CONTEMPORARY |
| <input type="checkbox"/> FEDERAL | <input type="checkbox"/> QUEEN ANNE | <input type="checkbox"/> COMMERCIAL STYLE | <input type="checkbox"/> MINIMAL TRADITIONAL |
| <input type="checkbox"/> GREEK REVIVAL | <input type="checkbox"/> SHINGLE STYLE | <input type="checkbox"/> CRAFTSMAN | <input type="checkbox"/> RANCH |
| <input type="checkbox"/> GOTHIC REVIVAL | <input type="checkbox"/> ROMANESQUE | <input type="checkbox"/> ART DECO / MODERNE | <input type="checkbox"/> SPLIT LEVEL |
| <input type="checkbox"/> ITALIANATE | <input type="checkbox"/> NEO-CLASSICAL REV | <input type="checkbox"/> INTERNATIONAL | <input type="checkbox"/> VERNACULAR |
| <input type="checkbox"/> SECOND EMPIRE | <input type="checkbox"/> RENAISSANCE REV | <input type="checkbox"/> OTHER _____ | |
13. SECONDARY STYLISTIC CATEGORY:
- | | | | |
|---|--|--|--|
| <input type="checkbox"/> GEORGIAN | <input type="checkbox"/> STICK STYLE | <input type="checkbox"/> 19 TH /20 TH C. REVIVAL | <input type="checkbox"/> MODERN/CONTEMPORARY |
| <input type="checkbox"/> FEDERAL | <input type="checkbox"/> QUEEN ANNE | <input type="checkbox"/> COMMERCIAL STYLE | <input type="checkbox"/> MINIMAL TRADITIONAL |
| <input type="checkbox"/> GREEK REVIVAL | <input type="checkbox"/> SHINGLE STYLE | <input type="checkbox"/> CRAFTSMAN | <input type="checkbox"/> RANCH |
| <input type="checkbox"/> GOTHIC REVIVAL | <input type="checkbox"/> ROMANESQUE | <input type="checkbox"/> ART DECO / MODERNE | <input type="checkbox"/> SPLIT LEVEL |
| <input type="checkbox"/> ITALIANATE | <input type="checkbox"/> NEO-CLASSICAL REV | <input type="checkbox"/> INTERNATIONAL | <input type="checkbox"/> VERNACULAR |
| <input type="checkbox"/> SECOND EMPIRE | <input type="checkbox"/> RENAISSANCE REV | <input type="checkbox"/> OTHER _____ | |
14. HEIGHT: 1 STORY 1 1/2 STORY 2 STORY 2 1/2 STORY 3 STORY 4 STORY 5 STORY OVER 5 (_____)
15. PRIMARY FACADE WIDTH (MAIN BLOCK; USE GROUND FLOOR): 1 BAY 2 BAY 3 BAY 4 BAY 5 BAY MORE THAN 5 (_____)
16. APPENDAGES: SIDE ELL REAR ELL FRONT ADDED STORIES SHED DORMERS PORCH TOWER CUPOLA BAY WINDOW

PHOTOGRAPH:



17. PORCH:

___ ATTACHED ___ ENGAGED ___ ONE STORY ___ MORE THAN ONE STORY
___ FULL WIDTH ___ WRAPAROUND ___ SLEEPING PORCH ___ SECONDARY PORCH

18. PLAN OR FORM

___ HALL AND PARLOR ___ 1/2 CAPE ___ CAPE ___ CENTRAL HALL ___ 2-STORY DOUBLE PILE
___ SIDE HALL ___ BACK HALL [X] IRREGULAR ___ FOURSQUARE ___ BUNGALOW
___ MOBILE HOME ___ MODULAR ___ OTHER

19. PRIMARY STRUCTURAL SYSTEM:

___ TIMBER FRAME [X] BRACED FRAME ___ BRICK ___ STONE ___ BALLOON FRAME
___ CONCRETE ___ STEEL ___ LOG ___ PLANK WALL ___ PLATFORM FRAME
___ FRAME CONSTRUCTION - TYPE UNKNOWN ___ OTHER

20. CHIMNEY PLACEMENT:

___ INTERIOR ___ INTERIOR FRONT/REAR ___ CENTER ___ INTERIOR END ___ EXTERIOR
___ OTHER

21. ROOF CONFIGURATION:

___ GABLE SIDE [X] GABLE FRONT ___ HIP ___ MANSARD ___ FLAT
___ GAMBREL ___ PARAPET GABLE ___ SHED ___ CROSS GABLE
___ COMPOUND ___ OTHER

22. ROOF MATERIAL:

___ WOOD [X] METAL ___ TILE ___ SLATE ___ ASPHALT ___ ASBESTOS

23. EXTERIOR WALL MATERIALS:

___ CLAPBOARD ___ BRICK ___ FLUSH SHEATHING ___ WOOD SHINGLE ___ STONE
___ LOG ___ PRESSED METAL ___ CONCRETE ___ STUCCO ___ ASPHALT
___ GRANITE [X] ASBESTOS ___ TERRA COTTA ___ BOARD AND BATTEN ___ ALUMINUM/VINYL
___ OTHER

24. FOUNDATION MATERIAL:

___ FIELDSTONE ___ BRICK ___ WOOD [X] CONCRETE ___ GRANITE ___ ORNAMENTAL CONC. BLOCK
___ OTHER

25. OUTBUILDINGS/FEATURES:

___ CARRIAGE HOUSE ___ FENCE OR WALL ___ CEMETERY ___ BARN (CONNECTED)
___ BARN (DETACHED) ___ FORMAL GARDEN ___ LANDSCAPE/PLANT MAT ___ ARCHAEOLOGICAL SITE
___ GARAGE ___ OTHER

HISTORICAL DATA

26. DOCUMENTED DATE OF CONSTRUCTION: _____ 27. ESTIMATED DATE OF CONSTRUCTION: 1920

28. DATE MAJOR ADDITIONS/ALTERATIONS: _____

29. ARCHITECT: _____ 30. CONTRACTOR: _____

31. ORIGINAL OWNER: _____

32. SUBSEQUENT SIGNIFICANT OWNER: _____ DATES: _____

33. CULTURAL/ETHNIC AFFILIATION:

___ ENGLISH ___ FRENCH ACADIAN ___ NATIVE AMERICAN ___ SCOTTISH ___ FRENCH CANADIAN
___ EAST EUROPEAN ___ IRISH ___ OTHER

34. HISTORIC CONTEXT(S):

___ COMMERCE ___ INDUSTRY ___ TRANSPORTATION ___ AGRICULTURE ___ MILITARY
___ RELIGION ___ CIVIC AFFAIRS ___ RECREATION ___ HABITATION ___ EDUCATION
___ ART, LIT, SCIENCE ___ SOCIAL

35. COMMENTS/SOURCES: _____

36. HISTORICAL DRAWINGS EXIST: ___ YES [X] NO 37. KIT HOUSE ___ YES [X] NO 38. PATTERN BOOK HOUSE ___ YES [X] NO

ENVIRONMENTAL DATA

39. SITE INTEGRITY: [X] ORIGINAL ___ MOVED DATE MOVED _____

40. SETTING: ___ RURAL/UNDISTURBED ___ RURAL/BUILT UP [X] SMALL TOWN ___ URBAN ___ SUBURBAN

41. QUADRANGLE MAP USED: Bingham

42. UTM NORTHING: 5630119.81204773 43. UTM EASTING: -7779047.71949901

44. FACADE DIRECTION (CIRCLE ONE): N (S) E W NE NW SE SW

=====
MHPC USE ONLY

DATE ENTERED IN INVENTORY: _____ PHOTO FILE #: _____

NR STATUS: ___ L ___ HD ___ E ___ NE ___ ND REVIEWER _____

DATA SOURCE: ___ HPF ___ CLG ___ R&C ___ STAFF ___ STATE SURVEY OTHER _____ LEVEL OF SURVEY: ___ R ___ I

MHPC USE ONLY

INVENTORY NO.

MAINE HISTORIC PRESERVATION COMMISSION Historic Building/Structure Survey Form

1. PROPERTY NAME (HISTORIC): _____
2. PROPERTY NAME (OTHER): _____
3. STREET ADDRESS: 7 James Street
4. TOWN: Bingham 5. COUNTY: Somerset
6. DATE RECORDED: 4/7/2021 7. SURVEYOR: Andrade, Melissa
8. OWNER NAME: _____ 9. ADDRESS: _____

10. PRIMARY USE (PRESENT):
- | | | | |
|---|---------------------------------------|--|--------------------------------------|
| <input checked="" type="checkbox"/> SINGLE FAMILY | <input type="checkbox"/> AGRICULTURE | <input type="checkbox"/> COMMERCIAL/TRADE | <input type="checkbox"/> FUNERARY |
| <input type="checkbox"/> MULTI-FAMILY | <input type="checkbox"/> GOVERNMENTAL | <input type="checkbox"/> EDUCATION | <input type="checkbox"/> HEALTH CARE |
| <input type="checkbox"/> INDUSTRY | <input type="checkbox"/> RELIGIOUS | <input type="checkbox"/> HOTEL | <input type="checkbox"/> LANDSCAPE |
| <input type="checkbox"/> TRANSPORTATION | <input type="checkbox"/> DEFENSE | <input type="checkbox"/> SUMMER COTTAGE/CAMP | <input type="checkbox"/> SOCIAL |
| <input type="checkbox"/> RECREATION/CULTURE | <input type="checkbox"/> UNKNOWN | | |
| <input type="checkbox"/> OTHER _____ | | | |

11. CONDITION: GOOD FAIR POOR DESTROYED, DATE _____

ARCHITECTURAL DATA

12. PRIMARY STYLISTIC CATEGORY:
- | | | | |
|---|--|--|--|
| <input type="checkbox"/> GEORGIAN | <input type="checkbox"/> STICK STYLE | <input type="checkbox"/> 19 TH /20 TH C. REVIVAL | <input type="checkbox"/> MODERN/CONTEMPORARY |
| <input type="checkbox"/> FEDERAL | <input type="checkbox"/> QUEEN ANNE | <input type="checkbox"/> COMMERCIAL STYLE | <input type="checkbox"/> MINIMAL TRADITIONAL |
| <input type="checkbox"/> GREEK REVIVAL | <input type="checkbox"/> SHINGLE STYLE | <input type="checkbox"/> CRAFTSMAN | <input type="checkbox"/> RANCH |
| <input type="checkbox"/> GOTHIC REVIVAL | <input type="checkbox"/> ROMANESQUE | <input type="checkbox"/> ART DECO / MODERNE | <input type="checkbox"/> SPLIT LEVEL |
| <input type="checkbox"/> ITALIANATE | <input type="checkbox"/> NEO-CLASSICAL REV | <input type="checkbox"/> INTERNATIONAL | <input checked="" type="checkbox"/> VERNACULAR |
| <input type="checkbox"/> SECOND EMPIRE | <input type="checkbox"/> RENAISSANCE REV | <input type="checkbox"/> OTHER _____ | |

13. SECONDARY STYLISTIC CATEGORY:
- | | | | |
|---|--|--|--|
| <input type="checkbox"/> GEORGIAN | <input type="checkbox"/> STICK STYLE | <input type="checkbox"/> 19 TH /20 TH C. REVIVAL | <input type="checkbox"/> MODERN/CONTEMPORARY |
| <input type="checkbox"/> FEDERAL | <input type="checkbox"/> QUEEN ANNE | <input type="checkbox"/> COMMERCIAL STYLE | <input type="checkbox"/> MINIMAL TRADITIONAL |
| <input type="checkbox"/> GREEK REVIVAL | <input type="checkbox"/> SHINGLE STYLE | <input type="checkbox"/> CRAFTSMAN | <input type="checkbox"/> RANCH |
| <input type="checkbox"/> GOTHIC REVIVAL | <input type="checkbox"/> ROMANESQUE | <input type="checkbox"/> ART DECO / MODERNE | <input type="checkbox"/> SPLIT LEVEL |
| <input type="checkbox"/> ITALIANATE | <input type="checkbox"/> NEO-CLASSICAL REV | <input type="checkbox"/> INTERNATIONAL | <input type="checkbox"/> VERNACULAR |
| <input type="checkbox"/> SECOND EMPIRE | <input type="checkbox"/> RENAISSANCE REV | <input type="checkbox"/> OTHER _____ | |

14. HEIGHT: 1 STORY 1 1/2 STORY 2 STORY 2 1/2 STORY 3 STORY 4 STORY
- 5 STORY OVER 5 (_____)

15. PRIMARY FACADE WIDTH (MAIN BLOCK; USE GROUND FLOOR):
- 1 BAY 2 BAY 3 BAY 4 BAY 5 BAY MORE THAN 5 (_____)

16. APPENDAGES: SIDE ELL REAR ELL FRONT ADDED STORIES SHED
- DORMERS PORCH TOWER CUPOLA BAY WINDOW

PHOTOGRAPH:



17. PORCH:

ATTACHED ENGAGED ONE STORY MORE THAN ONE STORY
 FULL WIDTH WRAPAROUND SLEEPING PORCH SECONDARY PORCH

18. PLAN OR FORM

HALL AND PARLOR 1/2 CAPE CAPE CENTRAL HALL 2-STORY DOUBLE PILE
 SIDE HALL BACK HALL IRREGULAR FOURSQUARE BUNGALOW
 MOBILE HOME MODULAR OTHER _____

19. PRIMARY STRUCTURAL SYSTEM:

TIMBER FRAME BRACED FRAME BRICK STONE BALLOON FRAME
 CONCRETE STEEL LOG PLANK WALL PLATFORM FRAME
 FRAME CONSTRUCTION - TYPE UNKNOWN OTHER _____

20. CHIMNEY PLACEMENT:

INTERIOR INTERIOR FRONT/REAR CENTER INTERIOR END EXTERIOR
 OTHER _____

21. ROOF CONFIGURATION:

GABLE SIDE GABLE FRONT HIP MANSARD FLAT
 GAMBREL PARAPET GABLE SHED CROSS GABLE
 COMPOUND OTHER _____

22. ROOF MATERIAL: WOOD METAL TILE SLATE ASPHALT ASBESTOS

23. EXTERIOR WALL MATERIALS:

CLAPBOARD BRICK FLUSH SHEATHING WOOD SHINGLE STONE
 LOG PRESSED METAL CONCRETE STUCCO ASPHALT
 GRANITE ASBESTOS TERRA COTTA BOARD AND BATTEN ALUMINUM/VINYL
 OTHER _____

24. FOUNDATION MATERIAL:

FIELDSTONE BRICK WOOD CONCRETE GRANITE ORNAMENTAL CONC. BLOCK
 OTHER _____

25. OUTBUILDINGS/FEATURES:

CARRIAGE HOUSE FENCE OR WALL CEMETERY BARN (CONNECTED)
 BARN (DETACHED) FORMAL GARDEN LANDSCAPE/PLANT MAT ARCHAEOLOGICAL SITE
 GARAGE OTHER _____

HISTORICAL DATA

26. DOCUMENTED DATE OF CONSTRUCTION: _____ 27. ESTIMATED DATE OF CONSTRUCTION: 1910

28. DATE MAJOR ADDITIONS/ALTERATIONS: _____

29. ARCHITECT: _____ 30. CONTRACTOR: _____

31. ORIGINAL OWNER: _____

32. SUBSEQUENT SIGNIFICANT OWNER: _____ DATES: _____

33. CULTURAL/ETHNIC AFFILIATION:

ENGLISH FRENCH ACADIAN NATIVE AMERICAN SCOTTISH FRENCH CANADIAN
 EAST EUROPEAN IRISH OTHER _____

34. HISTORIC CONTEXT(S):

COMMERCE INDUSTRY TRANSPORTATION AGRICULTURE MILITARY
 RELIGION CIVIC AFFAIRS RECREATION HABITATION EDUCATION
 ART, LIT, SCIENCE SOCIAL

35. COMMENTS/SOURCES: _____

36. HISTORICAL DRAWINGS EXIST: YES NO 37. KIT HOUSE YES NO 38. PATTERN BOOK HOUSE YES NO

ENVIRONMENTAL DATA

39. SITE INTEGRITY: ORIGINAL MOVED DATE MOVED _____

40. SETTING: RURAL/UNDISTURBED RURAL/BUILT UP SMALL TOWN URBAN SUBURBAN

41. QUADRANGLE MAP USED: Bingham

42. UTM NORTHING: 5630213.20186379 43. UTM EASTING: -7778925.14140743

44. FACADE DIRECTION (CIRCLE ONE): N S E W NE NW SE SW

=====

MHPC USE ONLY

DATE ENTERED IN INVENTORY: _____ PHOTO FILE #: _____

NR STATUS: L HD E NE ND REVIEWER _____

DATA SOURCE: HPF CLG R&C STAFF STATE SURVEY OTHER _____ LEVEL OF SURVEY: R I

MHPC USE ONLY

INVENTORY NO.

MAINE HISTORIC PRESERVATION COMMISSION Historic Building/Structure Survey Form

1. PROPERTY NAME (HISTORIC): _____

2. PROPERTY NAME (OTHER): _____

3. STREET ADDRESS: 51 Rollins Street

4. TOWN: Bingham 5. COUNTY: Somerset

6. DATE RECORDED: 4/7/2021 7. SURVEYOR: Andrade, Melissa

8. OWNER NAME: _____ 9. ADDRESS: _____

10. PRIMARY USE (PRESENT):
- | | | | |
|---|---------------------------------------|--|--------------------------------------|
| <input checked="" type="checkbox"/> SINGLE FAMILY | <input type="checkbox"/> AGRICULTURE | <input type="checkbox"/> COMMERCIAL/TRADE | <input type="checkbox"/> FUNERARY |
| <input type="checkbox"/> MULTI-FAMILY | <input type="checkbox"/> GOVERNMENTAL | <input type="checkbox"/> EDUCATION | <input type="checkbox"/> HEALTH CARE |
| <input type="checkbox"/> INDUSTRY | <input type="checkbox"/> RELIGIOUS | <input type="checkbox"/> HOTEL | <input type="checkbox"/> LANDSCAPE |
| <input type="checkbox"/> TRANSPORTATION | <input type="checkbox"/> DEFENSE | <input type="checkbox"/> SUMMER COTTAGE/CAMP | <input type="checkbox"/> SOCIAL |
| <input type="checkbox"/> RECREATION/CULTURE | <input type="checkbox"/> UNKNOWN | | |
| <input type="checkbox"/> OTHER _____ | | | |

11. CONDITION: GOOD FAIR POOR DESTROYED, DATE _____

ARCHITECTURAL DATA

12. PRIMARY STYLISTIC CATEGORY:
- | | | | |
|---|--|--|--|
| <input type="checkbox"/> GEORGIAN | <input type="checkbox"/> STICK STYLE | <input type="checkbox"/> 19 TH /20 TH C. REVIVAL | <input type="checkbox"/> MODERN/CONTEMPORARY |
| <input type="checkbox"/> FEDERAL | <input type="checkbox"/> QUEEN ANNE | <input type="checkbox"/> COMMERCIAL STYLE | <input type="checkbox"/> MINIMAL TRADITIONAL |
| <input type="checkbox"/> GREEK REVIVAL | <input type="checkbox"/> SHINGLE STYLE | <input type="checkbox"/> CRAFTSMAN | <input type="checkbox"/> RANCH |
| <input type="checkbox"/> GOTHIC REVIVAL | <input type="checkbox"/> ROMANESQUE | <input type="checkbox"/> ART DECO / MODERNE | <input type="checkbox"/> SPLIT LEVEL |
| <input type="checkbox"/> ITALIANATE | <input type="checkbox"/> NEO-CLASSICAL REV | <input type="checkbox"/> INTERNATIONAL | <input checked="" type="checkbox"/> VERNACULAR |
| <input type="checkbox"/> SECOND EMPIRE | <input type="checkbox"/> RENAISSANCE REV | <input type="checkbox"/> OTHER _____ | |

13. SECONDARY STYLISTIC CATEGORY:
- | | | | |
|---|--|--|--|
| <input type="checkbox"/> GEORGIAN | <input type="checkbox"/> STICK STYLE | <input type="checkbox"/> 19 TH /20 TH C. REVIVAL | <input type="checkbox"/> MODERN/CONTEMPORARY |
| <input type="checkbox"/> FEDERAL | <input type="checkbox"/> QUEEN ANNE | <input type="checkbox"/> COMMERCIAL STYLE | <input type="checkbox"/> MINIMAL TRADITIONAL |
| <input type="checkbox"/> GREEK REVIVAL | <input type="checkbox"/> SHINGLE STYLE | <input type="checkbox"/> CRAFTSMAN | <input type="checkbox"/> RANCH |
| <input type="checkbox"/> GOTHIC REVIVAL | <input type="checkbox"/> ROMANESQUE | <input type="checkbox"/> ART DECO / MODERNE | <input type="checkbox"/> SPLIT LEVEL |
| <input type="checkbox"/> ITALIANATE | <input type="checkbox"/> NEO-CLASSICAL REV | <input type="checkbox"/> INTERNATIONAL | <input type="checkbox"/> VERNACULAR |
| <input type="checkbox"/> SECOND EMPIRE | <input type="checkbox"/> RENAISSANCE REV | <input type="checkbox"/> OTHER _____ | |

14. HEIGHT: 1 STORY 1 1/2 STORY 2 STORY 2 1/2 STORY 3 STORY 4 STORY
 5 STORY OVER 5 (_____)

15. PRIMARY FACADE WIDTH (MAIN BLOCK; USE GROUND FLOOR):
 1 BAY 2 BAY 3 BAY 4 BAY 5 BAY MORE THAN 5 (10 _____)

16. APPENDAGES: SIDE ELL REAR ELL FRONT ADDED STORIES SHED
 DORMERS PORCH TOWER CUPOLA BAY WINDOW

PHOTOGRAPH:



17. PORCH:

ATTACHED ENGAGED ONE STORY MORE THAN ONE STORY
 FULL WIDTH WRAPAROUND SLEEPING PORCH SECONDARY PORCH

18. PLAN OR FORM

HALL AND PARLOR 1/2 CAPE CAPE CENTRAL HALL 2-STORY DOUBLE PILE
 SIDE HALL BACK HALL IRREGULAR FOURSQUARE BUNGALOW
 MOBILE HOME MODULAR OTHER

19. PRIMARY STRUCTURAL SYSTEM:

TIMBER FRAME BRACED FRAME BRICK STONE BALLOON FRAME
 CONCRETE STEEL LOG PLANK WALL PLATFORM FRAME
 FRAME CONSTRUCTION - TYPE UNKNOWN OTHER

20. CHIMNEY PLACEMENT:

INTERIOR INTERIOR FRONT/REAR CENTER INTERIOR END EXTERIOR
 OTHER

21. ROOF CONFIGURATION:

GABLE SIDE GABLE FRONT HIP MANSARD FLAT
 GAMBREL PARAPET GABLE SHED CROSS GABLE
 COMPOUND OTHER

22. ROOF MATERIAL: WOOD METAL TILE SLATE ASPHALT ASBESTOS

23. EXTERIOR WALL MATERIALS:

CLAPBOARD BRICK FLUSH SHEATHING WOOD SHINGLE STONE
 LOG PRESSED METAL CONCRETE STUCCO ASPHALT
 GRANITE ASBESTOS TERRA COTTA BOARD AND BATTEN ALUMINUM/VINYL
 OTHER

24. FOUNDATION MATERIAL:

FIELDSTONE BRICK WOOD CONCRETE GRANITE ORNAMENTAL CONC. BLOCK
 OTHER

25. OUTBUILDINGS/FEATURES:

CARRIAGE HOUSE FENCE OR WALL CEMETERY BARN (CONNECTED)
 BARN (DETACHED) FORMAL GARDEN LANDSCAPE/PLANT MAT ARCHAEOLOGICAL SITE
 GARAGE OTHER

HISTORICAL DATA

26. DOCUMENTED DATE OF CONSTRUCTION: 1900 27. ESTIMATED DATE OF CONSTRUCTION:

28. DATE MAJOR ADDITIONS/ALTERATIONS:

29. ARCHITECT: 30. CONTRACTOR:

31. ORIGINAL OWNER:

32. SUBSEQUENT SIGNIFICANT OWNER: DATES:

33. CULTURAL/ETHNIC AFFILIATION:

ENGLISH FRENCH ACADIAN NATIVE AMERICAN SCOTTISH FRENCH CANADIAN
 EAST EUROPEAN IRISH OTHER

34. HISTORIC CONTEXT(S):

COMMERCE INDUSTRY TRANSPORTATION AGRICULTURE MILITARY
 RELIGION CIVIC AFFAIRS RECREATION HABITATION EDUCATION
 ART, LIT, SCIENCE SOCIAL

35. COMMENTS/SOURCES:

36. HISTORICAL DRAWINGS EXIST: YES NO 37. KIT HOUSE YES NO 38. PATTERN BOOK HOUSE YES NO

ENVIRONMENTAL DATA

39. SITE INTEGRITY: ORIGINAL MOVED DATE MOVED

40. SETTING: RURAL/UNDISTURBED RURAL/BUILT UP SMALL TOWN URBAN SUBURBAN

41. QUADRANGLE MAP USED: Bingham

42. UTM NORTHING: 5630377.67111783 43. UTM EASTING: -7778847.17476507

44. FACADE DIRECTION (CIRCLE ONE): (N) S E W NE NW SE SW

=====
MHPC USE ONLY

DATE ENTERED IN INVENTORY: PHOTO FILE #:

NR STATUS: L HD E NE ND REVIEWER

DATA SOURCE: HPF CLG R&C STAFF STATE SURVEY OTHER LEVEL OF SURVEY: R I

MHPC USE ONLY

INVENTORY NO.

MAINE HISTORIC PRESERVATION COMMISSION Historic Building/Structure Survey Form

1. PROPERTY NAME (HISTORIC): _____

2. PROPERTY NAME (OTHER): _____

3. STREET ADDRESS: 54 Rollins Street

4. TOWN: Bingham 5. COUNTY: Somerset

6. DATE RECORDED: 4/7/2021 7. SURVEYOR: Andrade, Melissa

8. OWNER NAME: _____ 9. ADDRESS: _____

10. PRIMARY USE (PRESENT):
- | | | | |
|---|---------------------------------------|--|--------------------------------------|
| <input checked="" type="checkbox"/> SINGLE FAMILY | <input type="checkbox"/> AGRICULTURE | <input type="checkbox"/> COMMERCIAL/TRADE | <input type="checkbox"/> FUNERARY |
| <input type="checkbox"/> MULTI-FAMILY | <input type="checkbox"/> GOVERNMENTAL | <input type="checkbox"/> EDUCATION | <input type="checkbox"/> HEALTH CARE |
| <input type="checkbox"/> INDUSTRY | <input type="checkbox"/> RELIGIOUS | <input type="checkbox"/> HOTEL | <input type="checkbox"/> LANDSCAPE |
| <input type="checkbox"/> TRANSPORTATION | <input type="checkbox"/> DEFENSE | <input type="checkbox"/> SUMMER COTTAGE/CAMP | <input type="checkbox"/> SOCIAL |
| <input type="checkbox"/> RECREATION/CULTURE | <input type="checkbox"/> UNKNOWN | | |
| <input type="checkbox"/> OTHER _____ | | | |

11. CONDITION: GOOD FAIR POOR DESTROYED, DATE _____

ARCHITECTURAL DATA

12. PRIMARY STYLISTIC CATEGORY:
- | | | | |
|---|--|--|--|
| <input type="checkbox"/> GEORGIAN | <input type="checkbox"/> STICK STYLE | <input type="checkbox"/> 19 TH /20 TH C. REVIVAL | <input type="checkbox"/> MODERN/CONTEMPORARY |
| <input type="checkbox"/> FEDERAL | <input type="checkbox"/> QUEEN ANNE | <input type="checkbox"/> COMMERCIAL STYLE | <input type="checkbox"/> MINIMAL TRADITIONAL |
| <input type="checkbox"/> GREEK REVIVAL | <input type="checkbox"/> SHINGLE STYLE | <input type="checkbox"/> CRAFTSMAN | <input type="checkbox"/> RANCH |
| <input type="checkbox"/> GOTHIC REVIVAL | <input type="checkbox"/> ROMANESQUE | <input type="checkbox"/> ART DECO / MODERNE | <input type="checkbox"/> SPLIT LEVEL |
| <input type="checkbox"/> ITALIANATE | <input type="checkbox"/> NEO-CLASSICAL REV | <input type="checkbox"/> INTERNATIONAL | <input checked="" type="checkbox"/> VERNACULAR |
| <input type="checkbox"/> SECOND EMPIRE | <input type="checkbox"/> RENAISSANCE REV | <input type="checkbox"/> OTHER _____ | |

13. SECONDARY STYLISTIC CATEGORY:
- | | | | |
|---|--|--|--|
| <input type="checkbox"/> GEORGIAN | <input type="checkbox"/> STICK STYLE | <input type="checkbox"/> 19 TH /20 TH C. REVIVAL | <input type="checkbox"/> MODERN/CONTEMPORARY |
| <input type="checkbox"/> FEDERAL | <input type="checkbox"/> QUEEN ANNE | <input type="checkbox"/> COMMERCIAL STYLE | <input type="checkbox"/> MINIMAL TRADITIONAL |
| <input type="checkbox"/> GREEK REVIVAL | <input type="checkbox"/> SHINGLE STYLE | <input type="checkbox"/> CRAFTSMAN | <input type="checkbox"/> RANCH |
| <input type="checkbox"/> GOTHIC REVIVAL | <input type="checkbox"/> ROMANESQUE | <input type="checkbox"/> ART DECO / MODERNE | <input type="checkbox"/> SPLIT LEVEL |
| <input type="checkbox"/> ITALIANATE | <input type="checkbox"/> NEO-CLASSICAL REV | <input type="checkbox"/> INTERNATIONAL | <input type="checkbox"/> VERNACULAR |
| <input type="checkbox"/> SECOND EMPIRE | <input type="checkbox"/> RENAISSANCE REV | <input type="checkbox"/> OTHER _____ | |

14. HEIGHT: 1 STORY 1 1/2 STORY 2 STORY 2 1/2 STORY 3 STORY 4 STORY
 5 STORY OVER 5 (_____)

15. PRIMARY FACADE WIDTH (MAIN BLOCK; USE GROUND FLOOR):
 1 BAY 2 BAY 3 BAY 4 BAY 5 BAY MORE THAN 5 (_____)

16. APPENDAGES: SIDE ELL REAR ELL FRONT ADDED STORIES SHED
 DORMERS PORCH TOWER CUPOLA BAY WINDOW

PHOTOGRAPH:



17. PORCH:

ATTACHED ENGAGED ONE STORY MORE THAN ONE STORY
 FULL WIDTH WRAPAROUND SLEEPING PORCH SECONDARY PORCH

18. PLAN OR FORM

HALL AND PARLOR 1/2 CAPE CAPE CENTRAL HALL 2-STORY DOUBLE PILE
 SIDE HALL BACK HALL IRREGULAR FOURSQUARE BUNGALOW
 MOBILE HOME MODULAR OTHER _____

19. PRIMARY STRUCTURAL SYSTEM:

TIMBER FRAME BRACED FRAME BRICK STONE BALLOON FRAME
 CONCRETE STEEL LOG PLANK WALL PLATFORM FRAME
 FRAME CONSTRUCTION - TYPE UNKNOWN OTHER _____

20. CHIMNEY PLACEMENT:

INTERIOR INTERIOR FRONT/REAR CENTER INTERIOR END EXTERIOR
 OTHER _____

21. ROOF CONFIGURATION:

GABLE SIDE GABLE FRONT HIP MANSARD FLAT
 GAMBREL PARAPET GABLE SHED CROSS GABLE
 COMPOUND OTHER _____

22. ROOF MATERIAL: WOOD METAL TILE SLATE ASPHALT ASBESTOS

23. EXTERIOR WALL MATERIALS:

CLAPBOARD BRICK FLUSH SHEATHING WOOD SHINGLE STONE
 LOG PRESSED METAL CONCRETE STUCCO ASPHALT
 GRANITE ASBESTOS TERRA COTTA BOARD AND BATTEN ALUMINUM/VINYL
 OTHER _____

24. FOUNDATION MATERIAL:

FIELDSTONE BRICK WOOD CONCRETE GRANITE ORNAMENTAL CONC. BLOCK
 OTHER _____

25. OUTBUILDINGS/FEATURES:

CARRIAGE HOUSE FENCE OR WALL CEMETERY BARN (CONNECTED)
 BARN (DETACHED) FORMAL GARDEN LANDSCAPE/PLANT MAT ARCHAEOLOGICAL SITE
 GARAGE OTHER non-historic garage _____

HISTORICAL DATA

26. DOCUMENTED DATE OF CONSTRUCTION: _____ 27. ESTIMATED DATE OF CONSTRUCTION: 1900

28. DATE MAJOR ADDITIONS/ALTERATIONS: _____

29. ARCHITECT: _____ 30. CONTRACTOR: _____

31. ORIGINAL OWNER: _____

32. SUBSEQUENT SIGNIFICANT OWNER: _____ DATES: _____

33. CULTURAL/ETHNIC AFFILIATION:

ENGLISH FRENCH ACADIAN NATIVE AMERICAN SCOTTISH FRENCH CANADIAN
 EAST EUROPEAN IRISH OTHER _____

34. HISTORIC CONTEXT(S):

COMMERCE INDUSTRY TRANSPORTATION AGRICULTURE MILITARY
 RELIGION CIVIC AFFAIRS RECREATION HABITATION EDUCATION
 ART, LIT, SCIENCE SOCIAL

35. COMMENTS/SOURCES: _____

36. HISTORICAL DRAWINGS EXIST: YES NO 37. KIT HOUSE YES NO 38. PATTERN BOOK HOUSE YES NO

ENVIRONMENTAL DATA

39. SITE INTEGRITY: ORIGINAL MOVED DATE MOVED _____

40. SETTING: RURAL/UNDISTURBED RURAL/BUILT UP SMALL TOWN URBAN SUBURBAN

41. QUADRANGLE MAP USED: Bingham

42. UTM NORTHING: 5630443.0895564 43. UTM EASTING: -7778836.88264387

44. FACADE DIRECTION (CIRCLE ONE): N (S) E W NE NW SE SW

=====

MHPC USE ONLY

DATE ENTERED IN INVENTORY: _____ PHOTO FILE #: _____

NR STATUS: L HD E NE ND REVIEWER _____

DATA SOURCE: HPF CLG R&C STAFF STATE SURVEY OTHER _____ LEVEL OF SURVEY: R I

MHPC USE ONLY

INVENTORY NO.

MAINE HISTORIC PRESERVATION COMMISSION Historic Building/Structure Survey Form

1. PROPERTY NAME (HISTORIC): _____
2. PROPERTY NAME (OTHER): _____
3. STREET ADDRESS: 51 Rollins Street
4. TOWN: Bingham 5. COUNTY: Somerset
6. DATE RECORDED: 4/7/2021 7. SURVEYOR: Andrade, Melissa
8. OWNER NAME: _____ 9. ADDRESS: _____
10. PRIMARY USE (PRESENT):
- | | | | |
|--|---------------------------------------|--|--------------------------------------|
| <input type="checkbox"/> SINGLE FAMILY | <input type="checkbox"/> AGRICULTURE | <input type="checkbox"/> COMMERCIAL/TRADE | <input type="checkbox"/> FUNERARY |
| <input type="checkbox"/> MULTI-FAMILY | <input type="checkbox"/> GOVERNMENTAL | <input type="checkbox"/> EDUCATION | <input type="checkbox"/> HEALTH CARE |
| <input type="checkbox"/> INDUSTRY | <input type="checkbox"/> RELIGIOUS | <input type="checkbox"/> HOTEL | <input type="checkbox"/> LANDSCAPE |
| <input checked="" type="checkbox"/> TRANSPORTATION | <input type="checkbox"/> DEFENSE | <input type="checkbox"/> SUMMER COTTAGE/CAMP | <input type="checkbox"/> SOCIAL |
| <input type="checkbox"/> RECREATION/CULTURE | <input type="checkbox"/> UNKNOWN | | |
| <input type="checkbox"/> OTHER _____ | | | |
11. CONDITION: GOOD FAIR POOR DESTROYED, DATE _____

ARCHITECTURAL DATA

12. PRIMARY STYLISTIC CATEGORY:
- | | | | |
|---|--|--|--|
| <input type="checkbox"/> GEORGIAN | <input type="checkbox"/> STICK STYLE | <input type="checkbox"/> 19 TH /20 TH C. REVIVAL | <input type="checkbox"/> MODERN/CONTEMPORARY |
| <input type="checkbox"/> FEDERAL | <input type="checkbox"/> QUEEN ANNE | <input type="checkbox"/> COMMERCIAL STYLE | <input type="checkbox"/> MINIMAL TRADITIONAL |
| <input type="checkbox"/> GREEK REVIVAL | <input type="checkbox"/> SHINGLE STYLE | <input type="checkbox"/> CRAFTSMAN | <input type="checkbox"/> RANCH |
| <input type="checkbox"/> GOTHIC REVIVAL | <input type="checkbox"/> ROMANESQUE | <input type="checkbox"/> ART DECO / MODERNE | <input type="checkbox"/> SPLIT LEVEL |
| <input type="checkbox"/> ITALIANATE | <input type="checkbox"/> NEO-CLASSICAL REV | <input type="checkbox"/> INTERNATIONAL | <input checked="" type="checkbox"/> VERNACULAR |
| <input type="checkbox"/> SECOND EMPIRE | <input type="checkbox"/> RENAISSANCE REV | <input type="checkbox"/> OTHER _____ | |
13. SECONDARY STYLISTIC CATEGORY:
- | | | | |
|---|--|--|--|
| <input type="checkbox"/> GEORGIAN | <input type="checkbox"/> STICK STYLE | <input type="checkbox"/> 19 TH /20 TH C. REVIVAL | <input type="checkbox"/> MODERN/CONTEMPORARY |
| <input type="checkbox"/> FEDERAL | <input type="checkbox"/> QUEEN ANNE | <input type="checkbox"/> COMMERCIAL STYLE | <input type="checkbox"/> MINIMAL TRADITIONAL |
| <input type="checkbox"/> GREEK REVIVAL | <input type="checkbox"/> SHINGLE STYLE | <input type="checkbox"/> CRAFTSMAN | <input type="checkbox"/> RANCH |
| <input type="checkbox"/> GOTHIC REVIVAL | <input type="checkbox"/> ROMANESQUE | <input type="checkbox"/> ART DECO / MODERNE | <input type="checkbox"/> SPLIT LEVEL |
| <input type="checkbox"/> ITALIANATE | <input type="checkbox"/> NEO-CLASSICAL REV | <input type="checkbox"/> INTERNATIONAL | <input type="checkbox"/> VERNACULAR |
| <input type="checkbox"/> SECOND EMPIRE | <input type="checkbox"/> RENAISSANCE REV | <input type="checkbox"/> OTHER _____ | |
14. HEIGHT:
- 1 STORY 1 1/2 STORY 2 STORY 2 1/2 STORY 3 STORY 4 STORY
- 5 STORY OVER 5 (_____)
15. PRIMARY FACADE WIDTH (MAIN BLOCK; USE GROUND FLOOR):
- 1 BAY 2 BAY 3 BAY 4 BAY 5 BAY MORE THAN 5 (_____)
16. APPENDAGES: SIDE ELL REAR ELL FRONT ADDED STORIES SHED
- DORMERS PORCH TOWER CUPOLA BAY WINDOW

PHOTOGRAPH:



17. PORCH:

___ ATTACHED ___ ENGAGED ___ ONE STORY ___ MORE THAN ONE STORY
___ FULL WIDTH ___ WRAPAROUND ___ SLEEPING PORCH ___ SECONDARY PORCH

18. PLAN OR FORM

___ HALL AND PARLOR ___ 1/2 CAPE ___ CAPE X CENTRAL HALL ___ 2-STORY DOUBLE PILE
___ SIDE HALL ___ BACK HALL ___ IRREGULAR ___ FOURSQUARE ___ BUNGALOW
___ MOBILE HOME ___ MODULAR ___ OTHER

19. PRIMARY STRUCTURAL SYSTEM:

___ TIMBER FRAME ___ BRACED FRAME ___ BRICK ___ STONE X BALLOON FRAME
___ CONCRETE ___ STEEL ___ LOG ___ PLANK WALL ___ PLATFORM FRAME
___ FRAME CONSTRUCTION - TYPE UNKNOWN ___ OTHER

20. CHIMNEY PLACEMENT:

___ INTERIOR ___ INTERIOR FRONT/REAR ___ CENTER ___ INTERIOR END ___ EXTERIOR
___ OTHER

21. ROOF CONFIGURATION:

___ GABLE SIDE ___ GABLE FRONT X HIP ___ MANSARD ___ FLAT
___ GAMBREL ___ PARAPET GABLE ___ SHED ___ CROSS GABLE
___ COMPOUND ___ OTHER

22. ROOF MATERIAL: ___ WOOD X METAL ___ TILE ___ SLATE ___ ASPHALT ___ ASBESTOS

23. EXTERIOR WALL MATERIALS:

___ CLAPBOARD ___ BRICK ___ FLUSH SHEATHING ___ WOOD SHINGLE ___ STONE
___ LOG ___ PRESSED METAL ___ CONCRETE ___ STUCCO ___ ASPHALT
___ GRANITE ___ ASBESTOS ___ TERRA COTTA ___ BOARD AND BATTEN X ALUMINUM/VINYL
___ OTHER

24. FOUNDATION MATERIAL:

___ FIELDSTONE ___ BRICK ___ WOOD ___ CONCRETE ___ GRANITE ___ ORNAMENTAL CONC. BLOCK
X OTHER not visible

25. OUTBUILDINGS/FEATURES:

___ CARRIAGE HOUSE ___ FENCE OR WALL ___ CEMETERY ___ BARN (CONNECTED)
___ BARN (DETACHED) ___ FORMAL GARDEN ___ LANDSCAPE/PLANT MAT ___ ARCHAEOLOGICAL SITE
___ GARAGE ___ OTHER

HISTORICAL DATA

26. DOCUMENTED DATE OF CONSTRUCTION: 27. ESTIMATED DATE OF CONSTRUCTION: 1900

28. DATE MAJOR ADDITIONS/ALTERATIONS:

29. ARCHITECT: 30. CONTRACTOR:

31. ORIGINAL OWNER:

32. SUBSEQUENT SIGNIFICANT OWNER: DATES:

33. CULTURAL/ETHNIC AFFILIATION:

___ ENGLISH ___ FRENCH ACADIAN ___ NATIVE AMERICAN ___ SCOTTISH ___ FRENCH CANADIAN
___ EAST EUROPEAN ___ IRISH ___ OTHER

34. HISTORIC CONTEXT(S):

___ COMMERCE ___ INDUSTRY ___ TRANSPORTATION ___ AGRICULTURE ___ MILITARY
___ RELIGION ___ CIVIC AFFAIRS ___ RECREATION ___ HABITATION ___ EDUCATION
___ ART, LIT, SCIENCE ___ SOCIAL

35. COMMENTS/SOURCES:

36. HISTORICAL DRAWINGS EXIST: ___ YES X NO 37. KIT HOUSE ___ YES X NO 38. PATTERN BOOK HOUSE ___ YES X NO

ENVIRONMENTAL DATA

39. SITE INTEGRITY: X ORIGINAL ___ MOVED DATE MOVED

40. SETTING: ___ RURAL/UNDISTURBED ___ RURAL/BUILT UP X SMALL TOWN ___ URBAN ___ SUBURBAN

41. QUADRANGLE MAP USED: Bingham

42. UTM NORTHING: 5630341.49061474 43. UTM EASTING: -7778862.44672287

44. FACADE DIRECTION (CIRCLE ONE): (N) S E W NE NW SE SW

MHPC USE ONLY

DATE ENTERED IN INVENTORY: PHOTO FILE #:

NR STATUS: ___ L ___ HD ___ E ___ NE ___ ND REVIEWER

DATA SOURCE: ___ HPF ___ CLG ___ R&C ___ STAFF ___ STATE SURVEY OTHER LEVEL OF SURVEY: ___ R ___ I

MHPC USE ONLY

INVENTORY NO.

MAINE HISTORIC PRESERVATION COMMISSION Historic Building/Structure Survey Form

1. PROPERTY NAME (HISTORIC): _____

2. PROPERTY NAME (OTHER): _____

3. STREET ADDRESS: 118 Lander Avenue

4. TOWN: Bingham 5. COUNTY: Somerset

6. DATE RECORDED: 4/7/2021 7. SURVEYOR: Andrade, Melissa

8. OWNER NAME: _____ 9. ADDRESS: _____

10. PRIMARY USE (PRESENT):
- | | | | |
|---|---------------------------------------|--|--------------------------------------|
| <input checked="" type="checkbox"/> SINGLE FAMILY | <input type="checkbox"/> AGRICULTURE | <input type="checkbox"/> COMMERCIAL/TRADE | <input type="checkbox"/> FUNERARY |
| <input type="checkbox"/> MULTI-FAMILY | <input type="checkbox"/> GOVERNMENTAL | <input type="checkbox"/> EDUCATION | <input type="checkbox"/> HEALTH CARE |
| <input type="checkbox"/> INDUSTRY | <input type="checkbox"/> RELIGIOUS | <input type="checkbox"/> HOTEL | <input type="checkbox"/> LANDSCAPE |
| <input type="checkbox"/> TRANSPORTATION | <input type="checkbox"/> DEFENSE | <input type="checkbox"/> SUMMER COTTAGE/CAMP | <input type="checkbox"/> SOCIAL |
| <input type="checkbox"/> RECREATION/CULTURE | <input type="checkbox"/> UNKNOWN | | |
| <input type="checkbox"/> OTHER _____ | | | |

11. CONDITION: GOOD FAIR POOR DESTROYED, DATE _____

ARCHITECTURAL DATA

12. PRIMARY STYLISTIC CATEGORY:
- | | | | |
|---|--|--|--|
| <input type="checkbox"/> GEORGIAN | <input type="checkbox"/> STICK STYLE | <input type="checkbox"/> 19 TH /20 TH C. REVIVAL | <input type="checkbox"/> MODERN/CONTEMPORARY |
| <input type="checkbox"/> FEDERAL | <input type="checkbox"/> QUEEN ANNE | <input type="checkbox"/> COMMERCIAL STYLE | <input type="checkbox"/> MINIMAL TRADITIONAL |
| <input type="checkbox"/> GREEK REVIVAL | <input type="checkbox"/> SHINGLE STYLE | <input type="checkbox"/> CRAFTSMAN | <input type="checkbox"/> RANCH |
| <input type="checkbox"/> GOTHIC REVIVAL | <input type="checkbox"/> ROMANESQUE | <input type="checkbox"/> ART DECO / MODERNE | <input type="checkbox"/> SPLIT LEVEL |
| <input type="checkbox"/> ITALIANATE | <input type="checkbox"/> NEO-CLASSICAL REV | <input type="checkbox"/> INTERNATIONAL | <input checked="" type="checkbox"/> VERNACULAR |
| <input type="checkbox"/> SECOND EMPIRE | <input type="checkbox"/> RENAISSANCE REV | <input type="checkbox"/> OTHER _____ | |

13. SECONDARY STYLISTIC CATEGORY:
- | | | | |
|---|--|--|--|
| <input type="checkbox"/> GEORGIAN | <input type="checkbox"/> STICK STYLE | <input type="checkbox"/> 19 TH /20 TH C. REVIVAL | <input type="checkbox"/> MODERN/CONTEMPORARY |
| <input type="checkbox"/> FEDERAL | <input type="checkbox"/> QUEEN ANNE | <input type="checkbox"/> COMMERCIAL STYLE | <input type="checkbox"/> MINIMAL TRADITIONAL |
| <input type="checkbox"/> GREEK REVIVAL | <input type="checkbox"/> SHINGLE STYLE | <input type="checkbox"/> CRAFTSMAN | <input type="checkbox"/> RANCH |
| <input type="checkbox"/> GOTHIC REVIVAL | <input type="checkbox"/> ROMANESQUE | <input type="checkbox"/> ART DECO / MODERNE | <input type="checkbox"/> SPLIT LEVEL |
| <input type="checkbox"/> ITALIANATE | <input type="checkbox"/> NEO-CLASSICAL REV | <input type="checkbox"/> INTERNATIONAL | <input type="checkbox"/> VERNACULAR |
| <input type="checkbox"/> SECOND EMPIRE | <input type="checkbox"/> RENAISSANCE REV | <input type="checkbox"/> OTHER _____ | |

14. HEIGHT: 1 STORY 1 1/2 STORY 2 STORY 2 1/2 STORY 3 STORY 4 STORY
 5 STORY OVER 5 (_____)

15. PRIMARY FACADE WIDTH (MAIN BLOCK; USE GROUND FLOOR):
 1 BAY 2 BAY 3 BAY 4 BAY 5 BAY MORE THAN 5 (_____)

16. APPENDAGES: SIDE ELL REAR ELL FRONT ADDED STORIES SHED
 DORMERS PORCH TOWER CUPOLA BAY WINDOW

PHOTOGRAPH:



17. PORCH:

ATTACHED ENGAGED ONE STORY MORE THAN ONE STORY
 FULL WIDTH WRAPAROUND SLEEPING PORCH SECONDARY PORCH

18. PLAN OR FORM

HALL AND PARLOR 1/2 CAPE CAPE CENTRAL HALL 2-STORY DOUBLE PILE
 SIDE HALL BACK HALL IRREGULAR FOURSQUARE BUNGALOW
 MOBILE HOME MODULAR OTHER

19. PRIMARY STRUCTURAL SYSTEM:

TIMBER FRAME BRACED FRAME BRICK STONE BALLOON FRAME
 CONCRETE STEEL LOG PLANK WALL PLATFORM FRAME
 FRAME CONSTRUCTION - TYPE UNKNOWN OTHER

20. CHIMNEY PLACEMENT:

INTERIOR INTERIOR FRONT/REAR CENTER INTERIOR END EXTERIOR
 OTHER

21. ROOF CONFIGURATION:

GABLE SIDE GABLE FRONT HIP MANSARD FLAT
 GAMBREL PARAPET GABLE SHED CROSS GABLE
 COMPOUND OTHER

22. ROOF MATERIAL: WOOD METAL TILE SLATE ASPHALT ASBESTOS

23. EXTERIOR WALL MATERIALS:

CLAPBOARD BRICK FLUSH SHEATHING WOOD SHINGLE STONE
 LOG PRESSED METAL CONCRETE STUCCO ASPHALT
 GRANITE ASBESTOS TERRA COTTA BOARD AND BATTEN ALUMINUM/VINYL
 OTHER

24. FOUNDATION MATERIAL:

FIELDSTONE BRICK WOOD CONCRETE GRANITE ORNAMENTAL CONC. BLOCK
 OTHER

25. OUTBUILDINGS/FEATURES:

CARRIAGE HOUSE FENCE OR WALL CEMETERY BARN (CONNECTED)
 BARN (DETACHED) FORMAL GARDEN LANDSCAPE/PLANT MAT ARCHAEOLOGICAL SITE
 GARAGE OTHER non-historic garage

HISTORICAL DATA

26. DOCUMENTED DATE OF CONSTRUCTION: _____ 27. ESTIMATED DATE OF CONSTRUCTION: 1900

28. DATE MAJOR ADDITIONS/ALTERATIONS: _____

29. ARCHITECT: _____ 30. CONTRACTOR: _____

31. ORIGINAL OWNER: _____

32. SUBSEQUENT SIGNIFICANT OWNER: _____ DATES: _____

33. CULTURAL/ETHNIC AFFILIATION:

ENGLISH FRENCH ACADIAN NATIVE AMERICAN SCOTTISH FRENCH CANADIAN
 EAST EUROPEAN IRISH OTHER

34. HISTORIC CONTEXT(S):

COMMERCE INDUSTRY TRANSPORTATION AGRICULTURE MILITARY
 RELIGION CIVIC AFFAIRS RECREATION HABITATION EDUCATION
 ART, LIT, SCIENCE SOCIAL

35. COMMENTS/SOURCES: _____

36. HISTORICAL DRAWINGS EXIST: YES NO 37. KIT HOUSE YES NO 38. PATTERN BOOK HOUSE YES NO

ENVIRONMENTAL DATA

39. SITE INTEGRITY: ORIGINAL MOVED DATE MOVED _____

40. SETTING: RURAL/UNDISTURBED RURAL/BUILT UP SMALL TOWN URBAN SUBURBAN

41. QUADRANGLE MAP USED: Bingham

42. UTM NORTHING: 5630130.21665959 43. UTM EASTING: -7779546.19559922

44. FACADE DIRECTION (CIRCLE ONE): (N) S E W NE NW SE SW

=====
MHPC USE ONLY

DATE ENTERED IN INVENTORY: _____ PHOTO FILE #: _____

NR STATUS: L HD E NE ND REVIEWER _____

DATA SOURCE: HPF CLG R&C STAFF STATE SURVEY OTHER _____ LEVEL OF SURVEY: R I

17. PORCH:

ATTACHED ENGAGED ONE STORY MORE THAN ONE STORY
 FULL WIDTH WRAPAROUND SLEEPING PORCH SECONDARY PORCH

18. PLAN OR FORM

HALL AND PARLOR 1/2 CAPE CAPE CENTRAL HALL 2-STORY DOUBLE PILE
 SIDE HALL BACK HALL IRREGULAR FOURSQUARE BUNGALOW
 MOBILE HOME MODULAR OTHER _____

19. PRIMARY STRUCTURAL SYSTEM:

TIMBER FRAME BRACED FRAME BRICK STONE BALLOON FRAME
 CONCRETE STEEL LOG PLANK WALL PLATFORM FRAME
 FRAME CONSTRUCTION - TYPE UNKNOWN OTHER _____

20. CHIMNEY PLACEMENT:

INTERIOR INTERIOR FRONT/REAR CENTER INTERIOR END EXTERIOR
 OTHER _____

21. ROOF CONFIGURATION:

GABLE SIDE GABLE FRONT HIP MANSARD FLAT
 GAMBREL PARAPET GABLE SHED CROSS GABLE
 COMPOUND OTHER _____

22. ROOF MATERIAL: WOOD METAL TILE SLATE ASPHALT ASBESTOS

23. EXTERIOR WALL MATERIALS:

CLAPBOARD BRICK FLUSH SHEATHING WOOD SHINGLE STONE
 LOG PRESSED METAL CONCRETE STUCCO ASPHALT
 GRANITE ASBESTOS TERRA COTTA BOARD AND BATTEN ALUMINUM/VINYL
 OTHER _____

24. FOUNDATION MATERIAL:

FIELDSTONE BRICK WOOD CONCRETE GRANITE ORNAMENTAL CONC. BLOCK
 OTHER _____

25. OUTBUILDINGS/FEATURES:

CARRIAGE HOUSE FENCE OR WALL CEMETERY BARN (CONNECTED)
 BARN (DETACHED) FORMAL GARDEN LANDSCAPE/PLANT MAT ARCHAEOLOGICAL SITE
 GARAGE OTHER _____

HISTORICAL DATA

26. DOCUMENTED DATE OF CONSTRUCTION: _____ 27. ESTIMATED DATE OF CONSTRUCTION: 1920

28. DATE MAJOR ADDITIONS/ALTERATIONS: _____

29. ARCHITECT: _____ 30. CONTRACTOR: _____

31. ORIGINAL OWNER: _____

32. SUBSEQUENT SIGNIFICANT OWNER: _____ DATES: _____

33. CULTURAL/ETHNIC AFFILIATION:

ENGLISH FRENCH ACADIAN NATIVE AMERICAN SCOTTISH FRENCH CANADIAN
 EAST EUROPEAN IRISH OTHER _____

34. HISTORIC CONTEXT(S):

COMMERCE INDUSTRY TRANSPORTATION AGRICULTURE MILITARY
 RELIGION CIVIC AFFAIRS RECREATION HABITATION EDUCATION
 ART, LIT, SCIENCE SOCIAL

35. COMMENTS/SOURCES: _____

36. HISTORICAL DRAWINGS EXIST: YES NO 37. KIT HOUSE YES NO 38. PATTERN BOOK HOUSE YES NO

ENVIRONMENTAL DATA

39. SITE INTEGRITY: ORIGINAL MOVED DATE MOVED _____

40. SETTING: RURAL/UNDISTURBED RURAL/BUILT UP SMALL TOWN URBAN SUBURBAN

41. QUADRANGLE MAP USED: Bingham

42. UTM NORTHING: 5629670.80794752 43. UTM EASTING: -7779221.21416467

44. FACADE DIRECTION (CIRCLE ONE): N S **(E)** W NE NW SE SW

=====

MHPC USE ONLY

DATE ENTERED IN INVENTORY: _____ PHOTO FILE #: _____

NR STATUS: L HD E NE ND REVIEWER _____

DATA SOURCE: HPF CLG R&C STAFF STATE SURVEY OTHER _____ LEVEL OF SURVEY: R I

17. PORCH:

ATTACHED ENGAGED ONE STORY MORE THAN ONE STORY
 FULL WIDTH WRAPAROUND SLEEPING PORCH SECONDARY PORCH

18. PLAN OR FORM

HALL AND PARLOR 1/2 CAPE CAPE CENTRAL HALL 2-STORY DOUBLE PILE
 SIDE HALL BACK HALL IRREGULAR FOURSQUARE BUNGALOW
 MOBILE HOME MODULAR OTHER _____

19. PRIMARY STRUCTURAL SYSTEM:

TIMBER FRAME BRACED FRAME BRICK STONE BALLOON FRAME
 CONCRETE STEEL LOG PLANK WALL PLATFORM FRAME
 FRAME CONSTRUCTION - TYPE UNKNOWN OTHER _____

20. CHIMNEY PLACEMENT:

INTERIOR INTERIOR FRONT/REAR CENTER INTERIOR END EXTERIOR
 OTHER _____

21. ROOF CONFIGURATION:

GABLE SIDE GABLE FRONT HIP MANSARD FLAT
 GAMBREL PARAPET GABLE SHED CROSS GABLE
 COMPOUND OTHER _____

22. ROOF MATERIAL: WOOD METAL TILE SLATE ASPHALT ASBESTOS

23. EXTERIOR WALL MATERIALS:

CLAPBOARD BRICK FLUSH SHEATHING WOOD SHINGLE STONE
 LOG PRESSED METAL CONCRETE STUCCO ASPHALT
 GRANITE ASBESTOS TERRA COTTA BOARD AND BATTEN ALUMINUM/VINYL
 OTHER _____

24. FOUNDATION MATERIAL:

FIELDSTONE BRICK WOOD CONCRETE GRANITE ORNAMENTAL CONC. BLOCK
 OTHER *not visible* _____

25. OUTBUILDINGS/FEATURES:

CARRIAGE HOUSE FENCE OR WALL CEMETERY BARN (CONNECTED)
 BARN (DETACHED) FORMAL GARDEN LANDSCAPE/PLANT MAT ARCHAEOLOGICAL SITE
 GARAGE OTHER _____

HISTORICAL DATA

26. DOCUMENTED DATE OF CONSTRUCTION: _____ 27. ESTIMATED DATE OF CONSTRUCTION: 1860

28. DATE MAJOR ADDITIONS/ALTERATIONS: _____

29. ARCHITECT: _____ 30. CONTRACTOR: _____

31. ORIGINAL OWNER: _____

32. SUBSEQUENT SIGNIFICANT OWNER: _____ DATES: _____

33. CULTURAL/ETHNIC AFFILIATION:

ENGLISH FRENCH ACADIAN NATIVE AMERICAN SCOTTISH FRENCH CANADIAN
 EAST EUROPEAN IRISH OTHER _____

34. HISTORIC CONTEXT(S):

COMMERCE INDUSTRY TRANSPORTATION AGRICULTURE MILITARY
 RELIGION CIVIC AFFAIRS RECREATION HABITATION EDUCATION
 ART, LIT, SCIENCE SOCIAL

35. COMMENTS/SOURCES: _____

36. HISTORICAL DRAWINGS EXIST: YES NO 37. KIT HOUSE YES NO 38. PATTERN BOOK HOUSE YES NO

ENVIRONMENTAL DATA

39. SITE INTEGRITY: ORIGINAL MOVED DATE MOVED _____

40. SETTING: RURAL/UNDISTURBED RURAL/BUILT UP SMALL TOWN URBAN SUBURBAN

41. QUADRANGLE MAP USED: Bingham

42. UTM NORTHING: 5630852.49992271 43. UTM EASTING: -7781002.12011957

44. FACADE DIRECTION (CIRCLE ONE): N S E W **(NE)** NW SE SW

=====

MHPC USE ONLY

DATE ENTERED IN INVENTORY: _____ PHOTO FILE #: _____

NR STATUS: L HD E NE ND REVIEWER _____

DATA SOURCE: HPF CLG R&C STAFF STATE SURVEY OTHER _____ LEVEL OF SURVEY: R I

MHPC USE ONLY

INVENTORY NO.

MAINE HISTORIC PRESERVATION COMMISSION Historic Building/Structure Survey Form

1. PROPERTY NAME (HISTORIC): _____
2. PROPERTY NAME (OTHER): _____
3. STREET ADDRESS: 220 Main Street, US Route 201
4. TOWN: Bingham 5. COUNTY: Somerset
6. DATE RECORDED: 4/7/2021 7. SURVEYOR: Andrade, Melissa
8. OWNER NAME: _____ 9. ADDRESS: _____

10. PRIMARY USE (PRESENT):
- | | | | |
|---|---------------------------------------|--|--------------------------------------|
| <input checked="" type="checkbox"/> SINGLE FAMILY | <input type="checkbox"/> AGRICULTURE | <input type="checkbox"/> COMMERCIAL/TRADE | <input type="checkbox"/> FUNERARY |
| <input type="checkbox"/> MULTI-FAMILY | <input type="checkbox"/> GOVERNMENTAL | <input type="checkbox"/> EDUCATION | <input type="checkbox"/> HEALTH CARE |
| <input type="checkbox"/> INDUSTRY | <input type="checkbox"/> RELIGIOUS | <input type="checkbox"/> HOTEL | <input type="checkbox"/> LANDSCAPE |
| <input type="checkbox"/> TRANSPORTATION | <input type="checkbox"/> DEFENSE | <input type="checkbox"/> SUMMER COTTAGE/CAMP | <input type="checkbox"/> SOCIAL |
| <input type="checkbox"/> RECREATION/CULTURE | <input type="checkbox"/> UNKNOWN | | |
| <input type="checkbox"/> OTHER _____ | | | |

11. CONDITION: GOOD FAIR POOR DESTROYED, DATE _____

ARCHITECTURAL DATA

12. PRIMARY STYLISTIC CATEGORY:
- | | | | |
|---|--|--|--|
| <input type="checkbox"/> GEORGIAN | <input type="checkbox"/> STICK STYLE | <input type="checkbox"/> 19 TH /20 TH C. REVIVAL | <input type="checkbox"/> MODERN/CONTEMPORARY |
| <input type="checkbox"/> FEDERAL | <input type="checkbox"/> QUEEN ANNE | <input type="checkbox"/> COMMERCIAL STYLE | <input type="checkbox"/> MINIMAL TRADITIONAL |
| <input type="checkbox"/> GREEK REVIVAL | <input type="checkbox"/> SHINGLE STYLE | <input type="checkbox"/> CRAFTSMAN | <input type="checkbox"/> RANCH |
| <input type="checkbox"/> GOTHIC REVIVAL | <input type="checkbox"/> ROMANESQUE | <input type="checkbox"/> ART DECO / MODERNE | <input type="checkbox"/> SPLIT LEVEL |
| <input type="checkbox"/> ITALIANATE | <input type="checkbox"/> NEO-CLASSICAL REV | <input type="checkbox"/> INTERNATIONAL | <input checked="" type="checkbox"/> VERNACULAR |
| <input type="checkbox"/> SECOND EMPIRE | <input type="checkbox"/> RENAISSANCE REV | <input type="checkbox"/> OTHER _____ | |

13. SECONDARY STYLISTIC CATEGORY:
- | | | | |
|---|--|--|--|
| <input type="checkbox"/> GEORGIAN | <input type="checkbox"/> STICK STYLE | <input type="checkbox"/> 19 TH /20 TH C. REVIVAL | <input type="checkbox"/> MODERN/CONTEMPORARY |
| <input type="checkbox"/> FEDERAL | <input type="checkbox"/> QUEEN ANNE | <input type="checkbox"/> COMMERCIAL STYLE | <input type="checkbox"/> MINIMAL TRADITIONAL |
| <input type="checkbox"/> GREEK REVIVAL | <input type="checkbox"/> SHINGLE STYLE | <input type="checkbox"/> CRAFTSMAN | <input type="checkbox"/> RANCH |
| <input type="checkbox"/> GOTHIC REVIVAL | <input type="checkbox"/> ROMANESQUE | <input type="checkbox"/> ART DECO / MODERNE | <input type="checkbox"/> SPLIT LEVEL |
| <input type="checkbox"/> ITALIANATE | <input type="checkbox"/> NEO-CLASSICAL REV | <input type="checkbox"/> INTERNATIONAL | <input type="checkbox"/> VERNACULAR |
| <input type="checkbox"/> SECOND EMPIRE | <input type="checkbox"/> RENAISSANCE REV | <input type="checkbox"/> OTHER _____ | |

14. HEIGHT: 1 STORY 1 1/2 STORY 2 STORY 2 1/2 STORY 3 STORY 4 STORY 5 STORY OVER 5 (_____)

15. PRIMARY FACADE WIDTH (MAIN BLOCK; USE GROUND FLOOR): 1 BAY 2 BAY 3 BAY 4 BAY 5 BAY MORE THAN 5 (_____)

16. APPENDAGES: SIDE ELL REAR ELL FRONT ADDED STORIES SHED
- DORMERS PORCH TOWER CUPOLA BAY WINDOW

PHOTOGRAPH:



17. PORCH:

ATTACHED ENGAGED ONE STORY MORE THAN ONE STORY
 FULL WIDTH WRAPAROUND SLEEPING PORCH SECONDARY PORCH

18. PLAN OR FORM

HALL AND PARLOR 1/2 CAPE CAPE CENTRAL HALL 2-STORY DOUBLE PILE
 SIDE HALL BACK HALL IRREGULAR FOURSQUARE BUNGALOW
 MOBILE HOME MODULAR OTHER _____

19. PRIMARY STRUCTURAL SYSTEM:

TIMBER FRAME BRACED FRAME BRICK STONE BALLOON FRAME
 CONCRETE STEEL LOG PLANK WALL PLATFORM FRAME
 FRAME CONSTRUCTION - TYPE UNKNOWN OTHER _____

20. CHIMNEY PLACEMENT:

INTERIOR INTERIOR FRONT/REAR CENTER INTERIOR END EXTERIOR
 OTHER _____

21. ROOF CONFIGURATION:

GABLE SIDE GABLE FRONT HIP MANSARD FLAT
 GAMBREL PARAPET GABLE SHED CROSS GABLE
 COMPOUND OTHER _____

22. ROOF MATERIAL: WOOD METAL TILE SLATE ASPHALT ASBESTOS

23. EXTERIOR WALL MATERIALS:

CLAPBOARD BRICK FLUSH SHEATHING WOOD SHINGLE STONE
 LOG PRESSED METAL CONCRETE STUCCO ASPHALT
 GRANITE ASBESTOS TERRA COTTA BOARD AND BATTEN ALUMINUM/VINYL
 OTHER _____

24. FOUNDATION MATERIAL:

FIELDSTONE BRICK WOOD CONCRETE GRANITE ORNAMENTAL CONC. BLOCK
 OTHER not visible _____

25. OUTBUILDINGS/FEATURES:

CARRIAGE HOUSE FENCE OR WALL CEMETERY BARN (CONNECTED)
 BARN (DETACHED) FORMAL GARDEN LANDSCAPE/PLANT MAT ARCHAEOLOGICAL SITE
 GARAGE OTHER _____

HISTORICAL DATA

26. DOCUMENTED DATE OF CONSTRUCTION: _____ 27. ESTIMATED DATE OF CONSTRUCTION: 1900

28. DATE MAJOR ADDITIONS/ALTERATIONS: _____

29. ARCHITECT: _____ 30. CONTRACTOR: _____

31. ORIGINAL OWNER: _____

32. SUBSEQUENT SIGNIFICANT OWNER: _____ DATES: _____

33. CULTURAL/ETHNIC AFFILIATION:

ENGLISH FRENCH ACADIAN NATIVE AMERICAN SCOTTISH FRENCH CANADIAN
 EAST EUROPEAN IRISH OTHER _____

34. HISTORIC CONTEXT(S):

COMMERCE INDUSTRY TRANSPORTATION AGRICULTURE MILITARY
 RELIGION CIVIC AFFAIRS RECREATION HABITATION EDUCATION
 ART, LIT, SCIENCE SOCIAL

35. COMMENTS/SOURCES: _____

36. HISTORICAL DRAWINGS EXIST: YES NO 37. KIT HOUSE YES NO 38. PATTERN BOOK HOUSE YES NO

ENVIRONMENTAL DATA

39. SITE INTEGRITY: ORIGINAL MOVED DATE MOVED _____

40. SETTING: RURAL/UNDISTURBED RURAL/BUILT UP SMALL TOWN URBAN SUBURBAN

41. QUADRANGLE MAP USED: Bingham

42. UTM NORTHING: 5629633.82365838 43. UTM EASTING: -7779203.022159

44. FACADE DIRECTION (CIRCLE ONE): N S **(E)** W NE NW SE SW

=====
MHPC USE ONLY

DATE ENTERED IN INVENTORY: _____ PHOTO FILE #: _____

NR STATUS: L HD E NE ND REVIEWER _____

DATA SOURCE: HPF CLG R&C STAFF STATE SURVEY OTHER _____ LEVEL OF SURVEY: R I

MHPC USE ONLY

INVENTORY NO.

MAINE HISTORIC PRESERVATION COMMISSION Historic Building/Structure Survey Form

1. PROPERTY NAME (HISTORIC): _____
2. PROPERTY NAME (OTHER): _____
3. STREET ADDRESS: 21 Nichols Hill Road
4. TOWN: Bingham 5. COUNTY: Somerset
6. DATE RECORDED: 4/7/2021 7. SURVEYOR: Andrade, Melissa
8. OWNER NAME: _____ 9. ADDRESS: _____

10. PRIMARY USE (PRESENT):
- | | | | |
|---|---------------------------------------|--|--------------------------------------|
| <input checked="" type="checkbox"/> SINGLE FAMILY | <input type="checkbox"/> AGRICULTURE | <input type="checkbox"/> COMMERCIAL/TRADE | <input type="checkbox"/> FUNERARY |
| <input type="checkbox"/> MULTI-FAMILY | <input type="checkbox"/> GOVERNMENTAL | <input type="checkbox"/> EDUCATION | <input type="checkbox"/> HEALTH CARE |
| <input type="checkbox"/> INDUSTRY | <input type="checkbox"/> RELIGIOUS | <input type="checkbox"/> HOTEL | <input type="checkbox"/> LANDSCAPE |
| <input type="checkbox"/> TRANSPORTATION | <input type="checkbox"/> DEFENSE | <input type="checkbox"/> SUMMER COTTAGE/CAMP | <input type="checkbox"/> SOCIAL |
| <input type="checkbox"/> RECREATION/CULTURE | <input type="checkbox"/> UNKNOWN | | |
| <input type="checkbox"/> OTHER _____ | | | |

11. CONDITION: GOOD FAIR POOR DESTROYED, DATE _____

ARCHITECTURAL DATA

12. PRIMARY STYLISTIC CATEGORY:
- | | | | |
|---|--|--|--|
| <input type="checkbox"/> GEORGIAN | <input type="checkbox"/> STICK STYLE | <input type="checkbox"/> 19 TH /20 TH C. REVIVAL | <input type="checkbox"/> MODERN/CONTEMPORARY |
| <input type="checkbox"/> FEDERAL | <input type="checkbox"/> QUEEN ANNE | <input type="checkbox"/> COMMERCIAL STYLE | <input type="checkbox"/> MINIMAL TRADITIONAL |
| <input type="checkbox"/> GREEK REVIVAL | <input type="checkbox"/> SHINGLE STYLE | <input type="checkbox"/> CRAFTSMAN | <input type="checkbox"/> RANCH |
| <input type="checkbox"/> GOTHIC REVIVAL | <input type="checkbox"/> ROMANESQUE | <input type="checkbox"/> ART DECO / MODERNE | <input type="checkbox"/> SPLIT LEVEL |
| <input type="checkbox"/> ITALIANATE | <input type="checkbox"/> NEO-CLASSICAL REV | <input type="checkbox"/> INTERNATIONAL | <input checked="" type="checkbox"/> VERNACULAR |
| <input type="checkbox"/> SECOND EMPIRE | <input type="checkbox"/> RENAISSANCE REV | <input type="checkbox"/> OTHER _____ | |

13. SECONDARY STYLISTIC CATEGORY:
- | | | | |
|---|--|--|--|
| <input type="checkbox"/> GEORGIAN | <input type="checkbox"/> STICK STYLE | <input type="checkbox"/> 19 TH /20 TH C. REVIVAL | <input type="checkbox"/> MODERN/CONTEMPORARY |
| <input type="checkbox"/> FEDERAL | <input type="checkbox"/> QUEEN ANNE | <input type="checkbox"/> COMMERCIAL STYLE | <input type="checkbox"/> MINIMAL TRADITIONAL |
| <input type="checkbox"/> GREEK REVIVAL | <input type="checkbox"/> SHINGLE STYLE | <input type="checkbox"/> CRAFTSMAN | <input type="checkbox"/> RANCH |
| <input type="checkbox"/> GOTHIC REVIVAL | <input type="checkbox"/> ROMANESQUE | <input type="checkbox"/> ART DECO / MODERNE | <input type="checkbox"/> SPLIT LEVEL |
| <input type="checkbox"/> ITALIANATE | <input type="checkbox"/> NEO-CLASSICAL REV | <input type="checkbox"/> INTERNATIONAL | <input type="checkbox"/> VERNACULAR |
| <input type="checkbox"/> SECOND EMPIRE | <input type="checkbox"/> RENAISSANCE REV | <input type="checkbox"/> OTHER _____ | |

14. HEIGHT:
- 1 STORY 1 1/2 STORY 2 STORY 2 1/2 STORY 3 STORY 4 STORY
- 5 STORY OVER 5 (_____)

15. PRIMARY FACADE WIDTH (MAIN BLOCK; USE GROUND FLOOR):
- 1 BAY 2 BAY 3 BAY 4 BAY 5 BAY MORE THAN 5 (6 _____)

16. APPENDAGES: SIDE ELL REAR ELL FRONT ADDED STORIES SHED
- DORMERS PORCH TOWER CUPOLA BAY WINDOW

PHOTOGRAPH:



17. PORCH:

ATTACHED ENGAGED ONE STORY MORE THAN ONE STORY
 FULL WIDTH WRAPAROUND SLEEPING PORCH SECONDARY PORCH

18. PLAN OR FORM

HALL AND PARLOR 1/2 CAPE CAPE CENTRAL HALL 2-STORY DOUBLE PILE
 SIDE HALL BACK HALL IRREGULAR FOURSQUARE BUNGALOW
 MOBILE HOME MODULAR OTHER

19. PRIMARY STRUCTURAL SYSTEM:

TIMBER FRAME BRACED FRAME BRICK STONE BALLOON FRAME
 CONCRETE STEEL LOG PLANK WALL PLATFORM FRAME
 FRAME CONSTRUCTION - TYPE UNKNOWN OTHER

20. CHIMNEY PLACEMENT:

INTERIOR INTERIOR FRONT/REAR CENTER INTERIOR END EXTERIOR
 OTHER

21. ROOF CONFIGURATION:

GABLE SIDE GABLE FRONT HIP MANSARD FLAT
 GAMBREL PARAPET GABLE SHED CROSS GABLE
 COMPOUND OTHER

22. ROOF MATERIAL: WOOD METAL TILE SLATE ASPHALT ASBESTOS

23. EXTERIOR WALL MATERIALS:

CLAPBOARD BRICK FLUSH SHEATHING WOOD SHINGLE STONE
 LOG PRESSED METAL CONCRETE STUCCO ASPHALT
 GRANITE ASBESTOS TERRA COTTA BOARD AND BATTEN ALUMINUM/VINYL
 OTHER

24. FOUNDATION MATERIAL:

FIELDSTONE BRICK WOOD CONCRETE GRANITE ORNAMENTAL CONC. BLOCK
 OTHER not visible

25. OUTBUILDINGS/FEATURES:

CARRIAGE HOUSE FENCE OR WALL CEMETERY BARN (CONNECTED)
 BARN (DETACHED) FORMAL GARDEN LANDSCAPE/PLANT MAT ARCHAEOLOGICAL SITE
 GARAGE OTHER

HISTORICAL DATA

26. DOCUMENTED DATE OF CONSTRUCTION: _____ 27. ESTIMATED DATE OF CONSTRUCTION: 1920

28. DATE MAJOR ADDITIONS/ALTERATIONS: _____

29. ARCHITECT: _____ 30. CONTRACTOR: _____

31. ORIGINAL OWNER: _____

32. SUBSEQUENT SIGNIFICANT OWNER: _____ DATES: _____

33. CULTURAL/ETHNIC AFFILIATION:

ENGLISH FRENCH ACADIAN NATIVE AMERICAN SCOTTISH FRENCH CANADIAN
 EAST EUROPEAN IRISH OTHER

34. HISTORIC CONTEXT(S):

COMMERCE INDUSTRY TRANSPORTATION AGRICULTURE MILITARY
 RELIGION CIVIC AFFAIRS RECREATION HABITATION EDUCATION
 ART, LIT, SCIENCE SOCIAL

35. COMMENTS/SOURCES: _____

36. HISTORICAL DRAWINGS EXIST: YES NO 37. KIT HOUSE YES NO 38. PATTERN BOOK HOUSE YES NO


ENVIRONMENTAL DATA

39. SITE INTEGRITY: ORIGINAL MOVED DATE MOVED _____

40. SETTING: RURAL/UNDISTURBED RURAL/BUILT UP SMALL TOWN URBAN SUBURBAN

41. QUADRANGLE MAP USED: Bingham

42. UTM NORTHING: 5631948.82582403 43. UTM EASTING: -7779670.02098167

44. FACADE DIRECTION (CIRCLE ONE): N S E W NE NW SE 

=====
MHPC USE ONLY

DATE ENTERED IN INVENTORY: _____ PHOTO FILE #: _____

NR STATUS: L HD E NE ND REVIEWER _____

DATA SOURCE: HPF CLG R&C STAFF STATE SURVEY OTHER _____ LEVEL OF SURVEY: R I

17. PORCH:

ATTACHED ENGAGED ONE STORY MORE THAN ONE STORY
 FULL WIDTH WRAPAROUND SLEEPING PORCH SECONDARY PORCH

18. PLAN OR FORM

HALL AND PARLOR 1/2 CAPE CAPE CENTRAL HALL 2-STORY DOUBLE PILE
 SIDE HALL BACK HALL IRREGULAR FOURSQUARE BUNGALOW
 MOBILE HOME MODULAR OTHER rectangular

19. PRIMARY STRUCTURAL SYSTEM:

TIMBER FRAME BRACED FRAME BRICK STONE BALLOON FRAME
 CONCRETE STEEL LOG PLANK WALL PLATFORM FRAME
 FRAME CONSTRUCTION - TYPE UNKNOWN OTHER _____

20. CHIMNEY PLACEMENT:

INTERIOR INTERIOR FRONT/REAR CENTER INTERIOR END EXTERIOR
 OTHER _____

21. ROOF CONFIGURATION:

GABLE SIDE GABLE FRONT HIP MANSARD FLAT
 GAMBREL PARAPET GABLE SHED CROSS GABLE
 COMPOUND OTHER _____

22. ROOF MATERIAL: WOOD METAL TILE SLATE ASPHALT ASBESTOS

23. EXTERIOR WALL MATERIALS:

CLAPBOARD BRICK FLUSH SHEATHING WOOD SHINGLE STONE
 LOG PRESSED METAL CONCRETE STUCCO ASPHALT
 GRANITE ASBESTOS TERRA COTTA BOARD AND BATTEN ALUMINUM/VINYL
 OTHER Shiplap

24. FOUNDATION MATERIAL:

FIELDSTONE BRICK WOOD CONCRETE GRANITE ORNAMENTAL CONC. BLOCK
 OTHER not visible

25. OUTBUILDINGS/FEATURES:

CARRIAGE HOUSE FENCE OR WALL CEMETERY BARN (CONNECTED)
 BARN (DETACHED) FORMAL GARDEN LANDSCAPE/PLANT MAT ARCHAEOLOGICAL SITE
 GARAGE OTHER _____

HISTORICAL DATA

26. DOCUMENTED DATE OF CONSTRUCTION: _____ 27. ESTIMATED DATE OF CONSTRUCTION: 1920

28. DATE MAJOR ADDITIONS/ALTERATIONS: _____

29. ARCHITECT: _____ 30. CONTRACTOR: _____

31. ORIGINAL OWNER: _____

32. SUBSEQUENT SIGNIFICANT OWNER: _____ DATES: _____

33. CULTURAL/ETHNIC AFFILIATION:

ENGLISH FRENCH ACADIAN NATIVE AMERICAN SCOTTISH FRENCH CANADIAN
 EAST EUROPEAN IRISH OTHER _____

34. HISTORIC CONTEXT(S):

COMMERCE INDUSTRY TRANSPORTATION AGRICULTURE MILITARY
 RELIGION CIVIC AFFAIRS RECREATION HABITATION EDUCATION
 ART, LIT, SCIENCE SOCIAL

35. COMMENTS/SOURCES: _____

36. HISTORICAL DRAWINGS EXIST: YES NO 37. KIT HOUSE YES NO 38. PATTERN BOOK HOUSE YES NO

ENVIRONMENTAL DATA

39. SITE INTEGRITY: ORIGINAL MOVED DATE MOVED _____

40. SETTING: RURAL/UNDISTURBED RURAL/BUILT UP SMALL TOWN URBAN SUBURBAN

41. QUADRANGLE MAP USED: Bingham

42. UTM NORTHING: 5631954.57710884 43. UTM EASTING: -7779662.30368532

44. FACADE DIRECTION (CIRCLE ONE): N S E W NE NW SE 

=====

MHPC USE ONLY

DATE ENTERED IN INVENTORY: _____ PHOTO FILE #: _____

NR STATUS: L HD E NE ND REVIEWER _____

DATA SOURCE: HPF CLG R&C STAFF STATE SURVEY OTHER _____ LEVEL OF SURVEY: R I

MHPC USE ONLY

INVENTORY NO.

MAINE HISTORIC PRESERVATION COMMISSION Historic Building/Structure Survey Form

1. PROPERTY NAME (HISTORIC): _____

2. PROPERTY NAME (OTHER): _____

3. STREET ADDRESS: 10 Moore Street

4. TOWN: Moscow 5. COUNTY: Somerset

6. DATE RECORDED: 4/7/2021 7. SURVEYOR: Andrade, Melissa

8. OWNER NAME: _____ 9. ADDRESS: _____

10. PRIMARY USE (PRESENT):
- | | | | |
|---|---------------------------------------|--|--------------------------------------|
| <input checked="" type="checkbox"/> SINGLE FAMILY | <input type="checkbox"/> AGRICULTURE | <input type="checkbox"/> COMMERCIAL/TRADE | <input type="checkbox"/> FUNERARY |
| <input type="checkbox"/> MULTI-FAMILY | <input type="checkbox"/> GOVERNMENTAL | <input type="checkbox"/> EDUCATION | <input type="checkbox"/> HEALTH CARE |
| <input type="checkbox"/> INDUSTRY | <input type="checkbox"/> RELIGIOUS | <input type="checkbox"/> HOTEL | <input type="checkbox"/> LANDSCAPE |
| <input type="checkbox"/> TRANSPORTATION | <input type="checkbox"/> DEFENSE | <input type="checkbox"/> SUMMER COTTAGE/CAMP | <input type="checkbox"/> SOCIAL |
| <input type="checkbox"/> RECREATION/CULTURE | <input type="checkbox"/> UNKNOWN | | |
| <input type="checkbox"/> OTHER _____ | | | |

11. CONDITION: GOOD FAIR POOR DESTROYED, DATE _____

ARCHITECTURAL DATA

12. PRIMARY STYLISTIC CATEGORY:
- | | | | |
|---|--|--|--|
| <input type="checkbox"/> GEORGIAN | <input type="checkbox"/> STICK STYLE | <input type="checkbox"/> 19 TH /20 TH C. REVIVAL | <input type="checkbox"/> MODERN/CONTEMPORARY |
| <input type="checkbox"/> FEDERAL | <input type="checkbox"/> QUEEN ANNE | <input type="checkbox"/> COMMERCIAL STYLE | <input type="checkbox"/> MINIMAL TRADITIONAL |
| <input type="checkbox"/> GREEK REVIVAL | <input type="checkbox"/> SHINGLE STYLE | <input type="checkbox"/> CRAFTSMAN | <input type="checkbox"/> RANCH |
| <input type="checkbox"/> GOTHIC REVIVAL | <input type="checkbox"/> ROMANESQUE | <input type="checkbox"/> ART DECO / MODERNE | <input type="checkbox"/> SPLIT LEVEL |
| <input type="checkbox"/> ITALIANATE | <input type="checkbox"/> NEO-CLASSICAL REV | <input type="checkbox"/> INTERNATIONAL | <input checked="" type="checkbox"/> VERNACULAR |
| <input type="checkbox"/> SECOND EMPIRE | <input type="checkbox"/> RENAISSANCE REV | <input type="checkbox"/> OTHER _____ | |

13. SECONDARY STYLISTIC CATEGORY:
- | | | | |
|---|--|--|--|
| <input type="checkbox"/> GEORGIAN | <input type="checkbox"/> STICK STYLE | <input type="checkbox"/> 19 TH /20 TH C. REVIVAL | <input type="checkbox"/> MODERN/CONTEMPORARY |
| <input type="checkbox"/> FEDERAL | <input type="checkbox"/> QUEEN ANNE | <input type="checkbox"/> COMMERCIAL STYLE | <input type="checkbox"/> MINIMAL TRADITIONAL |
| <input type="checkbox"/> GREEK REVIVAL | <input type="checkbox"/> SHINGLE STYLE | <input type="checkbox"/> CRAFTSMAN | <input type="checkbox"/> RANCH |
| <input type="checkbox"/> GOTHIC REVIVAL | <input type="checkbox"/> ROMANESQUE | <input type="checkbox"/> ART DECO / MODERNE | <input type="checkbox"/> SPLIT LEVEL |
| <input type="checkbox"/> ITALIANATE | <input type="checkbox"/> NEO-CLASSICAL REV | <input type="checkbox"/> INTERNATIONAL | <input type="checkbox"/> VERNACULAR |
| <input type="checkbox"/> SECOND EMPIRE | <input type="checkbox"/> RENAISSANCE REV | <input type="checkbox"/> OTHER _____ | |

14. HEIGHT: 1 STORY 1 1/2 STORY 2 STORY 2 1/2 STORY 3 STORY 4 STORY 5 STORY OVER 5 (_____)

15. PRIMARY FACADE WIDTH (MAIN BLOCK; USE GROUND FLOOR): 1 BAY 2 BAY 3 BAY 4 BAY 5 BAY MORE THAN 5 (_____)

16. APPENDAGES: SIDE ELL REAR ELL FRONT ADDED STORIES SHED
 DORMERS PORCH TOWER CUPOLA BAY WINDOW

PHOTOGRAPH:



17. PORCH:

ATTACHED ENGAGED ONE STORY MORE THAN ONE STORY
 FULL WIDTH WRAPAROUND SLEEPING PORCH SECONDARY PORCH

18. PLAN OR FORM

HALL AND PARLOR 1/2 CAPE CAPE CENTRAL HALL 2-STORY DOUBLE PILE
 SIDE HALL BACK HALL IRREGULAR FOURSQUARE BUNGALOW
 MOBILE HOME MODULAR OTHER _____

19. PRIMARY STRUCTURAL SYSTEM:

TIMBER FRAME BRACED FRAME BRICK STONE BALLOON FRAME
 CONCRETE STEEL LOG PLANK WALL PLATFORM FRAME
 FRAME CONSTRUCTION - TYPE UNKNOWN OTHER _____

20. CHIMNEY PLACEMENT:

INTERIOR INTERIOR FRONT/REAR CENTER INTERIOR END EXTERIOR
 OTHER _____

21. ROOF CONFIGURATION:

GABLE SIDE GABLE FRONT HIP MANSARD FLAT
 GAMBREL PARAPET GABLE SHED CROSS GABLE
 COMPOUND OTHER _____

22. ROOF MATERIAL: WOOD METAL TILE SLATE ASPHALT ASBESTOS

23. EXTERIOR WALL MATERIALS:

CLAPBOARD BRICK FLUSH SHEATHING WOOD SHINGLE STONE
 LOG PRESSED METAL CONCRETE STUCCO ASPHALT
 GRANITE ASBESTOS TERRA COTTA BOARD AND BATTEN ALUMINUM/VINYL
 OTHER _____

24. FOUNDATION MATERIAL:

FIELDSTONE BRICK WOOD CONCRETE GRANITE ORNAMENTAL CONC. BLOCK
 OTHER _____

25. OUTBUILDINGS/FEATURES:

CARRIAGE HOUSE FENCE OR WALL CEMETERY BARN (CONNECTED)
 BARN (DETACHED) FORMAL GARDEN LANDSCAPE/PLANT MAT ARCHAEOLOGICAL SITE
 GARAGE OTHER _____

HISTORICAL DATA

26. DOCUMENTED DATE OF CONSTRUCTION: _____ 27. ESTIMATED DATE OF CONSTRUCTION: 1940

28. DATE MAJOR ADDITIONS/ALTERATIONS: _____

29. ARCHITECT: _____ 30. CONTRACTOR: _____

31. ORIGINAL OWNER: _____

32. SUBSEQUENT SIGNIFICANT OWNER: _____ DATES: _____

33. CULTURAL/ETHNIC AFFILIATION:

ENGLISH FRENCH ACADIAN NATIVE AMERICAN SCOTTISH FRENCH CANADIAN
 EAST EUROPEAN IRISH OTHER _____

34. HISTORIC CONTEXT(S):

COMMERCE INDUSTRY TRANSPORTATION AGRICULTURE MILITARY
 RELIGION CIVIC AFFAIRS RECREATION HABITATION EDUCATION
 ART, LIT, SCIENCE SOCIAL

35. COMMENTS/SOURCES: _____

36. HISTORICAL DRAWINGS EXIST: YES NO 37. KIT HOUSE YES NO 38. PATTERN BOOK HOUSE YES NO

ENVIRONMENTAL DATA

39. SITE INTEGRITY: ORIGINAL MOVED DATE MOVED _____

40. SETTING: RURAL/UNDISTURBED RURAL/BUILT UP SMALL TOWN URBAN SUBURBAN

41. QUADRANGLE MAP USED: Bingham

42. UTM NORTHING: 5632601.27462579 43. UTM EASTING: -7780447.92662058

44. FACADE DIRECTION (CIRCLE ONE): N S E W **(NE)** NW SE SW

=====

MHPC USE ONLY

DATE ENTERED IN INVENTORY: _____ PHOTO FILE #: _____

NR STATUS: L HD E NE ND REVIEWER _____

DATA SOURCE: HPF CLG R&C STAFF STATE SURVEY OTHER _____ LEVEL OF SURVEY: R I

MHPC USE ONLY

INVENTORY NO.

MAINE HISTORIC PRESERVATION COMMISSION Historic Building/Structure Survey Form

1. PROPERTY NAME (HISTORIC): _____
2. PROPERTY NAME (OTHER): _____
3. STREET ADDRESS: 14 Moore Street
4. TOWN: Moscow 5. COUNTY: Somerset
6. DATE RECORDED: 4/7/2021 7. SURVEYOR: Andrade, Melissa
8. OWNER NAME: _____ 9. ADDRESS: _____

10. PRIMARY USE (PRESENT):
- | | | | |
|---|---------------------------------------|--|--------------------------------------|
| <input checked="" type="checkbox"/> SINGLE FAMILY | <input type="checkbox"/> AGRICULTURE | <input type="checkbox"/> COMMERCIAL/TRADE | <input type="checkbox"/> FUNERARY |
| <input type="checkbox"/> MULTI-FAMILY | <input type="checkbox"/> GOVERNMENTAL | <input type="checkbox"/> EDUCATION | <input type="checkbox"/> HEALTH CARE |
| <input type="checkbox"/> INDUSTRY | <input type="checkbox"/> RELIGIOUS | <input type="checkbox"/> HOTEL | <input type="checkbox"/> LANDSCAPE |
| <input type="checkbox"/> TRANSPORTATION | <input type="checkbox"/> DEFENSE | <input type="checkbox"/> SUMMER COTTAGE/CAMP | <input type="checkbox"/> SOCIAL |
| <input type="checkbox"/> RECREATION/CULTURE | <input type="checkbox"/> UNKNOWN | | |
| <input type="checkbox"/> OTHER _____ | | | |

11. CONDITION: GOOD FAIR POOR DESTROYED, DATE _____

ARCHITECTURAL DATA

12. PRIMARY STYLISTIC CATEGORY:
- | | | | |
|---|--|--|--|
| <input type="checkbox"/> GEORGIAN | <input type="checkbox"/> STICK STYLE | <input type="checkbox"/> 19 TH /20 TH C. REVIVAL | <input type="checkbox"/> MODERN/CONTEMPORARY |
| <input type="checkbox"/> FEDERAL | <input type="checkbox"/> QUEEN ANNE | <input type="checkbox"/> COMMERCIAL STYLE | <input type="checkbox"/> MINIMAL TRADITIONAL |
| <input type="checkbox"/> GREEK REVIVAL | <input type="checkbox"/> SHINGLE STYLE | <input type="checkbox"/> CRAFTSMAN | <input type="checkbox"/> RANCH |
| <input type="checkbox"/> GOTHIC REVIVAL | <input type="checkbox"/> ROMANESQUE | <input type="checkbox"/> ART DECO / MODERNE | <input type="checkbox"/> SPLIT LEVEL |
| <input type="checkbox"/> ITALIANATE | <input type="checkbox"/> NEO-CLASSICAL REV | <input type="checkbox"/> INTERNATIONAL | <input checked="" type="checkbox"/> VERNACULAR |
| <input type="checkbox"/> SECOND EMPIRE | <input type="checkbox"/> RENAISSANCE REV | <input type="checkbox"/> OTHER _____ | |

13. SECONDARY STYLISTIC CATEGORY:
- | | | | |
|---|--|--|--|
| <input type="checkbox"/> GEORGIAN | <input type="checkbox"/> STICK STYLE | <input type="checkbox"/> 19 TH /20 TH C. REVIVAL | <input type="checkbox"/> MODERN/CONTEMPORARY |
| <input type="checkbox"/> FEDERAL | <input type="checkbox"/> QUEEN ANNE | <input type="checkbox"/> COMMERCIAL STYLE | <input type="checkbox"/> MINIMAL TRADITIONAL |
| <input type="checkbox"/> GREEK REVIVAL | <input type="checkbox"/> SHINGLE STYLE | <input type="checkbox"/> CRAFTSMAN | <input type="checkbox"/> RANCH |
| <input type="checkbox"/> GOTHIC REVIVAL | <input type="checkbox"/> ROMANESQUE | <input type="checkbox"/> ART DECO / MODERNE | <input type="checkbox"/> SPLIT LEVEL |
| <input type="checkbox"/> ITALIANATE | <input type="checkbox"/> NEO-CLASSICAL REV | <input type="checkbox"/> INTERNATIONAL | <input type="checkbox"/> VERNACULAR |
| <input type="checkbox"/> SECOND EMPIRE | <input type="checkbox"/> RENAISSANCE REV | <input type="checkbox"/> OTHER _____ | |

14. HEIGHT:
- 1 STORY 1 1/2 STORY 2 STORY 2 1/2 STORY 3 STORY 4 STORY
- 5 STORY OVER 5 (_____)

15. PRIMARY FACADE WIDTH (MAIN BLOCK; USE GROUND FLOOR):
- 1 BAY 2 BAY 3 BAY 4 BAY 5 BAY MORE THAN 5 (9 _____)

16. APPENDAGES: SIDE ELL REAR ELL FRONT ADDED STORIES SHED
- DORMERS PORCH TOWER CUPOLA BAY WINDOW

PHOTOGRAPH:



17. PORCH:

ATTACHED ENGAGED ONE STORY MORE THAN ONE STORY
 FULL WIDTH WRAPAROUND SLEEPING PORCH SECONDARY PORCH

18. PLAN OR FORM

HALL AND PARLOR 1/2 CAPE CAPE CENTRAL HALL 2-STORY DOUBLE PILE
 SIDE HALL BACK HALL IRREGULAR FOURSQUARE BUNGALOW
 MOBILE HOME MODULAR OTHER _____

19. PRIMARY STRUCTURAL SYSTEM:

TIMBER FRAME BRACED FRAME BRICK STONE BALLOON FRAME
 CONCRETE STEEL LOG PLANK WALL PLATFORM FRAME
 FRAME CONSTRUCTION - TYPE UNKNOWN OTHER _____

20. CHIMNEY PLACEMENT:

INTERIOR INTERIOR FRONT/REAR CENTER INTERIOR END EXTERIOR
 OTHER _____

21. ROOF CONFIGURATION:

GABLE SIDE GABLE FRONT HIP MANSARD FLAT
 GAMBREL PARAPET GABLE SHED CROSS GABLE
 COMPOUND OTHER _____

22. ROOF MATERIAL: WOOD METAL TILE SLATE ASPHALT ASBESTOS

23. EXTERIOR WALL MATERIALS:

CLAPBOARD BRICK FLUSH SHEATHING WOOD SHINGLE STONE
 LOG PRESSED METAL CONCRETE STUCCO ASPHALT
 GRANITE ASBESTOS TERRA COTTA BOARD AND BATTEN ALUMINUM/VINYL
 OTHER _____

24. FOUNDATION MATERIAL:

FIELDSTONE BRICK WOOD CONCRETE GRANITE ORNAMENTAL CONC. BLOCK
 OTHER _____

25. OUTBUILDINGS/FEATURES:

CARRIAGE HOUSE FENCE OR WALL CEMETERY BARN (CONNECTED)
 BARN (DETACHED) FORMAL GARDEN LANDSCAPE/PLANT MAT ARCHAEOLOGICAL SITE
 GARAGE OTHER Garage (attached)

HISTORICAL DATA

26. DOCUMENTED DATE OF CONSTRUCTION: _____ 27. ESTIMATED DATE OF CONSTRUCTION: 1920

28. DATE MAJOR ADDITIONS/ALTERATIONS: _____

29. ARCHITECT: _____ 30. CONTRACTOR: _____

31. ORIGINAL OWNER: _____

32. SUBSEQUENT SIGNIFICANT OWNER: _____ DATES: _____

33. CULTURAL/ETHNIC AFFILIATION:

ENGLISH FRENCH ACADIAN NATIVE AMERICAN SCOTTISH FRENCH CANADIAN
 EAST EUROPEAN IRISH OTHER _____

34. HISTORIC CONTEXT(S):

COMMERCE INDUSTRY TRANSPORTATION AGRICULTURE MILITARY
 RELIGION CIVIC AFFAIRS RECREATION HABITATION EDUCATION
 ART, LIT, SCIENCE SOCIAL

35. COMMENTS/SOURCES: _____

36. HISTORICAL DRAWINGS EXIST: YES NO 37. KIT HOUSE YES NO 38. PATTERN BOOK HOUSE YES NO

ENVIRONMENTAL DATA

39. SITE INTEGRITY: ORIGINAL MOVED DATE MOVED _____

40. SETTING: RURAL/UNDISTURBED RURAL/BUILT UP SMALL TOWN URBAN SUBURBAN

41. QUADRANGLE MAP USED: Bingham

42. UTM NORTHING: 5632658.83140026 43. UTM EASTING: -7780506.70833717

44. FACADE DIRECTION (CIRCLE ONE): N S E W **(NE)** NW SE SW

=====

MHPC USE ONLY

DATE ENTERED IN INVENTORY: _____ PHOTO FILE #: _____

NR STATUS: L HD E NE ND REVIEWER _____

DATA SOURCE: HPF CLG R&C STAFF STATE SURVEY OTHER _____ LEVEL OF SURVEY: R I

17. PORCH:

___ ATTACHED ___ ENGAGED ___ ONE STORY ___ MORE THAN ONE STORY
___ FULL WIDTH ___ WRAPAROUND ___ SLEEPING PORCH ___ SECONDARY PORCH

18. PLAN OR FORM

___ HALL AND PARLOR ___ 1/2 CAPE ___ CAPE ___ CENTRAL HALL ___ 2-STORY DOUBLE PILE
___ SIDE HALL ___ BACK HALL ___ IRREGULAR ___ FOURSQUARE ___ BUNGALOW
___ MOBILE HOME ___ MODULAR [X] OTHER rectangular

19. PRIMARY STRUCTURAL SYSTEM:

___ TIMBER FRAME ___ BRACED FRAME ___ BRICK ___ STONE [X] BALLOON FRAME
___ CONCRETE ___ STEEL ___ LOG ___ PLANK WALL ___ PLATFORM FRAME
___ FRAME CONSTRUCTION - TYPE UNKNOWN ___ OTHER

20. CHIMNEY PLACEMENT:

___ INTERIOR ___ INTERIOR FRONT/REAR ___ CENTER ___ INTERIOR END ___ EXTERIOR
___ OTHER

21. ROOF CONFIGURATION:

___ GABLE SIDE [X] GABLE FRONT ___ HIP ___ MANSARD ___ FLAT
___ GAMBREL ___ PARAPET GABLE ___ SHED ___ CROSS GABLE
___ COMPOUND ___ OTHER

22. ROOF MATERIAL: ___ WOOD ___ METAL ___ TILE ___ SLATE [X] ASPHALT ___ ASBESTOS

23. EXTERIOR WALL MATERIALS:

___ CLAPBOARD ___ BRICK ___ FLUSH SHEATHING ___ WOOD SHINGLE ___ STONE
___ LOG ___ PRESSED METAL ___ CONCRETE ___ STUCCO ___ ASPHALT
___ GRANITE ___ ASBESTOS ___ TERRA COTTA ___ BOARD AND BATTEN [X] ALUMINUM/VINYL
___ OTHER

24. FOUNDATION MATERIAL:

[X] FIELDSTONE ___ BRICK ___ WOOD ___ CONCRETE ___ GRANITE ___ ORNAMENTAL CONC. BLOCK
___ OTHER

25. OUTBUILDINGS/FEATURES:

___ CARRIAGE HOUSE ___ FENCE OR WALL ___ CEMETERY ___ BARN (CONNECTED)
___ BARN (DETACHED) ___ FORMAL GARDEN ___ LANDSCAPE/PLANT MAT ___ ARCHAEOLOGICAL SITE
___ GARAGE ___ OTHER

HISTORICAL DATA

26. DOCUMENTED DATE OF CONSTRUCTION: _____ 27. ESTIMATED DATE OF CONSTRUCTION: 1920

28. DATE MAJOR ADDITIONS/ALTERATIONS: _____

29. ARCHITECT: _____ 30. CONTRACTOR: _____

31. ORIGINAL OWNER: _____

32. SUBSEQUENT SIGNIFICANT OWNER: _____ DATES: _____

33. CULTURAL/ETHNIC AFFILIATION:

___ ENGLISH ___ FRENCH ACADIAN ___ NATIVE AMERICAN ___ SCOTTISH ___ FRENCH CANADIAN
___ EAST EUROPEAN ___ IRISH ___ OTHER

34. HISTORIC CONTEXT(S):

___ COMMERCE ___ INDUSTRY ___ TRANSPORTATION ___ AGRICULTURE ___ MILITARY
___ RELIGION ___ CIVIC AFFAIRS ___ RECREATION ___ HABITATION ___ EDUCATION
___ ART, LIT, SCIENCE ___ SOCIAL

35. COMMENTS/SOURCES: _____

36. HISTORICAL DRAWINGS EXIST: ___ YES [X] NO 37. KIT HOUSE ___ YES [X] NO 38. PATTERN BOOK HOUSE ___ YES [X] NO

ENVIRONMENTAL DATA

39. SITE INTEGRITY: [X] ORIGINAL ___ MOVED DATE MOVED _____

40. SETTING: ___ RURAL/UNDISTURBED [X] RURAL/BUILT UP ___ SMALL TOWN ___ URBAN ___ SUBURBAN

41. QUADRANGLE MAP USED: Bingham

42. UTM NORTHING: 5632644.76309429 43. UTM EASTING: -7780507.24886263

44. FACADE DIRECTION (CIRCLE ONE): N S E W (NE) NW SE SW

=====
MHPC USE ONLY

DATE ENTERED IN INVENTORY: _____ PHOTO FILE #: _____

NR STATUS: ___ L ___ HD ___ E ___ NE ___ ND REVIEWER _____

DATA SOURCE: ___ HPF ___ CLG ___ R&C ___ STAFF ___ STATE SURVEY OTHER _____ LEVEL OF SURVEY: ___ R ___ I

17. PORCH:

ATTACHED ENGAGED ONE STORY MORE THAN ONE STORY
 FULL WIDTH WRAPAROUND SLEEPING PORCH SECONDARY PORCH

18. PLAN OR FORM

HALL AND PARLOR 1/2 CAPE CAPE CENTRAL HALL 2-STORY DOUBLE PILE
 SIDE HALL BACK HALL IRREGULAR FOURSQUARE BUNGALOW
 MOBILE HOME MODULAR OTHER _____

19. PRIMARY STRUCTURAL SYSTEM:

TIMBER FRAME BRACED FRAME BRICK STONE BALLOON FRAME
 CONCRETE STEEL LOG PLANK WALL PLATFORM FRAME
 FRAME CONSTRUCTION - TYPE UNKNOWN OTHER _____

20. CHIMNEY PLACEMENT:

INTERIOR INTERIOR FRONT/REAR CENTER INTERIOR END EXTERIOR
 OTHER _____

21. ROOF CONFIGURATION:

GABLE SIDE GABLE FRONT HIP MANSARD FLAT
 GAMBREL PARAPET GABLE SHED CROSS GABLE
 COMPOUND OTHER _____

22. ROOF MATERIAL: WOOD METAL TILE SLATE ASPHALT ASBESTOS

23. EXTERIOR WALL MATERIALS:

CLAPBOARD BRICK FLUSH SHEATHING WOOD SHINGLE STONE
 LOG PRESSED METAL CONCRETE STUCCO ASPHALT
 GRANITE ASBESTOS TERRA COTTA BOARD AND BATTEN ALUMINUM/VINYL
 OTHER _____

24. FOUNDATION MATERIAL:

FIELDSTONE BRICK WOOD CONCRETE GRANITE ORNAMENTAL CONC. BLOCK
 OTHER *not visible* _____

25. OUTBUILDINGS/FEATURES:

CARRIAGE HOUSE FENCE OR WALL CEMETERY BARN (CONNECTED)
 BARN (DETACHED) FORMAL GARDEN LANDSCAPE/PLANT MAT ARCHAEOLOGICAL SITE
 GARAGE OTHER _____

HISTORICAL DATA

26. DOCUMENTED DATE OF CONSTRUCTION: _____ 27. ESTIMATED DATE OF CONSTRUCTION: 1920

28. DATE MAJOR ADDITIONS/ALTERATIONS: _____

29. ARCHITECT: _____ 30. CONTRACTOR: _____

31. ORIGINAL OWNER: _____

32. SUBSEQUENT SIGNIFICANT OWNER: _____ DATES: _____

33. CULTURAL/ETHNIC AFFILIATION:

ENGLISH FRENCH ACADIAN NATIVE AMERICAN SCOTTISH FRENCH CANADIAN
 EAST EUROPEAN IRISH OTHER _____

34. HISTORIC CONTEXT(S):

COMMERCE INDUSTRY TRANSPORTATION AGRICULTURE MILITARY
 RELIGION CIVIC AFFAIRS RECREATION HABITATION EDUCATION
 ART, LIT, SCIENCE SOCIAL

35. COMMENTS/SOURCES: _____

36. HISTORICAL DRAWINGS EXIST: YES NO 37. KIT HOUSE YES NO 38. PATTERN BOOK HOUSE YES NO

ENVIRONMENTAL DATA

39. SITE INTEGRITY: ORIGINAL MOVED DATE MOVED _____

40. SETTING: RURAL/UNDISTURBED RURAL/BUILT UP SMALL TOWN URBAN SUBURBAN

41. QUADRANGLE MAP USED: Bingham

42. UTM NORTHING: 5632682.20774115 43. UTM EASTING: -7780533.2414027

44. FACADE DIRECTION (CIRCLE ONE): N S E W **(NE)** NW SE SW

=====

MHPC USE ONLY

DATE ENTERED IN INVENTORY: _____ PHOTO FILE #: _____

NR STATUS: L HD E NE ND REVIEWER _____

DATA SOURCE: HPF CLG R&C STAFF STATE SURVEY OTHER _____ LEVEL OF SURVEY: R I

MHPC USE ONLY

INVENTORY NO.

MAINE HISTORIC PRESERVATION COMMISSION Historic Building/Structure Survey Form

1. PROPERTY NAME (HISTORIC): _____
2. PROPERTY NAME (OTHER): _____
3. STREET ADDRESS: 20 Moore Street
4. TOWN: Moscow 5. COUNTY: Somerset
6. DATE RECORDED: 4/7/2021 7. SURVEYOR: Andrade, Melissa
8. OWNER NAME: _____ 9. ADDRESS: _____

10. PRIMARY USE (PRESENT):
- | | | | |
|--|---------------------------------------|--|--------------------------------------|
| <input type="checkbox"/> SINGLE FAMILY | <input type="checkbox"/> AGRICULTURE | <input type="checkbox"/> COMMERCIAL/TRADE | <input type="checkbox"/> FUNERARY |
| <input type="checkbox"/> MULTI-FAMILY | <input type="checkbox"/> GOVERNMENTAL | <input type="checkbox"/> EDUCATION | <input type="checkbox"/> HEALTH CARE |
| <input type="checkbox"/> INDUSTRY | <input type="checkbox"/> RELIGIOUS | <input type="checkbox"/> HOTEL | <input type="checkbox"/> LANDSCAPE |
| <input checked="" type="checkbox"/> TRANSPORTATION | <input type="checkbox"/> DEFENSE | <input type="checkbox"/> SUMMER COTTAGE/CAMP | <input type="checkbox"/> SOCIAL |
| <input type="checkbox"/> RECREATION/CULTURE | <input type="checkbox"/> UNKNOWN | | |
| <input type="checkbox"/> OTHER _____ | | | |

11. CONDITION: GOOD FAIR POOR DESTROYED, DATE _____

ARCHITECTURAL DATA

12. PRIMARY STYLISTIC CATEGORY:
- | | | | |
|---|--|--|--|
| <input type="checkbox"/> GEORGIAN | <input type="checkbox"/> STICK STYLE | <input type="checkbox"/> 19 TH /20 TH C. REVIVAL | <input type="checkbox"/> MODERN/CONTEMPORARY |
| <input type="checkbox"/> FEDERAL | <input type="checkbox"/> QUEEN ANNE | <input type="checkbox"/> COMMERCIAL STYLE | <input type="checkbox"/> MINIMAL TRADITIONAL |
| <input type="checkbox"/> GREEK REVIVAL | <input type="checkbox"/> SHINGLE STYLE | <input type="checkbox"/> CRAFTSMAN | <input type="checkbox"/> RANCH |
| <input type="checkbox"/> GOTHIC REVIVAL | <input type="checkbox"/> ROMANESQUE | <input type="checkbox"/> ART DECO / MODERNE | <input type="checkbox"/> SPLIT LEVEL |
| <input type="checkbox"/> ITALIANATE | <input type="checkbox"/> NEO-CLASSICAL REV | <input type="checkbox"/> INTERNATIONAL | <input checked="" type="checkbox"/> VERNACULAR |
| <input type="checkbox"/> SECOND EMPIRE | <input type="checkbox"/> RENAISSANCE REV | <input type="checkbox"/> OTHER _____ | |

13. SECONDARY STYLISTIC CATEGORY:
- | | | | |
|---|--|--|--|
| <input type="checkbox"/> GEORGIAN | <input type="checkbox"/> STICK STYLE | <input type="checkbox"/> 19 TH /20 TH C. REVIVAL | <input type="checkbox"/> MODERN/CONTEMPORARY |
| <input type="checkbox"/> FEDERAL | <input type="checkbox"/> QUEEN ANNE | <input type="checkbox"/> COMMERCIAL STYLE | <input type="checkbox"/> MINIMAL TRADITIONAL |
| <input type="checkbox"/> GREEK REVIVAL | <input type="checkbox"/> SHINGLE STYLE | <input type="checkbox"/> CRAFTSMAN | <input type="checkbox"/> RANCH |
| <input type="checkbox"/> GOTHIC REVIVAL | <input type="checkbox"/> ROMANESQUE | <input type="checkbox"/> ART DECO / MODERNE | <input type="checkbox"/> SPLIT LEVEL |
| <input type="checkbox"/> ITALIANATE | <input type="checkbox"/> NEO-CLASSICAL REV | <input type="checkbox"/> INTERNATIONAL | <input type="checkbox"/> VERNACULAR |
| <input type="checkbox"/> SECOND EMPIRE | <input type="checkbox"/> RENAISSANCE REV | <input type="checkbox"/> OTHER _____ | |

14. HEIGHT:
- 1 STORY 1 1/2 STORY 2 STORY 2 1/2 STORY 3 STORY 4 STORY
- 5 STORY OVER 5 (_____)

15. PRIMARY FACADE WIDTH (MAIN BLOCK; USE GROUND FLOOR):
- 1 BAY 2 BAY 3 BAY 4 BAY 5 BAY MORE THAN 5 (_____)

16. APPENDAGES: SIDE ELL REAR ELL FRONT ADDED STORIES SHED
- DORMERS PORCH TOWER CUPOLA BAY WINDOW

PHOTOGRAPH:



17. PORCH:

___ ATTACHED ___ ENGAGED ___ ONE STORY ___ MORE THAN ONE STORY
___ FULL WIDTH ___ WRAPAROUND ___ SLEEPING PORCH ___ SECONDARY PORCH

18. PLAN OR FORM

___ HALL AND PARLOR ___ 1/2 CAPE ___ CAPE ___ CENTRAL HALL ___ 2-STORY DOUBLE PILE
___ SIDE HALL ___ BACK HALL ___ IRREGULAR ___ FOURSQUARE ___ BUNGALOW
___ MOBILE HOME ___ MODULAR [X] OTHER rectangular

19. PRIMARY STRUCTURAL SYSTEM:

___ TIMBER FRAME ___ BRACED FRAME ___ BRICK ___ STONE [X] BALLOON FRAME
___ CONCRETE ___ STEEL ___ LOG ___ PLANK WALL ___ PLATFORM FRAME
___ FRAME CONSTRUCTION - TYPE UNKNOWN ___ OTHER

20. CHIMNEY PLACEMENT:

___ INTERIOR ___ INTERIOR FRONT/REAR ___ CENTER ___ INTERIOR END ___ EXTERIOR
___ OTHER

21. ROOF CONFIGURATION:

___ GABLE SIDE [X] GABLE FRONT ___ HIP ___ MANSARD ___ FLAT
___ GAMBREL ___ PARAPET GABLE ___ SHED ___ CROSS GABLE
___ COMPOUND ___ OTHER

22. ROOF MATERIAL:

___ WOOD [X] METAL ___ TILE ___ SLATE ___ ASPHALT ___ ASBESTOS

23. EXTERIOR WALL MATERIALS:

___ CLAPBOARD ___ BRICK ___ FLUSH SHEATHING ___ WOOD SHINGLE ___ STONE
___ LOG ___ PRESSED METAL ___ CONCRETE ___ STUCCO ___ ASPHALT
___ GRANITE ___ ASBESTOS ___ TERRA COTTA ___ BOARD AND BATTEN [X] ALUMINUM/VINYL
___ OTHER

24. FOUNDATION MATERIAL:

___ FIELDSTONE ___ BRICK ___ WOOD ___ CONCRETE ___ GRANITE ___ ORNAMENTAL CONC. BLOCK
[X] OTHER not visible

25. OUTBUILDINGS/FEATURES:

___ CARRIAGE HOUSE ___ FENCE OR WALL ___ CEMETERY ___ BARN (CONNECTED)
___ BARN (DETACHED) ___ FORMAL GARDEN ___ LANDSCAPE/PLANT MAT ___ ARCHAEOLOGICAL SITE
___ GARAGE ___ OTHER

HISTORICAL DATA

26. DOCUMENTED DATE OF CONSTRUCTION: _____ 27. ESTIMATED DATE OF CONSTRUCTION: 1920

28. DATE MAJOR ADDITIONS/ALTERATIONS: _____

29. ARCHITECT: _____ 30. CONTRACTOR: _____

31. ORIGINAL OWNER: _____

32. SUBSEQUENT SIGNIFICANT OWNER: _____ DATES: _____

33. CULTURAL/ETHNIC AFFILIATION:

___ ENGLISH ___ FRENCH ACADIAN ___ NATIVE AMERICAN ___ SCOTTISH ___ FRENCH CANADIAN
___ EAST EUROPEAN ___ IRISH ___ OTHER

34. HISTORIC CONTEXT(S):

___ COMMERCE ___ INDUSTRY ___ TRANSPORTATION ___ AGRICULTURE ___ MILITARY
___ RELIGION ___ CIVIC AFFAIRS ___ RECREATION ___ HABITATION ___ EDUCATION
___ ART, LIT, SCIENCE ___ SOCIAL

35. COMMENTS/SOURCES: _____

36. HISTORICAL DRAWINGS EXIST: ___ YES [X] NO 37. KIT HOUSE ___ YES [X] NO 38. PATTERN BOOK HOUSE ___ YES [X] NO

ENVIRONMENTAL DATA

39. SITE INTEGRITY: [X] ORIGINAL ___ MOVED DATE MOVED _____

40. SETTING: ___ RURAL/UNDISTURBED [X] RURAL/BUILT UP ___ SMALL TOWN ___ URBAN ___ SUBURBAN

41. QUADRANGLE MAP USED: Bingham

42. UTM NORTHING: 5632662.33902825 43. UTM EASTING: -7780525.44851284

44. FACADE DIRECTION (CIRCLE ONE): N S E W (NE) NW SE SW

=====
MHPC USE ONLY

DATE ENTERED IN INVENTORY: _____ PHOTO FILE #: _____

NR STATUS: ___ L ___ HD ___ E ___ NE ___ ND REVIEWER _____

DATA SOURCE: ___ HPF ___ CLG ___ R&C ___ STAFF ___ STATE SURVEY OTHER _____ LEVEL OF SURVEY: ___ R ___ I

17. PORCH:

ATTACHED ENGAGED ONE STORY MORE THAN ONE STORY
 FULL WIDTH WRAPAROUND SLEEPING PORCH SECONDARY PORCH

18. PLAN OR FORM

HALL AND PARLOR 1/2 CAPE CAPE CENTRAL HALL 2-STORY DOUBLE PILE
 SIDE HALL BACK HALL IRREGULAR FOURSQUARE BUNGALOW
 MOBILE HOME MODULAR OTHER _____

19. PRIMARY STRUCTURAL SYSTEM:

TIMBER FRAME BRACED FRAME BRICK STONE BALLOON FRAME
 CONCRETE STEEL LOG PLANK WALL PLATFORM FRAME
 FRAME CONSTRUCTION - TYPE UNKNOWN OTHER _____

20. CHIMNEY PLACEMENT:

INTERIOR INTERIOR FRONT/REAR CENTER INTERIOR END EXTERIOR
 OTHER _____

21. ROOF CONFIGURATION:

GABLE SIDE GABLE FRONT HIP MANSARD FLAT
 GAMBREL PARAPET GABLE SHED CROSS GABLE
 COMPOUND OTHER _____

22. ROOF MATERIAL: WOOD METAL TILE SLATE ASPHALT ASBESTOS

23. EXTERIOR WALL MATERIALS:

CLAPBOARD BRICK FLUSH SHEATHING WOOD SHINGLE STONE
 LOG PRESSED METAL CONCRETE STUCCO ASPHALT
 GRANITE ASBESTOS TERRA COTTA BOARD AND BATTEN ALUMINUM/VINYL
 OTHER _____

24. FOUNDATION MATERIAL:

FIELDSTONE BRICK WOOD CONCRETE GRANITE ORNAMENTAL CONC. BLOCK
 OTHER not visible _____

25. OUTBUILDINGS/FEATURES:

CARRIAGE HOUSE FENCE OR WALL CEMETERY BARN (CONNECTED)
 BARN (DETACHED) FORMAL GARDEN LANDSCAPE/PLANT MAT ARCHAEOLOGICAL SITE
 GARAGE OTHER _____

HISTORICAL DATA

26. DOCUMENTED DATE OF CONSTRUCTION: _____ 27. ESTIMATED DATE OF CONSTRUCTION: 1920

28. DATE MAJOR ADDITIONS/ALTERATIONS: _____

29. ARCHITECT: _____ 30. CONTRACTOR: _____

31. ORIGINAL OWNER: _____

32. SUBSEQUENT SIGNIFICANT OWNER: _____ DATES: _____

33. CULTURAL/ETHNIC AFFILIATION:

ENGLISH FRENCH ACADIAN NATIVE AMERICAN SCOTTISH FRENCH CANADIAN
 EAST EUROPEAN IRISH OTHER _____

34. HISTORIC CONTEXT(S):

COMMERCE INDUSTRY TRANSPORTATION AGRICULTURE MILITARY
 RELIGION CIVIC AFFAIRS RECREATION HABITATION EDUCATION
 ART, LIT, SCIENCE SOCIAL

35. COMMENTS/SOURCES: _____

36. HISTORICAL DRAWINGS EXIST: YES NO 37. KIT HOUSE YES NO 38. PATTERN BOOK HOUSE YES NO

ENVIRONMENTAL DATA

39. SITE INTEGRITY: ORIGINAL MOVED DATE MOVED _____

40. SETTING: RURAL/UNDISTURBED RURAL/BUILT UP SMALL TOWN URBAN SUBURBAN

41. QUADRANGLE MAP USED: Bingham

42. UTM NORTHING: 5632705.51234379 43. UTM EASTING: -7780543.75211922

44. FACADE DIRECTION (CIRCLE ONE): N S **(E)** W NE NW SE SW

=====

MHPC USE ONLY

DATE ENTERED IN INVENTORY: _____ PHOTO FILE #: _____

NR STATUS: L HD E NE ND REVIEWER _____

DATA SOURCE: HPF CLG R&C STAFF STATE SURVEY OTHER _____ LEVEL OF SURVEY: R I

MHPC USE ONLY

INVENTORY NO.

MAINE HISTORIC PRESERVATION COMMISSION Historic Building/Structure Survey Form

1. PROPERTY NAME (HISTORIC): _____

2. PROPERTY NAME (OTHER): _____

3. STREET ADDRESS: 500 Rowe Pond Road

4. TOWN: Pleasant Ridge Plt 5. COUNTY: Somerset

6. DATE RECORDED: 4/7/2021 7. SURVEYOR: Andrade, Melissa

8. OWNER NAME: _____ 9. ADDRESS: _____

10. PRIMARY USE (PRESENT):
- | | | | |
|---|---------------------------------------|--|--------------------------------------|
| <input checked="" type="checkbox"/> SINGLE FAMILY | <input type="checkbox"/> AGRICULTURE | <input type="checkbox"/> COMMERCIAL/TRADE | <input type="checkbox"/> FUNERARY |
| <input type="checkbox"/> MULTI-FAMILY | <input type="checkbox"/> GOVERNMENTAL | <input type="checkbox"/> EDUCATION | <input type="checkbox"/> HEALTH CARE |
| <input type="checkbox"/> INDUSTRY | <input type="checkbox"/> RELIGIOUS | <input type="checkbox"/> HOTEL | <input type="checkbox"/> LANDSCAPE |
| <input type="checkbox"/> TRANSPORTATION | <input type="checkbox"/> DEFENSE | <input type="checkbox"/> SUMMER COTTAGE/CAMP | <input type="checkbox"/> SOCIAL |
| <input type="checkbox"/> RECREATION/CULTURE | <input type="checkbox"/> UNKNOWN | | |
| <input type="checkbox"/> OTHER _____ | | | |

11. CONDITION: GOOD FAIR POOR DESTROYED, DATE _____

ARCHITECTURAL DATA

12. PRIMARY STYLISTIC CATEGORY:
- | | | | |
|---|--|--|--|
| <input type="checkbox"/> GEORGIAN | <input type="checkbox"/> STICK STYLE | <input type="checkbox"/> 19 TH /20 TH C. REVIVAL | <input type="checkbox"/> MODERN/CONTEMPORARY |
| <input type="checkbox"/> FEDERAL | <input type="checkbox"/> QUEEN ANNE | <input type="checkbox"/> COMMERCIAL STYLE | <input type="checkbox"/> MINIMAL TRADITIONAL |
| <input type="checkbox"/> GREEK REVIVAL | <input type="checkbox"/> SHINGLE STYLE | <input type="checkbox"/> CRAFTSMAN | <input type="checkbox"/> RANCH |
| <input type="checkbox"/> GOTHIC REVIVAL | <input type="checkbox"/> ROMANESQUE | <input type="checkbox"/> ART DECO / MODERNE | <input type="checkbox"/> SPLIT LEVEL |
| <input type="checkbox"/> ITALIANATE | <input type="checkbox"/> NEO-CLASSICAL REV | <input type="checkbox"/> INTERNATIONAL | <input checked="" type="checkbox"/> VERNACULAR |
| <input type="checkbox"/> SECOND EMPIRE | <input type="checkbox"/> RENAISSANCE REV | <input type="checkbox"/> OTHER _____ | |

13. SECONDARY STYLISTIC CATEGORY:
- | | | | |
|---|--|--|--|
| <input type="checkbox"/> GEORGIAN | <input type="checkbox"/> STICK STYLE | <input type="checkbox"/> 19 TH /20 TH C. REVIVAL | <input type="checkbox"/> MODERN/CONTEMPORARY |
| <input type="checkbox"/> FEDERAL | <input type="checkbox"/> QUEEN ANNE | <input type="checkbox"/> COMMERCIAL STYLE | <input type="checkbox"/> MINIMAL TRADITIONAL |
| <input type="checkbox"/> GREEK REVIVAL | <input type="checkbox"/> SHINGLE STYLE | <input type="checkbox"/> CRAFTSMAN | <input type="checkbox"/> RANCH |
| <input type="checkbox"/> GOTHIC REVIVAL | <input type="checkbox"/> ROMANESQUE | <input type="checkbox"/> ART DECO / MODERNE | <input type="checkbox"/> SPLIT LEVEL |
| <input type="checkbox"/> ITALIANATE | <input type="checkbox"/> NEO-CLASSICAL REV | <input type="checkbox"/> INTERNATIONAL | <input type="checkbox"/> VERNACULAR |
| <input type="checkbox"/> SECOND EMPIRE | <input type="checkbox"/> RENAISSANCE REV | <input type="checkbox"/> OTHER _____ | |

14. HEIGHT: 1 STORY 1 1/2 STORY 2 STORY 2 1/2 STORY 3 STORY 4 STORY
 5 STORY OVER 5 (_____)

15. PRIMARY FACADE WIDTH (MAIN BLOCK; USE GROUND FLOOR): 1 BAY 2 BAY 3 BAY 4 BAY 5 BAY MORE THAN 5 (_____)

16. APPENDAGES: SIDE ELL REAR ELL FRONT ADDED STORIES SHED
 DORMERS PORCH TOWER CUPOLA BAY WINDOW

PHOTOGRAPH:



17. PORCH:

___ ATTACHED ___ ENGAGED ___ ONE STORY ___ MORE THAN ONE STORY
___ FULL WIDTH ___ WRAPAROUND ___ SLEEPING PORCH ___ SECONDARY PORCH

18. PLAN OR FORM

___ HALL AND PARLOR ___ 1/2 CAPE ___ CAPE ___ CENTRAL HALL ___ 2-STORY DOUBLE PILE
___ SIDE HALL ___ BACK HALL ___ IRREGULAR ___ FOURSQUARE ___ BUNGALOW
___ MOBILE HOME ___ MODULAR [X] OTHER rectangular

19. PRIMARY STRUCTURAL SYSTEM:

___ TIMBER FRAME ___ BRACED FRAME ___ BRICK ___ STONE [X] BALLOON FRAME
___ CONCRETE ___ STEEL ___ LOG ___ PLANK WALL ___ PLATFORM FRAME
___ FRAME CONSTRUCTION - TYPE UNKNOWN ___ OTHER

20. CHIMNEY PLACEMENT:

___ INTERIOR ___ INTERIOR FRONT/REAR [X] CENTER ___ INTERIOR END ___ EXTERIOR
___ OTHER

21. ROOF CONFIGURATION:

___ GABLE SIDE [X] GABLE FRONT ___ HIP ___ MANSARD ___ FLAT
___ GAMBREL ___ PARAPET GABLE ___ SHED ___ CROSS GABLE
___ COMPOUND ___ OTHER

22. ROOF MATERIAL:

___ WOOD [X] METAL ___ TILE ___ SLATE ___ ASPHALT ___ ASBESTOS

23. EXTERIOR WALL MATERIALS:

___ CLAPBOARD ___ BRICK ___ FLUSH SHEATHING [X] WOOD SHINGLE ___ STONE
___ LOG ___ PRESSED METAL ___ CONCRETE ___ STUCCO ___ ASPHALT
___ GRANITE ___ ASBESTOS ___ TERRA COTTA ___ BOARD AND BATTEN ___ ALUMINUM/VINYL
___ OTHER

24. FOUNDATION MATERIAL:

___ FIELDSTONE ___ BRICK ___ WOOD ___ CONCRETE ___ GRANITE ___ ORNAMENTAL CONC. BLOCK
[X] OTHER not visible

25. OUTBUILDINGS/FEATURES:

___ CARRIAGE HOUSE ___ FENCE OR WALL ___ CEMETERY ___ BARN (CONNECTED)
___ BARN (DETACHED) ___ FORMAL GARDEN ___ LANDSCAPE/PLANT MAT ___ ARCHAEOLOGICAL SITE
___ GARAGE ___ OTHER

HISTORICAL DATA

26. DOCUMENTED DATE OF CONSTRUCTION: _____ 27. ESTIMATED DATE OF CONSTRUCTION: 1900

28. DATE MAJOR ADDITIONS/ALTERATIONS: _____

29. ARCHITECT: _____ 30. CONTRACTOR: _____

31. ORIGINAL OWNER: _____

32. SUBSEQUENT SIGNIFICANT OWNER: _____ DATES: _____

33. CULTURAL/ETHNIC AFFILIATION:

___ ENGLISH ___ FRENCH ACADIAN ___ NATIVE AMERICAN ___ SCOTTISH ___ FRENCH CANADIAN
___ EAST EUROPEAN ___ IRISH ___ OTHER

34. HISTORIC CONTEXT(S):

___ COMMERCE ___ INDUSTRY ___ TRANSPORTATION ___ AGRICULTURE ___ MILITARY
___ RELIGION ___ CIVIC AFFAIRS ___ RECREATION ___ HABITATION ___ EDUCATION
___ ART, LIT, SCIENCE ___ SOCIAL

35. COMMENTS/SOURCES: _____

36. HISTORICAL DRAWINGS EXIST: ___ YES [X] NO 37. KIT HOUSE ___ YES [X] NO 38. PATTERN BOOK HOUSE ___ YES [X] NO

ENVIRONMENTAL DATA

39. SITE INTEGRITY: [X] ORIGINAL ___ MOVED DATE MOVED _____

40. SETTING: [X] RURAL/UNDISTURBED ___ RURAL/BUILT UP ___ SMALL TOWN ___ URBAN ___ SUBURBAN

41. QUADRANGLE MAP USED: Bingham

42. UTM NORTHING: 5634390.34001076 43. UTM EASTING: -7789490.55836471

44. FACADE DIRECTION (CIRCLE ONE): N S E W (NE) NW SE SW

=====
MHPC USE ONLY

DATE ENTERED IN INVENTORY: _____ PHOTO FILE #: _____

NR STATUS: ___ L ___ HD ___ E ___ NE ___ ND REVIEWER _____

DATA SOURCE: ___ HPF ___ CLG ___ R&C ___ STAFF ___ STATE SURVEY OTHER _____ LEVEL OF SURVEY: ___ R ___ I

MHPC USE ONLY

INVENTORY NO.

MAINE HISTORIC PRESERVATION COMMISSION Historic Building/Structure Survey Form

1. PROPERTY NAME (HISTORIC): _____

2. PROPERTY NAME (OTHER): _____

3. STREET ADDRESS: 153 Canada Road, Route 201

4. TOWN: Moscow 5. COUNTY: Somerset

6. DATE RECORDED: 4/7/2021 7. SURVEYOR: Andrade, Melissa

8. OWNER NAME: _____ 9. ADDRESS: _____

10. PRIMARY USE (PRESENT):
- | | | | |
|--|---------------------------------------|--|--------------------------------------|
| <input type="checkbox"/> SINGLE FAMILY | <input type="checkbox"/> AGRICULTURE | <input type="checkbox"/> COMMERCIAL/TRADE | <input type="checkbox"/> FUNERARY |
| <input type="checkbox"/> MULTI-FAMILY | <input type="checkbox"/> GOVERNMENTAL | <input type="checkbox"/> EDUCATION | <input type="checkbox"/> HEALTH CARE |
| <input type="checkbox"/> INDUSTRY | <input type="checkbox"/> RELIGIOUS | <input type="checkbox"/> HOTEL | <input type="checkbox"/> LANDSCAPE |
| <input checked="" type="checkbox"/> TRANSPORTATION | <input type="checkbox"/> DEFENSE | <input type="checkbox"/> SUMMER COTTAGE/CAMP | <input type="checkbox"/> SOCIAL |
| <input type="checkbox"/> RECREATION/CULTURE | <input type="checkbox"/> UNKNOWN | | |
| <input type="checkbox"/> OTHER _____ | | | |

11. CONDITION: GOOD FAIR POOR DESTROYED, DATE _____

ARCHITECTURAL DATA

12. PRIMARY STYLISTIC CATEGORY:
- | | | | |
|---|--|--|--|
| <input type="checkbox"/> GEORGIAN | <input type="checkbox"/> STICK STYLE | <input type="checkbox"/> 19 TH /20 TH C. REVIVAL | <input type="checkbox"/> MODERN/CONTEMPORARY |
| <input type="checkbox"/> FEDERAL | <input type="checkbox"/> QUEEN ANNE | <input type="checkbox"/> COMMERCIAL STYLE | <input type="checkbox"/> MINIMAL TRADITIONAL |
| <input type="checkbox"/> GREEK REVIVAL | <input type="checkbox"/> SHINGLE STYLE | <input type="checkbox"/> CRAFTSMAN | <input type="checkbox"/> RANCH |
| <input type="checkbox"/> GOTHIC REVIVAL | <input type="checkbox"/> ROMANESQUE | <input type="checkbox"/> ART DECO / MODERNE | <input type="checkbox"/> SPLIT LEVEL |
| <input type="checkbox"/> ITALIANATE | <input type="checkbox"/> NEO-CLASSICAL REV | <input type="checkbox"/> INTERNATIONAL | <input checked="" type="checkbox"/> VERNACULAR |
| <input type="checkbox"/> SECOND EMPIRE | <input type="checkbox"/> RENAISSANCE REV | <input type="checkbox"/> OTHER _____ | |

13. SECONDARY STYLISTIC CATEGORY:
- | | | | |
|---|--|--|--|
| <input type="checkbox"/> GEORGIAN | <input type="checkbox"/> STICK STYLE | <input type="checkbox"/> 19 TH /20 TH C. REVIVAL | <input type="checkbox"/> MODERN/CONTEMPORARY |
| <input type="checkbox"/> FEDERAL | <input type="checkbox"/> QUEEN ANNE | <input type="checkbox"/> COMMERCIAL STYLE | <input type="checkbox"/> MINIMAL TRADITIONAL |
| <input type="checkbox"/> GREEK REVIVAL | <input type="checkbox"/> SHINGLE STYLE | <input type="checkbox"/> CRAFTSMAN | <input type="checkbox"/> RANCH |
| <input type="checkbox"/> GOTHIC REVIVAL | <input type="checkbox"/> ROMANESQUE | <input type="checkbox"/> ART DECO / MODERNE | <input type="checkbox"/> SPLIT LEVEL |
| <input type="checkbox"/> ITALIANATE | <input type="checkbox"/> NEO-CLASSICAL REV | <input type="checkbox"/> INTERNATIONAL | <input type="checkbox"/> VERNACULAR |
| <input type="checkbox"/> SECOND EMPIRE | <input type="checkbox"/> RENAISSANCE REV | <input type="checkbox"/> OTHER _____ | |

14. HEIGHT:

1 STORY 1 1/2 STORY 2 STORY 2 1/2 STORY 3 STORY 4 STORY

5 STORY OVER 5 (_____)

15. PRIMARY FACADE WIDTH (MAIN BLOCK; USE GROUND FLOOR):

1 BAY 2 BAY 3 BAY 4 BAY 5 BAY MORE THAN 5 (_____)

16. APPENDAGES: SIDE ELL REAR ELL FRONT ADDED STORIES SHED

DORMERS PORCH TOWER CUPOLA BAY WINDOW

PHOTOGRAPH:



17. PORCH:

___ ATTACHED ___ ENGAGED ___ ONE STORY ___ MORE THAN ONE STORY
___ FULL WIDTH ___ WRAPAROUND ___ SLEEPING PORCH ___ SECONDARY PORCH

18. PLAN OR FORM

___ HALL AND PARLOR ___ 1/2 CAPE ___ CAPE ___ CENTRAL HALL ___ 2-STORY DOUBLE PILE
___ SIDE HALL ___ BACK HALL ___ IRREGULAR ___ FOURSQUARE ___ BUNGALOW
___ MOBILE HOME ___ MODULAR [X] OTHER rectangular

19. PRIMARY STRUCTURAL SYSTEM:

___ TIMBER FRAME [X] BRACED FRAME ___ BRICK ___ STONE ___ BALLOON FRAME
___ CONCRETE ___ STEEL ___ LOG ___ PLANK WALL ___ PLATFORM FRAME
___ FRAME CONSTRUCTION - TYPE UNKNOWN ___ OTHER

20. CHIMNEY PLACEMENT:

[X] INTERIOR ___ INTERIOR FRONT/REAR ___ CENTER ___ INTERIOR END ___ EXTERIOR
___ OTHER

21. ROOF CONFIGURATION:

___ GABLE SIDE [X] GABLE FRONT ___ HIP ___ MANSARD ___ FLAT
___ GAMBREL ___ PARAPET GABLE ___ SHED ___ CROSS GABLE
___ COMPOUND ___ OTHER

22. ROOF MATERIAL: ___ WOOD ___ METAL ___ TILE ___ SLATE [X] ASPHALT ___ ASBESTOS

23. EXTERIOR WALL MATERIALS:

___ CLAPBOARD ___ BRICK ___ FLUSH SHEATHING [X] WOOD SHINGLE ___ STONE
___ LOG ___ PRESSED METAL ___ CONCRETE ___ STUCCO ___ ASPHALT
___ GRANITE ___ ASBESTOS ___ TERRA COTTA ___ BOARD AND BATTEN ___ ALUMINUM/VINYL
___ OTHER

24. FOUNDATION MATERIAL:

___ FIELDSTONE ___ BRICK ___ WOOD [X] CONCRETE ___ GRANITE ___ ORNAMENTAL CONC. BLOCK
___ OTHER

25. OUTBUILDINGS/FEATURES:

___ CARRIAGE HOUSE ___ FENCE OR WALL ___ CEMETERY ___ BARN (CONNECTED)
___ BARN (DETACHED) ___ FORMAL GARDEN ___ LANDSCAPE/PLANT MAT ___ ARCHAEOLOGICAL SITE
___ GARAGE ___ OTHER

HISTORICAL DATA

26. DOCUMENTED DATE OF CONSTRUCTION: _____ 27. ESTIMATED DATE OF CONSTRUCTION: 1920

28. DATE MAJOR ADDITIONS/ALTERATIONS: _____

29. ARCHITECT: _____ 30. CONTRACTOR: _____

31. ORIGINAL OWNER: _____

32. SUBSEQUENT SIGNIFICANT OWNER: _____ DATES: _____

33. CULTURAL/ETHNIC AFFILIATION:

___ ENGLISH ___ FRENCH ACADIAN ___ NATIVE AMERICAN ___ SCOTTISH ___ FRENCH CANADIAN
___ EAST EUROPEAN ___ IRISH ___ OTHER

34. HISTORIC CONTEXT(S):

___ COMMERCE ___ INDUSTRY ___ TRANSPORTATION ___ AGRICULTURE ___ MILITARY
___ RELIGION ___ CIVIC AFFAIRS ___ RECREATION ___ HABITATION ___ EDUCATION
___ ART, LIT, SCIENCE ___ SOCIAL

35. COMMENTS/SOURCES: _____

36. HISTORICAL DRAWINGS EXIST: ___ YES [X] NO 37. KIT HOUSE ___ YES [X] NO 38. PATTERN BOOK HOUSE ___ YES [X] NO

ENVIRONMENTAL DATA

39. SITE INTEGRITY: [X] ORIGINAL ___ MOVED DATE MOVED _____

40. SETTING: ___ RURAL/UNDISTURBED [X] RURAL/BUILT UP ___ SMALL TOWN ___ URBAN ___ SUBURBAN

41. QUADRANGLE MAP USED: Bingham

42. UTM NORTHING: 5633006.54190347 43. UTM EASTING: -7780932.5339776

44. FACADE DIRECTION (CIRCLE ONE): N S E W (NE) NW SE SW

=====
MHPC USE ONLY

DATE ENTERED IN INVENTORY: _____ PHOTO FILE #: _____

NR STATUS: ___ L ___ HD ___ E ___ NE ___ ND REVIEWER _____

DATA SOURCE: ___ HPF ___ CLG ___ R&C ___ STAFF ___ STATE SURVEY OTHER _____ LEVEL OF SURVEY: ___ R ___ I

MHPC USE ONLY

INVENTORY NO.

MAINE HISTORIC PRESERVATION COMMISSION Historic Building/Structure Survey Form

1. PROPERTY NAME (HISTORIC): Pleasant Ridge Cemetery

2. PROPERTY NAME (OTHER): _____

3. STREET ADDRESS: East Side of Rowe Pond Road, approx. 0.28 mile S. of Cross Road

4. TOWN: Pleasant Ridge Plt 5. COUNTY: Somerset

6. DATE RECORDED: 4/7/2021 7. SURVEYOR: Andrade, Melissa

8. OWNER NAME: _____ 9. ADDRESS: _____

10. PRIMARY USE (PRESENT):
- | | | | |
|---|---------------------------------------|--|--|
| <input type="checkbox"/> SINGLE FAMILY | <input type="checkbox"/> AGRICULTURE | <input type="checkbox"/> COMMERCIAL/TRADE | <input checked="" type="checkbox"/> FUNERARY |
| <input type="checkbox"/> MULTI-FAMILY | <input type="checkbox"/> GOVERNMENTAL | <input type="checkbox"/> EDUCATION | <input type="checkbox"/> HEALTH CARE |
| <input type="checkbox"/> INDUSTRY | <input type="checkbox"/> RELIGIOUS | <input type="checkbox"/> HOTEL | <input type="checkbox"/> LANDSCAPE |
| <input type="checkbox"/> TRANSPORTATION | <input type="checkbox"/> DEFENSE | <input type="checkbox"/> SUMMER COTTAGE/CAMP | <input type="checkbox"/> SOCIAL |
| <input type="checkbox"/> RECREATION/CULTURE | <input type="checkbox"/> UNKNOWN | | |
| <input type="checkbox"/> OTHER _____ | | | |

11. CONDITION: GOOD FAIR POOR DESTROYED, DATE _____

ARCHITECTURAL DATA

12. PRIMARY STYLISTIC CATEGORY:
- | | | | |
|---|--|--|--|
| <input type="checkbox"/> GEORGIAN | <input type="checkbox"/> STICK STYLE | <input type="checkbox"/> 19 TH /20 TH C. REVIVAL | <input type="checkbox"/> MODERN/CONTEMPORARY |
| <input type="checkbox"/> FEDERAL | <input type="checkbox"/> QUEEN ANNE | <input type="checkbox"/> COMMERCIAL STYLE | <input type="checkbox"/> MINIMAL TRADITIONAL |
| <input type="checkbox"/> GREEK REVIVAL | <input type="checkbox"/> SHINGLE STYLE | <input type="checkbox"/> CRAFTSMAN | <input type="checkbox"/> RANCH |
| <input type="checkbox"/> GOTHIC REVIVAL | <input type="checkbox"/> ROMANESQUE | <input type="checkbox"/> ART DECO / MODERNE | <input type="checkbox"/> SPLIT LEVEL |
| <input type="checkbox"/> ITALIANATE | <input type="checkbox"/> NEO-CLASSICAL REV | <input type="checkbox"/> INTERNATIONAL | <input type="checkbox"/> VERNACULAR |
| <input type="checkbox"/> SECOND EMPIRE | <input type="checkbox"/> RENAISSANCE REV | <input type="checkbox"/> OTHER _____ | |

13. SECONDARY STYLISTIC CATEGORY:
- | | | | |
|---|--|--|--|
| <input type="checkbox"/> GEORGIAN | <input type="checkbox"/> STICK STYLE | <input type="checkbox"/> 19 TH /20 TH C. REVIVAL | <input type="checkbox"/> MODERN/CONTEMPORARY |
| <input type="checkbox"/> FEDERAL | <input type="checkbox"/> QUEEN ANNE | <input type="checkbox"/> COMMERCIAL STYLE | <input type="checkbox"/> MINIMAL TRADITIONAL |
| <input type="checkbox"/> GREEK REVIVAL | <input type="checkbox"/> SHINGLE STYLE | <input type="checkbox"/> CRAFTSMAN | <input type="checkbox"/> RANCH |
| <input type="checkbox"/> GOTHIC REVIVAL | <input type="checkbox"/> ROMANESQUE | <input type="checkbox"/> ART DECO / MODERNE | <input type="checkbox"/> SPLIT LEVEL |
| <input type="checkbox"/> ITALIANATE | <input type="checkbox"/> NEO-CLASSICAL REV | <input type="checkbox"/> INTERNATIONAL | <input type="checkbox"/> VERNACULAR |
| <input type="checkbox"/> SECOND EMPIRE | <input type="checkbox"/> RENAISSANCE REV | <input type="checkbox"/> OTHER _____ | |

14. HEIGHT: 1 STORY 1 1/2 STORY 2 STORY 2 1/2 STORY 3 STORY 4 STORY
 5 STORY OVER 5 (_____)

15. PRIMARY FACADE WIDTH (MAIN BLOCK; USE GROUND FLOOR):
 1 BAY 2 BAY 3 BAY 4 BAY 5 BAY MORE THAN 5 (_____)

16. APPENDAGES: SIDE ELL REAR ELL FRONT ADDED STORIES SHED
 DORMERS PORCH TOWER CUPOLA BAY WINDOW

PHOTOGRAPH:



17. PORCH:

___ ATTACHED ___ ENGAGED ___ ONE STORY ___ MORE THAN ONE STORY
___ FULL WIDTH ___ WRAPAROUND ___ SLEEPING PORCH ___ SECONDARY PORCH

18. PLAN OR FORM

___ HALL AND PARLOR ___ 1/2 CAPE ___ CAPE ___ CENTRAL HALL ___ 2-STORY DOUBLE PILE
___ SIDE HALL ___ BACK HALL ___ IRREGULAR ___ FOURSQUARE ___ BUNGALOW
___ MOBILE HOME ___ MODULAR ___ OTHER

19. PRIMARY STRUCTURAL SYSTEM:

___ TIMBER FRAME ___ BRACED FRAME ___ BRICK ___ STONE ___ BALLOON FRAME
___ CONCRETE ___ STEEL ___ LOG ___ PLANK WALL ___ PLATFORM FRAME
___ FRAME CONSTRUCTION - TYPE UNKNOWN ___ OTHER

20. CHIMNEY PLACEMENT:

___ INTERIOR ___ INTERIOR FRONT/REAR ___ CENTER ___ INTERIOR END ___ EXTERIOR
___ OTHER

21. ROOF CONFIGURATION:

___ GABLE SIDE ___ GABLE FRONT ___ HIP ___ MANSARD ___ FLAT
___ GAMBREL ___ PARAPET GABLE ___ SHED ___ CROSS GABLE
___ COMPOUND ___ OTHER

22. ROOF MATERIAL: ___ WOOD ___ METAL ___ TILE ___ SLATE ___ ASPHALT ___ ASBESTOS

23. EXTERIOR WALL MATERIALS:

___ CLAPBOARD ___ BRICK ___ FLUSH SHEATHING ___ WOOD SHINGLE ___ STONE
___ LOG ___ PRESSED METAL ___ CONCRETE ___ STUCCO ___ ASPHALT
___ GRANITE ___ ASBESTOS ___ TERRA COTTA ___ BOARD AND BATTEN ___ ALUMINUM/VINYL
___ OTHER

24. FOUNDATION MATERIAL:

___ FIELDSTONE ___ BRICK ___ WOOD ___ CONCRETE ___ GRANITE ___ ORNAMENTAL CONC. BLOCK
___ OTHER

25. OUTBUILDINGS/FEATURES:

___ CARRIAGE HOUSE ___ FENCE OR WALL ___ CEMETERY ___ BARN (CONNECTED)
___ BARN (DETACHED) ___ FORMAL GARDEN ___ LANDSCAPE/PLANT MAT ___ ARCHAEOLOGICAL SITE
___ GARAGE ___ OTHER

HISTORICAL DATA

26. DOCUMENTED DATE OF CONSTRUCTION: _____ 27. ESTIMATED DATE OF CONSTRUCTION: 1900

28. DATE MAJOR ADDITIONS/ALTERATIONS: _____

29. ARCHITECT: _____ 30. CONTRACTOR: _____

31. ORIGINAL OWNER: _____

32. SUBSEQUENT SIGNIFICANT OWNER: _____ DATES: _____

33. CULTURAL/ETHNIC AFFILIATION:

___ ENGLISH ___ FRENCH ACADIAN ___ NATIVE AMERICAN ___ SCOTTISH ___ FRENCH CANADIAN
___ EAST EUROPEAN ___ IRISH ___ OTHER

34. HISTORIC CONTEXT(S):

___ COMMERCE ___ INDUSTRY ___ TRANSPORTATION ___ AGRICULTURE ___ MILITARY
___ RELIGION ___ CIVIC AFFAIRS ___ RECREATION ___ HABITATION ___ EDUCATION
___ ART, LIT, SCIENCE ___ SOCIAL

35. COMMENTS/SOURCES: _____

36. HISTORICAL DRAWINGS EXIST: ___ YES X NO 37. KIT HOUSE ___ YES X NO 38. PATTERN BOOK HOUSE ___ YES X NO

ENVIRONMENTAL DATA

39. SITE INTEGRITY: X ORIGINAL ___ MOVED DATE MOVED _____

40. SETTING: X RURAL/UNDISTURBED ___ RURAL/BUILT UP ___ SMALL TOWN ___ URBAN ___ SUBURBAN

41. QUADRANGLE MAP USED: Bingham

42. UTM NORTHING: 5634061.6506505 43. UTM EASTING: -7789329.67624747

44. FACADE DIRECTION (CIRCLE ONE): N S E (W) NE NW SE SW

=====
MHPC USE ONLY

DATE ENTERED IN INVENTORY: _____ PHOTO FILE #: _____

NR STATUS: ___ L ___ HD ___ E ___ NE ___ ND REVIEWER _____

DATA SOURCE: ___ HPF ___ CLG ___ R&C ___ STAFF ___ STATE SURVEY OTHER _____ LEVEL OF SURVEY: ___ R ___ I

MHPC USE ONLY

INVENTORY NO.

MAINE HISTORIC PRESERVATION COMMISSION Historic Building/Structure Survey Form

1. PROPERTY NAME (HISTORIC): _____

2. PROPERTY NAME (OTHER): _____

3. STREET ADDRESS: E. Side of Carrying Pond Road, approx. 2.97 miles N of Cross Road

4. TOWN: Pleasant Ridge Plt 5. COUNTY: Somerset

6. DATE RECORDED: 4/7/2021 7. SURVEYOR: Andrade, Melissa

8. OWNER NAME: _____ 9. ADDRESS: _____

10. PRIMARY USE (PRESENT):
- | | | | |
|---|---------------------------------------|---|--------------------------------------|
| <input type="checkbox"/> SINGLE FAMILY | <input type="checkbox"/> AGRICULTURE | <input type="checkbox"/> COMMERCIAL/TRADE | <input type="checkbox"/> FUNERARY |
| <input type="checkbox"/> MULTI-FAMILY | <input type="checkbox"/> GOVERNMENTAL | <input type="checkbox"/> EDUCATION | <input type="checkbox"/> HEALTH CARE |
| <input type="checkbox"/> INDUSTRY | <input type="checkbox"/> RELIGIOUS | <input type="checkbox"/> HOTEL | <input type="checkbox"/> LANDSCAPE |
| <input type="checkbox"/> TRANSPORTATION | <input type="checkbox"/> DEFENSE | <input checked="" type="checkbox"/> SUMMER COTTAGE/CAMP | <input type="checkbox"/> SOCIAL |
| <input type="checkbox"/> RECREATION/CULTURE | <input type="checkbox"/> UNKNOWN | | |
| <input type="checkbox"/> OTHER _____ | | | |

11. CONDITION: GOOD FAIR POOR DESTROYED, DATE _____

ARCHITECTURAL DATA

12. PRIMARY STYLISTIC CATEGORY:
- | | | | |
|---|--|--|--|
| <input type="checkbox"/> GEORGIAN | <input type="checkbox"/> STICK STYLE | <input type="checkbox"/> 19 TH /20 TH C. REVIVAL | <input type="checkbox"/> MODERN/CONTEMPORARY |
| <input type="checkbox"/> FEDERAL | <input type="checkbox"/> QUEEN ANNE | <input type="checkbox"/> COMMERCIAL STYLE | <input type="checkbox"/> MINIMAL TRADITIONAL |
| <input type="checkbox"/> GREEK REVIVAL | <input type="checkbox"/> SHINGLE STYLE | <input type="checkbox"/> CRAFTSMAN | <input type="checkbox"/> RANCH |
| <input type="checkbox"/> GOTHIC REVIVAL | <input type="checkbox"/> ROMANESQUE | <input type="checkbox"/> ART DECO / MODERNE | <input type="checkbox"/> SPLIT LEVEL |
| <input type="checkbox"/> ITALIANATE | <input type="checkbox"/> NEO-CLASSICAL REV | <input type="checkbox"/> INTERNATIONAL | <input checked="" type="checkbox"/> VERNACULAR |
| <input type="checkbox"/> SECOND EMPIRE | <input type="checkbox"/> RENAISSANCE REV | <input type="checkbox"/> OTHER _____ | |

13. SECONDARY STYLISTIC CATEGORY:
- | | | | |
|---|--|--|--|
| <input type="checkbox"/> GEORGIAN | <input type="checkbox"/> STICK STYLE | <input type="checkbox"/> 19 TH /20 TH C. REVIVAL | <input type="checkbox"/> MODERN/CONTEMPORARY |
| <input type="checkbox"/> FEDERAL | <input type="checkbox"/> QUEEN ANNE | <input type="checkbox"/> COMMERCIAL STYLE | <input type="checkbox"/> MINIMAL TRADITIONAL |
| <input type="checkbox"/> GREEK REVIVAL | <input type="checkbox"/> SHINGLE STYLE | <input type="checkbox"/> CRAFTSMAN | <input type="checkbox"/> RANCH |
| <input type="checkbox"/> GOTHIC REVIVAL | <input type="checkbox"/> ROMANESQUE | <input type="checkbox"/> ART DECO / MODERNE | <input type="checkbox"/> SPLIT LEVEL |
| <input type="checkbox"/> ITALIANATE | <input type="checkbox"/> NEO-CLASSICAL REV | <input type="checkbox"/> INTERNATIONAL | <input type="checkbox"/> VERNACULAR |
| <input type="checkbox"/> SECOND EMPIRE | <input type="checkbox"/> RENAISSANCE REV | <input type="checkbox"/> OTHER _____ | |

14. HEIGHT: 1 STORY 1 1/2 STORY 2 STORY 2 1/2 STORY 3 STORY 4 STORY
 5 STORY OVER 5 (_____)

15. PRIMARY FACADE WIDTH (MAIN BLOCK; USE GROUND FLOOR):
 1 BAY 2 BAY 3 BAY 4 BAY 5 BAY MORE THAN 5 (_____)

16. APPENDAGES: SIDE ELL REAR ELL FRONT ADDED STORIES SHED
 DORMERS PORCH TOWER CUPOLA BAY WINDOW

PHOTOGRAPH:



17. PORCH:

ATTACHED ENGAGED ONE STORY MORE THAN ONE STORY
 FULL WIDTH WRAPAROUND SLEEPING PORCH SECONDARY PORCH

18. PLAN OR FORM

HALL AND PARLOR 1/2 CAPE CAPE CENTRAL HALL 2-STORY DOUBLE PILE
 SIDE HALL BACK HALL IRREGULAR FOURSQUARE BUNGALOW
 MOBILE HOME MODULAR OTHER rectangular

19. PRIMARY STRUCTURAL SYSTEM:

TIMBER FRAME BRACED FRAME BRICK STONE BALLOON FRAME
 CONCRETE STEEL LOG PLANK WALL PLATFORM FRAME
 FRAME CONSTRUCTION - TYPE UNKNOWN OTHER

20. CHIMNEY PLACEMENT:

INTERIOR INTERIOR FRONT/REAR CENTER INTERIOR END EXTERIOR
 OTHER

21. ROOF CONFIGURATION:

GABLE SIDE GABLE FRONT HIP MANSARD FLAT
 GAMBREL PARAPET GABLE SHED CROSS GABLE
 COMPOUND OTHER

22. ROOF MATERIAL: WOOD METAL TILE SLATE ASPHALT ASBESTOS

23. EXTERIOR WALL MATERIALS:

CLAPBOARD BRICK FLUSH SHEATHING WOOD SHINGLE STONE
 LOG PRESSED METAL CONCRETE STUCCO ASPHALT
 GRANITE ASBESTOS TERRA COTTA BOARD AND BATTEN ALUMINUM/VINYL
 OTHER

24. FOUNDATION MATERIAL:

FIELDSTONE BRICK WOOD CONCRETE GRANITE ORNAMENTAL CONC. BLOCK
 OTHER not visible

25. OUTBUILDINGS/FEATURES:

CARRIAGE HOUSE FENCE OR WALL CEMETERY BARN (CONNECTED)
 BARN (DETACHED) FORMAL GARDEN LANDSCAPE/PLANT MAT ARCHAEOLOGICAL SITE
 GARAGE OTHER

HISTORICAL DATA

26. DOCUMENTED DATE OF CONSTRUCTION: _____ 27. ESTIMATED DATE OF CONSTRUCTION: 1940

28. DATE MAJOR ADDITIONS/ALTERATIONS: _____

29. ARCHITECT: _____ 30. CONTRACTOR: _____

31. ORIGINAL OWNER: _____

32. SUBSEQUENT SIGNIFICANT OWNER: _____ DATES: _____

33. CULTURAL/ETHNIC AFFILIATION:

ENGLISH FRENCH ACADIAN NATIVE AMERICAN SCOTTISH FRENCH CANADIAN
 EAST EUROPEAN IRISH OTHER

34. HISTORIC CONTEXT(S):

COMMERCE INDUSTRY TRANSPORTATION AGRICULTURE MILITARY
 RELIGION CIVIC AFFAIRS RECREATION HABITATION EDUCATION
 ART, LIT, SCIENCE SOCIAL

35. COMMENTS/SOURCES: _____

36. HISTORICAL DRAWINGS EXIST: YES NO 37. KIT HOUSE YES NO 38. PATTERN BOOK HOUSE YES NO

ENVIRONMENTAL DATA

39. SITE INTEGRITY: ORIGINAL MOVED DATE MOVED _____

40. SETTING: RURAL/UNDISTURBED RURAL/BUILT UP SMALL TOWN URBAN SUBURBAN

41. QUADRANGLE MAP USED: Caratunk

42. UTM NORTHING: 5641864.78076166 43. UTM EASTING: -7787630.01468953

44. FACADE DIRECTION (CIRCLE ONE): N S (E) W NE NW SE SW

=====
MHPC USE ONLY

DATE ENTERED IN INVENTORY: _____ PHOTO FILE #: _____

NR STATUS: L HD E NE ND REVIEWER _____

DATA SOURCE: HPF CLG R&C STAFF STATE SURVEY OTHER _____ LEVEL OF SURVEY: R I

MHPC USE ONLY

INVENTORY NO.

MAINE HISTORIC PRESERVATION COMMISSION Historic Building/Structure Survey Form

1. PROPERTY NAME (HISTORIC): _____
2. PROPERTY NAME (OTHER): 352-0005
3. STREET ADDRESS: 783 Pleasant Ridge Road
4. TOWN: Pleasant Ridge Plt 5. COUNTY: Somerset
6. DATE RECORDED: 4/7/2021 7. SURVEYOR: Andrade, Melissa
8. OWNER NAME: _____ 9. ADDRESS: _____
10. PRIMARY USE (PRESENT):
- | | | | |
|---|---------------------------------------|--|--------------------------------------|
| <input checked="" type="checkbox"/> SINGLE FAMILY | <input type="checkbox"/> AGRICULTURE | <input type="checkbox"/> COMMERCIAL/TRADE | <input type="checkbox"/> FUNERARY |
| <input type="checkbox"/> MULTI-FAMILY | <input type="checkbox"/> GOVERNMENTAL | <input type="checkbox"/> EDUCATION | <input type="checkbox"/> HEALTH CARE |
| <input type="checkbox"/> INDUSTRY | <input type="checkbox"/> RELIGIOUS | <input type="checkbox"/> HOTEL | <input type="checkbox"/> LANDSCAPE |
| <input type="checkbox"/> TRANSPORTATION | <input type="checkbox"/> DEFENSE | <input type="checkbox"/> SUMMER COTTAGE/CAMP | <input type="checkbox"/> SOCIAL |
| <input type="checkbox"/> RECREATION/CULTURE | <input type="checkbox"/> UNKNOWN | | |
| <input type="checkbox"/> OTHER _____ | | | |

11. CONDITION: GOOD FAIR POOR DESTROYED, DATE _____

ARCHITECTURAL DATA

12. PRIMARY STYLISTIC CATEGORY:
- | | | | |
|---|--|--|--|
| <input type="checkbox"/> GEORGIAN | <input type="checkbox"/> STICK STYLE | <input type="checkbox"/> 19 TH /20 TH C. REVIVAL | <input type="checkbox"/> MODERN/CONTEMPORARY |
| <input type="checkbox"/> FEDERAL | <input type="checkbox"/> QUEEN ANNE | <input type="checkbox"/> COMMERCIAL STYLE | <input type="checkbox"/> MINIMAL TRADITIONAL |
| <input type="checkbox"/> GREEK REVIVAL | <input type="checkbox"/> SHINGLE STYLE | <input type="checkbox"/> CRAFTSMAN | <input type="checkbox"/> RANCH |
| <input type="checkbox"/> GOTHIC REVIVAL | <input type="checkbox"/> ROMANESQUE | <input type="checkbox"/> ART DECO / MODERNE | <input type="checkbox"/> SPLIT LEVEL |
| <input type="checkbox"/> ITALIANATE | <input type="checkbox"/> NEO-CLASSICAL REV | <input type="checkbox"/> INTERNATIONAL | <input checked="" type="checkbox"/> VERNACULAR |
| <input type="checkbox"/> SECOND EMPIRE | <input type="checkbox"/> RENAISSANCE REV | <input type="checkbox"/> OTHER _____ | |

13. SECONDARY STYLISTIC CATEGORY:
- | | | | |
|---|--|--|--|
| <input type="checkbox"/> GEORGIAN | <input type="checkbox"/> STICK STYLE | <input type="checkbox"/> 19 TH /20 TH C. REVIVAL | <input type="checkbox"/> MODERN/CONTEMPORARY |
| <input type="checkbox"/> FEDERAL | <input type="checkbox"/> QUEEN ANNE | <input type="checkbox"/> COMMERCIAL STYLE | <input type="checkbox"/> MINIMAL TRADITIONAL |
| <input type="checkbox"/> GREEK REVIVAL | <input type="checkbox"/> SHINGLE STYLE | <input type="checkbox"/> CRAFTSMAN | <input type="checkbox"/> RANCH |
| <input type="checkbox"/> GOTHIC REVIVAL | <input type="checkbox"/> ROMANESQUE | <input type="checkbox"/> ART DECO / MODERNE | <input type="checkbox"/> SPLIT LEVEL |
| <input type="checkbox"/> ITALIANATE | <input type="checkbox"/> NEO-CLASSICAL REV | <input type="checkbox"/> INTERNATIONAL | <input type="checkbox"/> VERNACULAR |
| <input type="checkbox"/> SECOND EMPIRE | <input type="checkbox"/> RENAISSANCE REV | <input type="checkbox"/> OTHER _____ | |

14. HEIGHT:
- 1 STORY 1 1/2 STORY 2 STORY 2 1/2 STORY 3 STORY 4 STORY
- 5 STORY OVER 5 (_____)

15. PRIMARY FACADE WIDTH (MAIN BLOCK; USE GROUND FLOOR):
- 1 BAY 2 BAY 3 BAY 4 BAY 5 BAY MORE THAN 5 (_____)

16. APPENDAGES: SIDE ELL REAR ELL FRONT ADDED STORIES SHED
- DORMERS PORCH TOWER CUPOLA BAY WINDOW

PHOTOGRAPH:



17. PORCH:

___ ATTACHED ___ ENGAGED ___ ONE STORY ___ MORE THAN ONE STORY
___ FULL WIDTH ___ WRAPAROUND ___ SLEEPING PORCH ___ SECONDARY PORCH

18. PLAN OR FORM

___ HALL AND PARLOR ___ 1/2 CAPE ___ CAPE ___ CENTRAL HALL ___ 2-STORY DOUBLE PILE
___ SIDE HALL ___ BACK HALL [X] IRREGULAR ___ FOURSQUARE ___ BUNGALOW
___ MOBILE HOME ___ MODULAR ___ OTHER

19. PRIMARY STRUCTURAL SYSTEM:

___ TIMBER FRAME ___ BRACED FRAME ___ BRICK ___ STONE ___ BALLOON FRAME
___ CONCRETE ___ STEEL ___ LOG ___ PLANK WALL ___ PLATFORM FRAME
[X] FRAME CONSTRUCTION - TYPE UNKNOWN ___ OTHER

20. CHIMNEY PLACEMENT:

[X] INTERIOR ___ INTERIOR FRONT/REAR ___ CENTER ___ INTERIOR END ___ EXTERIOR
___ OTHER

21. ROOF CONFIGURATION:

___ GABLE SIDE [X] GABLE FRONT ___ HIP ___ MANSARD ___ FLAT
___ GAMBREL ___ PARAPET GABLE ___ SHED ___ CROSS GABLE
___ COMPOUND ___ OTHER

22. ROOF MATERIAL: ___ WOOD [X] METAL ___ TILE ___ SLATE ___ ASPHALT ___ ASBESTOS

23. EXTERIOR WALL MATERIALS:

___ CLAPBOARD ___ BRICK ___ FLUSH SHEATHING ___ WOOD SHINGLE ___ STONE
___ LOG ___ PRESSED METAL ___ CONCRETE ___ STUCCO ___ ASPHALT
___ GRANITE ___ ASBESTOS ___ TERRA COTTA ___ BOARD AND BATTEN [X] ALUMINUM/VINYL
___ OTHER

24. FOUNDATION MATERIAL:

[X] FIELDSTONE ___ BRICK ___ WOOD ___ CONCRETE ___ GRANITE ___ ORNAMENTAL CONC. BLOCK
___ OTHER

25. OUTBUILDINGS/FEATURES:

___ CARRIAGE HOUSE ___ FENCE OR WALL ___ CEMETERY ___ BARN (CONNECTED)
___ BARN (DETACHED) ___ FORMAL GARDEN ___ LANDSCAPE/PLANT MAT ___ ARCHAEOLOGICAL SITE
[X] GARAGE ___ OTHER

HISTORICAL DATA

26. DOCUMENTED DATE OF CONSTRUCTION: _____ 27. ESTIMATED DATE OF CONSTRUCTION: 1890

28. DATE MAJOR ADDITIONS/ALTERATIONS: _____

29. ARCHITECT: _____ 30. CONTRACTOR: _____

31. ORIGINAL OWNER: _____

32. SUBSEQUENT SIGNIFICANT OWNER: _____ DATES: _____

33. CULTURAL/ETHNIC AFFILIATION:

___ ENGLISH ___ FRENCH ACADIAN ___ NATIVE AMERICAN ___ SCOTTISH ___ FRENCH CANADIAN
___ EAST EUROPEAN ___ IRISH ___ OTHER

34. HISTORIC CONTEXT(S):

___ COMMERCE ___ INDUSTRY ___ TRANSPORTATION ___ AGRICULTURE ___ MILITARY
___ RELIGION ___ CIVIC AFFAIRS ___ RECREATION ___ HABITATION ___ EDUCATION
___ ART, LIT, SCIENCE ___ SOCIAL

35. COMMENTS/SOURCES: _____

36. HISTORICAL DRAWINGS EXIST: ___ YES [X] NO 37. KIT HOUSE ___ YES [X] NO 38. PATTERN BOOK HOUSE ___ YES [X] NO

ENVIRONMENTAL DATA

39. SITE INTEGRITY: [X] ORIGINAL ___ MOVED DATE MOVED _____

40. SETTING: ___ RURAL/UNDISTURBED [X] RURAL/BUILT UP ___ SMALL TOWN ___ URBAN ___ SUBURBAN

41. QUADRANGLE MAP USED: Bingham

42. UTM NORTHING: 5631844.73708753 43. UTM EASTING: -7785904.9126362

44. FACADE DIRECTION (CIRCLE ONE): N S E W NE NW (SE) SW

=====
MHPC USE ONLY

DATE ENTERED IN INVENTORY: _____ PHOTO FILE #: _____

NR STATUS: ___ L ___ HD ___ E ___ NE ___ ND REVIEWER _____

DATA SOURCE: ___ HPF ___ CLG ___ R&C ___ STAFF ___ STATE SURVEY OTHER _____ LEVEL OF SURVEY: ___ R ___ I

MHPC USE ONLY

INVENTORY NO.

MAINE HISTORIC PRESERVATION COMMISSION Historic Building/Structure Survey Form

1. PROPERTY NAME (HISTORIC): _____
2. PROPERTY NAME (OTHER): _____
3. STREET ADDRESS: 478 Rowe Pond Road
4. TOWN: Pleasant Ridge Plt 5. COUNTY: Somerset
6. DATE RECORDED: 4/7/2021 7. SURVEYOR: Andrade, Melissa
8. OWNER NAME: _____ 9. ADDRESS: _____

10. PRIMARY USE (PRESENT):
- | | | | |
|---|---------------------------------------|--|--------------------------------------|
| <input checked="" type="checkbox"/> SINGLE FAMILY | <input type="checkbox"/> AGRICULTURE | <input type="checkbox"/> COMMERCIAL/TRADE | <input type="checkbox"/> FUNERARY |
| <input type="checkbox"/> MULTI-FAMILY | <input type="checkbox"/> GOVERNMENTAL | <input type="checkbox"/> EDUCATION | <input type="checkbox"/> HEALTH CARE |
| <input type="checkbox"/> INDUSTRY | <input type="checkbox"/> RELIGIOUS | <input type="checkbox"/> HOTEL | <input type="checkbox"/> LANDSCAPE |
| <input type="checkbox"/> TRANSPORTATION | <input type="checkbox"/> DEFENSE | <input type="checkbox"/> SUMMER COTTAGE/CAMP | <input type="checkbox"/> SOCIAL |
| <input type="checkbox"/> RECREATION/CULTURE | <input type="checkbox"/> UNKNOWN | | |
| <input type="checkbox"/> OTHER _____ | | | |

11. CONDITION: GOOD FAIR POOR DESTROYED, DATE _____

ARCHITECTURAL DATA

12. PRIMARY STYLISTIC CATEGORY:
- | | | | |
|---|--|--|--|
| <input type="checkbox"/> GEORGIAN | <input type="checkbox"/> STICK STYLE | <input type="checkbox"/> 19 TH /20 TH C. REVIVAL | <input type="checkbox"/> MODERN/CONTEMPORARY |
| <input type="checkbox"/> FEDERAL | <input type="checkbox"/> QUEEN ANNE | <input type="checkbox"/> COMMERCIAL STYLE | <input type="checkbox"/> MINIMAL TRADITIONAL |
| <input type="checkbox"/> GREEK REVIVAL | <input type="checkbox"/> SHINGLE STYLE | <input type="checkbox"/> CRAFTSMAN | <input type="checkbox"/> RANCH |
| <input type="checkbox"/> GOTHIC REVIVAL | <input type="checkbox"/> ROMANESQUE | <input type="checkbox"/> ART DECO / MODERNE | <input type="checkbox"/> SPLIT LEVEL |
| <input type="checkbox"/> ITALIANATE | <input type="checkbox"/> NEO-CLASSICAL REV | <input type="checkbox"/> INTERNATIONAL | <input checked="" type="checkbox"/> VERNACULAR |
| <input type="checkbox"/> SECOND EMPIRE | <input type="checkbox"/> RENAISSANCE REV | <input type="checkbox"/> OTHER _____ | |

13. SECONDARY STYLISTIC CATEGORY:
- | | | | |
|---|--|--|--|
| <input type="checkbox"/> GEORGIAN | <input type="checkbox"/> STICK STYLE | <input type="checkbox"/> 19 TH /20 TH C. REVIVAL | <input type="checkbox"/> MODERN/CONTEMPORARY |
| <input type="checkbox"/> FEDERAL | <input type="checkbox"/> QUEEN ANNE | <input type="checkbox"/> COMMERCIAL STYLE | <input type="checkbox"/> MINIMAL TRADITIONAL |
| <input type="checkbox"/> GREEK REVIVAL | <input type="checkbox"/> SHINGLE STYLE | <input type="checkbox"/> CRAFTSMAN | <input type="checkbox"/> RANCH |
| <input type="checkbox"/> GOTHIC REVIVAL | <input type="checkbox"/> ROMANESQUE | <input type="checkbox"/> ART DECO / MODERNE | <input type="checkbox"/> SPLIT LEVEL |
| <input type="checkbox"/> ITALIANATE | <input type="checkbox"/> NEO-CLASSICAL REV | <input type="checkbox"/> INTERNATIONAL | <input type="checkbox"/> VERNACULAR |
| <input type="checkbox"/> SECOND EMPIRE | <input type="checkbox"/> RENAISSANCE REV | <input type="checkbox"/> OTHER _____ | |

14. HEIGHT:
- 1 STORY 1 1/2 STORY 2 STORY 2 1/2 STORY 3 STORY 4 STORY
- 5 STORY OVER 5 (_____)

15. PRIMARY FACADE WIDTH (MAIN BLOCK; USE GROUND FLOOR):
- 1 BAY 2 BAY 3 BAY 4 BAY 5 BAY MORE THAN 5 (_____)

16. APPENDAGES: SIDE ELL REAR ELL FRONT ADDED STORIES SHED
- DORMERS PORCH TOWER CUPOLA BAY WINDOW

PHOTOGRAPH:



17. PORCH:

ATTACHED ENGAGED ONE STORY MORE THAN ONE STORY
 FULL WIDTH WRAPAROUND SLEEPING PORCH SECONDARY PORCH

18. PLAN OR FORM

HALL AND PARLOR 1/2 CAPE CAPE CENTRAL HALL 2-STORY DOUBLE PILE
 SIDE HALL BACK HALL IRREGULAR FOURSQUARE BUNGALOW
 MOBILE HOME MODULAR OTHER rectangular

19. PRIMARY STRUCTURAL SYSTEM:

TIMBER FRAME BRACED FRAME BRICK STONE BALLOON FRAME
 CONCRETE STEEL LOG PLANK WALL PLATFORM FRAME
 FRAME CONSTRUCTION - TYPE UNKNOWN OTHER _____

20. CHIMNEY PLACEMENT:

INTERIOR INTERIOR FRONT/REAR CENTER INTERIOR END EXTERIOR
 OTHER _____

21. ROOF CONFIGURATION:

GABLE SIDE GABLE FRONT HIP MANSARD FLAT
 GAMBREL PARAPET GABLE SHED CROSS GABLE
 COMPOUND OTHER _____

22. ROOF MATERIAL: WOOD METAL TILE SLATE ASPHALT ASBESTOS

23. EXTERIOR WALL MATERIALS:

CLAPBOARD BRICK FLUSH SHEATHING WOOD SHINGLE STONE
 LOG PRESSED METAL CONCRETE STUCCO ASPHALT
 GRANITE ASBESTOS TERRA COTTA BOARD AND BATTEN ALUMINUM/VINYL
 OTHER _____

24. FOUNDATION MATERIAL:

FIELDSTONE BRICK WOOD CONCRETE GRANITE ORNAMENTAL CONC. BLOCK
 OTHER not visible

25. OUTBUILDINGS/FEATURES:

CARRIAGE HOUSE FENCE OR WALL CEMETERY BARN (CONNECTED)
 BARN (DETACHED) FORMAL GARDEN LANDSCAPE/PLANT MAT ARCHAEOLOGICAL SITE
 GARAGE OTHER _____

HISTORICAL DATA

26. DOCUMENTED DATE OF CONSTRUCTION: _____ 27. ESTIMATED DATE OF CONSTRUCTION: 1940

28. DATE MAJOR ADDITIONS/ALTERATIONS: _____

29. ARCHITECT: _____ 30. CONTRACTOR: _____

31. ORIGINAL OWNER: _____

32. SUBSEQUENT SIGNIFICANT OWNER: _____ DATES: _____

33. CULTURAL/ETHNIC AFFILIATION:

ENGLISH FRENCH ACADIAN NATIVE AMERICAN SCOTTISH FRENCH CANADIAN
 EAST EUROPEAN IRISH OTHER _____

34. HISTORIC CONTEXT(S):

COMMERCE INDUSTRY TRANSPORTATION AGRICULTURE MILITARY
 RELIGION CIVIC AFFAIRS RECREATION HABITATION EDUCATION
 ART, LIT, SCIENCE SOCIAL

35. COMMENTS/SOURCES: _____

36. HISTORICAL DRAWINGS EXIST: YES NO 37. KIT HOUSE YES NO 38. PATTERN BOOK HOUSE YES NO

ENVIRONMENTAL DATA

39. SITE INTEGRITY: ORIGINAL MOVED DATE MOVED _____

40. SETTING: RURAL/UNDISTURBED RURAL/BUILT UP SMALL TOWN URBAN SUBURBAN

41. QUADRANGLE MAP USED: Bingham

42. UTM NORTHING: 5634164.81209966 43. UTM EASTING: -7789441.44650309

44. FACADE DIRECTION (CIRCLE ONE): N (S) E W NE NW SE SW

=====

MHPC USE ONLY

DATE ENTERED IN INVENTORY: _____ PHOTO FILE #: _____

NR STATUS: L HD E NE ND REVIEWER _____

DATA SOURCE: HPF CLG R&C STAFF STATE SURVEY OTHER _____ LEVEL OF SURVEY: R I

MHPC USE ONLY

INVENTORY NO.

MAINE HISTORIC PRESERVATION COMMISSION Historic Building/Structure Survey Form

1. PROPERTY NAME (HISTORIC): _____
2. PROPERTY NAME (OTHER): _____
3. STREET ADDRESS: 7 Rowe Pond Road
4. TOWN: Pleasant Ridge Plt 5. COUNTY: Somerset
6. DATE RECORDED: 4/7/2021 7. SURVEYOR: Andrade, Melissa
8. OWNER NAME: _____ 9. ADDRESS: _____

10. PRIMARY USE (PRESENT):
- | | | | |
|---|---------------------------------------|--|--------------------------------------|
| <input checked="" type="checkbox"/> SINGLE FAMILY | <input type="checkbox"/> AGRICULTURE | <input type="checkbox"/> COMMERCIAL/TRADE | <input type="checkbox"/> FUNERARY |
| <input type="checkbox"/> MULTI-FAMILY | <input type="checkbox"/> GOVERNMENTAL | <input type="checkbox"/> EDUCATION | <input type="checkbox"/> HEALTH CARE |
| <input type="checkbox"/> INDUSTRY | <input type="checkbox"/> RELIGIOUS | <input type="checkbox"/> HOTEL | <input type="checkbox"/> LANDSCAPE |
| <input type="checkbox"/> TRANSPORTATION | <input type="checkbox"/> DEFENSE | <input type="checkbox"/> SUMMER COTTAGE/CAMP | <input type="checkbox"/> SOCIAL |
| <input type="checkbox"/> RECREATION/CULTURE | <input type="checkbox"/> UNKNOWN | | |
| <input type="checkbox"/> OTHER _____ | | | |

11. CONDITION: GOOD FAIR POOR DESTROYED, DATE _____

ARCHITECTURAL DATA

12. PRIMARY STYLISTIC CATEGORY:
- | | | | |
|---|--|--|--|
| <input type="checkbox"/> GEORGIAN | <input type="checkbox"/> STICK STYLE | <input type="checkbox"/> 19 TH /20 TH C. REVIVAL | <input type="checkbox"/> MODERN/CONTEMPORARY |
| <input type="checkbox"/> FEDERAL | <input type="checkbox"/> QUEEN ANNE | <input type="checkbox"/> COMMERCIAL STYLE | <input type="checkbox"/> MINIMAL TRADITIONAL |
| <input type="checkbox"/> GREEK REVIVAL | <input type="checkbox"/> SHINGLE STYLE | <input type="checkbox"/> CRAFTSMAN | <input type="checkbox"/> RANCH |
| <input type="checkbox"/> GOTHIC REVIVAL | <input type="checkbox"/> ROMANESQUE | <input type="checkbox"/> ART DECO / MODERNE | <input type="checkbox"/> SPLIT LEVEL |
| <input type="checkbox"/> ITALIANATE | <input type="checkbox"/> NEO-CLASSICAL REV | <input type="checkbox"/> INTERNATIONAL | <input checked="" type="checkbox"/> VERNACULAR |
| <input type="checkbox"/> SECOND EMPIRE | <input type="checkbox"/> RENAISSANCE REV | <input type="checkbox"/> OTHER _____ | |

13. SECONDARY STYLISTIC CATEGORY:
- | | | | |
|---|--|--|--|
| <input type="checkbox"/> GEORGIAN | <input type="checkbox"/> STICK STYLE | <input type="checkbox"/> 19 TH /20 TH C. REVIVAL | <input type="checkbox"/> MODERN/CONTEMPORARY |
| <input type="checkbox"/> FEDERAL | <input type="checkbox"/> QUEEN ANNE | <input type="checkbox"/> COMMERCIAL STYLE | <input type="checkbox"/> MINIMAL TRADITIONAL |
| <input type="checkbox"/> GREEK REVIVAL | <input type="checkbox"/> SHINGLE STYLE | <input type="checkbox"/> CRAFTSMAN | <input type="checkbox"/> RANCH |
| <input type="checkbox"/> GOTHIC REVIVAL | <input type="checkbox"/> ROMANESQUE | <input type="checkbox"/> ART DECO / MODERNE | <input type="checkbox"/> SPLIT LEVEL |
| <input type="checkbox"/> ITALIANATE | <input type="checkbox"/> NEO-CLASSICAL REV | <input type="checkbox"/> INTERNATIONAL | <input type="checkbox"/> VERNACULAR |
| <input type="checkbox"/> SECOND EMPIRE | <input type="checkbox"/> RENAISSANCE REV | <input type="checkbox"/> OTHER _____ | |

14. HEIGHT:
- 1 STORY 1 1/2 STORY 2 STORY 2 1/2 STORY 3 STORY 4 STORY
- 5 STORY OVER 5 (_____)

15. PRIMARY FACADE WIDTH (MAIN BLOCK; USE GROUND FLOOR):
- 1 BAY 2 BAY 3 BAY 4 BAY 5 BAY MORE THAN 5 (_____)

16. APPENDAGES: SIDE ELL REAR ELL FRONT ADDED STORIES SHED
- DORMERS PORCH TOWER CUPOLA BAY WINDOW

PHOTOGRAPH:



17. PORCH:

ATTACHED ENGAGED ONE STORY MORE THAN ONE STORY
 FULL WIDTH WRAPAROUND SLEEPING PORCH SECONDARY PORCH

18. PLAN OR FORM

HALL AND PARLOR 1/2 CAPE CAPE CENTRAL HALL 2-STORY DOUBLE PILE
 SIDE HALL BACK HALL IRREGULAR FOURSQUARE BUNGALOW
 MOBILE HOME MODULAR OTHER rectangular

19. PRIMARY STRUCTURAL SYSTEM:

TIMBER FRAME BRACED FRAME BRICK STONE BALLOON FRAME
 CONCRETE STEEL LOG PLANK WALL PLATFORM FRAME
 FRAME CONSTRUCTION - TYPE UNKNOWN OTHER

20. CHIMNEY PLACEMENT:

INTERIOR INTERIOR FRONT/REAR CENTER INTERIOR END EXTERIOR
 OTHER

21. ROOF CONFIGURATION:

GABLE SIDE GABLE FRONT HIP MANSARD FLAT
 GAMBREL PARAPET GABLE SHED CROSS GABLE
 COMPOUND OTHER

22. ROOF MATERIAL: WOOD METAL TILE SLATE ASPHALT ASBESTOS

23. EXTERIOR WALL MATERIALS:

CLAPBOARD BRICK FLUSH SHEATHING WOOD SHINGLE STONE
 LOG PRESSED METAL CONCRETE STUCCO ASPHALT
 GRANITE ASBESTOS TERRA COTTA BOARD AND BATTEN ALUMINUM/VINYL
 OTHER

24. FOUNDATION MATERIAL:

FIELDSTONE BRICK WOOD CONCRETE GRANITE ORNAMENTAL CONC. BLOCK
 OTHER not visible

25. OUTBUILDINGS/FEATURES:

CARRIAGE HOUSE FENCE OR WALL CEMETERY BARN (CONNECTED)
 BARN (DETACHED) FORMAL GARDEN LANDSCAPE/PLANT MAT ARCHAEOLOGICAL SITE
 GARAGE OTHER

HISTORICAL DATA

26. DOCUMENTED DATE OF CONSTRUCTION: _____ 27. ESTIMATED DATE OF CONSTRUCTION: 1940

28. DATE MAJOR ADDITIONS/ALTERATIONS: _____

29. ARCHITECT: _____ 30. CONTRACTOR: _____

31. ORIGINAL OWNER: _____

32. SUBSEQUENT SIGNIFICANT OWNER: _____ DATES: _____

33. CULTURAL/ETHNIC AFFILIATION:

ENGLISH FRENCH ACADIAN NATIVE AMERICAN SCOTTISH FRENCH CANADIAN
 EAST EUROPEAN IRISH OTHER

34. HISTORIC CONTEXT(S):

COMMERCE INDUSTRY TRANSPORTATION AGRICULTURE MILITARY
 RELIGION CIVIC AFFAIRS RECREATION HABITATION EDUCATION
 ART, LIT, SCIENCE SOCIAL

35. COMMENTS/SOURCES: _____

36. HISTORICAL DRAWINGS EXIST: YES NO 37. KIT HOUSE YES NO 38. PATTERN BOOK HOUSE YES NO

ENVIRONMENTAL DATA

39. SITE INTEGRITY: ORIGINAL MOVED DATE MOVED _____

40. SETTING: RURAL/UNDISTURBED RURAL/BUILT UP SMALL TOWN URBAN SUBURBAN

41. QUADRANGLE MAP USED: Bingham

42. UTM NORTHING: 5634833.2466398 43. UTM EASTING: -7789595.72723094

44. FACADE DIRECTION (CIRCLE ONE): N S **(E)** W NE NW SE SW

=====
MHPC USE ONLY

DATE ENTERED IN INVENTORY: _____ PHOTO FILE #: _____

NR STATUS: L HD E NE ND REVIEWER _____

DATA SOURCE: HPF CLG R&C STAFF STATE SURVEY OTHER _____ LEVEL OF SURVEY: R I

17. PORCH:

ATTACHED ENGAGED ONE STORY MORE THAN ONE STORY
 FULL WIDTH WRAPAROUND SLEEPING PORCH SECONDARY PORCH

18. PLAN OR FORM

HALL AND PARLOR 1/2 CAPE CAPE CENTRAL HALL 2-STORY DOUBLE PILE
 SIDE HALL BACK HALL IRREGULAR FOURSQUARE BUNGALOW
 MOBILE HOME MODULAR OTHER rectangular

19. PRIMARY STRUCTURAL SYSTEM:

TIMBER FRAME BRACED FRAME BRICK STONE BALLOON FRAME
 CONCRETE STEEL LOG PLANK WALL PLATFORM FRAME
 FRAME CONSTRUCTION - TYPE UNKNOWN OTHER

20. CHIMNEY PLACEMENT:

INTERIOR INTERIOR FRONT/REAR CENTER INTERIOR END EXTERIOR
 OTHER

21. ROOF CONFIGURATION:

GABLE SIDE GABLE FRONT HIP MANSARD FLAT
 GAMBREL PARAPET GABLE SHED CROSS GABLE
 COMPOUND OTHER

22. ROOF MATERIAL: WOOD METAL TILE SLATE ASPHALT ASBESTOS

23. EXTERIOR WALL MATERIALS:

CLAPBOARD BRICK FLUSH SHEATHING WOOD SHINGLE STONE
 LOG PRESSED METAL CONCRETE STUCCO ASPHALT
 GRANITE ASBESTOS TERRA COTTA BOARD AND BATTEN ALUMINUM/VINYL
 OTHER

24. FOUNDATION MATERIAL:

FIELDSTONE BRICK WOOD CONCRETE GRANITE ORNAMENTAL CONC. BLOCK
 OTHER not visible

25. OUTBUILDINGS/FEATURES:

CARRIAGE HOUSE FENCE OR WALL CEMETERY BARN (CONNECTED)
 BARN (DETACHED) FORMAL GARDEN LANDSCAPE/PLANT MAT ARCHAEOLOGICAL SITE
 GARAGE OTHER

HISTORICAL DATA

26. DOCUMENTED DATE OF CONSTRUCTION: _____ 27. ESTIMATED DATE OF CONSTRUCTION: 1930

28. DATE MAJOR ADDITIONS/ALTERATIONS: _____

29. ARCHITECT: _____ 30. CONTRACTOR: _____

31. ORIGINAL OWNER: _____

32. SUBSEQUENT SIGNIFICANT OWNER: _____ DATES: _____

33. CULTURAL/ETHNIC AFFILIATION:

ENGLISH FRENCH ACADIAN NATIVE AMERICAN SCOTTISH FRENCH CANADIAN
 EAST EUROPEAN IRISH OTHER

34. HISTORIC CONTEXT(S):

COMMERCE INDUSTRY TRANSPORTATION AGRICULTURE MILITARY
 RELIGION CIVIC AFFAIRS RECREATION HABITATION EDUCATION
 ART, LIT, SCIENCE SOCIAL

35. COMMENTS/SOURCES: _____

36. HISTORICAL DRAWINGS EXIST: YES NO 37. KIT HOUSE YES NO 38. PATTERN BOOK HOUSE YES NO

ENVIRONMENTAL DATA

39. SITE INTEGRITY: ORIGINAL MOVED DATE MOVED _____

40. SETTING: RURAL/UNDISTURBED RURAL/BUILT UP SMALL TOWN URBAN SUBURBAN

41. QUADRANGLE MAP USED: Caratunk

42. UTM NORTHING: 5641716.53585114 43. UTM EASTING: -7787697.33177754

44. FACADE DIRECTION (CIRCLE ONE): N S E W NE NW SE (SW)

=====
MHPC USE ONLY

DATE ENTERED IN INVENTORY: _____ PHOTO FILE #: _____

NR STATUS: L HD E NE ND REVIEWER _____

DATA SOURCE: HPF CLG R&C STAFF STATE SURVEY OTHER _____ LEVEL OF SURVEY: R I

MHPC USE ONLY

INVENTORY NO.

MAINE HISTORIC PRESERVATION COMMISSION Historic Building/Structure Survey Form

1. PROPERTY NAME (HISTORIC): _____

2. PROPERTY NAME (OTHER): _____

3. STREET ADDRESS: 7 Rowe Pond Road

4. TOWN: Pleasant Ridge Plt 5. COUNTY: Somerset

6. DATE RECORDED: 4/7/2021 7. SURVEYOR: Andrade, Melissa

8. OWNER NAME: _____ 9. ADDRESS: _____

10. PRIMARY USE (PRESENT):
- | | | | |
|--|---------------------------------------|--|--------------------------------------|
| <input type="checkbox"/> SINGLE FAMILY | <input type="checkbox"/> AGRICULTURE | <input type="checkbox"/> COMMERCIAL/TRADE | <input type="checkbox"/> FUNERARY |
| <input type="checkbox"/> MULTI-FAMILY | <input type="checkbox"/> GOVERNMENTAL | <input type="checkbox"/> EDUCATION | <input type="checkbox"/> HEALTH CARE |
| <input type="checkbox"/> INDUSTRY | <input type="checkbox"/> RELIGIOUS | <input type="checkbox"/> HOTEL | <input type="checkbox"/> LANDSCAPE |
| <input checked="" type="checkbox"/> TRANSPORTATION | <input type="checkbox"/> DEFENSE | <input type="checkbox"/> SUMMER COTTAGE/CAMP | <input type="checkbox"/> SOCIAL |
| <input type="checkbox"/> RECREATION/CULTURE | <input type="checkbox"/> UNKNOWN | | |
| <input type="checkbox"/> OTHER _____ | | | |

11. CONDITION: GOOD FAIR POOR DESTROYED, DATE _____

ARCHITECTURAL DATA

12. PRIMARY STYLISTIC CATEGORY:
- | | | | |
|---|--|--|--|
| <input type="checkbox"/> GEORGIAN | <input type="checkbox"/> STICK STYLE | <input type="checkbox"/> 19 TH /20 TH C. REVIVAL | <input type="checkbox"/> MODERN/CONTEMPORARY |
| <input type="checkbox"/> FEDERAL | <input type="checkbox"/> QUEEN ANNE | <input type="checkbox"/> COMMERCIAL STYLE | <input type="checkbox"/> MINIMAL TRADITIONAL |
| <input type="checkbox"/> GREEK REVIVAL | <input type="checkbox"/> SHINGLE STYLE | <input type="checkbox"/> CRAFTSMAN | <input type="checkbox"/> RANCH |
| <input type="checkbox"/> GOTHIC REVIVAL | <input type="checkbox"/> ROMANESQUE | <input type="checkbox"/> ART DECO / MODERNE | <input type="checkbox"/> SPLIT LEVEL |
| <input type="checkbox"/> ITALIANATE | <input type="checkbox"/> NEO-CLASSICAL REV | <input type="checkbox"/> INTERNATIONAL | <input checked="" type="checkbox"/> VERNACULAR |
| <input type="checkbox"/> SECOND EMPIRE | <input type="checkbox"/> RENAISSANCE REV | <input type="checkbox"/> OTHER _____ | |

13. SECONDARY STYLISTIC CATEGORY:
- | | | | |
|---|--|--|--|
| <input type="checkbox"/> GEORGIAN | <input type="checkbox"/> STICK STYLE | <input type="checkbox"/> 19 TH /20 TH C. REVIVAL | <input type="checkbox"/> MODERN/CONTEMPORARY |
| <input type="checkbox"/> FEDERAL | <input type="checkbox"/> QUEEN ANNE | <input type="checkbox"/> COMMERCIAL STYLE | <input type="checkbox"/> MINIMAL TRADITIONAL |
| <input type="checkbox"/> GREEK REVIVAL | <input type="checkbox"/> SHINGLE STYLE | <input type="checkbox"/> CRAFTSMAN | <input type="checkbox"/> RANCH |
| <input type="checkbox"/> GOTHIC REVIVAL | <input type="checkbox"/> ROMANESQUE | <input type="checkbox"/> ART DECO / MODERNE | <input type="checkbox"/> SPLIT LEVEL |
| <input type="checkbox"/> ITALIANATE | <input type="checkbox"/> NEO-CLASSICAL REV | <input type="checkbox"/> INTERNATIONAL | <input type="checkbox"/> VERNACULAR |
| <input type="checkbox"/> SECOND EMPIRE | <input type="checkbox"/> RENAISSANCE REV | <input type="checkbox"/> OTHER _____ | |

14. HEIGHT: 1 STORY 1 1/2 STORY 2 STORY 2 1/2 STORY 3 STORY 4 STORY
 5 STORY OVER 5 (_____)

15. PRIMARY FACADE WIDTH (MAIN BLOCK; USE GROUND FLOOR):
 1 BAY 2 BAY 3 BAY 4 BAY 5 BAY MORE THAN 5 (_____)

16. APPENDAGES: SIDE ELL REAR ELL FRONT ADDED STORIES SHED
 DORMERS PORCH TOWER CUPOLA BAY WINDOW

PHOTOGRAPH:



17. PORCH:

___ ATTACHED ___ ENGAGED ___ ONE STORY ___ MORE THAN ONE STORY
___ FULL WIDTH ___ WRAPAROUND ___ SLEEPING PORCH ___ SECONDARY PORCH

18. PLAN OR FORM

___ HALL AND PARLOR ___ 1/2 CAPE ___ CAPE ___ CENTRAL HALL ___ 2-STORY DOUBLE PILE
___ SIDE HALL ___ BACK HALL ___ IRREGULAR ___ FOURSQUARE ___ BUNGALOW
___ MOBILE HOME ___ MODULAR [X] OTHER rectangular

19. PRIMARY STRUCTURAL SYSTEM:

___ TIMBER FRAME ___ BRACED FRAME ___ BRICK ___ STONE [X] BALLOON FRAME
___ CONCRETE ___ STEEL ___ LOG ___ PLANK WALL ___ PLATFORM FRAME
___ FRAME CONSTRUCTION - TYPE UNKNOWN ___ OTHER

20. CHIMNEY PLACEMENT:

___ INTERIOR ___ INTERIOR FRONT/REAR ___ CENTER ___ INTERIOR END [X] EXTERIOR
___ OTHER

21. ROOF CONFIGURATION:

___ GABLE SIDE [X] GABLE FRONT ___ HIP ___ MANSARD ___ FLAT
___ GAMBREL ___ PARAPET GABLE ___ SHED ___ CROSS GABLE
___ COMPOUND ___ OTHER

22. ROOF MATERIAL:

___ WOOD [X] METAL ___ TILE ___ SLATE ___ ASPHALT ___ ASBESTOS

23. EXTERIOR WALL MATERIALS:

___ CLAPBOARD ___ BRICK ___ FLUSH SHEATHING ___ WOOD SHINGLE ___ STONE
___ LOG ___ PRESSED METAL ___ CONCRETE ___ STUCCO [X] ASPHALT
___ GRANITE ___ ASBESTOS ___ TERRA COTTA ___ BOARD AND BATTEN ___ ALUMINUM/VINYL
___ OTHER

24. FOUNDATION MATERIAL:

___ FIELDSTONE ___ BRICK ___ WOOD ___ CONCRETE ___ GRANITE ___ ORNAMENTAL CONC. BLOCK
[X] OTHER not visible

25. OUTBUILDINGS/FEATURES:

___ CARRIAGE HOUSE ___ FENCE OR WALL ___ CEMETERY ___ BARN (CONNECTED)
___ BARN (DETACHED) ___ FORMAL GARDEN ___ LANDSCAPE/PLANT MAT ___ ARCHAEOLOGICAL SITE
___ GARAGE ___ OTHER

HISTORICAL DATA

26. DOCUMENTED DATE OF CONSTRUCTION: _____ 27. ESTIMATED DATE OF CONSTRUCTION: 1940

28. DATE MAJOR ADDITIONS/ALTERATIONS: _____

29. ARCHITECT: _____ 30. CONTRACTOR: _____

31. ORIGINAL OWNER: _____

32. SUBSEQUENT SIGNIFICANT OWNER: _____ DATES: _____

33. CULTURAL/ETHNIC AFFILIATION:

___ ENGLISH ___ FRENCH ACADIAN ___ NATIVE AMERICAN ___ SCOTTISH ___ FRENCH CANADIAN
___ EAST EUROPEAN ___ IRISH ___ OTHER

34. HISTORIC CONTEXT(S):

___ COMMERCE ___ INDUSTRY ___ TRANSPORTATION ___ AGRICULTURE ___ MILITARY
___ RELIGION ___ CIVIC AFFAIRS ___ RECREATION ___ HABITATION ___ EDUCATION
___ ART, LIT, SCIENCE ___ SOCIAL

35. COMMENTS/SOURCES: _____

36. HISTORICAL DRAWINGS EXIST: ___ YES [X] NO 37. KIT HOUSE ___ YES [X] NO 38. PATTERN BOOK HOUSE ___ YES [X] NO

ENVIRONMENTAL DATA

39. SITE INTEGRITY: [X] ORIGINAL ___ MOVED DATE MOVED _____

40. SETTING: [X] RURAL/UNDISTURBED ___ RURAL/BUILT UP ___ SMALL TOWN ___ URBAN ___ SUBURBAN

41. QUADRANGLE MAP USED: Bingham

42. UTM NORTHING: 5634848.61485508 43. UTM EASTING: -7789624.69182866

44. FACADE DIRECTION (CIRCLE ONE): N S E W (NE) NW SE SW

=====
MHPC USE ONLY

DATE ENTERED IN INVENTORY: _____ PHOTO FILE #: _____

NR STATUS: ___ L ___ HD ___ E ___ NE ___ ND REVIEWER _____

DATA SOURCE: ___ HPF ___ CLG ___ R&C ___ STAFF ___ STATE SURVEY OTHER _____ LEVEL OF SURVEY: ___ R ___ I

MHPC USE ONLY

INVENTORY NO.

MAINE HISTORIC PRESERVATION COMMISSION Historic Building/Structure Survey Form

1. PROPERTY NAME (HISTORIC): _____
2. PROPERTY NAME (OTHER): _____
3. STREET ADDRESS: E side of Rowe Pond Road, approx. 0.34 mile N of Rowe Pond Camps Road
4. TOWN: Pleasant Ridge Plt 5. COUNTY: Somerset
6. DATE RECORDED: 4/7/2021 7. SURVEYOR: Andrade, Melissa
8. OWNER NAME: _____ 9. ADDRESS: _____
10. PRIMARY USE (PRESENT):
- | | | | |
|---|---------------------------------------|---|--------------------------------------|
| <input type="checkbox"/> SINGLE FAMILY | <input type="checkbox"/> AGRICULTURE | <input type="checkbox"/> COMMERCIAL/TRADE | <input type="checkbox"/> FUNERARY |
| <input type="checkbox"/> MULTI-FAMILY | <input type="checkbox"/> GOVERNMENTAL | <input type="checkbox"/> EDUCATION | <input type="checkbox"/> HEALTH CARE |
| <input type="checkbox"/> INDUSTRY | <input type="checkbox"/> RELIGIOUS | <input type="checkbox"/> HOTEL | <input type="checkbox"/> LANDSCAPE |
| <input type="checkbox"/> TRANSPORTATION | <input type="checkbox"/> DEFENSE | <input checked="" type="checkbox"/> SUMMER COTTAGE/CAMP | <input type="checkbox"/> SOCIAL |
| <input type="checkbox"/> RECREATION/CULTURE | <input type="checkbox"/> UNKNOWN | | |
| <input type="checkbox"/> OTHER _____ | | | |
11. CONDITION: GOOD FAIR POOR DESTROYED, DATE _____

ARCHITECTURAL DATA

12. PRIMARY STYLISTIC CATEGORY:
- | | | | |
|---|--|--|--|
| <input type="checkbox"/> GEORGIAN | <input type="checkbox"/> STICK STYLE | <input type="checkbox"/> 19 TH /20 TH C. REVIVAL | <input type="checkbox"/> MODERN/CONTEMPORARY |
| <input type="checkbox"/> FEDERAL | <input type="checkbox"/> QUEEN ANNE | <input type="checkbox"/> COMMERCIAL STYLE | <input type="checkbox"/> MINIMAL TRADITIONAL |
| <input type="checkbox"/> GREEK REVIVAL | <input type="checkbox"/> SHINGLE STYLE | <input type="checkbox"/> CRAFTSMAN | <input type="checkbox"/> RANCH |
| <input type="checkbox"/> GOTHIC REVIVAL | <input type="checkbox"/> ROMANESQUE | <input type="checkbox"/> ART DECO / MODERNE | <input type="checkbox"/> SPLIT LEVEL |
| <input type="checkbox"/> ITALIANATE | <input type="checkbox"/> NEO-CLASSICAL REV | <input type="checkbox"/> INTERNATIONAL | <input checked="" type="checkbox"/> VERNACULAR |
| <input type="checkbox"/> SECOND EMPIRE | <input type="checkbox"/> RENAISSANCE REV | <input type="checkbox"/> OTHER _____ | |
13. SECONDARY STYLISTIC CATEGORY:
- | | | | |
|---|--|--|--|
| <input type="checkbox"/> GEORGIAN | <input type="checkbox"/> STICK STYLE | <input type="checkbox"/> 19 TH /20 TH C. REVIVAL | <input type="checkbox"/> MODERN/CONTEMPORARY |
| <input type="checkbox"/> FEDERAL | <input type="checkbox"/> QUEEN ANNE | <input type="checkbox"/> COMMERCIAL STYLE | <input type="checkbox"/> MINIMAL TRADITIONAL |
| <input type="checkbox"/> GREEK REVIVAL | <input type="checkbox"/> SHINGLE STYLE | <input type="checkbox"/> CRAFTSMAN | <input type="checkbox"/> RANCH |
| <input type="checkbox"/> GOTHIC REVIVAL | <input type="checkbox"/> ROMANESQUE | <input type="checkbox"/> ART DECO / MODERNE | <input type="checkbox"/> SPLIT LEVEL |
| <input type="checkbox"/> ITALIANATE | <input type="checkbox"/> NEO-CLASSICAL REV | <input type="checkbox"/> INTERNATIONAL | <input type="checkbox"/> VERNACULAR |
| <input type="checkbox"/> SECOND EMPIRE | <input type="checkbox"/> RENAISSANCE REV | <input type="checkbox"/> OTHER _____ | |
14. HEIGHT:
- 1 STORY 1 1/2 STORY 2 STORY 2 1/2 STORY 3 STORY 4 STORY
- 5 STORY OVER 5 (_____)
15. PRIMARY FACADE WIDTH (MAIN BLOCK; USE GROUND FLOOR):
- 1 BAY 2 BAY 3 BAY 4 BAY 5 BAY MORE THAN 5 (_____)
16. APPENDAGES: SIDE ELL REAR ELL FRONT ADDED STORIES SHED
- DORMERS PORCH TOWER CUPOLA BAY WINDOW

PHOTOGRAPH:



17. PORCH:

___ ATTACHED ___ ENGAGED ___ ONE STORY ___ MORE THAN ONE STORY
___ FULL WIDTH ___ WRAPAROUND ___ SLEEPING PORCH ___ SECONDARY PORCH

18. PLAN OR FORM

___ HALL AND PARLOR ___ 1/2 CAPE ___ CAPE ___ CENTRAL HALL ___ 2-STORY DOUBLE PILE
___ SIDE HALL ___ BACK HALL ___ IRREGULAR ___ FOURSQUARE ___ BUNGALOW
___ MOBILE HOME ___ MODULAR [X] OTHER rectangular

19. PRIMARY STRUCTURAL SYSTEM:

___ TIMBER FRAME ___ BRACED FRAME ___ BRICK ___ STONE [X] BALLOON FRAME
___ CONCRETE ___ STEEL ___ LOG ___ PLANK WALL ___ PLATFORM FRAME
___ FRAME CONSTRUCTION - TYPE UNKNOWN ___ OTHER

20. CHIMNEY PLACEMENT:

___ INTERIOR ___ INTERIOR FRONT/REAR ___ CENTER ___ INTERIOR END ___ EXTERIOR
___ OTHER

21. ROOF CONFIGURATION:

___ GABLE SIDE [X] GABLE FRONT ___ HIP ___ MANSARD ___ FLAT
___ GAMBREL ___ PARAPET GABLE ___ SHED ___ CROSS GABLE
___ COMPOUND ___ OTHER

22. ROOF MATERIAL:

___ WOOD [X] METAL ___ TILE ___ SLATE ___ ASPHALT ___ ASBESTOS

23. EXTERIOR WALL MATERIALS:

___ CLAPBOARD ___ BRICK ___ FLUSH SHEATHING ___ WOOD SHINGLE ___ STONE
___ LOG ___ PRESSED METAL ___ CONCRETE ___ STUCCO ___ ASPHALT
___ GRANITE ___ ASBESTOS ___ TERRA COTTA ___ BOARD AND BATTEN ___ ALUMINUM/VINYL
[X] OTHER Vertical Board

24. FOUNDATION MATERIAL:

___ FIELDSTONE ___ BRICK ___ WOOD ___ CONCRETE ___ GRANITE ___ ORNAMENTAL CONC. BLOCK
[X] OTHER not visible

25. OUTBUILDINGS/FEATURES:

___ CARRIAGE HOUSE ___ FENCE OR WALL ___ CEMETERY ___ BARN (CONNECTED)
___ BARN (DETACHED) ___ FORMAL GARDEN ___ LANDSCAPE/PLANT MAT ___ ARCHAEOLOGICAL SITE
___ GARAGE ___ OTHER

HISTORICAL DATA

26. DOCUMENTED DATE OF CONSTRUCTION: _____ 27. ESTIMATED DATE OF CONSTRUCTION: 1920

28. DATE MAJOR ADDITIONS/ALTERATIONS: _____

29. ARCHITECT: _____ 30. CONTRACTOR: _____

31. ORIGINAL OWNER: _____

32. SUBSEQUENT SIGNIFICANT OWNER: _____ DATES: _____

33. CULTURAL/ETHNIC AFFILIATION:

___ ENGLISH ___ FRENCH ACADIAN ___ NATIVE AMERICAN ___ SCOTTISH ___ FRENCH CANADIAN
___ EAST EUROPEAN ___ IRISH ___ OTHER

34. HISTORIC CONTEXT(S):

___ COMMERCE ___ INDUSTRY ___ TRANSPORTATION ___ AGRICULTURE ___ MILITARY
___ RELIGION ___ CIVIC AFFAIRS ___ RECREATION ___ HABITATION ___ EDUCATION
___ ART, LIT, SCIENCE ___ SOCIAL

35. COMMENTS/SOURCES: _____

36. HISTORICAL DRAWINGS EXIST: ___ YES [X] NO 37. KIT HOUSE ___ YES [X] NO 38. PATTERN BOOK HOUSE ___ YES [X] NO

ENVIRONMENTAL DATA

39. SITE INTEGRITY: [X] ORIGINAL ___ MOVED DATE MOVED _____

40. SETTING: [X] RURAL/UNDISTURBED ___ RURAL/BUILT UP ___ SMALL TOWN ___ URBAN ___ SUBURBAN

41. QUADRANGLE MAP USED: Bingham

42. UTM NORTHING: 5640448.63337901 43. UTM EASTING: -7791695.60736924

44. FACADE DIRECTION (CIRCLE ONE): N S (E) W NE NW SE SW

=====
MHPC USE ONLY

DATE ENTERED IN INVENTORY: _____ PHOTO FILE #: _____

NR STATUS: ___ L ___ HD ___ E ___ NE ___ ND REVIEWER _____

DATA SOURCE: ___ HPF ___ CLG ___ R&C ___ STAFF ___ STATE SURVEY OTHER _____ LEVEL OF SURVEY: ___ R ___ I

MHPC USE ONLY

INVENTORY NO.

MAINE HISTORIC PRESERVATION COMMISSION Historic Building/Structure Survey Form

1. PROPERTY NAME (HISTORIC): _____
2. PROPERTY NAME (OTHER): _____
3. STREET ADDRESS: E. Side of Carrying Pond Rd. 300 ft S of 865 Carrying Pond Road
4. TOWN: Pleasant Ridge Plt 5. COUNTY: Somerset
6. DATE RECORDED: 4/7/2021 7. SURVEYOR: Andrade, Melissa
8. OWNER NAME: _____ 9. ADDRESS: _____

10. PRIMARY USE (PRESENT):
- | | | | |
|---|---------------------------------------|--|--------------------------------------|
| <input checked="" type="checkbox"/> SINGLE FAMILY | <input type="checkbox"/> AGRICULTURE | <input type="checkbox"/> COMMERCIAL/TRADE | <input type="checkbox"/> FUNERARY |
| <input type="checkbox"/> MULTI-FAMILY | <input type="checkbox"/> GOVERNMENTAL | <input type="checkbox"/> EDUCATION | <input type="checkbox"/> HEALTH CARE |
| <input type="checkbox"/> INDUSTRY | <input type="checkbox"/> RELIGIOUS | <input type="checkbox"/> HOTEL | <input type="checkbox"/> LANDSCAPE |
| <input type="checkbox"/> TRANSPORTATION | <input type="checkbox"/> DEFENSE | <input type="checkbox"/> SUMMER COTTAGE/CAMP | <input type="checkbox"/> SOCIAL |
| <input type="checkbox"/> RECREATION/CULTURE | <input type="checkbox"/> UNKNOWN | | |
| <input type="checkbox"/> OTHER _____ | | | |

11. CONDITION: GOOD FAIR POOR DESTROYED, DATE _____

ARCHITECTURAL DATA

12. PRIMARY STYLISTIC CATEGORY:
- | | | | |
|---|--|--|--|
| <input type="checkbox"/> GEORGIAN | <input type="checkbox"/> STICK STYLE | <input type="checkbox"/> 19 TH /20 TH C. REVIVAL | <input type="checkbox"/> MODERN/CONTEMPORARY |
| <input type="checkbox"/> FEDERAL | <input type="checkbox"/> QUEEN ANNE | <input type="checkbox"/> COMMERCIAL STYLE | <input type="checkbox"/> MINIMAL TRADITIONAL |
| <input type="checkbox"/> GREEK REVIVAL | <input type="checkbox"/> SHINGLE STYLE | <input type="checkbox"/> CRAFTSMAN | <input type="checkbox"/> RANCH |
| <input type="checkbox"/> GOTHIC REVIVAL | <input type="checkbox"/> ROMANESQUE | <input type="checkbox"/> ART DECO / MODERNE | <input type="checkbox"/> SPLIT LEVEL |
| <input type="checkbox"/> ITALIANATE | <input type="checkbox"/> NEO-CLASSICAL REV | <input type="checkbox"/> INTERNATIONAL | <input checked="" type="checkbox"/> VERNACULAR |
| <input type="checkbox"/> SECOND EMPIRE | <input type="checkbox"/> RENAISSANCE REV | <input type="checkbox"/> OTHER _____ | |

13. SECONDARY STYLISTIC CATEGORY:
- | | | | |
|---|--|--|--|
| <input type="checkbox"/> GEORGIAN | <input type="checkbox"/> STICK STYLE | <input type="checkbox"/> 19 TH /20 TH C. REVIVAL | <input type="checkbox"/> MODERN/CONTEMPORARY |
| <input type="checkbox"/> FEDERAL | <input type="checkbox"/> QUEEN ANNE | <input type="checkbox"/> COMMERCIAL STYLE | <input type="checkbox"/> MINIMAL TRADITIONAL |
| <input type="checkbox"/> GREEK REVIVAL | <input type="checkbox"/> SHINGLE STYLE | <input type="checkbox"/> CRAFTSMAN | <input type="checkbox"/> RANCH |
| <input type="checkbox"/> GOTHIC REVIVAL | <input type="checkbox"/> ROMANESQUE | <input type="checkbox"/> ART DECO / MODERNE | <input type="checkbox"/> SPLIT LEVEL |
| <input type="checkbox"/> ITALIANATE | <input type="checkbox"/> NEO-CLASSICAL REV | <input type="checkbox"/> INTERNATIONAL | <input type="checkbox"/> VERNACULAR |
| <input type="checkbox"/> SECOND EMPIRE | <input type="checkbox"/> RENAISSANCE REV | <input type="checkbox"/> OTHER _____ | |

14. HEIGHT:
- 1 STORY 1 1/2 STORY 2 STORY 2 1/2 STORY 3 STORY 4 STORY
- 5 STORY OVER 5 (_____)

15. PRIMARY FACADE WIDTH (MAIN BLOCK; USE GROUND FLOOR):
- 1 BAY 2 BAY 3 BAY 4 BAY 5 BAY MORE THAN 5 (_____)

16. APPENDAGES: SIDE ELL REAR ELL FRONT ADDED STORIES SHED
- DORMERS PORCH TOWER CUPOLA BAY WINDOW

PHOTOGRAPH:



17. PORCH:

ATTACHED ENGAGED ONE STORY MORE THAN ONE STORY
 FULL WIDTH WRAPAROUND SLEEPING PORCH SECONDARY PORCH

18. PLAN OR FORM

HALL AND PARLOR 1/2 CAPE CAPE CENTRAL HALL 2-STORY DOUBLE PILE
 SIDE HALL BACK HALL IRREGULAR FOURSQUARE BUNGALOW
 MOBILE HOME MODULAR OTHER rectangular

19. PRIMARY STRUCTURAL SYSTEM:

TIMBER FRAME BRACED FRAME BRICK STONE BALLOON FRAME
 CONCRETE STEEL LOG PLANK WALL PLATFORM FRAME
 FRAME CONSTRUCTION - TYPE UNKNOWN OTHER

20. CHIMNEY PLACEMENT:

INTERIOR INTERIOR FRONT/REAR CENTER INTERIOR END EXTERIOR
 OTHER

21. ROOF CONFIGURATION:

GABLE SIDE GABLE FRONT HIP MANSARD FLAT
 GAMBREL PARAPET GABLE SHED CROSS GABLE
 COMPOUND OTHER

22. ROOF MATERIAL: WOOD METAL TILE SLATE ASPHALT ASBESTOS

23. EXTERIOR WALL MATERIALS:

CLAPBOARD BRICK FLUSH SHEATHING WOOD SHINGLE STONE
 LOG PRESSED METAL CONCRETE STUCCO ASPHALT
 GRANITE ASBESTOS TERRA COTTA BOARD AND BATTEN ALUMINUM/VINYL
 OTHER Vertical Board

24. FOUNDATION MATERIAL:

FIELDSTONE BRICK WOOD CONCRETE GRANITE ORNAMENTAL CONC. BLOCK
 OTHER

25. OUTBUILDINGS/FEATURES:

CARRIAGE HOUSE FENCE OR WALL CEMETERY BARN (CONNECTED)
 BARN (DETACHED) FORMAL GARDEN LANDSCAPE/PLANT MAT ARCHAEOLOGICAL SITE
 GARAGE OTHER

HISTORICAL DATA

26. DOCUMENTED DATE OF CONSTRUCTION: _____ 27. ESTIMATED DATE OF CONSTRUCTION: 1940

28. DATE MAJOR ADDITIONS/ALTERATIONS: _____

29. ARCHITECT: _____ 30. CONTRACTOR: _____

31. ORIGINAL OWNER: _____

32. SUBSEQUENT SIGNIFICANT OWNER: _____ DATES: _____

33. CULTURAL/ETHNIC AFFILIATION:

ENGLISH FRENCH ACADIAN NATIVE AMERICAN SCOTTISH FRENCH CANADIAN
 EAST EUROPEAN IRISH OTHER

34. HISTORIC CONTEXT(S):

COMMERCE INDUSTRY TRANSPORTATION AGRICULTURE MILITARY
 RELIGION CIVIC AFFAIRS RECREATION HABITATION EDUCATION
 ART, LIT, SCIENCE SOCIAL

35. COMMENTS/SOURCES: _____

36. HISTORICAL DRAWINGS EXIST: YES NO 37. KIT HOUSE YES NO 38. PATTERN BOOK HOUSE YES NO

ENVIRONMENTAL DATA

39. SITE INTEGRITY: ORIGINAL MOVED DATE MOVED _____

40. SETTING: RURAL/UNDISTURBED RURAL/BUILT UP SMALL TOWN URBAN SUBURBAN

41. QUADRANGLE MAP USED: Bingham

42. UTM NORTHING: 5640889.69837406 43. UTM EASTING: -7787882.35712937

44. FACADE DIRECTION (CIRCLE ONE): N S E (W) NE NW SE SW

=====
MHPC USE ONLY

DATE ENTERED IN INVENTORY: _____ PHOTO FILE #: _____

NR STATUS: L HD E NE ND REVIEWER _____

DATA SOURCE: HPF CLG R&C STAFF STATE SURVEY OTHER _____ LEVEL OF SURVEY: R I

MHPC USE ONLY

INVENTORY NO.

MAINE HISTORIC PRESERVATION COMMISSION Historic Building/Structure Survey Form

1. PROPERTY NAME (HISTORIC): _____
2. PROPERTY NAME (OTHER): _____
3. STREET ADDRESS: E. Side of Carrying Pond Road, approx. 3.03 miles N of Cross Road
4. TOWN: Pleasant Ridge Plt 5. COUNTY: Somerset
6. DATE RECORDED: 4/7/2021 7. SURVEYOR: Andrade, Melissa
8. OWNER NAME: _____ 9. ADDRESS: _____

10. PRIMARY USE (PRESENT):
- | | | | |
|---|---------------------------------------|---|--------------------------------------|
| <input type="checkbox"/> SINGLE FAMILY | <input type="checkbox"/> AGRICULTURE | <input type="checkbox"/> COMMERCIAL/TRADE | <input type="checkbox"/> FUNERARY |
| <input type="checkbox"/> MULTI-FAMILY | <input type="checkbox"/> GOVERNMENTAL | <input type="checkbox"/> EDUCATION | <input type="checkbox"/> HEALTH CARE |
| <input type="checkbox"/> INDUSTRY | <input type="checkbox"/> RELIGIOUS | <input type="checkbox"/> HOTEL | <input type="checkbox"/> LANDSCAPE |
| <input type="checkbox"/> TRANSPORTATION | <input type="checkbox"/> DEFENSE | <input checked="" type="checkbox"/> SUMMER COTTAGE/CAMP | <input type="checkbox"/> SOCIAL |
| <input type="checkbox"/> RECREATION/CULTURE | <input type="checkbox"/> UNKNOWN | | |
| <input type="checkbox"/> OTHER _____ | | | |

11. CONDITION: GOOD FAIR POOR DESTROYED, DATE _____

ARCHITECTURAL DATA

12. PRIMARY STYLISTIC CATEGORY:
- | | | | |
|---|--|--|--|
| <input type="checkbox"/> GEORGIAN | <input type="checkbox"/> STICK STYLE | <input type="checkbox"/> 19 TH /20 TH C. REVIVAL | <input type="checkbox"/> MODERN/CONTEMPORARY |
| <input type="checkbox"/> FEDERAL | <input type="checkbox"/> QUEEN ANNE | <input type="checkbox"/> COMMERCIAL STYLE | <input type="checkbox"/> MINIMAL TRADITIONAL |
| <input type="checkbox"/> GREEK REVIVAL | <input type="checkbox"/> SHINGLE STYLE | <input type="checkbox"/> CRAFTSMAN | <input type="checkbox"/> RANCH |
| <input type="checkbox"/> GOTHIC REVIVAL | <input type="checkbox"/> ROMANESQUE | <input type="checkbox"/> ART DECO / MODERNE | <input type="checkbox"/> SPLIT LEVEL |
| <input type="checkbox"/> ITALIANATE | <input type="checkbox"/> NEO-CLASSICAL REV | <input type="checkbox"/> INTERNATIONAL | <input checked="" type="checkbox"/> VERNACULAR |
| <input type="checkbox"/> SECOND EMPIRE | <input type="checkbox"/> RENAISSANCE REV | <input type="checkbox"/> OTHER _____ | |

13. SECONDARY STYLISTIC CATEGORY:
- | | | | |
|---|--|--|--|
| <input type="checkbox"/> GEORGIAN | <input type="checkbox"/> STICK STYLE | <input type="checkbox"/> 19 TH /20 TH C. REVIVAL | <input type="checkbox"/> MODERN/CONTEMPORARY |
| <input type="checkbox"/> FEDERAL | <input type="checkbox"/> QUEEN ANNE | <input type="checkbox"/> COMMERCIAL STYLE | <input type="checkbox"/> MINIMAL TRADITIONAL |
| <input type="checkbox"/> GREEK REVIVAL | <input type="checkbox"/> SHINGLE STYLE | <input type="checkbox"/> CRAFTSMAN | <input type="checkbox"/> RANCH |
| <input type="checkbox"/> GOTHIC REVIVAL | <input type="checkbox"/> ROMANESQUE | <input type="checkbox"/> ART DECO / MODERNE | <input type="checkbox"/> SPLIT LEVEL |
| <input type="checkbox"/> ITALIANATE | <input type="checkbox"/> NEO-CLASSICAL REV | <input type="checkbox"/> INTERNATIONAL | <input type="checkbox"/> VERNACULAR |
| <input type="checkbox"/> SECOND EMPIRE | <input type="checkbox"/> RENAISSANCE REV | <input type="checkbox"/> OTHER _____ | |

14. HEIGHT:
- 1 STORY 1 1/2 STORY 2 STORY 2 1/2 STORY 3 STORY 4 STORY
- 5 STORY OVER 5 (_____)

15. PRIMARY FACADE WIDTH (MAIN BLOCK; USE GROUND FLOOR):
- 1 BAY 2 BAY 3 BAY 4 BAY 5 BAY MORE THAN 5 (_____)

16. APPENDAGES: SIDE ELL REAR ELL FRONT ADDED STORIES SHED
- DORMERS PORCH TOWER CUPOLA BAY WINDOW

PHOTOGRAPH:



17. PORCH:

ATTACHED ENGAGED ONE STORY MORE THAN ONE STORY
 FULL WIDTH WRAPAROUND SLEEPING PORCH SECONDARY PORCH

18. PLAN OR FORM

HALL AND PARLOR 1/2 CAPE CAPE CENTRAL HALL 2-STORY DOUBLE PILE
 SIDE HALL BACK HALL IRREGULAR FOURSQUARE BUNGALOW
 MOBILE HOME MODULAR OTHER rectangular

19. PRIMARY STRUCTURAL SYSTEM:

TIMBER FRAME BRACED FRAME BRICK STONE BALLOON FRAME
 CONCRETE STEEL LOG PLANK WALL PLATFORM FRAME
 FRAME CONSTRUCTION - TYPE UNKNOWN OTHER

20. CHIMNEY PLACEMENT:

INTERIOR INTERIOR FRONT/REAR CENTER INTERIOR END EXTERIOR
 OTHER

21. ROOF CONFIGURATION:

GABLE SIDE GABLE FRONT HIP MANSARD FLAT
 GAMBREL PARAPET GABLE SHED CROSS GABLE
 COMPOUND OTHER

22. ROOF MATERIAL: WOOD METAL TILE SLATE ASPHALT ASBESTOS

23. EXTERIOR WALL MATERIALS:

CLAPBOARD BRICK FLUSH SHEATHING WOOD SHINGLE STONE
 LOG PRESSED METAL CONCRETE STUCCO ASPHALT
 GRANITE ASBESTOS TERRA COTTA BOARD AND BATTEN ALUMINUM/VINYL
 OTHER

24. FOUNDATION MATERIAL:

FIELDSTONE BRICK WOOD CONCRETE GRANITE ORNAMENTAL CONC. BLOCK
 OTHER not visible

25. OUTBUILDINGS/FEATURES:

CARRIAGE HOUSE FENCE OR WALL CEMETERY BARN (CONNECTED)
 BARN (DETACHED) FORMAL GARDEN LANDSCAPE/PLANT MAT ARCHAEOLOGICAL SITE
 GARAGE OTHER

HISTORICAL DATA

26. DOCUMENTED DATE OF CONSTRUCTION: _____ 27. ESTIMATED DATE OF CONSTRUCTION: 1940

28. DATE MAJOR ADDITIONS/ALTERATIONS: _____

29. ARCHITECT: _____ 30. CONTRACTOR: _____

31. ORIGINAL OWNER: _____

32. SUBSEQUENT SIGNIFICANT OWNER: _____ DATES: _____

33. CULTURAL/ETHNIC AFFILIATION:

ENGLISH FRENCH ACADIAN NATIVE AMERICAN SCOTTISH FRENCH CANADIAN
 EAST EUROPEAN IRISH OTHER

34. HISTORIC CONTEXT(S):

COMMERCE INDUSTRY TRANSPORTATION AGRICULTURE MILITARY
 RELIGION CIVIC AFFAIRS RECREATION HABITATION EDUCATION
 ART, LIT, SCIENCE SOCIAL

35. COMMENTS/SOURCES: _____

36. HISTORICAL DRAWINGS EXIST: YES NO 37. KIT HOUSE YES NO 38. PATTERN BOOK HOUSE YES NO

ENVIRONMENTAL DATA

39. SITE INTEGRITY: ORIGINAL MOVED DATE MOVED _____

40. SETTING: RURAL/UNDISTURBED RURAL/BUILT UP SMALL TOWN URBAN SUBURBAN

41. QUADRANGLE MAP USED: Caratunk

42. UTM NORTHING: 5642182.36491122 43. UTM EASTING: -7787541.32913594

44. FACADE DIRECTION (CIRCLE ONE): N S (E) W NE NW SE SW

=====
MHPC USE ONLY

DATE ENTERED IN INVENTORY: _____ PHOTO FILE #: _____

NR STATUS: L HD E NE ND REVIEWER _____

DATA SOURCE: HPF CLG R&C STAFF STATE SURVEY OTHER _____ LEVEL OF SURVEY: R I

17. PORCH:

ATTACHED ENGAGED ONE STORY MORE THAN ONE STORY
 FULL WIDTH WRAPAROUND SLEEPING PORCH SECONDARY PORCH

18. PLAN OR FORM

HALL AND PARLOR 1/2 CAPE CAPE CENTRAL HALL 2-STORY DOUBLE PILE
 SIDE HALL BACK HALL IRREGULAR FOURSQUARE BUNGALOW
 MOBILE HOME MODULAR OTHER rectangular

19. PRIMARY STRUCTURAL SYSTEM:

TIMBER FRAME BRACED FRAME BRICK STONE BALLOON FRAME
 CONCRETE STEEL LOG PLANK WALL PLATFORM FRAME
 FRAME CONSTRUCTION - TYPE UNKNOWN OTHER

20. CHIMNEY PLACEMENT:

INTERIOR INTERIOR FRONT/REAR CENTER INTERIOR END EXTERIOR
 OTHER

21. ROOF CONFIGURATION:

GABLE SIDE GABLE FRONT HIP MANSARD FLAT
 GAMBREL PARAPET GABLE SHED CROSS GABLE
 COMPOUND OTHER

22. ROOF MATERIAL: WOOD METAL TILE SLATE ASPHALT ASBESTOS

23. EXTERIOR WALL MATERIALS:

CLAPBOARD BRICK FLUSH SHEATHING WOOD SHINGLE STONE
 LOG PRESSED METAL CONCRETE STUCCO ASPHALT
 GRANITE ASBESTOS TERRA COTTA BOARD AND BATTEN ALUMINUM/VINYL
 OTHER

24. FOUNDATION MATERIAL:

FIELDSTONE BRICK WOOD CONCRETE GRANITE ORNAMENTAL CONC. BLOCK
 OTHER not visible

25. OUTBUILDINGS/FEATURES:

CARRIAGE HOUSE FENCE OR WALL CEMETERY BARN (CONNECTED)
 BARN (DETACHED) FORMAL GARDEN LANDSCAPE/PLANT MAT ARCHAEOLOGICAL SITE
 GARAGE OTHER

HISTORICAL DATA

26. DOCUMENTED DATE OF CONSTRUCTION: _____ 27. ESTIMATED DATE OF CONSTRUCTION: 1900

28. DATE MAJOR ADDITIONS/ALTERATIONS: _____

29. ARCHITECT: _____ 30. CONTRACTOR: _____

31. ORIGINAL OWNER: _____

32. SUBSEQUENT SIGNIFICANT OWNER: _____ DATES: _____

33. CULTURAL/ETHNIC AFFILIATION:

ENGLISH FRENCH ACADIAN NATIVE AMERICAN SCOTTISH FRENCH CANADIAN
 EAST EUROPEAN IRISH OTHER

34. HISTORIC CONTEXT(S):

COMMERCE INDUSTRY TRANSPORTATION AGRICULTURE MILITARY
 RELIGION CIVIC AFFAIRS RECREATION HABITATION EDUCATION
 ART, LIT, SCIENCE SOCIAL

35. COMMENTS/SOURCES: _____

36. HISTORICAL DRAWINGS EXIST: YES NO 37. KIT HOUSE YES NO 38. PATTERN BOOK HOUSE YES NO

ENVIRONMENTAL DATA

39. SITE INTEGRITY: ORIGINAL MOVED DATE MOVED _____

40. SETTING: RURAL/UNDISTURBED RURAL/BUILT UP SMALL TOWN URBAN SUBURBAN

41. QUADRANGLE MAP USED: Caratunk

42. UTM NORTHING: 5642445.56494667 43. UTM EASTING: -7787556.58084298

44. FACADE DIRECTION (CIRCLE ONE): N S (E) W NE NW SE SW

=====
MHPC USE ONLY

DATE ENTERED IN INVENTORY: _____ PHOTO FILE #: _____

NR STATUS: L HD E NE ND REVIEWER _____

DATA SOURCE: HPF CLG R&C STAFF STATE SURVEY OTHER _____ LEVEL OF SURVEY: R I

EXHIBIT 11-7 MHPC HISTORIC ARCHITECTURAL REPORT REVIEW REQUEST

From: [Steve A. Olausen](#)
To: [Haugh, Sarah](#)
Cc: [Cassida, Jim](#); [Waddle, Kelly](#); [Rivard, Linda](#)
Subject: Western Maine Renewables Historic Architectural Survey Report FedEx Confirmation
Date: Monday, June 21, 2021 12:14:41 PM

CAUTION: This email originated from an external sender. Verify the source before opening links or attachments.

Hi Sarah,

Below for your records is confirmation that the Maine Historic Preservation Commission received the package containing the Western Maine Renewables historic architectural survey report this morning.

Steve
Stephen A. Olausen
Executive Director
Senior Architectural Historian
solausen@palinc.com

PAL

The Public Archaeology Laboratory, Inc.

26 Main Street, Pawtucket, RI 02860
401.728.8780 main | 401.288.6321 direct | 401.575.8217 cell

Cultural Resource Management www.palinc.com

NOTICE: This email message and any attachments are confidential. If you are not the intended recipient, please immediately reply to the sender and delete the message from your email system. Thank you.

From: Cameila Freeman <cfreeman@palinc.com>
Sent: Monday, June 21, 2021 11:33 AM
To: Steve A. Olausen <solausen@palinc.com>
Subject: FW: FedEx Shipment 774038945510: Your package has been delivered

From: TrackingUpdates@fedex.com <TrackingUpdates@fedex.com>
Sent: Monday, June 21, 2021 11:33 AM
To: Cameila Freeman <cfreeman@palinc.com>
Subject: FedEx Shipment 774038945510: Your package has been delivered

FedEx



Hi. Your package was
delivered Mon, 06/21/2021 at
11:06am.



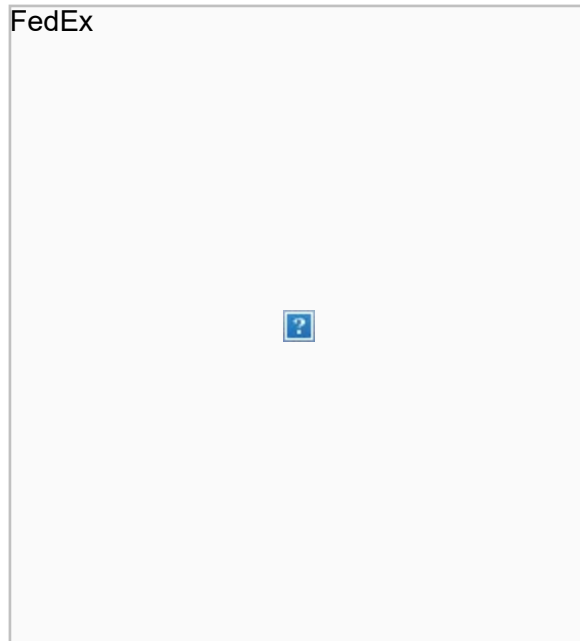
Delivered to 55 CAPITOL ST, AUGUSTA, ME 04333
Received by K.MOHNEY

[OBTAIN PROOF OF DELIVERY](#)

TRACKING NUMBER	774038945510
FROM	PUBLIC ARCHAEOLOGY LABORATORY 26 Main Street PAWTUCKET, RI, US, 02860
TO	Maine Historic Preservation Commiss Kirk Mohney 55 Capitol Street State House Station 65 AUGUSTA, ME, US, 04333
REFERENCE	5080.4079
SHIPPER REFERENCE	5080.4079
SHIP DATE	Fri 6/18/2021 03:41 PM
DELIVERED TO	Receptionist/Front Desk
PACKAGING TYPE	FedEx Box
ORIGIN	PAWTUCKET, RI, US, 02860
DESTINATION	AUGUSTA, ME, US, 04333

SPECIAL HANDLING	Deliver Weekday
NUMBER OF PIECES	1
TOTAL SHIPMENT WEIGHT	11.00 LB
SERVICE TYPE	FedEx Standard Overnight

FedEx



Download the FedEx[®] Mobile app

Get the flexibility you need to create shipments and request to customize your deliveries through the app.

[LEARN MORE](#)

FOLLOW FEDEX



Please do not respond to this message. This email was sent from an unattended mailbox. This report was generated at approximately 10:07 AM CDT 06/21/2021.

All weights are estimated.

To track the latest status of your shipment, click on the tracking number above.

Standard transit is the date and time the package is scheduled to be delivered by, based on the selected service, destination and ship date. Limitations and exceptions may apply. Please see the FedEx Service Guide for terms and conditions of service, including the FedEx Money-Back Guarantee, or contact your FedEx Customer Support representative.

© 2021 Federal Express Corporation. The content of this message is protected by copyright and

trademark laws under U.S. and international law. Review our [privacy policy](#). All rights reserved.

Thank you for your business.

Disclaimer

The information contained in this communication from the sender is confidential. It is intended solely for use by the recipient and others authorized to receive it. If you are not the recipient, you are hereby notified that any disclosure, copying, distribution or taking action in relation of the contents of this information is strictly prohibited and may be unlawful.

This email has been scanned for viruses and malware, and may have been automatically archived by Mimecast, a leader in email security and cyber resilience. Mimecast integrates email defenses with brand protection, security awareness training, web security, compliance and other essential capabilities. Mimecast helps protect large and small organizations from malicious activity, human error and technology failure; and to lead the movement toward building a more resilient world. To find out more, visit our website.



June 18, 2021

Kirk Mohney
State Historic Preservation Officer
Maine Historic Preservation Commission
55 Capitol Street
State House Station 65
Augusta, Maine 04333-0065

Re: Western Maine Renewable Energy Project, Somerset County, ME, MHPC #1806-14
Historic Architectural Reconnaissance Survey
PAL #4079

Dear Mr. Mohney:

On behalf of Western Maine Renewables, LLC, PAL is submitting for your review the enclosed historic architectural reconnaissance survey materials for the Western Maine Renewable Energy Project in Somerset County, Maine. The materials consist of:

- One copy of the survey report titled, *Architectural Survey Report, Western Maine Renewable Energy Project, MHPC No. 1806-14*;
- One original set of 93 MHPC inventory forms for newly identified properties and properties that have been altered since they were originally surveyed within the Project APE;
- Copies of 394 forms for previously inventoried properties within the Project APE;
- One large-scale map showing the locations of properties surveyed within the Project APE;
- One copy of the survey matrix;
- One copy of the photo index; and
- One CD containing digital images of the newly identified/altered properties.

On the basis of the information collected during the survey, PAL recommends that the Project will have no adverse effect on properties that are listed or eligible for listing in the National Register of Historic Places. If you have any questions or require additional information about these products, please do not hesitate to contact me or Melissa Andrade, Architectural Historian, at your convenience.

Sincerely,

A handwritten signature in black ink, appearing to read 'Stephen Olausen', written over a horizontal line.

Stephen Olausen
Executive Director/Senior Architectural Historian

Enclosures

cc: Sarah Haugh, Tetra Tech (via email)

EXHIBIT 11-8 TRIBAL CONSULTATION LETTERS AND RESPONSES

Haugh, Sarah

From: Haugh, Sarah
Sent: Tuesday, February 16, 2021 4:34 PM
To: jpictou@micmac-nsn.gov
Cc: Cassida, Jim; Todd Presson
Subject: Tribal Consultation, Western Maine Renewable Energy Project
Attachments: WMR_Tribal RPR_ABM_20210216.pdf

Dear Ms. Pictou,

Tetra Tech, Inc. is working with Western Maine Renewables, LLC to assist with cultural resources needs in support of developing the Western Maine Renewable Energy Project located in Moscow, Maine. Attached please find our formal consultation letter which will also be delivered via U.S. Post. We would appreciate your comments, and if you have any questions please feel free to contact me.

Thank you,
Sarah Haugh

Sarah M. Haugh | Project Manager / Archaeologist

Direct: 207.358.2395 | Cell: 978.660.6883

sarah.haugh@tetrattech.com

Tetra Tech | Complex World Clear Solutions

451 Presumpscot St. | Portland, ME 04103 | www.tetrattech.com

PLEASE NOTE: This message, including any attachments, may include privileged, confidential and/or inside information. Any distribution or use of this communication by anyone other than the intended recipient is strictly prohibited and may be unlawful. If you are not the intended recipient, please notify the sender by replying to this message and then delete it from your system.



February 16, 2021

Jennifer Pictou
Tribal Historic Preservation Officer
Aroostook Band of Micmacs
7 Northern Road
Presque Isle, Maine 04769

Sent via hardcopy and email: jpictou@micmac-nsn.gov

Re: Western Maine Renewable Energy Project
Moscow, Maine

Dear Ms. Pictou:

Western Maine Renewables, LLC (the Applicant), a joint venture between Patriot Renewables, LLC and Cianbro Development Corporation, is proposing to construct the Western Maine Renewable Energy Project (Project) located in Moscow, Maine, as presented in the attached figure. The Project is applying for a Site Law of Development permit through the Maine Department of Environmental Protection. The Applicant has engaged Tetra Tech Inc. (Tetra Tech) to lead the Maine Site Law permitting effort and to assist with cultural resources needs in support of the Project.

On behalf of the Applicant, Tetra Tech would like to initiate consultation with your office to determine if the Aroostook Band of Micmacs have any concerns regarding cultural resources and the development of the Project. We would appreciate your comments. If you have any questions about the Project, please contact me at any time.

Sincerely,

A handwritten signature in black ink that reads 'Sarah M. Haugh'.

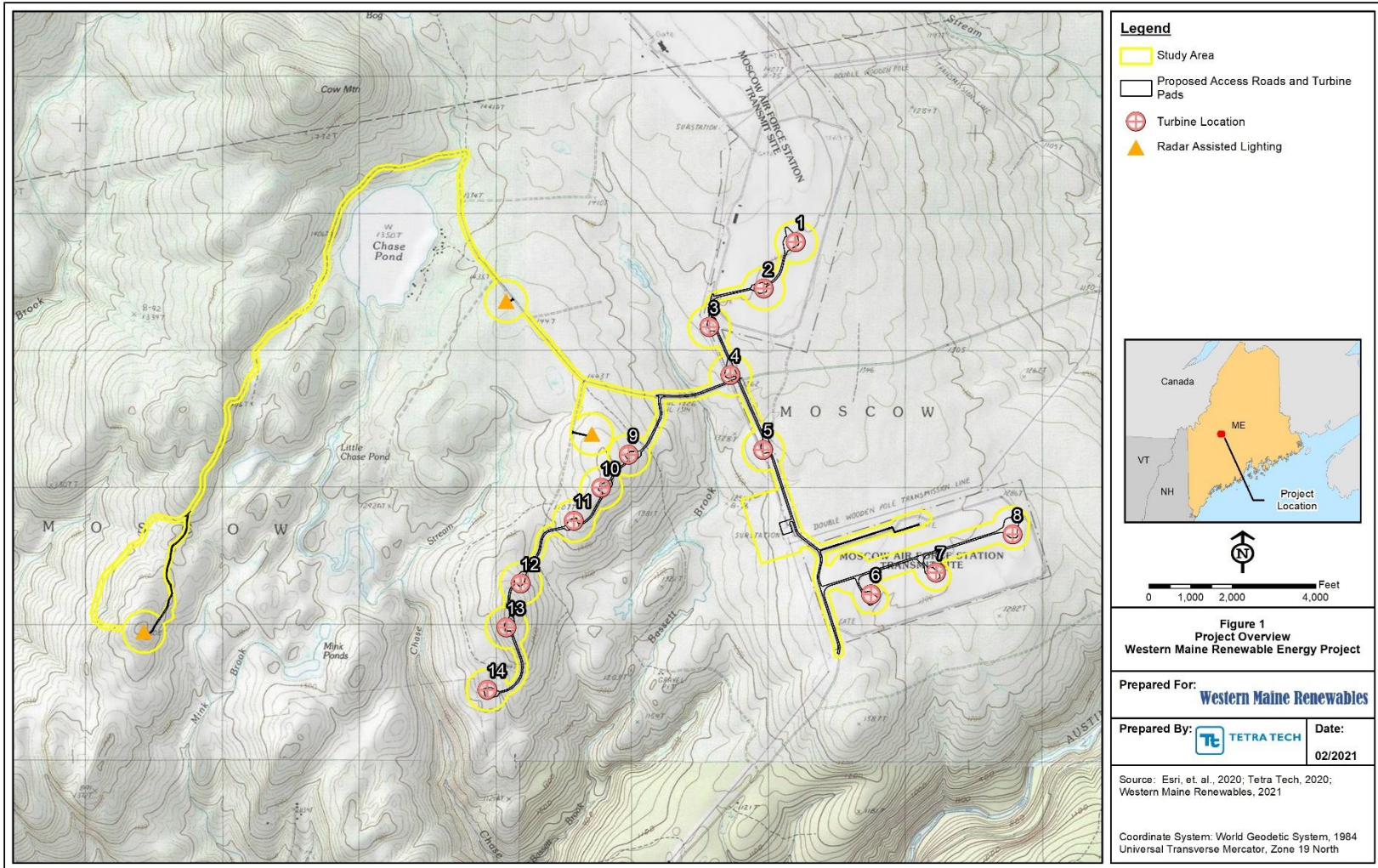
Sarah M. Haugh
Archaeologist

Enclosures: Figure

Cc: Todd Presson (Western Maine Renewable Energy, LLC)
Jim Cassida (Tetra Tech)

Confidential Information. Do Not Distribute

Tetra Tech, Inc.
451 Presumpscot Street, Portland, ME 04103
Tel 207-358-2402 Fax 207-879-9481 www.tetrattech.com



Project Overview: Western Maine Renewable Energy Project – Moscow, Maine

Confidential Information. Do Not Distribute

Haugh, Sarah

From: Haugh, Sarah
Sent: Tuesday, February 16, 2021 4:34 PM
To: Sue Young
Cc: Cassida, Jim; Todd Presson
Subject: Tribal Consultation, Western Maine Renewable Energy Project
Attachments: WMR_Tribal RPR_HBMI_20210216.pdf

Dear Ms. Young,

Tetra Tech, Inc. is working with Western Maine Renewables, LLC to assist with cultural resources needs in support of developing the Western Maine Renewable Energy Project located in Moscow, Maine. Attached please find our formal consultation letter which will also be delivered via U.S. Post. We would appreciate your comments, and if you have any questions please feel free to contact me.

Thank you,
Sarah Haugh

Sarah M. Haugh | Project Manager / Archaeologist

Direct: 207.358.2395 | Cell: 978.660.6883

sarah.haugh@tetrattech.com

Tetra Tech | Complex World Clear Solutions

451 Presumpscot St. | Portland, ME 04103 | www.tetrattech.com

PLEASE NOTE: This message, including any attachments, may include privileged, confidential and/or inside information. Any distribution or use of this communication by anyone other than the intended recipient is strictly prohibited and may be unlawful. If you are not the intended recipient, please notify the sender by replying to this message and then delete it from your system.



February 16, 2021

Susan Young
Tribal Historic Preservation Officer
Houlton Band of Maliseet Indians
88 Bell Road
Littleton, Maine 04730

Sent via hardcopy and email: ogs1@maliseets.com

Re: Western Maine Renewable Energy Project
Moscow, Maine

Dear Ms. Young:

Western Maine Renewables, LLC (the Applicant), a joint venture between Patriot Renewables, LLC and Cianbro Development Corporation, is proposing to construct the Western Maine Renewable Energy Project (Project) located in Moscow, Maine, as presented in the attached figure. The Project is applying for a Site Law of Development permit through the Maine Department of Environmental Protection. The Applicant has engaged Tetra Tech Inc. (Tetra Tech) to lead the Maine Site Law permitting effort and to assist with cultural resources needs in support of the Project.

On behalf of the Applicant, Tetra Tech would like to initiate consultation with your office to determine if the Houlton Band of Maliseet Indians have any concerns regarding cultural resources and the development of the Project. We would appreciate your comments. If you have any questions about the Project, please contact me at any time.

Sincerely,

A handwritten signature in black ink that reads 'Sarah M. Haugh'.

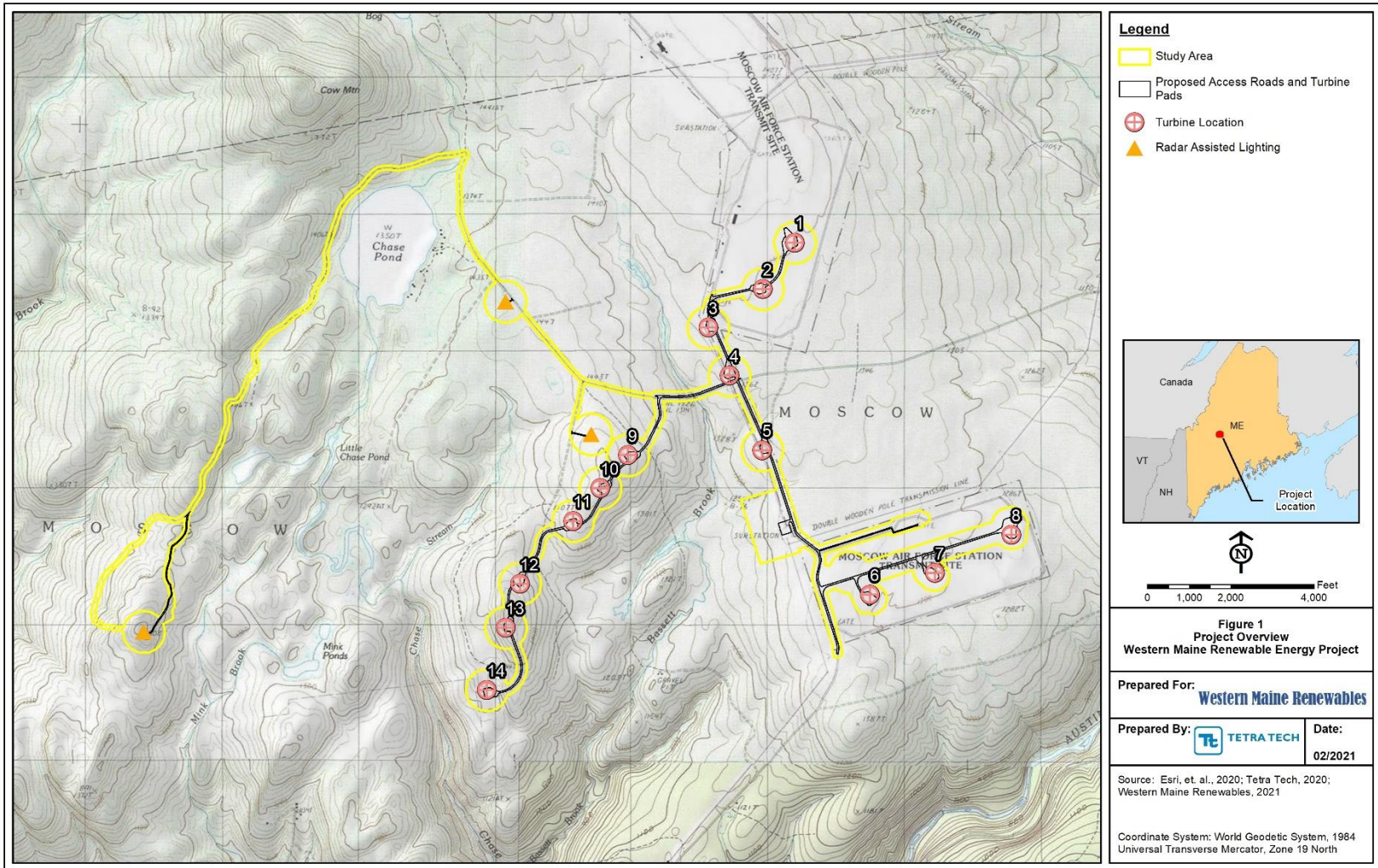
Sarah M. Haugh
Archaeologist

Enclosures: Figure

Cc: Todd Presson (Western Maine Renewable Energy, LLC)
Jim Cassida (Tetra Tech)

Confidential Information. Do Not Distribute

Tetra Tech, Inc.
451 Presumpscot Street, Portland, ME 04103
Tel 207-358-2402 Fax 207-879-9481 www.tetrattech.com





Project Overview: Western Maine Renewable Energy Project – Moscow, Maine

Confidential Information. Do Not Distribute

Haugh, Sarah

From: Sue Young <ogs1@maliseets.com>
Sent: Wednesday, February 17, 2021 10:10 AM
To: Haugh, Sarah
Subject: RE: Tribal Consultation, Western Maine Renewable Energy Project

 **CAUTION:** This email originated from an external sender. Verify the source before opening links or attachments. 

Your request has been forwarded to

Isaac St. John
Tribal Historic Preservation Officer
Houlton Band of Maliseet Indians
88 bell Road
Littleton, ME 04730
istjohn@maliseets.com

*Please forward all future requests to his attention.
Thank you.*

From: Haugh, Sarah [mailto:Sarah.Haugh@tetrattech.com]
Sent: Tuesday, February 16, 2021 4:34 PM
To: Sue Young
Cc: Cassida, Jim; Todd Presson
Subject: Tribal Consultation, Western Maine Renewable Energy Project

Dear Ms. Young,

Tetra Tech, Inc. is working with Western Maine Renewables, LLC to assist with cultural resources needs in support of developing the Western Maine Renewable Energy Project located in Moscow, Maine. Attached please find our formal consultation letter which will also be delivered via U.S. Post. We would appreciate your comments, and if you have any questions please feel free to contact me.

Thank you,
Sarah Haugh

Sarah M. Haugh | Project Manager / Archaeologist
Direct: 207.358.2395 | Cell: 978.660.6883
sarah.haugh@tetrattech.com

Tetra Tech | Complex World Clear Solutions

451 Presumpscot St. | Portland, ME 04103 | www.tetrattech.com

PLEASE NOTE: This message, including any attachments, may include privileged, confidential and/or inside information. Any distribution or use of this communication by anyone other than the intended recipient is strictly prohibited and may be unlawful. If you are not the intended recipient, please notify the sender by replying to this message and then delete it from your system.

Haugh, Sarah

From: Haugh, Sarah
Sent: Tuesday, February 16, 2021 4:34 PM
To: Chris Sockalexis (Chris.Sockalexis@penobscotnation.org)
Cc: Cassida, Jim; Todd Presson
Subject: Tribal Consultation, Western Maine Renewable Energy Project
Attachments: Eaton_Mt_Tribal RPR_PN_20200721.pdf

Dear Mr. Sockalexis,

Tetra Tech, Inc. is working with Western Maine Renewables, LLC to assist with cultural resources needs in support of developing the Western Maine Renewable Energy Project located in Moscow, Maine. Attached please find our formal consultation letter which will also be delivered via U.S. Post. We would appreciate your comments, and if you have any questions please feel free to contact me.

Thank you,
Sarah Haugh

Sarah M. Haugh | Project Manager / Archaeologist

Direct: 207.358.2395 | Cell: 978.660.6883

sarah.haugh@tetrattech.com

Tetra Tech | Complex World Clear Solutions

451 Presumpscot St. | Portland, ME 04103 | www.tetrattech.com

PLEASE NOTE: This message, including any attachments, may include privileged, confidential and/or inside information. Any distribution or use of this communication by anyone other than the intended recipient is strictly prohibited and may be unlawful. If you are not the intended recipient, please notify the sender by replying to this message and then delete it from your system.



February 16, 2021

Christopher Sockalexis
Tribal Historic Preservation Officer
Penobscot Nation
12 Wabanaki Way
Indian Island, Maine 04468

Sent via hardcopy and email: chris.sockalexis@penobscotnation.org

Re: Western Maine Renewable Energy Project
Moscow, Maine

Dear Mr. Sockalexis:

Western Maine Renewables, LLC (the Applicant), a joint venture between Patriot Renewables, LLC and Cianbro Development Corporation, is proposing to construct the Western Maine Renewable Energy Project (Project) located in Moscow, Maine, as presented in the attached figure. The Project is applying for a Site Law of Development permit through the Maine Department of Environmental Protection. The Applicant has engaged Tetra Tech Inc. (Tetra Tech) to lead the Maine Site Law permitting effort and to assist with cultural resources needs in support of the Project.

On behalf of the Applicant, Tetra Tech would like to initiate consultation with your office to determine if the Penobscot Nation have any concerns regarding cultural resources and the development of the Project. We would appreciate your comments. If you have any questions about the Project, please contact me at any time.

Sincerely,

A handwritten signature in black ink that reads 'Sarah M. Haugh'.

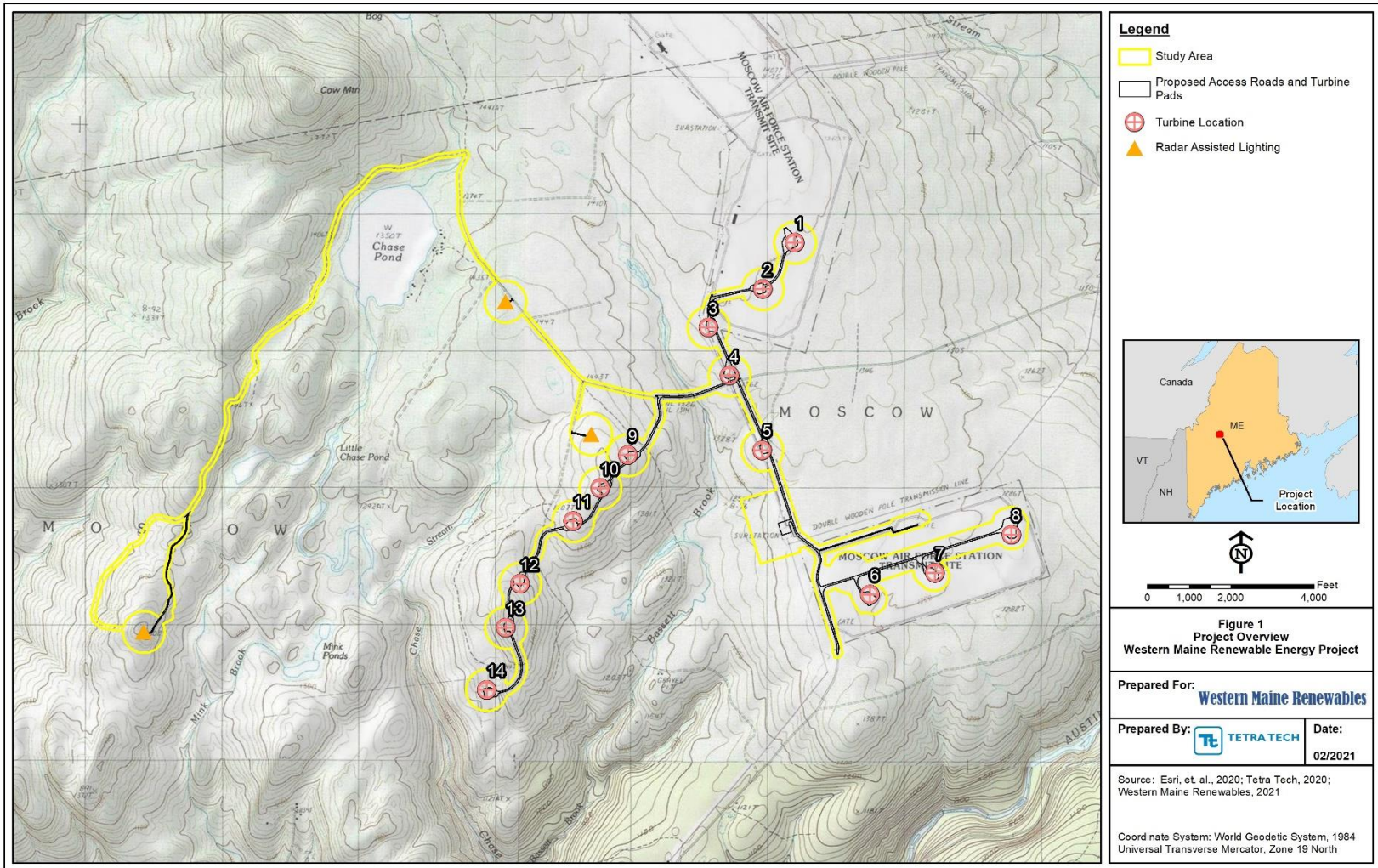
Sarah M. Haugh
Archaeologist

Enclosures: Figure

Cc: Todd Presson (Western Maine Renewable Energy, LLC)
Jim Cassida (Tetra Tech)

Confidential Information. Do Not Distribute

Tetra Tech, Inc.
451 Presumpscot Street, Portland, ME 04103
Tel 207-358-2402 Fax 207-879-9481 www.tetrattech.com



Project Overview: Western Maine Renewable Energy Project – Moscow, Maine

Confidential Information. Do Not Distribute

Haugh, Sarah

From: Haugh, Sarah
Sent: Tuesday, February 16, 2021 4:34 PM
To: soctomah@gmail.com
Cc: Cassida, Jim; Todd Presson
Subject: Tribal Consultation, Western Maine Renewable Energy Project
Attachments: WMR_Tribal RPR_PT_20210216.pdf

Dear Mr. Soctomah,

Tetra Tech, Inc. is working with Western Maine Renewables, LLC to assist with cultural resources needs in support of developing the Western Maine Renewable Energy Project located in Moscow, Maine. Attached please find our formal consultation letter which will also be delivered via U.S. Post. We would appreciate your comments, and if you have any questions please feel free to contact me.

Thank you,
Sarah Haugh

Sarah M. Haugh | Project Manager / Archaeologist

Direct: 207.358.2395 | Cell: 978.660.6883

sarah.haugh@tetrattech.com

Tetra Tech | Complex World Clear Solutions

451 Presumpscot St. | Portland, ME 04103 | www.tetrattech.com

PLEASE NOTE: This message, including any attachments, may include privileged, confidential and/or inside information. Any distribution or use of this communication by anyone other than the intended recipient is strictly prohibited and may be unlawful. If you are not the intended recipient, please notify the sender by replying to this message and then delete it from your system.



February 16, 2021

Donald Soctomah
Tribal Historic Preservation Officer
Passamaquoddy Tribe
P.O. Box 159
Princeton, Maine 04668

Sent via hardcopy and email: soctomah@gmail.com

Re: Western Maine Renewable Energy Project
Moscow, Maine

Dear Mr. Soctomah:

Western Maine Renewables, LLC (the Applicant), a joint venture between Patriot Renewables, LLC and Cianbro Development Corporation, is proposing to construct the Western Maine Renewable Energy Project (Project) located in Moscow, Maine, as presented in the attached figure. The Project is applying for a Site Law of Development permit through the Maine Department of Environmental Protection. The Applicant has engaged Tetra Tech Inc. (Tetra Tech) to lead the Maine Site Law permitting effort and to assist with cultural resources needs in support of the Project.

On behalf of the Applicant, Tetra Tech would like to initiate consultation with your office to determine if the Passamaquoddy Tribe have any concerns regarding cultural resources and the development of the Project. We would appreciate your comments. If you have any questions about the Project, please contact me at any time.

Sincerely,

A handwritten signature in black ink that reads 'Sarah M. Haugh'.

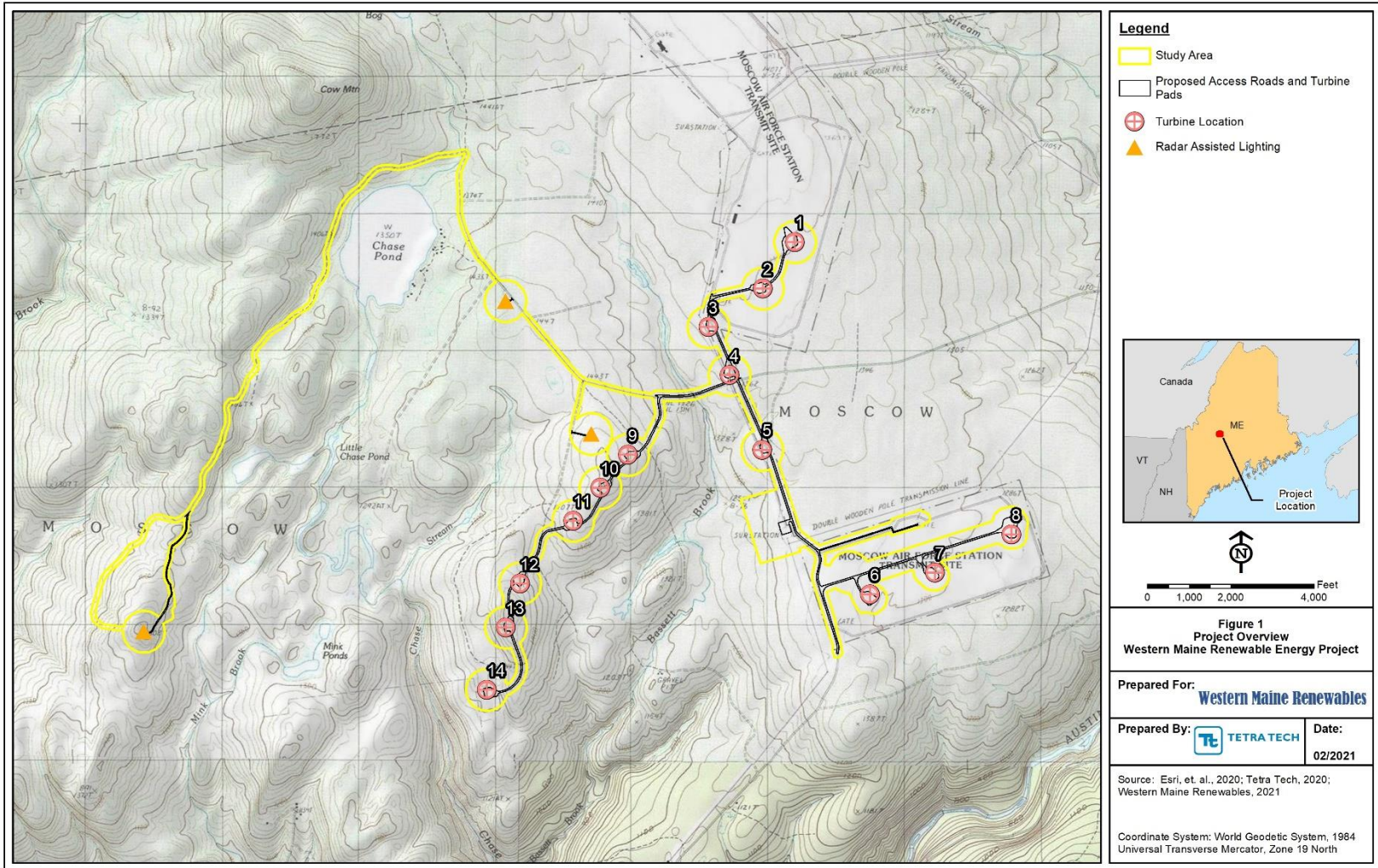
Sarah M. Haugh
Archaeologist

Enclosures: Figure

Cc: Todd Presson (Western Maine Renewable Energy, LLC)
Jim Cassida (Tetra Tech)

Confidential Information. Do Not Distribute

Tetra Tech, Inc.
451 Presumpscot Street, Portland, ME 04103
Tel 207-358-2402 Fax 207-879-9481 www.tetrattech.com





Project Overview: Western Maine Renewable Energy Project – Moscow, Maine

Confidential Information. Do Not Distribute

Haugh, Sarah

From: Isaac St. John <istjohn@maliseets.com>
Sent: Monday, February 22, 2021 2:26 PM
To: Haugh, Sarah
Subject: RE: TRIBAL CONSULTATION, WESTERN MAINE RENEWABLE

Follow Up Flag: Follow up
Flag Status: Flagged

 **CAUTION:** This email originated from an external sender. Verify the source before opening links or attachments. 

Good afternoon,

We do not have an immediate concern with your project or project site, and do not currently have the resources to fully investigate same. Should any human remains, archaeological properties or other items of historical importance be unearthed while working on this project, we recommend that you stop your project and report your findings to the appropriate authorities including the Houlton Band of Maliseet Indians.

Thank you,

Isaac St. John
Tribal Historic Preservation Officer
Houlton Band of Maliseet Indians
88 Bell Road
Littleton, ME 04730

Haugh, Sarah

From: Haugh, Sarah
Sent: Tuesday, February 23, 2021 3:45 PM
To: Isaac St. John
Subject: RE: TRIBAL CONSULTATION, WESTERN MAINE RENEWABLE

Hello Mr. St. John,

Thank you for your response. Should any human remains, archaeological properties or other items of historical importance be encountered during the Project we will take appropriate measures and notify your office.



Best,
Sarah

Sarah M. Haugh | Project Manager / Archaeologist
Direct: 207.358.2395 | Cell: 978.660.6883
sarah.haugh@tetrattech.com

Tetra Tech | Complex World Clear Solutions
451 Presumpscot St. | Portland, ME 04103 | www.tetrattech.com

PLEASE NOTE: This message, including any attachments, may include privileged, confidential and/or inside information. Any distribution or use of this communication by anyone other than the intended recipient is strictly prohibited and may be unlawful. If you are not the intended recipient, please notify the sender by replying to this message and then delete it from your system.

From: Isaac St. John <istjohn@maliseets.com>
Sent: Monday, February 22, 2021 2:26 PM
To: Haugh, Sarah <Sarah.Haugh@tetrattech.com>
Subject: RE: TRIBAL CONSULTATION, WESTERN MAINE RENEWABLE

 **CAUTION:** This email originated from an external sender. Verify the source before opening links or attachments. 

Good afternoon,

We do not have an immediate concern with your project or project site, and do not currently have the resources to fully investigate same. Should any human remains, archaeological properties or other items of historical importance be unearthed while working on this project, we recommend that you stop your project and report your findings to the appropriate authorities including the Houlton Band of Maliseet Indians.



Thank you,

Isaac St. John
Tribal Historic Preservation Officer
Houlton Band of Maliseet Indians
88 Bell Road
Littleton, ME 04730

Haugh, Sarah

From: Donald Soctomah <soctomah@gmail.com>
Sent: Monday, March 8, 2021 11:33 AM
To: Haugh, Sarah
Subject: Re: Tribal Consultation, Western Maine Renewable Energy Project
Attachments: tetra tech 3-8-21.docx

Follow Up Flag: Follow up
Flag Status: Flagged

 **CAUTION:** This email originated from an external sender. Verify the source before opening links or attachments. 

Hi sarah

Attached is the section 106 review

Donald

On Tue, Feb 16, 2021 at 4:33 PM Haugh, Sarah <Sarah.Haugh@tetrattech.com> wrote:

Dear Mr. Soctomah,

Tetra Tech, Inc. is working with Western Maine Renewables, LLC to assist with cultural resources needs in support of developing the Western Maine Renewable Energy Project located in Moscow, Maine. Attached please find our formal consultation letter which will also be delivered via U.S. Post. We would appreciate your comments, and if you have any questions please feel free to contact me.

Thank you,

Sarah Haugh

Sarah M. Haugh | Project Manager / Archaeologist

Direct: 207.358.2395 | Cell: 978.660.6883
sarah.haugh@tetrattech.com

Tetra Tech | Complex World Clear Solutions
451 Presumpscot St. | Portland, ME 04103 | www.tetrattech.com

PLEASE NOTE: This message, including any attachments, may include privileged, confidential and/or inside information. Any distribution or use of this communication by anyone other than the intended recipient is strictly prohibited and may be unlawful. If you are not the intended recipient, please notify the sender by replying to this message and then delete it from your system.

Tribal Historic Preservation Office
Passamaquoddy Tribe
PO Box 159 Princeton, Me. 04668
207-214-4051

March 8, 2021

Sarah M. Haugh | Project Manager / Archaeologist
Direct: 207.358.2395 | Cell: 978.660.6883
sarah.haugh@tetrattech.com

Re: Moscow – West River Rd solar Project

Dear Sarah;

The Passamaquoddy THPO has reviewed the following application regarding the historic properties and significant religious and cultural properties in accordance with NHPA, NEPA, AIRFA, NAGPRA, ARPA, Executive Order 13007 Indian Sacred Sites, Executive Order 13175 Consultation and Coordination with Indian Tribal Governments, and Executive Order 12898 Environmental Justice.

Do you plan on conducting an archeological survey?

The Project listed above will not have any impact on cultural and historical concerns of the Passamaquoddy Tribe. If archeological material is uncovered, please contact this office.

Sincerely;

Donald Soctomah
Soctomah@gmail.com
THPO
Passamaquoddy Tribe

Haugh, Sarah

From: Haugh, Sarah
Sent: Monday, March 8, 2021 3:59 PM
To: Donald Soctomah
Cc: Cassida, Jim
Subject: RE: Tribal Consultation, Western Maine Renewable Energy Project

Follow Up Flag: Follow up
Due By: Tuesday, March 9, 2021 8:30 AM
Flag Status: Flagged

Hi Donald,

Thank you for the response. We will inform your office if any archaeological materials are uncovered. The MHPC did not require an archaeological survey, but an architectural survey is planned to take place in the spring.

Let me know if you have any additional questions or concerns.



Kind regards,
Sarah

Sarah M. Haugh | Project Manager / Archaeologist
Direct: 207.358.2395 | Cell: 978.660.6883
sarah.haugh@tetrattech.com

Tetra Tech | Complex World Clear Solutions
451 Presumpscot St. | Portland, ME 04103 | www.tetrattech.com

PLEASE NOTE: This message, including any attachments, may include privileged, confidential and/or inside information. Any distribution or use of this communication by anyone other than the intended recipient is strictly prohibited and may be unlawful. If you are not the intended recipient, please notify the sender by replying to this message and then delete it from your system.

From: Donald Soctomah <soctomah@gmail.com>
Sent: Monday, March 8, 2021 11:33 AM
To: Haugh, Sarah <Sarah.Haugh@tetrattech.com>
Subject: Re: Tribal Consultation, Western Maine Renewable Energy Project

 **CAUTION:** This email originated from an external sender. Verify the source before opening links or attachments. 

Hi sarah

Attached is the section 106 review

Donald

On Tue, Feb 16, 2021 at 4:33 PM Haugh, Sarah <Sarah.Haugh@tetrattech.com> wrote:

Dear Mr. Soctomah,

Tetra Tech, Inc. is working with Western Maine Renewables, LLC to assist with cultural resources needs in support of developing the Western Maine Renewable Energy Project located in Moscow, Maine. Attached please find our formal consultation letter which will also be delivered via U.S. Post. We would appreciate your comments, and if you have any questions please feel free to contact me.

Thank you,

Sarah Haugh

Sarah M. Haugh | Project Manager / Archaeologist

Direct: 207.358.2395 | Cell: 978.660.6883
sarah.haugh@tetrattech.com

Tetra Tech | Complex World Clear Solutions

451 Presumpscot St. | Portland, ME 04103 | www.tetrattech.com

PLEASE NOTE: This message, including any attachments, may include privileged, confidential and/or inside information. Any distribution or use of this communication by anyone other than the intended recipient is strictly prohibited and may be unlawful. If you are not the intended recipient, please notify the sender by replying to this message and then delete it from your system.