Fenceline Monitoring Report
Irving Oil Searsport Marine Terminal

Quarter Data Report

Prepared for: Irving Oil Terminals Inc.
190 Commerce Way
Portsmouth, NH 03801

Facility: Irving Oil Terminals Inc.
52 Station Ave
Searsport, ME 04974

Prepared By: Onterris
45 U.S. Hwy. 46 East
Suite 106
Pine Brook, NJ 07058

Reporting Period: Quarter 1, 2026
Report Date: May 12, 2026

Report Number: 047AA-031333-RT-1175

45 U.S. Hwy. 46 East, Suite 106
Pine Brook, NJ 07058
T: +1.973.575.2555
Onterris.com

For Planet & Progress

Irving Oil Searsport Marine Terminal Fenceline Monitoring

The State of Maine promulgated the Chapter 171 regulatory rule, which establishes control, operating, inspection, testing, monitoring recordkeeping, and licensure requirements for petroleum storage facilities pursuant to 38 M.R.S. Section 590(1). Chapter 171 applies to petroleum storage facilities licensed or required to obtain an air emission license pursuant to either Major and Minor Source Air Emission License Regulations, 06-096 C.M.R. ch. 115 or Part 70 Air Emission License Regulation, 06-096 C.M.R. Ch. 140. The Irving Oil Searsport Marine Terminal operates under Air Emission License A-413-71-Q-R/A and A-413-71-R-M issued by the State of Maine Department of Environmental Protection Bureau of Air Quality. The License was issued pursuant to Major and Minor Source Air Emission License Regulations, 06-096 C.M.R. Ch. 115 and is subject to the requirements of Ch. 171. Accordingly, fenceline monitoring for benzene, ethylbenzene, toluene, and xylenes (BTEX) and analyses of the samples in accordance with Appendix A to 40 C.F.R. Part 63.658, i.e., EPA Methods 325A and 325B as amended on 11/14/2018, is required.

The Irving Oil Searsport Marine Terminal FLM program began on 9/19/24, in accordance with Chapter 171 Section 6B and the Irving Oil Searsport Marine Terminal Chpt. 171 Fenceline Monitoring Plan, Rev 2, dated 8/9/24 and submitted to MEDEP on 8/20/24.

Reporting Requirements of Section 8, Chapter 171 and Corresponding Report Section		
	Requirement	**Report Section**
A	Facility name and address	Cover Page
B	Year and reporting quarter	Cover Page
C	For each passive monitor:	
	Latitude and longitude location coordinates	Site Coordinates Page
	Sampler name	FLM Results Page (Numbered name by location, in Sample Location column)
	Identification of type of sampler	FLM Results
D	The beginning and ending dates for each sampling period.	FLM Results
E	Individual sample results in units of micrograms per cubic meter for each monitor for each sampling period that ends during the reporting period. Results below the method detection limit shall be flagged as such and reported at the method detection limit.	FLM Results
F	Meteorological data collected during each sampling period, including wind speed and direction.	Meteorological Data Pages

Irving Oil Searsport Maine Terminal Fenceline Monitoring

Flags:	ND	The analyte was not present above the Method Detection Limit
	J	Estimated Value - The analyte was detected between the Method Detection Limit and Reporting Limit
	B	Compound present in field blank(s) greater than 1/3 the compliance limit or measured target analyte
	P	Field duplicate(s) exceed 30%RPD
	Pc	Field duplicate(s) exceed 30%RPD. Concentrations of both samples in duplicate are near reporting limit

Sample Code	Tube ID	Benzene		Ethylbenzene		m-/p-Xylene		o-Xylene		Toluene	
		(ug/m³)	Flag	(ug/m³)	Flag	(ug/m³)	Flag	(ug/m³)	Flag	(ug/m³)	Flag
IRVSEA-1-S-20251223	C01688	0.531		0.287	ND	0.287	ND	0.287	ND	0.493	J
IRVSEA-2-S-20251223	C36987	0.535		0.287	ND	0.287	ND	0.287	ND	0.814	
IRVSEA-2-D-20251223	C43595	0.55		0.287	ND	0.287	ND	0.287	ND	0.831	
IRVSEA-2-B-20251223	B32880	0.197	ND	0.287	ND	0.287	ND	0.287	ND	0.373	J
IRVSEA-3-S-20251223	C53680	0.783		0.287	ND	0.55	J	0.287	ND	1.39	
IRVSEA-4-S-20251223	C70152	0.855		0.456	J	1.51		0.602	J	2.72	
IRVSEA-5-S-20251223	C20560	0.807		0.36	J	0.808		0.323	J	2.32	
IRVSEA-6-S-20251223	C70013	0.867		0.542	J	1.79		0.709		3.1	
IRVSEA-7-S-20251223	B37598	1.46		1.08		3.23		1.28		6.8	
IRVSEA-8-S-20251223	C71595	3.25		3.2		11		4.08		17.8	
IRVSEA-8-D-20251223	C53727	3.15		2.89		9.45		3.64		17.1	
IRVSEA-8-B-20251223	C57097	0.197	ND	0.287	ND	0.287	ND	0.287	ND	0.254	ND
IRVSEA-9-S-20251223	B52887	1.29		0.696		2.02		0.816		4.76	
IRVSEA-10-S-20251223	C57588	2.11		1.33		4.46		1.76		8.89	
IRVSEA-11-S-20251223	C01655	1.01		0.56	J	1.59		0.636	J	3.76	
IRVSEA-12-S-20251223	B50901	0.524		0.287	ND	0.287	ND	0.287	ND	0.765	
IRVSEA-13-S-20251223	C20578	0.523		0.287	ND	0.287	ND	0.287	ND	0.744	
IRVSEA-14-S-20251223	C68609	0.56		0.287	ND	0.287	ND	0.287	ND	0.734	
IRVSEA-15-S-20251223	B49557	0.521		0.287	ND	0.287	ND	0.287	ND	0.744	
IRVSEA-16-S-20251223	B46151	0.474		0.287	ND	0.287	ND	0.287	ND	0.483	J
IRVSEA-17-S-20251223	C40526	0.433	J	0.287	ND	0.287	ND	0.287	ND	0.458	J
IRVSEA-1-S-20260106	C01363	0.616		0.281	ND	0.281	ND	0.281	ND	0.736	
IRVSEA-2-S-20260106	C40695	0.623		0.281	ND	0.29	J	0.281	ND	0.943	
IRVSEA-2-D-20260106	C71580	0.676		0.281	ND	0.311	J	0.281	ND	0.945	
IRVSEA-2-B-20260106	C00792	0.193	ND	0.281	ND	0.281	ND	0.281	ND	0.249	ND
IRVSEA-3-S-20260106	B46813	0.767		0.281	ND	0.646	J	0.281	ND	1.75	
IRVSEA-4-S-20260106	C39252	1.14		0.498	J	1.49		0.562	J	3.33	
IRVSEA-5-S-20260106	C31347	0.864		0.373	J	0.893		0.346	J	2.23	
IRVSEA-6-S-20260106	C43913	0.871		0.451	J	1.5		0.589	J	2.98	

Irving Oil Searsport Maine Terminal Fenceline Monitoring

Flags:	ND	The analyte was not present above the Method Detection Limit
	J	Estimated Value - The analyte was detected between the Method Detection Limit and Reporting Limit
	B	Compound present in field blank(s) greater than 1/3 the compliance limit or measured target analyte
	P	Field duplicate(s) exceed 30%RPD
	Pc	Field duplicate(s) exceed 30%RPD. Concentrations of both samples in duplicate are near reporting limit

Sample Code	Tube ID	Benzene		Ethylbenzene		m-/p-Xylene		o-Xylene		Toluene	
		(ug/m³)	Flag	(ug/m³)	Flag	(ug/m³)	Flag	(ug/m³)	Flag	(ug/m³)	Flag
IRVSEA-7-S-20260106	B49604	1.24		1.01		3.03		1.17		5.59	
IRVSEA-8-S-20260106	C71725	1.85		1.48		5.15		2.02		9.4	
IRVSEA-8-D-20260106	C71717	1.83		1.49		5.19		2.03		9.4	
IRVSEA-8-B-20260106	B46936	0.193	ND	0.282	ND	0.282	ND	0.282	ND	0.249	ND
IRVSEA-9-S-20260106	B48036	1.4		0.701		1.94		0.776		5.1	
IRVSEA-10-S-20260106	C60293	1.88		1.11		3.75		1.45		8.45	
IRVSEA-11-S-20260106	C33514	0.856		0.393	J	1.1		0.432	J	2.53	
IRVSEA-12-S-20260106	C57675	0.88		0.383	J	1.29		0.495	J	2.77	
IRVSEA-13-S-20260106	C69526	0.671		0.282	ND	0.64	J	0.282	ND	1.41	
IRVSEA-14-S-20260106	B46189	0.643		0.282	ND	0.419	J	0.282	ND	1.17	
IRVSEA-15-S-20260106	C00727	0.552		0.282	ND	0.282	ND	0.282	ND	0.551	
IRVSEA-16-S-20260106	C36914	0.481		0.282	ND	0.282	ND	0.282	ND	0.522	
IRVSEA-17-S-20260106	C71618	0.573		0.282	ND	0.282	ND	0.282	ND	0.548	
IRVSEA-1-S-20260120	C40577	0.605		0.27	ND	0.286	J,Pc	0.27	ND	1.49	B,P
IRVSEA-2-S-20260120	B52937	0.639		0.319	J	0.789	Pc	0.318	J	2.22	B,P
IRVSEA-2-D-20260120	B45041	0.587		0.27	ND	0.523	J,Pc	0.27	ND	1.14	B,P
IRVSEA-2-B-20260120	B20697	0.185	ND	0.27	ND	0.27	ND,Pc	0.27	ND	0.239	ND,P
IRVSEA-3-S-20260120	C34205	0.692		0.294	J	0.707	Pc	0.277	J	2.14	B,P
IRVSEA-4-S-20260120	C67447	0.847		0.576	J	1.97	Pc	0.714		2.68	B,P
IRVSEA-5-S-20260120	C70147	0.832		0.509	J	1.75	Pc	0.68		2.6	B,P
IRVSEA-6-S-20260120	C71469	1		0.892		2.94	Pc	1.11		5.03	P
IRVSEA-7-S-20260120	C38540	1.53		1.59		5.47	Pc	2.07		8.78	P
IRVSEA-8-S-20260120	C70129	1.89		2.05		8.1	Pc	2.94		10.7	P
IRVSEA-8-D-20260120	C39295	1.9		1.8		7.13	Pc	2.66		9.76	P
IRVSEA-8-B-20260120	B44200	0.196	J	0.27	ND	0.27	ND,Pc	0.27	ND	1.56	P
IRVSEA-9-S-20260120	C00808	1.07		0.614		2.03	Pc	0.812		3.81	B,P
IRVSEA-10-S-20260120	C00747	1.29		0.725		2.62	Pc	1.09		4.8	P
IRVSEA-11-S-20260120	B47833	0.665		0.27	ND	0.511	J,Pc	0.27	ND	1.27	B,P
IRVSEA-12-S-20260120	C73589	0.511		0.269	ND	0.323	J,Pc	0.269	ND	0.755	B,P

Irving Oil Searsport Maine Terminal Fenceline Monitoring

Flags:	ND	The analyte was not present above the Method Detection Limit
	J	Estimated Value - The analyte was detected between the Method Detection Limit and Reporting Limit
	B	Compound present in field blank(s) greater than 1/3 the compliance limit or measured target analyte
	P	Field duplicate(s) exceed 30%RPD
	Pc	Field duplicate(s) exceed 30%RPD. Concentrations of both samples in duplicate are near reporting limit

Sample Code	Tube ID	Benzene		Ethylbenzene		m-/p-Xylene		o-Xylene		Toluene	
		(ug/m³)	Flag	(ug/m³)	Flag	(ug/m³)	Flag	(ug/m³)	Flag	(ug/m³)	Flag
IRVSEA-13-S-20260120	B46947	0.48		0.269	ND	0.269	ND,Pc	0.269	ND	0.562	B,P
IRVSEA-14-S-20260120	C37421	0.435	J	0.269	ND	0.269	ND,Pc	0.269	ND	0.652	B,P
IRVSEA-15-S-20260120	C40696	0.436	J	0.269	ND	0.269	ND,Pc	0.269	ND	0.547	B,P
IRVSEA-16-S-20260120	B46105	0.432	J	0.269	ND	0.269	ND,Pc	0.269	ND	0.526	B,P
IRVSEA-17-S-20260120	C43235	0.486		0.269	ND	0.269	ND,Pc	0.269	ND	1.14	B,P
IRVSEA-1-S-20260204	C60002	0.502	J	0.285	ND	0.31	J	0.285	ND	0.645	
IRVSEA-2-S-20260204	C55780	0.514	J	0.285	ND	0.342	J	0.285	ND	0.808	
IRVSEA-2-D-20260204	B19353	0.564	J	0.285	ND	0.327	J	0.285	ND	1.01	
IRVSEA-2-B-20260204	C57528	0.196	ND	0.285	ND	0.285	ND	0.285	ND	0.252	ND
IRVSEA-3-S-20260204	C57830	0.686	J	0.285	ND	0.636	J	0.285	ND	1.29	
IRVSEA-4-S-20260204	C01818	0.846	J	0.515	J	1.52		0.584	J	2.75	
IRVSEA-5-S-20260204	C57131	0.747	J	0.421	J	1.31		0.53	J	2.33	
IRVSEA-6-S-20260204	C61560	1.04		0.797		2.61		1.02		4.33	
IRVSEA-7-S-20260204	C69533	1.55		1.54		5.2		1.93		7.59	
IRVSEA-8-S-20260204	C70155	2.21		2.31		7.98		3.15		11.6	
IRVSEA-8-D-20260204	C31412	2.15		2.29		7.45		2.9		11.4	
IRVSEA-8-B-20260204	C01371	0.196	ND	0.285	ND	0.285	ND	0.285	ND	0.252	ND
IRVSEA-9-S-20260204	B52737	0.843	J	0.436	J	1.34		0.542	J	2.57	
IRVSEA-10-S-20260204	C56804	0.784	J	0.449	J	1.41		0.546	J	2.55	
IRVSEA-11-S-20260204	C16137	0.626	J	0.285	ND	0.731		0.287	J	1.52	
IRVSEA-12-S-20260204	C43250	0.542	J	0.285	ND	0.556	J	0.285	ND	1.05	
IRVSEA-13-S-20260204	B50808	0.489	J	0.285	ND	0.285	ND	0.285	ND	0.76	
IRVSEA-14-S-20260204	C55544	0.529	J	0.285	ND	0.285	ND	0.285	ND	0.753	
IRVSEA-15-S-20260204	B52762	0.508	J	0.285	ND	0.285	ND	0.285	ND	0.616	
IRVSEA-16-S-20260204	C56870	0.46	J	0.285	ND	0.285	ND	0.285	ND	0.455	J
IRVSEA-17-S-20260204	C71660	0.443	J	0.285	ND	0.285	ND	0.285	ND	0.391	J
IRVSEA-1-S-20260218	C24210	0.478		0.285	ND	0.35	J	0.285	ND	0.891	
IRVSEA-2-S-20260218	C60237	0.526		0.285	ND	0.572	J	0.285	ND	1.09	
IRVSEA-2-D-20260218	C68629	0.488		0.285	ND	0.502	J	0.285	ND	0.997	

Irving Oil Searsport Maine Terminal Fenceline Monitoring

Flags:	ND	The analyte was not present above the Method Detection Limit
	J	Estimated Value - The analyte was detected between the Method Detection Limit and Reporting Limit
	B	Compound present in field blank(s) greater than 1/3 the compliance limit or measured target analyte
	P	Field duplicate(s) exceed 30%RPD
	Pc	Field duplicate(s) exceed 30%RPD. Concentrations of both samples in duplicate are near reporting limit

Sample Code	Tube ID	Benzene		Ethylbenzene		m-/p-Xylene		o-Xylene		Toluene	
		(ug/m³)	Flag	(ug/m³)	Flag	(ug/m³)	Flag	(ug/m³)	Flag	(ug/m³)	Flag
IRVSEA-2-B-20260218	C70159	0.195	ND	0.285	ND	0.285	ND	0.285	ND	0.252	ND
IRVSEA-3-S-20260218	C71471	0.555		0.285	ND	0.815		0.285	ND	1.33	
IRVSEA-4-S-20260218	C17105	0.703		0.436	J	1.24		0.383	J	2.32	
IRVSEA-5-S-20260218	B48052	0.876		0.367	J	0.99		0.37	J	2.89	
IRVSEA-6-S-20260218	C70187	1.02		0.613	J	2.13		0.796		5.03	
IRVSEA-7-S-20260218	C70865	1.62		1.44		5.03		1.85		9.26	
IRVSEA-8-S-20260218	C38854	1.79		1.65		5.61		2.02		10.1	
IRVSEA-8-D-20260218	C31398	1.62		1.55		5.24		1.94		9.38	
IRVSEA-8-B-20260218	B50871	0.195	ND	0.285	ND	0.285	ND	0.285	ND	0.337	J
IRVSEA-9-S-20260218	C01820	0.991		0.707		2.19		0.838		4.37	
IRVSEA-10-S-20260218	C01468	1.13		0.992		3.23		1.24		5.83	
IRVSEA-11-S-20260218	C00841	0.872		0.572	J	1.77		0.65		3.81	
IRVSEA-12-S-20260218	C71576	0.636		0.285	ND	0.937		0.345	J	1.76	
IRVSEA-13-S-20260218	C33507	0.469		0.285	ND	0.401	J	0.285	ND	1.08	
IRVSEA-14-S-20260218	B49561	0.522		0.285	ND	0.404	J	0.285	ND	1.06	
IRVSEA-15-S-20260218	C02238	0.459	J	0.284	ND	0.284	ND	0.284	ND	0.661	
IRVSEA-16-S-20260218	C37505	0.406	J	0.284	ND	0.284	ND	0.284	ND	0.626	
IRVSEA-17-S-20260218	C16117	0.402	J	0.284	ND	0.284	ND	0.284	ND	0.444	J
IRVSEA-1-S-20260304	C73618	0.535		0.281	ND	0.643	J	0.281	ND	1.35	
IRVSEA-2-S-20260304	B16011	0.527		0.282	ND	0.336	J	0.282	ND	1.03	
IRVSEA-2-D-20260304	C73601	0.588		0.282	ND	0.43	J	0.282	ND	0.989	
IRVSEA-2-B-20260304	C71739	0.193	ND	0.282	ND	0.282	ND	0.282	ND	0.249	ND
IRVSEA-3-S-20260304	C33473	0.59		0.282	J	0.828		0.282	ND	1.74	
IRVSEA-4-S-20260304	C59952	0.528		0.282	ND	0.844		0.299	J	1.41	
IRVSEA-5-S-20260304	C71605	0.658		0.282	ND	0.62	J	0.282	ND	1.37	
IRVSEA-6-S-20260304	C71744	0.642		0.282	ND	0.801		0.338	J	1.82	
IRVSEA-7-S-20260304	C57556	0.911		0.828		3.17		1.21		4.65	
IRVSEA-8-S-20260304	B46772	0.881		0.622		2.18		0.852		3.82	
IRVSEA-8-D-20260304	C43721	0.868		0.783		2.51		0.984		4.16	

Irving Oil Searsport Maine Terminal Fenceline Monitoring

Flags:	ND	The analyte was not present above the Method Detection Limit
	J	Estimated Value - The analyte was detected between the Method Detection Limit and Reporting Limit
	B	Compound present in field blank(s) greater than 1/3 the compliance limit or measured target analyte
	P	Field duplicate(s) exceed 30%RPD
	Pc	Field duplicate(s) exceed 30%RPD. Concentrations of both samples in duplicate are near reporting limit

Sample Code	Tube ID	Benzene		Ethylbenzene		m-/p-Xylene		o-Xylene		Toluene	
		(ug/m³)	Flag	(ug/m³)	Flag	(ug/m³)	Flag	(ug/m³)	Flag	(ug/m³)	Flag
IRVSEA-8-B-20260304	C16282	0.193	ND	0.282	ND	0.282	ND	0.282	ND	0.249	ND
IRVSEA-9-S-20260304	C70045	0.83		0.582	J	2.24		0.937		3.27	
IRVSEA-10-S-20260304	C43881	1		0.949		3.68		1.5		5.13	
IRVSEA-11-S-20260304	C00800	0.876		0.559	J	1.65		0.674		3.49	
IRVSEA-12-S-20260304	B45103	0.771		0.57	J	1.63		0.692		3.25	
IRVSEA-13-S-20260304	C33294	0.591		0.314	J	0.905		0.363	J	1.87	
IRVSEA-14-S-20260304	C71693	0.513		0.282	ND	0.621	J	0.282	ND	1.28	
IRVSEA-15-S-20260304	C01779	0.464		0.282	ND	0.282	ND	0.282	ND	0.697	
IRVSEA-16-S-20260304	C01494	0.426	J	0.282	ND	0.282	ND	0.282	ND	0.601	
IRVSEA-17-S-20260304	C36941	0.413	J	0.282	ND	0.282	ND	0.282	ND	0.588	
Quarter 1, 2026 Maximum		3.25		3.20		11.0		4.08		17.8	
Quarter 1, 2026 Average		0.826		0.54		1.51		0.65		2.83	
Rolling Annual Maximum		7.73		6.54		18.6		5.53		22.9	
Rolling Annual Average		1.38		0.98		3.01		1.14		4.43	

QA/QC Data Qualifiers and Interpretation (Maine Chapter 171):

Certain fenceline monitoring results presented in this report include standard laboratory or field quality assurance qualifiers (e.g., ND, J, B, P, Pc) generated through implementation of EPA Method 325A/325B and associated data validation procedures. These qualifiers are informational in nature and are applied in accordance with established Method 325 and Chapter 171 data review practices.

All qualified results were reviewed as part of the data validation process and were determined to be technically valid and representative of ambient conditions for the applicable sampling periods. Observed qualifiers primarily reflect low level detections near method detection limits, expected analytical variability between co located duplicate samples, or trace detections in field blanks at concentrations that do not affect data usability or interpretation.

Consistent with Maine Department of Environmental Protection (MEDEP) Chapter 171 reporting expectations, the presence of QA/QC qualifiers does not, by itself, indicate data quality failure, monitoring non compliance, or the need for corrective action. No qualified results identified during the Q1 2026 monitoring period affect the validity of quarterly or rolling annual BTEX concentrations, and no additional monitoring or response actions were warranted based on QA/QC review.

* Reported concentrations and method detection limits have been rounded to 2–3 significant figures for consistency and readability; no underlying data values or calculations were changed.

IRVING OIL TERMINALS INC. – SEARSPORT MARINE TERMINAL

FLM MONITORING RESULTS

SAMPLE EVENTS 12-23-25 THROUGH 03-18-26

Irving Oil Searsport Maine Terminal Fenceline Monitoring

SAMPLE ID	SAMPLE LOC.	COMPOUND NAME	SAMPLE TYPE	RESULT 3	RESULT UNITS3	MDL3	MDL UNITS3	LAB FLAGS	DETECT FLAG	SAMPLE START DATE	SAMPLE START TIME	SAMPLE END DATE	SAMPLE END TIME
IRVSEA-1-S-20251223	1	Benzene	Sample	0.531	ug/m3	0.197	ug/m3		Y	12/23/2025	10:27	1/6/2026	10:13
IRVSEA-1-S-20251223	1	Ethylbenzene	Sample	<0.287	ug/m3	0.287	ug/m3	ND	N	12/23/2025	10:27	1/6/2026	10:13
IRVSEA-1-S-20251223	1	m-/p-Xylenes	Sample	<0.287	ug/m3	0.287	ug/m3	ND	N	12/23/2025	10:27	1/6/2026	10:13
IRVSEA-1-S-20251223	1	o-Xylene	Sample	<0.287	ug/m3	0.287	ug/m3	ND	N	12/23/2025	10:27	1/6/2026	10:13
IRVSEA-1-S-20251223	1	Toluene	Sample	0.493	ug/m3	0.254	ug/m3	J	Y	12/23/2025	10:27	1/6/2026	10:13
IRVSEA-2-S-20251223	2	Benzene	Sample	0.535	ug/m3	0.197	ug/m3		Y	12/23/2025	10:29	1/6/2026	10:16
IRVSEA-2-S-20251223	2	Ethylbenzene	Sample	<0.287	ug/m3	0.287	ug/m3	ND	N	12/23/2025	10:29	1/6/2026	10:16
IRVSEA-2-S-20251223	2	m-/p-Xylenes	Sample	<0.287	ug/m3	0.287	ug/m3	ND	N	12/23/2025	10:29	1/6/2026	10:16
IRVSEA-2-S-20251223	2	o-Xylene	Sample	<0.287	ug/m3	0.287	ug/m3	ND	N	12/23/2025	10:29	1/6/2026	10:16
IRVSEA-2-S-20251223	2	Toluene	Sample	0.814	ug/m3	0.254	ug/m3		Y	12/23/2025	10:29	1/6/2026	10:16
IRVSEA-2-D-20251223	2	Benzene	Duplicate	0.55	ug/m3	0.197	ug/m3		Y	12/23/2025	10:29	1/6/2026	10:16
IRVSEA-2-D-20251223	2	Ethylbenzene	Duplicate	<0.287	ug/m3	0.287	ug/m3	ND	N	12/23/2025	10:29	1/6/2026	10:16
IRVSEA-2-D-20251223	2	m-/p-Xylenes	Duplicate	<0.287	ug/m3	0.287	ug/m3	ND	N	12/23/2025	10:29	1/6/2026	10:16
IRVSEA-2-D-20251223	2	o-Xylene	Duplicate	<0.287	ug/m3	0.287	ug/m3	ND	N	12/23/2025	10:29	1/6/2026	10:16
IRVSEA-2-D-20251223	2	Toluene	Duplicate	0.831	ug/m3	0.254	ug/m3		Y	12/23/2025	10:29	1/6/2026	10:16
IRVSEA-2-B-20251223	2	Benzene	Blank	<0.197	ug/m3	0.197	ug/m3	ND	N	12/23/2025	10:29	1/6/2026	10:16
IRVSEA-2-B-20251223	2	Ethylbenzene	Blank	<0.287	ug/m3	0.287	ug/m3	ND	N	12/23/2025	10:29	1/6/2026	10:16
IRVSEA-2-B-20251223	2	m-/p-Xylenes	Blank	<0.287	ug/m3	0.287	ug/m3	ND	N	12/23/2025	10:29	1/6/2026	10:16
IRVSEA-2-B-20251223	2	o-Xylene	Blank	<0.287	ug/m3	0.287	ug/m3	ND	N	12/23/2025	10:29	1/6/2026	10:16
IRVSEA-2-B-20251223	2	Toluene	Blank	0.373	ug/m3	0.254	ug/m3	J	Y	12/23/2025	10:29	1/6/2026	10:16
IRVSEA-3-S-20251223	3	Benzene	Sample	0.783	ug/m3	0.197	ug/m3		Y	12/23/2025	10:34	1/6/2026	10:18
IRVSEA-3-S-20251223	3	Ethylbenzene	Sample	<0.287	ug/m3	0.287	ug/m3	ND	N	12/23/2025	10:34	1/6/2026	10:18
IRVSEA-3-S-20251223	3	m-/p-Xylenes	Sample	0.55	ug/m3	0.287	ug/m3	J	Y	12/23/2025	10:34	1/6/2026	10:18
IRVSEA-3-S-20251223	3	o-Xylene	Sample	<0.287	ug/m3	0.287	ug/m3	ND	N	12/23/2025	10:34	1/6/2026	10:18
IRVSEA-3-S-20251223	3	Toluene	Sample	1.39	ug/m3	0.254	ug/m3		Y	12/23/2025	10:34	1/6/2026	10:18
IRVSEA-4-S-20251223	4	Benzene	Sample	0.855	ug/m3	0.197	ug/m3		Y	12/23/2025	10:35	1/6/2026	10:20
IRVSEA-4-S-20251223	4	Ethylbenzene	Sample	0.456	ug/m3	0.287	ug/m3	J	Y	12/23/2025	10:35	1/6/2026	10:20
IRVSEA-4-S-20251223	4	m-/p-Xylenes	Sample	1.51	ug/m3	0.287	ug/m3		Y	12/23/2025	10:35	1/6/2026	10:20
IRVSEA-4-S-20251223	4	o-Xylene	Sample	0.602	ug/m3	0.287	ug/m3	J	Y	12/23/2025	10:35	1/6/2026	10:20
IRVSEA-4-S-20251223	4	Toluene	Sample	2.72	ug/m3	0.254	ug/m3		Y	12/23/2025	10:35	1/6/2026	10:20
IRVSEA-5-S-20251223	5	Benzene	Sample	0.807	ug/m3	0.197	ug/m3		Y	12/23/2025	10:37	1/6/2026	10:24
IRVSEA-5-S-20251223	5	Ethylbenzene	Sample	0.36	ug/m3	0.287	ug/m3	J	Y	12/23/2025	10:37	1/6/2026	10:24

Irving Oil Searsport Maine Terminal Fenceline Monitoring

SAMPLE ID	SAMPLE LOC.	COMPOUND NAME	SAMPLE TYPE	RESULT 3	RESULT UNITS3	MDL3	MDL UNITS3	LAB FLAGS	DETECT FLAG	SAMPLE START DATE	SAMPLE START TIME	SAMPLE END DATE	SAMPLE END TIME
IRVSEA-5-S-20251223	5	m-/p-Xylenes	Sample	0.808	ug/m3	0.287	ug/m3		Y	12/23/2025	10:37	1/6/2026	10:24
IRVSEA-5-S-20251223	5	o-Xylene	Sample	0.323	ug/m3	0.287	ug/m3	J	Y	12/23/2025	10:37	1/6/2026	10:24
IRVSEA-5-S-20251223	5	Toluene	Sample	2.32	ug/m3	0.254	ug/m3		Y	12/23/2025	10:37	1/6/2026	10:24
IRVSEA-6-S-20251223	6	Benzene	Sample	0.867	ug/m3	0.197	ug/m3		Y	12/23/2025	10:40	1/6/2026	10:31
IRVSEA-6-S-20251223	6	Ethylbenzene	Sample	0.542	ug/m3	0.287	ug/m3	J	Y	12/23/2025	10:40	1/6/2026	10:31
IRVSEA-6-S-20251223	6	m-/p-Xylenes	Sample	1.79	ug/m3	0.287	ug/m3		Y	12/23/2025	10:40	1/6/2026	10:31
IRVSEA-6-S-20251223	6	o-Xylene	Sample	0.709	ug/m3	0.287	ug/m3		Y	12/23/2025	10:40	1/6/2026	10:31
IRVSEA-6-S-20251223	6	Toluene	Sample	3.1	ug/m3	0.254	ug/m3		Y	12/23/2025	10:40	1/6/2026	10:31
IRVSEA-7-S-20251223	7	Benzene	Sample	1.46	ug/m3	0.197	ug/m3		Y	12/23/2025	10:42	1/6/2026	10:39
IRVSEA-7-S-20251223	7	Ethylbenzene	Sample	1.08	ug/m3	0.287	ug/m3		Y	12/23/2025	10:42	1/6/2026	10:39
IRVSEA-7-S-20251223	7	m-/p-Xylenes	Sample	3.23	ug/m3	0.287	ug/m3		Y	12/23/2025	10:42	1/6/2026	10:39
IRVSEA-7-S-20251223	7	o-Xylene	Sample	1.28	ug/m3	0.287	ug/m3		Y	12/23/2025	10:42	1/6/2026	10:39
IRVSEA-7-S-20251223	7	Toluene	Sample	6.8	ug/m3	0.254	ug/m3		Y	12/23/2025	10:42	1/6/2026	10:39
IRVSEA-8-S-20251223	8	Benzene	Sample	3.25	ug/m3	0.197	ug/m3		Y	12/23/2025	10:45	1/6/2026	10:43
IRVSEA-8-S-20251223	8	Ethylbenzene	Sample	3.2	ug/m3	0.287	ug/m3		Y	12/23/2025	10:45	1/6/2026	10:43
IRVSEA-8-S-20251223	8	m-/p-Xylenes	Sample	11	ug/m3	0.287	ug/m3		Y	12/23/2025	10:45	1/6/2026	10:43
IRVSEA-8-S-20251223	8	o-Xylene	Sample	4.08	ug/m3	0.287	ug/m3		Y	12/23/2025	10:45	1/6/2026	10:43
IRVSEA-8-S-20251223	8	Toluene	Sample	17.8	ug/m3	0.254	ug/m3		Y	12/23/2025	10:45	1/6/2026	10:43
IRVSEA-8-D-20251223	8	Benzene	Duplicate	3.15	ug/m3	0.197	ug/m3		Y	12/23/2025	10:45	1/6/2026	10:43
IRVSEA-8-D-20251223	8	Ethylbenzene	Duplicate	2.89	ug/m3	0.287	ug/m3		Y	12/23/2025	10:45	1/6/2026	10:43
IRVSEA-8-D-20251223	8	m-/p-Xylenes	Duplicate	9.45	ug/m3	0.287	ug/m3		Y	12/23/2025	10:45	1/6/2026	10:43
IRVSEA-8-D-20251223	8	o-Xylene	Duplicate	3.64	ug/m3	0.287	ug/m3		Y	12/23/2025	10:45	1/6/2026	10:43
IRVSEA-8-D-20251223	8	Toluene	Duplicate	17.1	ug/m3	0.254	ug/m3		Y	12/23/2025	10:45	1/6/2026	10:43
IRVSEA-8-B-20251223	8	Benzene	Blank	<0.197	ug/m3	0.197	ug/m3	ND	N	12/23/2025	10:45	1/6/2026	10:43
IRVSEA-8-B-20251223	8	Ethylbenzene	Blank	<0.287	ug/m3	0.287	ug/m3	ND	N	12/23/2025	10:45	1/6/2026	10:43
IRVSEA-8-B-20251223	8	m-/p-Xylenes	Blank	<0.287	ug/m3	0.287	ug/m3	ND	N	12/23/2025	10:45	1/6/2026	10:43
IRVSEA-8-B-20251223	8	o-Xylene	Blank	<0.287	ug/m3	0.287	ug/m3	ND	N	12/23/2025	10:45	1/6/2026	10:43
IRVSEA-8-B-20251223	8	Toluene	Blank	<0.254	ug/m3	0.254	ug/m3	ND	N	12/23/2025	10:45	1/6/2026	10:43
IRVSEA-9-S-20251223	9	Benzene	Sample	1.29	ug/m3	0.197	ug/m3		Y	12/23/2025	10:51	1/6/2026	10:48
IRVSEA-9-S-20251223	9	Ethylbenzene	Sample	0.696	ug/m3	0.287	ug/m3		Y	12/23/2025	10:51	1/6/2026	10:48
IRVSEA-9-S-20251223	9	m-/p-Xylenes	Sample	2.02	ug/m3	0.287	ug/m3		Y	12/23/2025	10:51	1/6/2026	10:48
IRVSEA-9-S-20251223	9	o-Xylene	Sample	0.816	ug/m3	0.287	ug/m3		Y	12/23/2025	10:51	1/6/2026	10:48

Irving Oil Searsport Maine Terminal Fenceline Monitoring

SAMPLE ID	SAMPLE LOC.	COMPOUND NAME	SAMPLE TYPE	RESULT 3	RESULT UNITS3	MDL3	MDL UNITS3	LAB FLAGS	DETECT FLAG	SAMPLE START DATE	SAMPLE START TIME	SAMPLE END DATE	SAMPLE END TIME
IRVSEA-9-S-20251223	9	Toluene	Sample	4.76	ug/m3	0.254	ug/m3		Y	12/23/2025	10:51	1/6/2026	10:48
IRVSEA-10-S-20251223	10	Benzene	Sample	2.11	ug/m3	0.197	ug/m3		Y	12/23/2025	10:05	1/6/2026	10:50
IRVSEA-10-S-20251223	10	Ethylbenzene	Sample	1.33	ug/m3	0.287	ug/m3		Y	12/23/2025	10:05	1/6/2026	10:50
IRVSEA-10-S-20251223	10	m-/p-Xylenes	Sample	4.46	ug/m3	0.287	ug/m3		Y	12/23/2025	10:05	1/6/2026	10:50
IRVSEA-10-S-20251223	10	o-Xylene	Sample	1.76	ug/m3	0.287	ug/m3		Y	12/23/2025	10:05	1/6/2026	10:50
IRVSEA-10-S-20251223	10	Toluene	Sample	8.89	ug/m3	0.254	ug/m3		Y	12/23/2025	10:05	1/6/2026	10:50
IRVSEA-11-S-20251223	11	Benzene	Sample	1.01	ug/m3	0.197	ug/m3		Y	12/23/2025	10:55	1/6/2026	10:53
IRVSEA-11-S-20251223	11	Ethylbenzene	Sample	0.56	ug/m3	0.287	ug/m3	J	Y	12/23/2025	10:55	1/6/2026	10:53
IRVSEA-11-S-20251223	11	m-/p-Xylenes	Sample	1.59	ug/m3	0.287	ug/m3		Y	12/23/2025	10:55	1/6/2026	10:53
IRVSEA-11-S-20251223	11	o-Xylene	Sample	0.636	ug/m3	0.287	ug/m3	J	Y	12/23/2025	10:55	1/6/2026	10:53
IRVSEA-11-S-20251223	11	Toluene	Sample	3.76	ug/m3	0.254	ug/m3		Y	12/23/2025	10:55	1/6/2026	10:53
IRVSEA-12-S-20251223	12	Benzene	Sample	0.524	ug/m3	0.197	ug/m3		Y	12/23/2025	11:02	1/6/2026	10:58
IRVSEA-12-S-20251223	12	Ethylbenzene	Sample	<0.287	ug/m3	0.287	ug/m3	ND	N	12/23/2025	11:02	1/6/2026	10:58
IRVSEA-12-S-20251223	12	m-/p-Xylenes	Sample	<0.287	ug/m3	0.287	ug/m3	ND	N	12/23/2025	11:02	1/6/2026	10:58
IRVSEA-12-S-20251223	12	o-Xylene	Sample	<0.287	ug/m3	0.287	ug/m3	ND	N	12/23/2025	11:02	1/6/2026	10:58
IRVSEA-12-S-20251223	12	Toluene	Sample	0.765	ug/m3	0.254	ug/m3		Y	12/23/2025	11:02	1/6/2026	10:58
IRVSEA-13-S-20251223	13	Benzene	Sample	0.523	ug/m3	0.197	ug/m3		Y	12/23/2025	11:04	1/6/2026	11:02
IRVSEA-13-S-20251223	13	Ethylbenzene	Sample	<0.287	ug/m3	0.287	ug/m3	ND	N	12/23/2025	11:04	1/6/2026	11:02
IRVSEA-13-S-20251223	13	m-/p-Xylenes	Sample	<0.287	ug/m3	0.287	ug/m3	ND	N	12/23/2025	11:04	1/6/2026	11:02
IRVSEA-13-S-20251223	13	o-Xylene	Sample	<0.287	ug/m3	0.287	ug/m3	ND	N	12/23/2025	11:04	1/6/2026	11:02
IRVSEA-13-S-20251223	13	Toluene	Sample	0.744	ug/m3	0.254	ug/m3		Y	12/23/2025	11:04	1/6/2026	11:02
IRVSEA-14-S-20251223	14	Benzene	Sample	0.56	ug/m3	0.197	ug/m3		Y	12/23/2025	11:07	1/6/2026	11:05
IRVSEA-14-S-20251223	14	Ethylbenzene	Sample	<0.287	ug/m3	0.287	ug/m3	ND	N	12/23/2025	11:07	1/6/2026	11:05
IRVSEA-14-S-20251223	14	m-/p-Xylenes	Sample	<0.287	ug/m3	0.287	ug/m3	ND	N	12/23/2025	11:07	1/6/2026	11:05
IRVSEA-14-S-20251223	14	o-Xylene	Sample	<0.287	ug/m3	0.287	ug/m3	ND	N	12/23/2025	11:07	1/6/2026	11:05
IRVSEA-14-S-20251223	14	Toluene	Sample	0.734	ug/m3	0.254	ug/m3		Y	12/23/2025	11:07	1/6/2026	11:05
IRVSEA-15-S-20251223	15	Benzene	Sample	0.521	ug/m3	0.197	ug/m3		Y	12/23/2025	11:18	1/6/2026	11:29
IRVSEA-15-S-20251223	15	Ethylbenzene	Sample	<0.287	ug/m3	0.287	ug/m3	ND	N	12/23/2025	11:18	1/6/2026	11:29
IRVSEA-15-S-20251223	15	m-/p-Xylenes	Sample	<0.287	ug/m3	0.287	ug/m3	ND	N	12/23/2025	11:18	1/6/2026	11:29
IRVSEA-15-S-20251223	15	o-Xylene	Sample	<0.287	ug/m3	0.287	ug/m3	ND	N	12/23/2025	11:18	1/6/2026	11:29
IRVSEA-15-S-20251223	15	Toluene	Sample	0.744	ug/m3	0.254	ug/m3		Y	12/23/2025	11:18	1/6/2026	11:29
IRVSEA-16-S-20251223	16	Benzene	Sample	0.474	ug/m3	0.197	ug/m3		Y	12/23/2025	11:20	1/6/2026	11:32

Irving Oil Searsport Maine Terminal Fenceline Monitoring

SAMPLE ID	SAMPLE LOC.	COMPOUND NAME	SAMPLE TYPE	RESULT 3	RESULT UNITS3	MDL3	MDL UNITS3	LAB FLAGS	DETECT FLAG	SAMPLE START DATE	SAMPLE START TIME	SAMPLE END DATE	SAMPLE END TIME
IRVSEA-16-S-20251223	16	Ethylbenzene	Sample	<0.287	ug/m3	0.287	ug/m3	ND	N	12/23/2025	11:20	1/6/2026	11:32
IRVSEA-16-S-20251223	16	m-/p-Xylenes	Sample	<0.287	ug/m3	0.287	ug/m3	ND	N	12/23/2025	11:20	1/6/2026	11:32
IRVSEA-16-S-20251223	16	o-Xylene	Sample	<0.287	ug/m3	0.287	ug/m3	ND	N	12/23/2025	11:20	1/6/2026	11:32
IRVSEA-16-S-20251223	16	Toluene	Sample	0.483	ug/m3	0.254	ug/m3	J	Y	12/23/2025	11:20	1/6/2026	11:32
IRVSEA-17-S-20251223	17	Benzene	Sample	0.433	ug/m3	0.197	ug/m3	J	Y	12/23/2025	11:23	1/6/2026	11:36
IRVSEA-17-S-20251223	17	Ethylbenzene	Sample	<0.287	ug/m3	0.287	ug/m3	ND	N	12/23/2025	11:23	1/6/2026	11:36
IRVSEA-17-S-20251223	17	m-/p-Xylenes	Sample	<0.287	ug/m3	0.287	ug/m3	ND	N	12/23/2025	11:23	1/6/2026	11:36
IRVSEA-17-S-20251223	17	o-Xylene	Sample	<0.287	ug/m3	0.287	ug/m3	ND	N	12/23/2025	11:23	1/6/2026	11:36
IRVSEA-17-S-20251223	17	Toluene	Sample	0.458	ug/m3	0.254	ug/m3	J	Y	12/23/2025	11:23	1/6/2026	11:36
IRVSEA-1-S-20260106	1	Benzene	Sample	0.616	ug/m3	0.193	ug/m3		Y	1/6/2026	10:13	1/20/2026	11:36
IRVSEA-1-S-20260106	1	Ethylbenzene	Sample	<0.281	ug/m3	0.281	ug/m3	ND	N	1/6/2026	10:13	1/20/2026	11:36
IRVSEA-1-S-20260106	1	m-/p-Xylenes	Sample	<0.281	ug/m3	0.281	ug/m3	ND	N	1/6/2026	10:13	1/20/2026	11:36
IRVSEA-1-S-20260106	1	o-Xylene	Sample	<0.281	ug/m3	0.281	ug/m3	ND	N	1/6/2026	10:13	1/20/2026	11:36
IRVSEA-1-S-20260106	1	Toluene	Sample	0.736	ug/m3	0.249	ug/m3		Y	1/6/2026	10:13	1/20/2026	11:36
IRVSEA-2-S-20260106	2	Benzene	Sample	0.623	ug/m3	0.193	ug/m3		Y	1/6/2026	10:16	1/20/2026	11:38
IRVSEA-2-S-20260106	2	Ethylbenzene	Sample	<0.281	ug/m3	0.281	ug/m3	ND	N	1/6/2026	10:16	1/20/2026	11:38
IRVSEA-2-S-20260106	2	m-/p-Xylenes	Sample	0.29	ug/m3	0.281	ug/m3	J	Y	1/6/2026	10:16	1/20/2026	11:38
IRVSEA-2-S-20260106	2	o-Xylene	Sample	<0.281	ug/m3	0.281	ug/m3	ND	N	1/6/2026	10:16	1/20/2026	11:38
IRVSEA-2-S-20260106	2	Toluene	Sample	0.943	ug/m3	0.249	ug/m3		Y	1/6/2026	10:16	1/20/2026	11:38
IRVSEA-2-D-20260106	2	Benzene	Duplicate	0.676	ug/m3	0.193	ug/m3		Y	1/6/2026	10:16	1/20/2026	11:38
IRVSEA-2-D-20260106	2	Ethylbenzene	Duplicate	<0.281	ug/m3	0.281	ug/m3	ND	N	1/6/2026	10:16	1/20/2026	11:38
IRVSEA-2-D-20260106	2	m-/p-Xylenes	Duplicate	0.311	ug/m3	0.281	ug/m3	J	Y	1/6/2026	10:16	1/20/2026	11:38
IRVSEA-2-D-20260106	2	o-Xylene	Duplicate	<0.281	ug/m3	0.281	ug/m3	ND	N	1/6/2026	10:16	1/20/2026	11:38
IRVSEA-2-D-20260106	2	Toluene	Duplicate	0.945	ug/m3	0.249	ug/m3		Y	1/6/2026	10:16	1/20/2026	11:38
IRVSEA-2-B-20260106	2	Benzene	Blank	<0.193	ug/m3	0.193	ug/m3	ND	N	1/6/2026	10:16	1/20/2026	11:38
IRVSEA-2-B-20260106	2	Ethylbenzene	Blank	<0.281	ug/m3	0.281	ug/m3	ND	N	1/6/2026	10:16	1/20/2026	11:38
IRVSEA-2-B-20260106	2	m-/p-Xylenes	Blank	<0.281	ug/m3	0.281	ug/m3	ND	N	1/6/2026	10:16	1/20/2026	11:38
IRVSEA-2-B-20260106	2	o-Xylene	Blank	<0.281	ug/m3	0.281	ug/m3	ND	N	1/6/2026	10:16	1/20/2026	11:38
IRVSEA-2-B-20260106	2	Toluene	Blank	<0.249	ug/m3	0.249	ug/m3	ND	N	1/6/2026	10:16	1/20/2026	11:38
IRVSEA-3-S-20260106	3	Benzene	Sample	0.767	ug/m3	0.193	ug/m3		Y	1/6/2026	10:18	1/20/2026	11:42
IRVSEA-3-S-20260106	3	Ethylbenzene	Sample	<0.281	ug/m3	0.281	ug/m3	ND	N	1/6/2026	10:18	1/20/2026	11:42
IRVSEA-3-S-20260106	3	m-/p-Xylenes	Sample	0.646	ug/m3	0.281	ug/m3	J	Y	1/6/2026	10:18	1/20/2026	11:42

Irving Oil Searsport Maine Terminal Fenceline Monitoring

SAMPLE ID	SAMPLE LOC.	COMPOUND NAME	SAMPLE TYPE	RESULT 3	RESULT UNITS3	MDL3	MDL UNITS3	LAB FLAGS	DETECT FLAG	SAMPLE START DATE	SAMPLE START TIME	SAMPLE END DATE	SAMPLE END TIME
IRVSEA-3-S-20260106	3	o-Xylene	Sample	<0.281	ug/m3	0.281	ug/m3	ND	N	1/6/2026	10:18	1/20/2026	11:42
IRVSEA-3-S-20260106	3	Toluene	Sample	1.75	ug/m3	0.249	ug/m3		Y	1/6/2026	10:18	1/20/2026	11:42
IRVSEA-4-S-20260106	4	Benzene	Sample	1.14	ug/m3	0.193	ug/m3		Y	1/6/2026	10:20	1/20/2026	11:43
IRVSEA-4-S-20260106	4	Ethylbenzene	Sample	0.498	ug/m3	0.281	ug/m3	J	Y	1/6/2026	10:20	1/20/2026	11:43
IRVSEA-4-S-20260106	4	m-/p-Xylenes	Sample	1.49	ug/m3	0.281	ug/m3		Y	1/6/2026	10:20	1/20/2026	11:43
IRVSEA-4-S-20260106	4	o-Xylene	Sample	0.562	ug/m3	0.281	ug/m3	J	Y	1/6/2026	10:20	1/20/2026	11:43
IRVSEA-4-S-20260106	4	Toluene	Sample	3.33	ug/m3	0.249	ug/m3		Y	1/6/2026	10:20	1/20/2026	11:43
IRVSEA-5-S-20260106	5	Benzene	Sample	0.864	ug/m3	0.193	ug/m3		Y	1/6/2026	10:24	1/20/2026	11:44
IRVSEA-5-S-20260106	5	Ethylbenzene	Sample	0.373	ug/m3	0.281	ug/m3	J	Y	1/6/2026	10:24	1/20/2026	11:44
IRVSEA-5-S-20260106	5	m-/p-Xylenes	Sample	0.893	ug/m3	0.281	ug/m3		Y	1/6/2026	10:24	1/20/2026	11:44
IRVSEA-5-S-20260106	5	o-Xylene	Sample	0.346	ug/m3	0.281	ug/m3	J	Y	1/6/2026	10:24	1/20/2026	11:44
IRVSEA-5-S-20260106	5	Toluene	Sample	2.23	ug/m3	0.249	ug/m3		Y	1/6/2026	10:24	1/20/2026	11:44
IRVSEA-6-S-20260106	6	Benzene	Sample	0.871	ug/m3	0.193	ug/m3		Y	1/6/2026	10:31	1/20/2026	11:49
IRVSEA-6-S-20260106	6	Ethylbenzene	Sample	0.451	ug/m3	0.281	ug/m3	J	Y	1/6/2026	10:31	1/20/2026	11:49
IRVSEA-6-S-20260106	6	m-/p-Xylenes	Sample	1.5	ug/m3	0.281	ug/m3		Y	1/6/2026	10:31	1/20/2026	11:49
IRVSEA-6-S-20260106	6	o-Xylene	Sample	0.589	ug/m3	0.281	ug/m3	J	Y	1/6/2026	10:31	1/20/2026	11:49
IRVSEA-6-S-20260106	6	Toluene	Sample	2.98	ug/m3	0.249	ug/m3		Y	1/6/2026	10:31	1/20/2026	11:49
IRVSEA-7-S-20260106	7	Benzene	Sample	1.24	ug/m3	0.193	ug/m3		Y	1/6/2026	10:39	1/20/2026	11:53
IRVSEA-7-S-20260106	7	Ethylbenzene	Sample	1.01	ug/m3	0.282	ug/m3		Y	1/6/2026	10:39	1/20/2026	11:53
IRVSEA-7-S-20260106	7	m-/p-Xylenes	Sample	3.03	ug/m3	0.282	ug/m3		Y	1/6/2026	10:39	1/20/2026	11:53
IRVSEA-7-S-20260106	7	o-Xylene	Sample	1.17	ug/m3	0.282	ug/m3		Y	1/6/2026	10:39	1/20/2026	11:53
IRVSEA-7-S-20260106	7	Toluene	Sample	5.59	ug/m3	0.249	ug/m3		Y	1/6/2026	10:39	1/20/2026	11:53
IRVSEA-8-S-20260106	8	Benzene	Sample	1.85	ug/m3	0.193	ug/m3		Y	1/6/2026	10:43	1/20/2026	11:55
IRVSEA-8-S-20260106	8	Ethylbenzene	Sample	1.48	ug/m3	0.282	ug/m3		Y	1/6/2026	10:43	1/20/2026	11:55
IRVSEA-8-S-20260106	8	m-/p-Xylenes	Sample	5.15	ug/m3	0.282	ug/m3		Y	1/6/2026	10:43	1/20/2026	11:55
IRVSEA-8-S-20260106	8	o-Xylene	Sample	2.02	ug/m3	0.282	ug/m3		Y	1/6/2026	10:43	1/20/2026	11:55
IRVSEA-8-S-20260106	8	Toluene	Sample	9.4	ug/m3	0.249	ug/m3		Y	1/6/2026	10:43	1/20/2026	11:55
IRVSEA-8-D-20260106	8	Benzene	Duplicate	1.83	ug/m3	0.193	ug/m3		Y	1/6/2026	10:43	1/20/2026	11:55
IRVSEA-8-D-20260106	8	Ethylbenzene	Duplicate	1.49	ug/m3	0.282	ug/m3		Y	1/6/2026	10:43	1/20/2026	11:55
IRVSEA-8-D-20260106	8	m-/p-Xylenes	Duplicate	5.19	ug/m3	0.282	ug/m3		Y	1/6/2026	10:43	1/20/2026	11:55
IRVSEA-8-D-20260106	8	o-Xylene	Duplicate	2.03	ug/m3	0.282	ug/m3		Y	1/6/2026	10:43	1/20/2026	11:55
IRVSEA-8-D-20260106	8	Toluene	Duplicate	9.4	ug/m3	0.249	ug/m3		Y	1/6/2026	10:43	1/20/2026	11:55

Irving Oil Searsport Maine Terminal Fenceline Monitoring

SAMPLE ID	SAMPLE LOC.	COMPOUND NAME	SAMPLE TYPE	RESULT 3	RESULT UNITS3	MDL3	MDL UNITS3	LAB FLAGS	DETECT FLAG	SAMPLE START DATE	SAMPLE START TIME	SAMPLE END DATE	SAMPLE END TIME
IRVSEA-8-B-20260106	8	Benzene	Blank	<0.193	ug/m3	0.193	ug/m3	ND	N	1/6/2026	10:43	1/20/2026	11:55
IRVSEA-8-B-20260106	8	Ethylbenzene	Blank	<0.282	ug/m3	0.282	ug/m3	ND	N	1/6/2026	10:43	1/20/2026	11:55
IRVSEA-8-B-20260106	8	m-/p-Xylenes	Blank	<0.282	ug/m3	0.282	ug/m3	ND	N	1/6/2026	10:43	1/20/2026	11:55
IRVSEA-8-B-20260106	8	o-Xylene	Blank	<0.282	ug/m3	0.282	ug/m3	ND	N	1/6/2026	10:43	1/20/2026	11:55
IRVSEA-8-B-20260106	8	Toluene	Blank	<0.249	ug/m3	0.249	ug/m3	ND	N	1/6/2026	10:43	1/20/2026	11:55
IRVSEA-9-S-20260106	9	Benzene	Sample	1.4	ug/m3	0.193	ug/m3		Y	1/6/2026	10:48	1/20/2026	12:00
IRVSEA-9-S-20260106	9	Ethylbenzene	Sample	0.701	ug/m3	0.282	ug/m3		Y	1/6/2026	10:48	1/20/2026	12:00
IRVSEA-9-S-20260106	9	m-/p-Xylenes	Sample	1.94	ug/m3	0.282	ug/m3		Y	1/6/2026	10:48	1/20/2026	12:00
IRVSEA-9-S-20260106	9	o-Xylene	Sample	0.776	ug/m3	0.282	ug/m3		Y	1/6/2026	10:48	1/20/2026	12:00
IRVSEA-9-S-20260106	9	Toluene	Sample	5.1	ug/m3	0.249	ug/m3		Y	1/6/2026	10:48	1/20/2026	12:00
IRVSEA-10-S-20260106	10	Benzene	Sample	1.88	ug/m3	0.193	ug/m3		Y	1/6/2026	10:50	1/20/2026	12:02
IRVSEA-10-S-20260106	10	Ethylbenzene	Sample	1.11	ug/m3	0.282	ug/m3		Y	1/6/2026	10:50	1/20/2026	12:02
IRVSEA-10-S-20260106	10	m-/p-Xylenes	Sample	3.75	ug/m3	0.282	ug/m3		Y	1/6/2026	10:50	1/20/2026	12:02
IRVSEA-10-S-20260106	10	o-Xylene	Sample	1.45	ug/m3	0.282	ug/m3		Y	1/6/2026	10:50	1/20/2026	12:02
IRVSEA-10-S-20260106	10	Toluene	Sample	8.45	ug/m3	0.249	ug/m3		Y	1/6/2026	10:50	1/20/2026	12:02
IRVSEA-11-S-20260106	11	Benzene	Sample	0.856	ug/m3	0.193	ug/m3		Y	1/6/2026	10:53	1/20/2026	12:04
IRVSEA-11-S-20260106	11	Ethylbenzene	Sample	0.393	ug/m3	0.282	ug/m3	J	Y	1/6/2026	10:53	1/20/2026	12:04
IRVSEA-11-S-20260106	11	m-/p-Xylenes	Sample	1.1	ug/m3	0.282	ug/m3		Y	1/6/2026	10:53	1/20/2026	12:04
IRVSEA-11-S-20260106	11	o-Xylene	Sample	0.432	ug/m3	0.282	ug/m3	J	Y	1/6/2026	10:53	1/20/2026	12:04
IRVSEA-11-S-20260106	11	Toluene	Sample	2.53	ug/m3	0.249	ug/m3		Y	1/6/2026	10:53	1/20/2026	12:04
IRVSEA-12-S-20260106	12	Benzene	Sample	0.88	ug/m3	0.193	ug/m3		Y	1/6/2026	10:58	1/20/2026	12:11
IRVSEA-12-S-20260106	12	Ethylbenzene	Sample	0.383	ug/m3	0.282	ug/m3	J	Y	1/6/2026	10:58	1/20/2026	12:11
IRVSEA-12-S-20260106	12	m-/p-Xylenes	Sample	1.29	ug/m3	0.282	ug/m3		Y	1/6/2026	10:58	1/20/2026	12:11
IRVSEA-12-S-20260106	12	o-Xylene	Sample	0.495	ug/m3	0.282	ug/m3	J	Y	1/6/2026	10:58	1/20/2026	12:11
IRVSEA-12-S-20260106	12	Toluene	Sample	2.77	ug/m3	0.249	ug/m3		Y	1/6/2026	10:58	1/20/2026	12:11
IRVSEA-13-S-20260106	13	Benzene	Sample	0.671	ug/m3	0.193	ug/m3		Y	1/6/2026	11:02	1/20/2026	12:14
IRVSEA-13-S-20260106	13	Ethylbenzene	Sample	<0.282	ug/m3	0.282	ug/m3	ND	N	1/6/2026	11:02	1/20/2026	12:14
IRVSEA-13-S-20260106	13	m-/p-Xylenes	Sample	0.64	ug/m3	0.282	ug/m3	J	Y	1/6/2026	11:02	1/20/2026	12:14
IRVSEA-13-S-20260106	13	o-Xylene	Sample	<0.282	ug/m3	0.282	ug/m3	ND	N	1/6/2026	11:02	1/20/2026	12:14
IRVSEA-13-S-20260106	13	Toluene	Sample	1.41	ug/m3	0.249	ug/m3		Y	1/6/2026	11:02	1/20/2026	12:14
IRVSEA-14-S-20260106	14	Benzene	Sample	0.643	ug/m3	0.193	ug/m3		Y	1/6/2026	11:05	1/20/2026	12:17
IRVSEA-14-S-20260106	14	Ethylbenzene	Sample	<0.282	ug/m3	0.282	ug/m3	ND	N	1/6/2026	11:05	1/20/2026	12:17

Irving Oil Searsport Maine Terminal Fenceline Monitoring

SAMPLE ID	SAMPLE LOC.	COMPOUND NAME	SAMPLE TYPE	RESULT 3	RESULT UNITS3	MDL3	MDL UNITS3	LAB FLAGS	DETECT FLAG	SAMPLE START DATE	SAMPLE START TIME	SAMPLE END DATE	SAMPLE END TIME
IRVSEA-14-S-20260106	14	m-/p-Xylenes	Sample	0.419	ug/m3	0.282	ug/m3	J	Y	1/6/2026	11:05	1/20/2026	12:17
IRVSEA-14-S-20260106	14	o-Xylene	Sample	<0.282	ug/m3	0.282	ug/m3	ND	N	1/6/2026	11:05	1/20/2026	12:17
IRVSEA-14-S-20260106	14	Toluene	Sample	1.17	ug/m3	0.249	ug/m3		Y	1/6/2026	11:05	1/20/2026	12:17
IRVSEA-15-S-20260106	15	Benzene	Sample	0.552	ug/m3	0.193	ug/m3		Y	1/6/2026	11:29	1/20/2026	12:32
IRVSEA-15-S-20260106	15	Ethylbenzene	Sample	<0.282	ug/m3	0.282	ug/m3	ND	N	1/6/2026	11:29	1/20/2026	12:32
IRVSEA-15-S-20260106	15	m-/p-Xylenes	Sample	<0.282	ug/m3	0.282	ug/m3	ND	N	1/6/2026	11:29	1/20/2026	12:32
IRVSEA-15-S-20260106	15	o-Xylene	Sample	<0.282	ug/m3	0.282	ug/m3	ND	N	1/6/2026	11:29	1/20/2026	12:32
IRVSEA-15-S-20260106	15	Toluene	Sample	0.551	ug/m3	0.249	ug/m3		Y	1/6/2026	11:29	1/20/2026	12:32
IRVSEA-16-S-20260106	16	Benzene	Sample	0.481	ug/m3	0.193	ug/m3		Y	1/6/2026	11:32	1/20/2026	12:34
IRVSEA-16-S-20260106	16	Ethylbenzene	Sample	<0.282	ug/m3	0.282	ug/m3	ND	N	1/6/2026	11:32	1/20/2026	12:34
IRVSEA-16-S-20260106	16	m-/p-Xylenes	Sample	<0.282	ug/m3	0.282	ug/m3	ND	N	1/6/2026	11:32	1/20/2026	12:34
IRVSEA-16-S-20260106	16	o-Xylene	Sample	<0.282	ug/m3	0.282	ug/m3	ND	N	1/6/2026	11:32	1/20/2026	12:34
IRVSEA-16-S-20260106	16	Toluene	Sample	0.522	ug/m3	0.249	ug/m3		Y	1/6/2026	11:32	1/20/2026	12:34
IRVSEA-17-S-20260106	17	Benzene	Sample	0.573	ug/m3	0.193	ug/m3		Y	1/6/2026	11:36	1/20/2026	12:36
IRVSEA-17-S-20260106	17	Ethylbenzene	Sample	<0.282	ug/m3	0.282	ug/m3	ND	N	1/6/2026	11:36	1/20/2026	12:36
IRVSEA-17-S-20260106	17	m-/p-Xylenes	Sample	<0.282	ug/m3	0.282	ug/m3	ND	N	1/6/2026	11:36	1/20/2026	12:36
IRVSEA-17-S-20260106	17	o-Xylene	Sample	<0.282	ug/m3	0.282	ug/m3	ND	N	1/6/2026	11:36	1/20/2026	12:36
IRVSEA-17-S-20260106	17	Toluene	Sample	0.548	ug/m3	0.249	ug/m3		Y	1/6/2026	11:36	1/20/2026	12:36
IRVSEA-1-S-20260120	1	Benzene	Sample	0.605	ug/m3	0.185	ug/m3		Y	1/20/2026	11:36	2/4/2026	10:45
IRVSEA-1-S-20260120	1	Ethylbenzene	Sample	<0.27	ug/m3	0.27	ug/m3	ND	N	1/20/2026	11:36	2/4/2026	10:45
IRVSEA-1-S-20260120	1	m-/p-Xylenes	Sample	0.286	ug/m3	0.27	ug/m3	J,Pc	Y	1/20/2026	11:36	2/4/2026	10:45
IRVSEA-1-S-20260120	1	o-Xylene	Sample	<0.27	ug/m3	0.27	ug/m3	ND	N	1/20/2026	11:36	2/4/2026	10:45
IRVSEA-1-S-20260120	1	Toluene	Sample	1.49	ug/m3	0.239	ug/m3	B,P	Y	1/20/2026	11:36	2/4/2026	10:45
IRVSEA-2-S-20260120	2	Benzene	Sample	0.639	ug/m3	0.185	ug/m3		Y	1/20/2026	11:38	2/4/2026	10:51
IRVSEA-2-S-20260120	2	Ethylbenzene	Sample	0.319	ug/m3	0.27	ug/m3	J	Y	1/20/2026	11:38	2/4/2026	10:51
IRVSEA-2-S-20260120	2	m-/p-Xylenes	Sample	0.789	ug/m3	0.27	ug/m3	Pc	Y	1/20/2026	11:38	2/4/2026	10:51
IRVSEA-2-S-20260120	2	o-Xylene	Sample	0.318	ug/m3	0.27	ug/m3	J	Y	1/20/2026	11:38	2/4/2026	10:51
IRVSEA-2-S-20260120	2	Toluene	Sample	2.22	ug/m3	0.239	ug/m3	B,P	Y	1/20/2026	11:38	2/4/2026	10:51
IRVSEA-2-D-20260120	2	Benzene	Duplicate	0.587	ug/m3	0.185	ug/m3		Y	1/20/2026	11:38	2/4/2026	10:51
IRVSEA-2-D-20260120	2	Ethylbenzene	Duplicate	<0.27	ug/m3	0.27	ug/m3	ND	N	1/20/2026	11:38	2/4/2026	10:51
IRVSEA-2-D-20260120	2	m-/p-Xylenes	Duplicate	0.523	ug/m3	0.27	ug/m3	J,Pc	Y	1/20/2026	11:38	2/4/2026	10:51
IRVSEA-2-D-20260120	2	o-Xylene	Duplicate	<0.27	ug/m3	0.27	ug/m3	ND	N	1/20/2026	11:38	2/4/2026	10:51

Irving Oil Searsport Maine Terminal Fenceline Monitoring

SAMPLE ID	SAMPLE LOC.	COMPOUND NAME	SAMPLE TYPE	RESULT 3	RESULT UNITS3	MDL3	MDL UNITS3	LAB FLAGS	DETECT FLAG	SAMPLE START DATE	SAMPLE START TIME	SAMPLE END DATE	SAMPLE END TIME
IRVSEA-2-D-20260120	2	Toluene	Duplicate	1.14	ug/m3	0.239	ug/m3	B,P	Y	1/20/2026	11:38	2/4/2026	10:51
IRVSEA-2-B-20260120	2	Benzene	Blank	<0.185	ug/m3	0.185	ug/m3	ND	N	1/20/2026	11:38	2/4/2026	10:51
IRVSEA-2-B-20260120	2	Ethylbenzene	Blank	<0.27	ug/m3	0.27	ug/m3	ND	N	1/20/2026	11:38	2/4/2026	10:51
IRVSEA-2-B-20260120	2	m-/p-Xylenes	Blank	<0.27	ug/m3	0.27	ug/m3	ND,Pc	N	1/20/2026	11:38	2/4/2026	10:51
IRVSEA-2-B-20260120	2	o-Xylene	Blank	<0.27	ug/m3	0.27	ug/m3	ND	N	1/20/2026	11:38	2/4/2026	10:51
IRVSEA-2-B-20260120	2	Toluene	Blank	<0.239	ug/m3	0.239	ug/m3	ND,P	N	1/20/2026	11:38	2/4/2026	10:51
IRVSEA-3-S-20260120	3	Benzene	Sample	0.692	ug/m3	0.185	ug/m3		Y	1/20/2026	11:42	2/4/2026	10:55
IRVSEA-3-S-20260120	3	Ethylbenzene	Sample	0.294	ug/m3	0.27	ug/m3	J	Y	1/20/2026	11:42	2/4/2026	10:55
IRVSEA-3-S-20260120	3	m-/p-Xylenes	Sample	0.707	ug/m3	0.27	ug/m3	Pc	Y	1/20/2026	11:42	2/4/2026	10:55
IRVSEA-3-S-20260120	3	o-Xylene	Sample	0.277	ug/m3	0.27	ug/m3	J	Y	1/20/2026	11:42	2/4/2026	10:55
IRVSEA-3-S-20260120	3	Toluene	Sample	2.14	ug/m3	0.239	ug/m3	B,P	Y	1/20/2026	11:42	2/4/2026	10:55
IRVSEA-4-S-20260120	4	Benzene	Sample	0.847	ug/m3	0.185	ug/m3		Y	1/20/2026	11:43	2/4/2026	10:59
IRVSEA-4-S-20260120	4	Ethylbenzene	Sample	0.576	ug/m3	0.27	ug/m3	J	Y	1/20/2026	11:43	2/4/2026	10:59
IRVSEA-4-S-20260120	4	m-/p-Xylenes	Sample	1.97	ug/m3	0.27	ug/m3	Pc	Y	1/20/2026	11:43	2/4/2026	10:59
IRVSEA-4-S-20260120	4	o-Xylene	Sample	0.714	ug/m3	0.27	ug/m3		Y	1/20/2026	11:43	2/4/2026	10:59
IRVSEA-4-S-20260120	4	Toluene	Sample	2.68	ug/m3	0.238	ug/m3	B,P	Y	1/20/2026	11:43	2/4/2026	10:59
IRVSEA-5-S-20260120	5	Benzene	Sample	0.832	ug/m3	0.185	ug/m3		Y	1/20/2026	11:44	2/4/2026	11:02
IRVSEA-5-S-20260120	5	Ethylbenzene	Sample	0.509	ug/m3	0.27	ug/m3	J	Y	1/20/2026	11:44	2/4/2026	11:02
IRVSEA-5-S-20260120	5	m-/p-Xylenes	Sample	1.75	ug/m3	0.27	ug/m3	Pc	Y	1/20/2026	11:44	2/4/2026	11:02
IRVSEA-5-S-20260120	5	o-Xylene	Sample	0.68	ug/m3	0.27	ug/m3		Y	1/20/2026	11:44	2/4/2026	11:02
IRVSEA-5-S-20260120	5	Toluene	Sample	2.6	ug/m3	0.238	ug/m3	B,P	Y	1/20/2026	11:44	2/4/2026	11:02
IRVSEA-6-S-20260120	6	Benzene	Sample	1	ug/m3	0.185	ug/m3		Y	1/20/2026	11:49	2/4/2026	11:06
IRVSEA-6-S-20260120	6	Ethylbenzene	Sample	0.892	ug/m3	0.27	ug/m3		Y	1/20/2026	11:49	2/4/2026	11:06
IRVSEA-6-S-20260120	6	m-/p-Xylenes	Sample	2.94	ug/m3	0.27	ug/m3	Pc	Y	1/20/2026	11:49	2/4/2026	11:06
IRVSEA-6-S-20260120	6	o-Xylene	Sample	1.11	ug/m3	0.27	ug/m3		Y	1/20/2026	11:49	2/4/2026	11:06
IRVSEA-6-S-20260120	6	Toluene	Sample	5.03	ug/m3	0.238	ug/m3	P	Y	1/20/2026	11:49	2/4/2026	11:06
IRVSEA-7-S-20260120	7	Benzene	Sample	1.53	ug/m3	0.185	ug/m3		Y	1/20/2026	11:53	2/4/2026	11:11
IRVSEA-7-S-20260120	7	Ethylbenzene	Sample	1.59	ug/m3	0.27	ug/m3		Y	1/20/2026	11:53	2/4/2026	11:11
IRVSEA-7-S-20260120	7	m-/p-Xylenes	Sample	5.47	ug/m3	0.27	ug/m3	Pc	Y	1/20/2026	11:53	2/4/2026	11:11
IRVSEA-7-S-20260120	7	o-Xylene	Sample	2.07	ug/m3	0.27	ug/m3		Y	1/20/2026	11:53	2/4/2026	11:11
IRVSEA-7-S-20260120	7	Toluene	Sample	8.78	ug/m3	0.238	ug/m3	P	Y	1/20/2026	11:53	2/4/2026	11:11
IRVSEA-8-S-20260120	8	Benzene	Sample	1.89	ug/m3	0.185	ug/m3		Y	1/20/2026	11:55	2/4/2026	11:16

Irving Oil Searsport Maine Terminal Fenceline Monitoring

SAMPLE ID	SAMPLE LOC.	COMPOUND NAME	SAMPLE TYPE	RESULT 3	RESULT UNITS3	MDL3	MDL UNITS3	LAB FLAGS	DETECT FLAG	SAMPLE START DATE	SAMPLE START TIME	SAMPLE END DATE	SAMPLE END TIME
IRVSEA-8-S-20260120	8	Ethylbenzene	Sample	2.05	ug/m3	0.27	ug/m3		Y	1/20/2026	11:55	2/4/2026	11:16
IRVSEA-8-S-20260120	8	m-/p-Xylenes	Sample	8.1	ug/m3	0.27	ug/m3	Pc	Y	1/20/2026	11:55	2/4/2026	11:16
IRVSEA-8-S-20260120	8	o-Xylene	Sample	2.94	ug/m3	0.27	ug/m3		Y	1/20/2026	11:55	2/4/2026	11:16
IRVSEA-8-S-20260120	8	Toluene	Sample	10.7	ug/m3	0.238	ug/m3	P	Y	1/20/2026	11:55	2/4/2026	11:16
IRVSEA-8-D-20260120	8	Benzene	Duplicate	1.9	ug/m3	0.185	ug/m3		Y	1/20/2026	11:55	2/4/2026	11:16
IRVSEA-8-D-20260120	8	Ethylbenzene	Duplicate	1.8	ug/m3	0.27	ug/m3		Y	1/20/2026	11:55	2/4/2026	11:16
IRVSEA-8-D-20260120	8	m-/p-Xylenes	Duplicate	7.13	ug/m3	0.27	ug/m3	Pc	Y	1/20/2026	11:55	2/4/2026	11:16
IRVSEA-8-D-20260120	8	o-Xylene	Duplicate	2.66	ug/m3	0.27	ug/m3		Y	1/20/2026	11:55	2/4/2026	11:16
IRVSEA-8-D-20260120	8	Toluene	Duplicate	9.76	ug/m3	0.238	ug/m3	P	Y	1/20/2026	11:55	2/4/2026	11:16
IRVSEA-8-B-20260120	8	Benzene	Blank	0.196	ug/m3	0.185	ug/m3	J	Y	1/20/2026	11:55	2/4/2026	11:16
IRVSEA-8-B-20260120	8	Ethylbenzene	Blank	<0.27	ug/m3	0.27	ug/m3	ND	N	1/20/2026	11:55	2/4/2026	11:16
IRVSEA-8-B-20260120	8	m-/p-Xylenes	Blank	<0.27	ug/m3	0.27	ug/m3	ND,Pc	N	1/20/2026	11:55	2/4/2026	11:16
IRVSEA-8-B-20260120	8	o-Xylene	Blank	<0.27	ug/m3	0.27	ug/m3	ND	N	1/20/2026	11:55	2/4/2026	11:16
IRVSEA-8-B-20260120	8	Toluene	Blank	1.56	ug/m3	0.238	ug/m3	P	Y	1/20/2026	11:55	2/4/2026	11:16
IRVSEA-9-S-20260120	9	Benzene	Sample	1.07	ug/m3	0.185	ug/m3		Y	1/20/2026	12:00	2/4/2026	11:18
IRVSEA-9-S-20260120	9	Ethylbenzene	Sample	0.614	ug/m3	0.27	ug/m3		Y	1/20/2026	12:00	2/4/2026	11:18
IRVSEA-9-S-20260120	9	m-/p-Xylenes	Sample	2.03	ug/m3	0.27	ug/m3	Pc	Y	1/20/2026	12:00	2/4/2026	11:18
IRVSEA-9-S-20260120	9	o-Xylene	Sample	0.812	ug/m3	0.27	ug/m3		Y	1/20/2026	12:00	2/4/2026	11:18
IRVSEA-9-S-20260120	9	Toluene	Sample	3.81	ug/m3	0.238	ug/m3	B,P	Y	1/20/2026	12:00	2/4/2026	11:18
IRVSEA-10-S-20260120	10	Benzene	Sample	1.29	ug/m3	0.185	ug/m3		Y	1/20/2026	12:02	2/4/2026	11:20
IRVSEA-10-S-20260120	10	Ethylbenzene	Sample	0.725	ug/m3	0.27	ug/m3		Y	1/20/2026	12:02	2/4/2026	11:20
IRVSEA-10-S-20260120	10	m-/p-Xylenes	Sample	2.62	ug/m3	0.27	ug/m3	Pc	Y	1/20/2026	12:02	2/4/2026	11:20
IRVSEA-10-S-20260120	10	o-Xylene	Sample	1.09	ug/m3	0.27	ug/m3		Y	1/20/2026	12:02	2/4/2026	11:20
IRVSEA-10-S-20260120	10	Toluene	Sample	4.8	ug/m3	0.238	ug/m3	P	Y	1/20/2026	12:02	2/4/2026	11:20
IRVSEA-11-S-20260120	11	Benzene	Sample	0.665	ug/m3	0.185	ug/m3		Y	1/20/2026	12:04	2/4/2026	11:22
IRVSEA-11-S-20260120	11	Ethylbenzene	Sample	<0.27	ug/m3	0.27	ug/m3	ND	N	1/20/2026	12:04	2/4/2026	11:22
IRVSEA-11-S-20260120	11	m-/p-Xylenes	Sample	0.511	ug/m3	0.27	ug/m3	J,Pc	Y	1/20/2026	12:04	2/4/2026	11:22
IRVSEA-11-S-20260120	11	o-Xylene	Sample	<0.27	ug/m3	0.27	ug/m3	ND	N	1/20/2026	12:04	2/4/2026	11:22
IRVSEA-11-S-20260120	11	Toluene	Sample	1.27	ug/m3	0.238	ug/m3	B,P	Y	1/20/2026	12:04	2/4/2026	11:22
IRVSEA-12-S-20260120	12	Benzene	Sample	0.511	ug/m3	0.185	ug/m3		Y	1/20/2026	12:11	2/4/2026	11:43
IRVSEA-12-S-20260120	12	Ethylbenzene	Sample	<0.269	ug/m3	0.269	ug/m3	ND	N	1/20/2026	12:11	2/4/2026	11:43
IRVSEA-12-S-20260120	12	m-/p-Xylenes	Sample	0.323	ug/m3	0.269	ug/m3	J,Pc	Y	1/20/2026	12:11	2/4/2026	11:43

Irving Oil Searsport Maine Terminal Fenceline Monitoring

SAMPLE ID	SAMPLE LOC.	COMPOUND NAME	SAMPLE TYPE	RESULT 3	RESULT UNITS3	MDL3	MDL UNITS3	LAB FLAGS	DETECT FLAG	SAMPLE START DATE	SAMPLE START TIME	SAMPLE END DATE	SAMPLE END TIME
IRVSEA-12-S-20260120	12	o-Xylene	Sample	<0.269	ug/m3	0.269	ug/m3	ND	N	1/20/2026	12:11	2/4/2026	11:43
IRVSEA-12-S-20260120	12	Toluene	Sample	0.755	ug/m3	0.238	ug/m3	B,P	Y	1/20/2026	12:11	2/4/2026	11:43
IRVSEA-13-S-20260120	13	Benzene	Sample	0.48	ug/m3	0.185	ug/m3		Y	1/20/2026	12:14	2/4/2026	11:50
IRVSEA-13-S-20260120	13	Ethylbenzene	Sample	<0.269	ug/m3	0.269	ug/m3	ND	N	1/20/2026	12:14	2/4/2026	11:50
IRVSEA-13-S-20260120	13	m-/p-Xylenes	Sample	<0.269	ug/m3	0.269	ug/m3	ND,Pc	N	1/20/2026	12:14	2/4/2026	11:50
IRVSEA-13-S-20260120	13	o-Xylene	Sample	<0.269	ug/m3	0.269	ug/m3	ND	N	1/20/2026	12:14	2/4/2026	11:50
IRVSEA-13-S-20260120	13	Toluene	Sample	0.562	ug/m3	0.238	ug/m3	B,P	Y	1/20/2026	12:14	2/4/2026	11:50
IRVSEA-14-S-20260120	14	Benzene	Sample	0.435	ug/m3	0.185	ug/m3	J	Y	1/20/2026	12:17	2/4/2026	11:52
IRVSEA-14-S-20260120	14	Ethylbenzene	Sample	<0.269	ug/m3	0.269	ug/m3	ND	N	1/20/2026	12:17	2/4/2026	11:52
IRVSEA-14-S-20260120	14	m-/p-Xylenes	Sample	<0.269	ug/m3	0.269	ug/m3	ND,Pc	N	1/20/2026	12:17	2/4/2026	11:52
IRVSEA-14-S-20260120	14	o-Xylene	Sample	<0.269	ug/m3	0.269	ug/m3	ND	N	1/20/2026	12:17	2/4/2026	11:52
IRVSEA-14-S-20260120	14	Toluene	Sample	0.652	ug/m3	0.238	ug/m3	B,P	Y	1/20/2026	12:17	2/4/2026	11:52
IRVSEA-15-S-20260120	15	Benzene	Sample	0.436	ug/m3	0.185	ug/m3	J	Y	1/20/2026	12:32	2/4/2026	12:10
IRVSEA-15-S-20260120	15	Ethylbenzene	Sample	<0.269	ug/m3	0.269	ug/m3	ND	N	1/20/2026	12:32	2/4/2026	12:10
IRVSEA-15-S-20260120	15	m-/p-Xylenes	Sample	<0.269	ug/m3	0.269	ug/m3	ND,Pc	N	1/20/2026	12:32	2/4/2026	12:10
IRVSEA-15-S-20260120	15	o-Xylene	Sample	<0.269	ug/m3	0.269	ug/m3	ND	N	1/20/2026	12:32	2/4/2026	12:10
IRVSEA-15-S-20260120	15	Toluene	Sample	0.547	ug/m3	0.238	ug/m3	B,P	Y	1/20/2026	12:32	2/4/2026	12:10
IRVSEA-16-S-20260120	16	Benzene	Sample	0.432	ug/m3	0.185	ug/m3	J	Y	1/20/2026	12:34	2/4/2026	12:12
IRVSEA-16-S-20260120	16	Ethylbenzene	Sample	<0.269	ug/m3	0.269	ug/m3	ND	N	1/20/2026	12:34	2/4/2026	12:12
IRVSEA-16-S-20260120	16	m-/p-Xylenes	Sample	<0.269	ug/m3	0.269	ug/m3	ND,Pc	N	1/20/2026	12:34	2/4/2026	12:12
IRVSEA-16-S-20260120	16	o-Xylene	Sample	<0.269	ug/m3	0.269	ug/m3	ND	N	1/20/2026	12:34	2/4/2026	12:12
IRVSEA-16-S-20260120	16	Toluene	Sample	0.526	ug/m3	0.238	ug/m3	B,P	Y	1/20/2026	12:34	2/4/2026	12:12
IRVSEA-17-S-20260120	17	Benzene	Sample	0.486	ug/m3	0.185	ug/m3		Y	1/20/2026	12:36	2/4/2026	12:14
IRVSEA-17-S-20260120	17	Ethylbenzene	Sample	<0.269	ug/m3	0.269	ug/m3	ND	N	1/20/2026	12:36	2/4/2026	12:14
IRVSEA-17-S-20260120	17	m-/p-Xylenes	Sample	<0.269	ug/m3	0.269	ug/m3	ND,Pc	N	1/20/2026	12:36	2/4/2026	12:14
IRVSEA-17-S-20260120	17	o-Xylene	Sample	<0.269	ug/m3	0.269	ug/m3	ND	N	1/20/2026	12:36	2/4/2026	12:14
IRVSEA-17-S-20260120	17	Toluene	Sample	1.14	ug/m3	0.238	ug/m3	B,P	Y	1/20/2026	12:36	2/4/2026	12:14
IRVSEA-1-S-20260204	1	Benzene	Sample	0.502	ug/m3	0.196	ug/m3	J	Y	2/4/2026	10:45	2/18/2026	11:00
IRVSEA-1-S-20260204	1	Ethylbenzene	Sample	<0.285	ug/m3	0.285	ug/m3	ND	N	2/4/2026	10:45	2/18/2026	11:00
IRVSEA-1-S-20260204	1	m-/p-Xylenes	Sample	0.31	ug/m3	0.285	ug/m3	J	Y	2/4/2026	10:45	2/18/2026	11:00
IRVSEA-1-S-20260204	1	o-Xylene	Sample	<0.285	ug/m3	0.285	ug/m3	ND	N	2/4/2026	10:45	2/18/2026	11:00
IRVSEA-1-S-20260204	1	Toluene	Sample	0.645	ug/m3	0.252	ug/m3		Y	2/4/2026	10:45	2/18/2026	11:00

Irving Oil Searsport Maine Terminal Fenceline Monitoring

SAMPLE ID	SAMPLE LOC.	COMPOUND NAME	SAMPLE TYPE	RESULT 3	RESULT UNITS3	MDL3	MDL UNITS3	LAB FLAGS	DETECT FLAG	SAMPLE START DATE	SAMPLE START TIME	SAMPLE END DATE	SAMPLE END TIME
IRVSEA-2-S-20260204	2	Benzene	Sample	0.514	ug/m3	0.196	ug/m3	J	Y	2/4/2026	10:51	2/18/2026	11:04
IRVSEA-2-S-20260204	2	Ethylbenzene	Sample	<0.285	ug/m3	0.285	ug/m3	ND	N	2/4/2026	10:51	2/18/2026	11:04
IRVSEA-2-S-20260204	2	m-/p-Xylenes	Sample	0.342	ug/m3	0.285	ug/m3	J	Y	2/4/2026	10:51	2/18/2026	11:04
IRVSEA-2-S-20260204	2	o-Xylene	Sample	<0.285	ug/m3	0.285	ug/m3	ND	N	2/4/2026	10:51	2/18/2026	11:04
IRVSEA-2-S-20260204	2	Toluene	Sample	0.808	ug/m3	0.252	ug/m3		Y	2/4/2026	10:51	2/18/2026	11:04
IRVSEA-2-D-20260204	2	Benzene	Duplicate	0.564	ug/m3	0.196	ug/m3	J	Y	2/4/2026	10:51	2/18/2026	11:04
IRVSEA-2-D-20260204	2	Ethylbenzene	Duplicate	<0.285	ug/m3	0.285	ug/m3	ND	N	2/4/2026	10:51	2/18/2026	11:04
IRVSEA-2-D-20260204	2	m-/p-Xylenes	Duplicate	0.327	ug/m3	0.285	ug/m3	J	Y	2/4/2026	10:51	2/18/2026	11:04
IRVSEA-2-D-20260204	2	o-Xylene	Duplicate	<0.285	ug/m3	0.285	ug/m3	ND	N	2/4/2026	10:51	2/18/2026	11:04
IRVSEA-2-D-20260204	2	Toluene	Duplicate	1.01	ug/m3	0.252	ug/m3		Y	2/4/2026	10:51	2/18/2026	11:04
IRVSEA-2-B-20260204	2	Benzene	Blank	<0.196	ug/m3	0.196	ug/m3	ND	N	2/4/2026	10:51	2/18/2026	11:04
IRVSEA-2-B-20260204	2	Ethylbenzene	Blank	<0.285	ug/m3	0.285	ug/m3	ND	N	2/4/2026	10:51	2/18/2026	11:04
IRVSEA-2-B-20260204	2	m-/p-Xylenes	Blank	<0.285	ug/m3	0.285	ug/m3	ND	N	2/4/2026	10:51	2/18/2026	11:04
IRVSEA-2-B-20260204	2	o-Xylene	Blank	<0.285	ug/m3	0.285	ug/m3	ND	N	2/4/2026	10:51	2/18/2026	11:04
IRVSEA-2-B-20260204	2	Toluene	Blank	<0.252	ug/m3	0.252	ug/m3	ND	N	2/4/2026	10:51	2/18/2026	11:04
IRVSEA-3-S-20260204	3	Benzene	Sample	0.686	ug/m3	0.196	ug/m3	J	Y	2/4/2026	10:55	2/18/2026	11:10
IRVSEA-3-S-20260204	3	Ethylbenzene	Sample	<0.285	ug/m3	0.285	ug/m3	ND	N	2/4/2026	10:55	2/18/2026	11:10
IRVSEA-3-S-20260204	3	m-/p-Xylenes	Sample	0.636	ug/m3	0.285	ug/m3	J	Y	2/4/2026	10:55	2/18/2026	11:10
IRVSEA-3-S-20260204	3	o-Xylene	Sample	<0.285	ug/m3	0.285	ug/m3	ND	N	2/4/2026	10:55	2/18/2026	11:10
IRVSEA-3-S-20260204	3	Toluene	Sample	1.29	ug/m3	0.252	ug/m3		Y	2/4/2026	10:55	2/18/2026	11:10
IRVSEA-4-S-20260204	4	Benzene	Sample	0.846	ug/m3	0.196	ug/m3	J	Y	2/4/2026	10:59	2/18/2026	11:16
IRVSEA-4-S-20260204	4	Ethylbenzene	Sample	0.515	ug/m3	0.285	ug/m3	J	Y	2/4/2026	10:59	2/18/2026	11:16
IRVSEA-4-S-20260204	4	m-/p-Xylenes	Sample	1.52	ug/m3	0.285	ug/m3		Y	2/4/2026	10:59	2/18/2026	11:16
IRVSEA-4-S-20260204	4	o-Xylene	Sample	0.584	ug/m3	0.285	ug/m3	J	Y	2/4/2026	10:59	2/18/2026	11:16
IRVSEA-4-S-20260204	4	Toluene	Sample	2.75	ug/m3	0.252	ug/m3		Y	2/4/2026	10:59	2/18/2026	11:16
IRVSEA-5-S-20260204	5	Benzene	Sample	0.747	ug/m3	0.196	ug/m3	J	Y	2/4/2026	11:02	2/18/2026	11:22
IRVSEA-5-S-20260204	5	Ethylbenzene	Sample	0.421	ug/m3	0.285	ug/m3	J	Y	2/4/2026	11:02	2/18/2026	11:22
IRVSEA-5-S-20260204	5	m-/p-Xylenes	Sample	1.31	ug/m3	0.285	ug/m3		Y	2/4/2026	11:02	2/18/2026	11:22
IRVSEA-5-S-20260204	5	o-Xylene	Sample	0.53	ug/m3	0.285	ug/m3	J	Y	2/4/2026	11:02	2/18/2026	11:22
IRVSEA-5-S-20260204	5	Toluene	Sample	2.33	ug/m3	0.252	ug/m3		Y	2/4/2026	11:02	2/18/2026	11:22
IRVSEA-6-S-20260204	6	Benzene	Sample	1.04	ug/m3	0.196	ug/m3		Y	2/4/2026	11:06	2/18/2026	11:28
IRVSEA-6-S-20260204	6	Ethylbenzene	Sample	0.797	ug/m3	0.285	ug/m3		Y	2/4/2026	11:06	2/18/2026	11:28

Irving Oil Searsport Maine Terminal Fenceline Monitoring

SAMPLE ID	SAMPLE LOC.	COMPOUND NAME	SAMPLE TYPE	RESULT 3	RESULT UNITS3	MDL3	MDL UNITS3	LAB FLAGS	DETECT FLAG	SAMPLE START DATE	SAMPLE START TIME	SAMPLE END DATE	SAMPLE END TIME
IRVSEA-6-S-20260204	6	m-/p-Xylenes	Sample	2.61	ug/m3	0.285	ug/m3		Y	2/4/2026	11:06	2/18/2026	11:28
IRVSEA-6-S-20260204	6	o-Xylene	Sample	1.02	ug/m3	0.285	ug/m3		Y	2/4/2026	11:06	2/18/2026	11:28
IRVSEA-6-S-20260204	6	Toluene	Sample	4.33	ug/m3	0.252	ug/m3		Y	2/4/2026	11:06	2/18/2026	11:28
IRVSEA-7-S-20260204	7	Benzene	Sample	1.55	ug/m3	0.196	ug/m3		Y	2/4/2026	11:11	2/18/2026	11:34
IRVSEA-7-S-20260204	7	Ethylbenzene	Sample	1.54	ug/m3	0.285	ug/m3		Y	2/4/2026	11:11	2/18/2026	11:34
IRVSEA-7-S-20260204	7	m-/p-Xylenes	Sample	5.2	ug/m3	0.285	ug/m3		Y	2/4/2026	11:11	2/18/2026	11:34
IRVSEA-7-S-20260204	7	o-Xylene	Sample	1.93	ug/m3	0.285	ug/m3		Y	2/4/2026	11:11	2/18/2026	11:34
IRVSEA-7-S-20260204	7	Toluene	Sample	7.59	ug/m3	0.252	ug/m3		Y	2/4/2026	11:11	2/18/2026	11:34
IRVSEA-8-S-20260204	8	Benzene	Sample	2.21	ug/m3	0.196	ug/m3		Y	2/4/2026	11:16	2/18/2026	11:40
IRVSEA-8-S-20260204	8	Ethylbenzene	Sample	2.31	ug/m3	0.285	ug/m3		Y	2/4/2026	11:16	2/18/2026	11:40
IRVSEA-8-S-20260204	8	m-/p-Xylenes	Sample	7.98	ug/m3	0.285	ug/m3		Y	2/4/2026	11:16	2/18/2026	11:40
IRVSEA-8-S-20260204	8	o-Xylene	Sample	3.15	ug/m3	0.285	ug/m3		Y	2/4/2026	11:16	2/18/2026	11:40
IRVSEA-8-S-20260204	8	Toluene	Sample	11.6	ug/m3	0.252	ug/m3		Y	2/4/2026	11:16	2/18/2026	11:40
IRVSEA-8-D-20260204	8	Benzene	Duplicate	2.15	ug/m3	0.196	ug/m3		Y	2/4/2026	11:16	2/18/2026	11:40
IRVSEA-8-D-20260204	8	Ethylbenzene	Duplicate	2.29	ug/m3	0.285	ug/m3		Y	2/4/2026	11:16	2/18/2026	11:40
IRVSEA-8-D-20260204	8	m-/p-Xylenes	Duplicate	7.45	ug/m3	0.285	ug/m3		Y	2/4/2026	11:16	2/18/2026	11:40
IRVSEA-8-D-20260204	8	o-Xylene	Duplicate	2.9	ug/m3	0.285	ug/m3		Y	2/4/2026	11:16	2/18/2026	11:40
IRVSEA-8-D-20260204	8	Toluene	Duplicate	11.4	ug/m3	0.252	ug/m3		Y	2/4/2026	11:16	2/18/2026	11:40
IRVSEA-8-B-20260204	8	Benzene	Blank	<0.196	ug/m3	0.196	ug/m3	ND	N	2/4/2026	11:16	2/18/2026	11:40
IRVSEA-8-B-20260204	8	Ethylbenzene	Blank	<0.285	ug/m3	0.285	ug/m3	ND	N	2/4/2026	11:16	2/18/2026	11:40
IRVSEA-8-B-20260204	8	m-/p-Xylenes	Blank	<0.285	ug/m3	0.285	ug/m3	ND	N	2/4/2026	11:16	2/18/2026	11:40
IRVSEA-8-B-20260204	8	o-Xylene	Blank	<0.285	ug/m3	0.285	ug/m3	ND	N	2/4/2026	11:16	2/18/2026	11:40
IRVSEA-8-B-20260204	8	Toluene	Blank	<0.252	ug/m3	0.252	ug/m3	ND	N	2/4/2026	11:16	2/18/2026	11:40
IRVSEA-9-S-20260204	9	Benzene	Sample	0.843	ug/m3	0.196	ug/m3	J	Y	2/4/2026	11:18	2/18/2026	11:43
IRVSEA-9-S-20260204	9	Ethylbenzene	Sample	0.436	ug/m3	0.285	ug/m3	J	Y	2/4/2026	11:18	2/18/2026	11:43
IRVSEA-9-S-20260204	9	m-/p-Xylenes	Sample	1.34	ug/m3	0.285	ug/m3		Y	2/4/2026	11:18	2/18/2026	11:43
IRVSEA-9-S-20260204	9	o-Xylene	Sample	0.542	ug/m3	0.285	ug/m3	J	Y	2/4/2026	11:18	2/18/2026	11:43
IRVSEA-9-S-20260204	9	Toluene	Sample	2.57	ug/m3	0.252	ug/m3		Y	2/4/2026	11:18	2/18/2026	11:43
IRVSEA-10-S-20260204	10	Benzene	Sample	0.784	ug/m3	0.196	ug/m3	J	Y	2/4/2026	11:20	2/18/2026	11:46
IRVSEA-10-S-20260204	10	Ethylbenzene	Sample	0.449	ug/m3	0.285	ug/m3	J	Y	2/4/2026	11:20	2/18/2026	11:46
IRVSEA-10-S-20260204	10	m-/p-Xylenes	Sample	1.41	ug/m3	0.285	ug/m3		Y	2/4/2026	11:20	2/18/2026	11:46
IRVSEA-10-S-20260204	10	o-Xylene	Sample	0.546	ug/m3	0.285	ug/m3	J	Y	2/4/2026	11:20	2/18/2026	11:46

Irving Oil Searsport Maine Terminal Fenceline Monitoring

SAMPLE ID	SAMPLE LOC.	COMPOUND NAME	SAMPLE TYPE	RESULT 3	RESULT UNITS3	MDL3	MDL UNITS3	LAB FLAGS	DETECT FLAG	SAMPLE START DATE	SAMPLE START TIME	SAMPLE END DATE	SAMPLE END TIME
IRVSEA-10-S-20260204	10	Toluene	Sample	2.55	ug/m3	0.252	ug/m3		Y	2/4/2026	11:20	2/18/2026	11:46
IRVSEA-11-S-20260204	11	Benzene	Sample	0.626	ug/m3	0.196	ug/m3	J	Y	2/4/2026	11:22	2/18/2026	11:51
IRVSEA-11-S-20260204	11	Ethylbenzene	Sample	<0.285	ug/m3	0.285	ug/m3	ND	N	2/4/2026	11:22	2/18/2026	11:51
IRVSEA-11-S-20260204	11	m-/p-Xylenes	Sample	0.731	ug/m3	0.285	ug/m3		Y	2/4/2026	11:22	2/18/2026	11:51
IRVSEA-11-S-20260204	11	o-Xylene	Sample	0.287	ug/m3	0.285	ug/m3	J	Y	2/4/2026	11:22	2/18/2026	11:51
IRVSEA-11-S-20260204	11	Toluene	Sample	1.52	ug/m3	0.252	ug/m3		Y	2/4/2026	11:22	2/18/2026	11:51
IRVSEA-12-S-20260204	12	Benzene	Sample	0.542	ug/m3	0.196	ug/m3	J	Y	2/4/2026	11:43	2/18/2026	11:55
IRVSEA-12-S-20260204	12	Ethylbenzene	Sample	<0.285	ug/m3	0.285	ug/m3	ND	N	2/4/2026	11:43	2/18/2026	11:55
IRVSEA-12-S-20260204	12	m-/p-Xylenes	Sample	0.556	ug/m3	0.285	ug/m3	J	Y	2/4/2026	11:43	2/18/2026	11:55
IRVSEA-12-S-20260204	12	o-Xylene	Sample	<0.285	ug/m3	0.285	ug/m3	ND	N	2/4/2026	11:43	2/18/2026	11:55
IRVSEA-12-S-20260204	12	Toluene	Sample	1.05	ug/m3	0.252	ug/m3		Y	2/4/2026	11:43	2/18/2026	11:55
IRVSEA-13-S-20260204	13	Benzene	Sample	0.489	ug/m3	0.196	ug/m3	J	Y	2/4/2026	11:50	2/18/2026	12:00
IRVSEA-13-S-20260204	13	Ethylbenzene	Sample	<0.285	ug/m3	0.285	ug/m3	ND	N	2/4/2026	11:50	2/18/2026	12:00
IRVSEA-13-S-20260204	13	m-/p-Xylenes	Sample	<0.285	ug/m3	0.285	ug/m3	ND	N	2/4/2026	11:50	2/18/2026	12:00
IRVSEA-13-S-20260204	13	o-Xylene	Sample	<0.285	ug/m3	0.285	ug/m3	ND	N	2/4/2026	11:50	2/18/2026	12:00
IRVSEA-13-S-20260204	13	Toluene	Sample	0.76	ug/m3	0.253	ug/m3		Y	2/4/2026	11:50	2/18/2026	12:00
IRVSEA-14-S-20260204	14	Benzene	Sample	0.529	ug/m3	0.196	ug/m3	J	Y	2/4/2026	11:52	2/18/2026	12:05
IRVSEA-14-S-20260204	14	Ethylbenzene	Sample	<0.285	ug/m3	0.285	ug/m3	ND	N	2/4/2026	11:52	2/18/2026	12:05
IRVSEA-14-S-20260204	14	m-/p-Xylenes	Sample	<0.285	ug/m3	0.285	ug/m3	ND	N	2/4/2026	11:52	2/18/2026	12:05
IRVSEA-14-S-20260204	14	o-Xylene	Sample	<0.285	ug/m3	0.285	ug/m3	ND	N	2/4/2026	11:52	2/18/2026	12:05
IRVSEA-14-S-20260204	14	Toluene	Sample	0.753	ug/m3	0.252	ug/m3		Y	2/4/2026	11:52	2/18/2026	12:05
IRVSEA-15-S-20260204	15	Benzene	Sample	0.508	ug/m3	0.196	ug/m3	J	Y	2/4/2026	12:10	2/18/2026	12:20
IRVSEA-15-S-20260204	15	Ethylbenzene	Sample	<0.285	ug/m3	0.285	ug/m3	ND	N	2/4/2026	12:10	2/18/2026	12:20
IRVSEA-15-S-20260204	15	m-/p-Xylenes	Sample	<0.285	ug/m3	0.285	ug/m3	ND	N	2/4/2026	12:10	2/18/2026	12:20
IRVSEA-15-S-20260204	15	o-Xylene	Sample	<0.285	ug/m3	0.285	ug/m3	ND	N	2/4/2026	12:10	2/18/2026	12:20
IRVSEA-15-S-20260204	15	Toluene	Sample	0.616	ug/m3	0.253	ug/m3		Y	2/4/2026	12:10	2/18/2026	12:20
IRVSEA-16-S-20260204	16	Benzene	Sample	0.46	ug/m3	0.196	ug/m3	J	Y	2/4/2026	12:12	2/18/2026	12:25
IRVSEA-16-S-20260204	16	Ethylbenzene	Sample	<0.285	ug/m3	0.285	ug/m3	ND	N	2/4/2026	12:12	2/18/2026	12:25
IRVSEA-16-S-20260204	16	m-/p-Xylenes	Sample	<0.285	ug/m3	0.285	ug/m3	ND	N	2/4/2026	12:12	2/18/2026	12:25
IRVSEA-16-S-20260204	16	o-Xylene	Sample	<0.285	ug/m3	0.285	ug/m3	ND	N	2/4/2026	12:12	2/18/2026	12:25
IRVSEA-16-S-20260204	16	Toluene	Sample	0.455	ug/m3	0.252	ug/m3	J	Y	2/4/2026	12:12	2/18/2026	12:25
IRVSEA-17-S-20260204	17	Benzene	Sample	0.443	ug/m3	0.196	ug/m3	J	Y	2/4/2026	12:14	2/18/2026	12:30

Irving Oil Searsport Maine Terminal Fenceline Monitoring

SAMPLE ID	SAMPLE LOC.	COMPOUND NAME	SAMPLE TYPE	RESULT 3	RESULT UNITS3	MDL3	MDL UNITS3	LAB FLAGS	DETECT FLAG	SAMPLE START DATE	SAMPLE START TIME	SAMPLE END DATE	SAMPLE END TIME
IRVSEA-17-S-20260204	17	Ethylbenzene	Sample	<0.285	ug/m3	0.285	ug/m3	ND	N	2/4/2026	12:14	2/18/2026	12:30
IRVSEA-17-S-20260204	17	m-/p-Xylenes	Sample	<0.285	ug/m3	0.285	ug/m3	ND	N	2/4/2026	12:14	2/18/2026	12:30
IRVSEA-17-S-20260204	17	o-Xylene	Sample	<0.285	ug/m3	0.285	ug/m3	ND	N	2/4/2026	12:14	2/18/2026	12:30
IRVSEA-17-S-20260204	17	Toluene	Sample	0.391	ug/m3	0.252	ug/m3	J	Y	2/4/2026	12:14	2/18/2026	12:30
IRVSEA-1-S-20260218	1	Benzene	Sample	0.478	ug/m3	0.195	ug/m3		Y	2/18/2026	11:00	3/4/2026	10:48
IRVSEA-1-S-20260218	1	Ethylbenzene	Sample	<0.285	ug/m3	0.285	ug/m3	ND	N	2/18/2026	11:00	3/4/2026	10:48
IRVSEA-1-S-20260218	1	m-/p-Xylenes	Sample	0.35	ug/m3	0.285	ug/m3	J	Y	2/18/2026	11:00	3/4/2026	10:48
IRVSEA-1-S-20260218	1	o-Xylene	Sample	<0.285	ug/m3	0.285	ug/m3	ND	N	2/18/2026	11:00	3/4/2026	10:48
IRVSEA-1-S-20260218	1	Toluene	Sample	0.891	ug/m3	0.252	ug/m3		Y	2/18/2026	11:00	3/4/2026	10:48
IRVSEA-2-S-20260218	2	Benzene	Sample	0.526	ug/m3	0.195	ug/m3		Y	2/18/2026	11:04	3/4/2026	10:53
IRVSEA-2-S-20260218	2	Ethylbenzene	Sample	<0.285	ug/m3	0.285	ug/m3	ND	N	2/18/2026	11:04	3/4/2026	10:53
IRVSEA-2-S-20260218	2	m-/p-Xylenes	Sample	0.572	ug/m3	0.285	ug/m3	J	Y	2/18/2026	11:04	3/4/2026	10:53
IRVSEA-2-S-20260218	2	o-Xylene	Sample	<0.285	ug/m3	0.285	ug/m3	ND	N	2/18/2026	11:04	3/4/2026	10:53
IRVSEA-2-S-20260218	2	Toluene	Sample	1.09	ug/m3	0.252	ug/m3		Y	2/18/2026	11:04	3/4/2026	10:53
IRVSEA-2-D-20260218	2	Benzene	Duplicate	0.488	ug/m3	0.195	ug/m3		Y	2/18/2026	11:04	3/4/2026	10:53
IRVSEA-2-D-20260218	2	Ethylbenzene	Duplicate	<0.285	ug/m3	0.285	ug/m3	ND	N	2/18/2026	11:04	3/4/2026	10:53
IRVSEA-2-D-20260218	2	m-/p-Xylenes	Duplicate	0.502	ug/m3	0.285	ug/m3	J	Y	2/18/2026	11:04	3/4/2026	10:53
IRVSEA-2-D-20260218	2	o-Xylene	Duplicate	<0.285	ug/m3	0.285	ug/m3	ND	N	2/18/2026	11:04	3/4/2026	10:53
IRVSEA-2-D-20260218	2	Toluene	Duplicate	0.997	ug/m3	0.252	ug/m3		Y	2/18/2026	11:04	3/4/2026	10:53
IRVSEA-2-B-20260218	2	Benzene	Blank	<0.195	ug/m3	0.195	ug/m3	ND	N	2/18/2026	11:04	3/4/2026	10:53
IRVSEA-2-B-20260218	2	Ethylbenzene	Blank	<0.285	ug/m3	0.285	ug/m3	ND	N	2/18/2026	11:04	3/4/2026	10:53
IRVSEA-2-B-20260218	2	m-/p-Xylenes	Blank	<0.285	ug/m3	0.285	ug/m3	ND	N	2/18/2026	11:04	3/4/2026	10:53
IRVSEA-2-B-20260218	2	o-Xylene	Blank	<0.285	ug/m3	0.285	ug/m3	ND	N	2/18/2026	11:04	3/4/2026	10:53
IRVSEA-2-B-20260218	2	Toluene	Blank	<0.252	ug/m3	0.252	ug/m3	ND	N	2/18/2026	11:04	3/4/2026	10:53
IRVSEA-3-S-20260218	3	Benzene	Sample	0.555	ug/m3	0.195	ug/m3		Y	2/18/2026	11:10	3/4/2026	10:58
IRVSEA-3-S-20260218	3	Ethylbenzene	Sample	<0.285	ug/m3	0.285	ug/m3	ND	N	2/18/2026	11:10	3/4/2026	10:58
IRVSEA-3-S-20260218	3	m-/p-Xylenes	Sample	0.815	ug/m3	0.285	ug/m3		Y	2/18/2026	11:10	3/4/2026	10:58
IRVSEA-3-S-20260218	3	o-Xylene	Sample	<0.285	ug/m3	0.285	ug/m3	ND	N	2/18/2026	11:10	3/4/2026	10:58
IRVSEA-3-S-20260218	3	Toluene	Sample	1.33	ug/m3	0.252	ug/m3		Y	2/18/2026	11:10	3/4/2026	10:58
IRVSEA-4-S-20260218	4	Benzene	Sample	0.703	ug/m3	0.195	ug/m3		Y	2/18/2026	11:16	3/4/2026	11:03
IRVSEA-4-S-20260218	4	Ethylbenzene	Sample	0.436	ug/m3	0.285	ug/m3	J	Y	2/18/2026	11:16	3/4/2026	11:03
IRVSEA-4-S-20260218	4	m-/p-Xylenes	Sample	1.24	ug/m3	0.285	ug/m3		Y	2/18/2026	11:16	3/4/2026	11:03

Irving Oil Searsport Maine Terminal Fenceline Monitoring

SAMPLE ID	SAMPLE LOC.	COMPOUND NAME	SAMPLE TYPE	RESULT 3	RESULT UNITS3	MDL3	MDL UNITS3	LAB FLAGS	DETECT FLAG	SAMPLE START DATE	SAMPLE START TIME	SAMPLE END DATE	SAMPLE END TIME
IRVSEA-4-S-20260218	4	o-Xylene	Sample	0.383	ug/m3	0.285	ug/m3	J	Y	2/18/2026	11:16	3/4/2026	11:03
IRVSEA-4-S-20260218	4	Toluene	Sample	2.32	ug/m3	0.252	ug/m3		Y	2/18/2026	11:16	3/4/2026	11:03
IRVSEA-5-S-20260218	5	Benzene	Sample	0.876	ug/m3	0.195	ug/m3		Y	2/18/2026	11:22	3/4/2026	11:08
IRVSEA-5-S-20260218	5	Ethylbenzene	Sample	0.367	ug/m3	0.285	ug/m3	J	Y	2/18/2026	11:22	3/4/2026	11:08
IRVSEA-5-S-20260218	5	m-/p-Xylenes	Sample	0.99	ug/m3	0.285	ug/m3		Y	2/18/2026	11:22	3/4/2026	11:08
IRVSEA-5-S-20260218	5	o-Xylene	Sample	0.37	ug/m3	0.285	ug/m3	J	Y	2/18/2026	11:22	3/4/2026	11:08
IRVSEA-5-S-20260218	5	Toluene	Sample	2.89	ug/m3	0.252	ug/m3		Y	2/18/2026	11:22	3/4/2026	11:08
IRVSEA-6-S-20260218	6	Benzene	Sample	1.02	ug/m3	0.195	ug/m3		Y	2/18/2026	11:28	3/4/2026	11:13
IRVSEA-6-S-20260218	6	Ethylbenzene	Sample	0.613	ug/m3	0.285	ug/m3	J	Y	2/18/2026	11:28	3/4/2026	11:13
IRVSEA-6-S-20260218	6	m-/p-Xylenes	Sample	2.13	ug/m3	0.285	ug/m3		Y	2/18/2026	11:28	3/4/2026	11:13
IRVSEA-6-S-20260218	6	o-Xylene	Sample	0.796	ug/m3	0.285	ug/m3		Y	2/18/2026	11:28	3/4/2026	11:13
IRVSEA-6-S-20260218	6	Toluene	Sample	5.03	ug/m3	0.252	ug/m3		Y	2/18/2026	11:28	3/4/2026	11:13
IRVSEA-7-S-20260218	7	Benzene	Sample	1.62	ug/m3	0.195	ug/m3		Y	2/18/2026	11:34	3/4/2026	11:18
IRVSEA-7-S-20260218	7	Ethylbenzene	Sample	1.44	ug/m3	0.285	ug/m3		Y	2/18/2026	11:34	3/4/2026	11:18
IRVSEA-7-S-20260218	7	m-/p-Xylenes	Sample	5.03	ug/m3	0.285	ug/m3		Y	2/18/2026	11:34	3/4/2026	11:18
IRVSEA-7-S-20260218	7	o-Xylene	Sample	1.85	ug/m3	0.285	ug/m3		Y	2/18/2026	11:34	3/4/2026	11:18
IRVSEA-7-S-20260218	7	Toluene	Sample	9.26	ug/m3	0.252	ug/m3		Y	2/18/2026	11:34	3/4/2026	11:18
IRVSEA-8-S-20260218	8	Benzene	Sample	1.79	ug/m3	0.195	ug/m3		Y	2/18/2026	11:40	3/4/2026	11:23
IRVSEA-8-S-20260218	8	Ethylbenzene	Sample	1.65	ug/m3	0.285	ug/m3		Y	2/18/2026	11:40	3/4/2026	11:23
IRVSEA-8-S-20260218	8	m-/p-Xylenes	Sample	5.61	ug/m3	0.285	ug/m3		Y	2/18/2026	11:40	3/4/2026	11:23
IRVSEA-8-S-20260218	8	o-Xylene	Sample	2.02	ug/m3	0.285	ug/m3		Y	2/18/2026	11:40	3/4/2026	11:23
IRVSEA-8-S-20260218	8	Toluene	Sample	10.1	ug/m3	0.252	ug/m3		Y	2/18/2026	11:40	3/4/2026	11:23
IRVSEA-8-D-20260218	8	Benzene	Duplicate	1.62	ug/m3	0.195	ug/m3		Y	2/18/2026	11:40	3/4/2026	11:23
IRVSEA-8-D-20260218	8	Ethylbenzene	Duplicate	1.55	ug/m3	0.285	ug/m3		Y	2/18/2026	11:40	3/4/2026	11:23
IRVSEA-8-D-20260218	8	m-/p-Xylenes	Duplicate	5.24	ug/m3	0.285	ug/m3		Y	2/18/2026	11:40	3/4/2026	11:23
IRVSEA-8-D-20260218	8	o-Xylene	Duplicate	1.94	ug/m3	0.285	ug/m3		Y	2/18/2026	11:40	3/4/2026	11:23
IRVSEA-8-D-20260218	8	Toluene	Duplicate	9.38	ug/m3	0.252	ug/m3		Y	2/18/2026	11:40	3/4/2026	11:23
IRVSEA-8-B-20260218	8	Benzene	Blank	<0.195	ug/m3	0.195	ug/m3	ND	N	2/18/2026	11:40	3/4/2026	11:23
IRVSEA-8-B-20260218	8	Ethylbenzene	Blank	<0.285	ug/m3	0.285	ug/m3	ND	N	2/18/2026	11:40	3/4/2026	11:23
IRVSEA-8-B-20260218	8	m-/p-Xylenes	Blank	<0.285	ug/m3	0.285	ug/m3	ND	N	2/18/2026	11:40	3/4/2026	11:23
IRVSEA-8-B-20260218	8	o-Xylene	Blank	<0.285	ug/m3	0.285	ug/m3	ND	N	2/18/2026	11:40	3/4/2026	11:23
IRVSEA-8-B-20260218	8	Toluene	Blank	0.337	ug/m3	0.252	ug/m3	J	Y	2/18/2026	11:40	3/4/2026	11:23

Irving Oil Searsport Maine Terminal Fenceline Monitoring

SAMPLE ID	SAMPLE LOC.	COMPOUND NAME	SAMPLE TYPE	RESULT 3	RESULT UNITS3	MDL3	MDL UNITS3	LAB FLAGS	DETECT FLAG	SAMPLE START DATE	SAMPLE START TIME	SAMPLE END DATE	SAMPLE END TIME
IRVSEA-9-S-20260218	9	Benzene	Sample	0.991	ug/m3	0.195	ug/m3		Y	2/18/2026	11:43	3/4/2026	11:29
IRVSEA-9-S-20260218	9	Ethylbenzene	Sample	0.707	ug/m3	0.285	ug/m3		Y	2/18/2026	11:43	3/4/2026	11:29
IRVSEA-9-S-20260218	9	m-/p-Xylenes	Sample	2.19	ug/m3	0.285	ug/m3		Y	2/18/2026	11:43	3/4/2026	11:29
IRVSEA-9-S-20260218	9	o-Xylene	Sample	0.838	ug/m3	0.285	ug/m3		Y	2/18/2026	11:43	3/4/2026	11:29
IRVSEA-9-S-20260218	9	Toluene	Sample	4.37	ug/m3	0.252	ug/m3		Y	2/18/2026	11:43	3/4/2026	11:29
IRVSEA-10-S-20260218	10	Benzene	Sample	1.13	ug/m3	0.195	ug/m3		Y	2/18/2026	11:46	3/4/2026	11:35
IRVSEA-10-S-20260218	10	Ethylbenzene	Sample	0.992	ug/m3	0.285	ug/m3		Y	2/18/2026	11:46	3/4/2026	11:35
IRVSEA-10-S-20260218	10	m-/p-Xylenes	Sample	3.23	ug/m3	0.285	ug/m3		Y	2/18/2026	11:46	3/4/2026	11:35
IRVSEA-10-S-20260218	10	o-Xylene	Sample	1.24	ug/m3	0.285	ug/m3		Y	2/18/2026	11:46	3/4/2026	11:35
IRVSEA-10-S-20260218	10	Toluene	Sample	5.83	ug/m3	0.252	ug/m3		Y	2/18/2026	11:46	3/4/2026	11:35
IRVSEA-11-S-20260218	11	Benzene	Sample	0.872	ug/m3	0.195	ug/m3		Y	2/18/2026	11:51	3/4/2026	11:41
IRVSEA-11-S-20260218	11	Ethylbenzene	Sample	0.572	ug/m3	0.285	ug/m3	J	Y	2/18/2026	11:51	3/4/2026	11:41
IRVSEA-11-S-20260218	11	m-/p-Xylenes	Sample	1.77	ug/m3	0.285	ug/m3		Y	2/18/2026	11:51	3/4/2026	11:41
IRVSEA-11-S-20260218	11	o-Xylene	Sample	0.65	ug/m3	0.285	ug/m3		Y	2/18/2026	11:51	3/4/2026	11:41
IRVSEA-11-S-20260218	11	Toluene	Sample	3.81	ug/m3	0.252	ug/m3		Y	2/18/2026	11:51	3/4/2026	11:41
IRVSEA-12-S-20260218	12	Benzene	Sample	0.636	ug/m3	0.195	ug/m3		Y	2/18/2026	11:55	3/4/2026	11:47
IRVSEA-12-S-20260218	12	Ethylbenzene	Sample	<0.285	ug/m3	0.285	ug/m3	ND	N	2/18/2026	11:55	3/4/2026	11:47
IRVSEA-12-S-20260218	12	m-/p-Xylenes	Sample	0.937	ug/m3	0.285	ug/m3		Y	2/18/2026	11:55	3/4/2026	11:47
IRVSEA-12-S-20260218	12	o-Xylene	Sample	0.345	ug/m3	0.285	ug/m3	J	Y	2/18/2026	11:55	3/4/2026	11:47
IRVSEA-12-S-20260218	12	Toluene	Sample	1.76	ug/m3	0.252	ug/m3		Y	2/18/2026	11:55	3/4/2026	11:47
IRVSEA-13-S-20260218	13	Benzene	Sample	0.469	ug/m3	0.195	ug/m3		Y	2/18/2026	12:00	3/4/2026	11:53
IRVSEA-13-S-20260218	13	Ethylbenzene	Sample	<0.285	ug/m3	0.285	ug/m3	ND	N	2/18/2026	12:00	3/4/2026	11:53
IRVSEA-13-S-20260218	13	m-/p-Xylenes	Sample	0.401	ug/m3	0.285	ug/m3	J	Y	2/18/2026	12:00	3/4/2026	11:53
IRVSEA-13-S-20260218	13	o-Xylene	Sample	<0.285	ug/m3	0.285	ug/m3	ND	N	2/18/2026	12:00	3/4/2026	11:53
IRVSEA-13-S-20260218	13	Toluene	Sample	1.08	ug/m3	0.252	ug/m3		Y	2/18/2026	12:00	3/4/2026	11:53
IRVSEA-14-S-20260218	14	Benzene	Sample	0.522	ug/m3	0.195	ug/m3		Y	2/18/2026	12:05	3/4/2026	11:59
IRVSEA-14-S-20260218	14	Ethylbenzene	Sample	<0.285	ug/m3	0.285	ug/m3	ND	N	2/18/2026	12:05	3/4/2026	11:59
IRVSEA-14-S-20260218	14	m-/p-Xylenes	Sample	0.404	ug/m3	0.285	ug/m3	J	Y	2/18/2026	12:05	3/4/2026	11:59
IRVSEA-14-S-20260218	14	o-Xylene	Sample	<0.285	ug/m3	0.285	ug/m3	ND	N	2/18/2026	12:05	3/4/2026	11:59
IRVSEA-14-S-20260218	14	Toluene	Sample	1.06	ug/m3	0.252	ug/m3		Y	2/18/2026	12:05	3/4/2026	11:59
IRVSEA-15-S-20260218	15	Benzene	Sample	0.459	ug/m3	0.195	ug/m3	J	Y	2/18/2026	12:20	3/4/2026	12:20
IRVSEA-15-S-20260218	15	Ethylbenzene	Sample	<0.284	ug/m3	0.284	ug/m3	ND	N	2/18/2026	12:20	3/4/2026	12:20

Irving Oil Searsport Maine Terminal Fenceline Monitoring

SAMPLE ID	SAMPLE LOC.	COMPOUND NAME	SAMPLE TYPE	RESULT 3	RESULT UNITS3	MDL3	MDL UNITS3	LAB FLAGS	DETECT FLAG	SAMPLE START DATE	SAMPLE START TIME	SAMPLE END DATE	SAMPLE END TIME
IRVSEA-15-S-20260218	15	m-/p-Xylenes	Sample	<0.284	ug/m3	0.284	ug/m3	ND	N	2/18/2026	12:20	3/4/2026	12:20
IRVSEA-15-S-20260218	15	o-Xylene	Sample	<0.284	ug/m3	0.284	ug/m3	ND	N	2/18/2026	12:20	3/4/2026	12:20
IRVSEA-15-S-20260218	15	Toluene	Sample	0.661	ug/m3	0.252	ug/m3		Y	2/18/2026	12:20	3/4/2026	12:20
IRVSEA-16-S-20260218	16	Benzene	Sample	0.406	ug/m3	0.195	ug/m3	J	Y	2/18/2026	12:25	3/4/2026	12:24
IRVSEA-16-S-20260218	16	Ethylbenzene	Sample	<0.284	ug/m3	0.284	ug/m3	ND	N	2/18/2026	12:25	3/4/2026	12:24
IRVSEA-16-S-20260218	16	m-/p-Xylenes	Sample	<0.284	ug/m3	0.284	ug/m3	ND	N	2/18/2026	12:25	3/4/2026	12:24
IRVSEA-16-S-20260218	16	o-Xylene	Sample	<0.284	ug/m3	0.284	ug/m3	ND	N	2/18/2026	12:25	3/4/2026	12:24
IRVSEA-16-S-20260218	16	Toluene	Sample	0.626	ug/m3	0.252	ug/m3		Y	2/18/2026	12:25	3/4/2026	12:24
IRVSEA-17-S-20260218	17	Benzene	Sample	0.402	ug/m3	0.195	ug/m3	J	Y	2/18/2026	12:30	3/4/2026	12:28
IRVSEA-17-S-20260218	17	Ethylbenzene	Sample	<0.284	ug/m3	0.284	ug/m3	ND	N	2/18/2026	12:30	3/4/2026	12:28
IRVSEA-17-S-20260218	17	m-/p-Xylenes	Sample	<0.284	ug/m3	0.284	ug/m3	ND	N	2/18/2026	12:30	3/4/2026	12:28
IRVSEA-17-S-20260218	17	o-Xylene	Sample	<0.284	ug/m3	0.284	ug/m3	ND	N	2/18/2026	12:30	3/4/2026	12:28
IRVSEA-17-S-20260218	17	Toluene	Sample	0.444	ug/m3	0.252	ug/m3	J	Y	2/18/2026	12:30	3/4/2026	12:28
IRVSEA-1-S-20260304	1	Benzene	Sample	0.535	ug/m3	0.193	ug/m3		Y	3/4/2026	10:48	3/18/2026	11:02
IRVSEA-1-S-20260304	1	Ethylbenzene	Sample	<0.281	ug/m3	0.281	ug/m3	ND	N	3/4/2026	10:48	3/18/2026	11:02
IRVSEA-1-S-20260304	1	m-/p-Xylenes	Sample	0.643	ug/m3	0.281	ug/m3	J	Y	3/4/2026	10:48	3/18/2026	11:02
IRVSEA-1-S-20260304	1	o-Xylene	Sample	<0.281	ug/m3	0.281	ug/m3	ND	N	3/4/2026	10:48	3/18/2026	11:02
IRVSEA-1-S-20260304	1	Toluene	Sample	1.35	ug/m3	0.249	ug/m3		Y	3/4/2026	10:48	3/18/2026	11:02
IRVSEA-2-S-20260304	2	Benzene	Sample	0.527	ug/m3	0.193	ug/m3		Y	3/4/2026	10:53	3/18/2026	10:21
IRVSEA-2-S-20260304	2	Ethylbenzene	Sample	<0.282	ug/m3	0.282	ug/m3	ND	N	3/4/2026	10:53	3/18/2026	10:21
IRVSEA-2-S-20260304	2	m-/p-Xylenes	Sample	0.336	ug/m3	0.282	ug/m3	J	Y	3/4/2026	10:53	3/18/2026	10:21
IRVSEA-2-S-20260304	2	o-Xylene	Sample	<0.282	ug/m3	0.282	ug/m3	ND	N	3/4/2026	10:53	3/18/2026	10:21
IRVSEA-2-S-20260304	2	Toluene	Sample	1.03	ug/m3	0.249	ug/m3		Y	3/4/2026	10:53	3/18/2026	10:21
IRVSEA-2-D-20260304	2	Benzene	Duplicate	0.588	ug/m3	0.193	ug/m3		Y	3/4/2026	10:53	3/18/2026	10:21
IRVSEA-2-D-20260304	2	Ethylbenzene	Duplicate	<0.282	ug/m3	0.282	ug/m3	ND	N	3/4/2026	10:53	3/18/2026	10:21
IRVSEA-2-D-20260304	2	m-/p-Xylenes	Duplicate	0.43	ug/m3	0.282	ug/m3	J	Y	3/4/2026	10:53	3/18/2026	10:21
IRVSEA-2-D-20260304	2	o-Xylene	Duplicate	<0.282	ug/m3	0.282	ug/m3	ND	N	3/4/2026	10:53	3/18/2026	10:21
IRVSEA-2-D-20260304	2	Toluene	Duplicate	0.989	ug/m3	0.249	ug/m3		Y	3/4/2026	10:53	3/18/2026	10:21
IRVSEA-2-B-20260304	2	Benzene	Blank	<0.193	ug/m3	0.193	ug/m3	ND	N	3/4/2026	10:53	3/18/2026	10:21
IRVSEA-2-B-20260304	2	Ethylbenzene	Blank	<0.282	ug/m3	0.282	ug/m3	ND	N	3/4/2026	10:53	3/18/2026	10:21
IRVSEA-2-B-20260304	2	m-/p-Xylenes	Blank	<0.282	ug/m3	0.282	ug/m3	ND	N	3/4/2026	10:53	3/18/2026	10:21
IRVSEA-2-B-20260304	2	o-Xylene	Blank	<0.282	ug/m3	0.282	ug/m3	ND	N	3/4/2026	10:53	3/18/2026	10:21

Irving Oil Searsport Maine Terminal Fenceline Monitoring

SAMPLE ID	SAMPLE LOC.	COMPOUND NAME	SAMPLE TYPE	RESULT 3	RESULT UNITS3	MDL3	MDL UNITS3	LAB FLAGS	DETECT FLAG	SAMPLE START DATE	SAMPLE START TIME	SAMPLE END DATE	SAMPLE END TIME
IRVSEA-2-B-20260304	2	Toluene	Blank	<0.249	ug/m3	0.249	ug/m3	ND	N	3/4/2026	10:53	3/18/2026	10:21
IRVSEA-3-S-20260304	3	Benzene	Sample	0.59	ug/m3	0.193	ug/m3		Y	3/4/2026	10:58	3/18/2026	10:24
IRVSEA-3-S-20260304	3	Ethylbenzene	Sample	0.282	ug/m3	0.282	ug/m3	J	Y	3/4/2026	10:58	3/18/2026	10:24
IRVSEA-3-S-20260304	3	m-/p-Xylenes	Sample	0.828	ug/m3	0.282	ug/m3		Y	3/4/2026	10:58	3/18/2026	10:24
IRVSEA-3-S-20260304	3	o-Xylene	Sample	<0.282	ug/m3	0.282	ug/m3	ND	N	3/4/2026	10:58	3/18/2026	10:24
IRVSEA-3-S-20260304	3	Toluene	Sample	1.74	ug/m3	0.249	ug/m3		Y	3/4/2026	10:58	3/18/2026	10:24
IRVSEA-4-S-20260304	4	Benzene	Sample	0.528	ug/m3	0.193	ug/m3		Y	3/4/2026	11:03	3/18/2026	10:28
IRVSEA-4-S-20260304	4	Ethylbenzene	Sample	<0.282	ug/m3	0.282	ug/m3	ND	N	3/4/2026	11:03	3/18/2026	10:28
IRVSEA-4-S-20260304	4	m-/p-Xylenes	Sample	0.844	ug/m3	0.282	ug/m3		Y	3/4/2026	11:03	3/18/2026	10:28
IRVSEA-4-S-20260304	4	o-Xylene	Sample	0.299	ug/m3	0.282	ug/m3	J	Y	3/4/2026	11:03	3/18/2026	10:28
IRVSEA-4-S-20260304	4	Toluene	Sample	1.41	ug/m3	0.249	ug/m3		Y	3/4/2026	11:03	3/18/2026	10:28
IRVSEA-5-S-20260304	5	Benzene	Sample	0.658	ug/m3	0.193	ug/m3		Y	3/4/2026	11:08	3/18/2026	10:31
IRVSEA-5-S-20260304	5	Ethylbenzene	Sample	<0.282	ug/m3	0.282	ug/m3	ND	N	3/4/2026	11:08	3/18/2026	10:31
IRVSEA-5-S-20260304	5	m-/p-Xylenes	Sample	0.62	ug/m3	0.282	ug/m3	J	Y	3/4/2026	11:08	3/18/2026	10:31
IRVSEA-5-S-20260304	5	o-Xylene	Sample	<0.282	ug/m3	0.282	ug/m3	ND	N	3/4/2026	11:08	3/18/2026	10:31
IRVSEA-5-S-20260304	5	Toluene	Sample	1.37	ug/m3	0.249	ug/m3		Y	3/4/2026	11:08	3/18/2026	10:31
IRVSEA-6-S-20260304	6	Benzene	Sample	0.642	ug/m3	0.193	ug/m3		Y	3/4/2026	11:13	3/18/2026	10:37
IRVSEA-6-S-20260304	6	Ethylbenzene	Sample	<0.282	ug/m3	0.282	ug/m3	ND	N	3/4/2026	11:13	3/18/2026	10:37
IRVSEA-6-S-20260304	6	m-/p-Xylenes	Sample	0.801	ug/m3	0.282	ug/m3		Y	3/4/2026	11:13	3/18/2026	10:37
IRVSEA-6-S-20260304	6	o-Xylene	Sample	0.338	ug/m3	0.282	ug/m3	J	Y	3/4/2026	11:13	3/18/2026	10:37
IRVSEA-6-S-20260304	6	Toluene	Sample	1.82	ug/m3	0.249	ug/m3		Y	3/4/2026	11:13	3/18/2026	10:37
IRVSEA-7-S-20260304	7	Benzene	Sample	0.911	ug/m3	0.193	ug/m3		Y	3/4/2026	11:18	3/18/2026	10:38
IRVSEA-7-S-20260304	7	Ethylbenzene	Sample	0.828	ug/m3	0.282	ug/m3		Y	3/4/2026	11:18	3/18/2026	10:38
IRVSEA-7-S-20260304	7	m-/p-Xylenes	Sample	3.17	ug/m3	0.282	ug/m3		Y	3/4/2026	11:18	3/18/2026	10:38
IRVSEA-7-S-20260304	7	o-Xylene	Sample	1.21	ug/m3	0.282	ug/m3		Y	3/4/2026	11:18	3/18/2026	10:38
IRVSEA-7-S-20260304	7	Toluene	Sample	4.65	ug/m3	0.249	ug/m3		Y	3/4/2026	11:18	3/18/2026	10:38
IRVSEA-8-S-20260304	8	Benzene	Sample	0.881	ug/m3	0.193	ug/m3		Y	3/4/2026	11:23	3/18/2026	10:40
IRVSEA-8-S-20260304	8	Ethylbenzene	Sample	0.622	ug/m3	0.282	ug/m3		Y	3/4/2026	11:23	3/18/2026	10:40
IRVSEA-8-S-20260304	8	m-/p-Xylenes	Sample	2.18	ug/m3	0.282	ug/m3		Y	3/4/2026	11:23	3/18/2026	10:40
IRVSEA-8-S-20260304	8	o-Xylene	Sample	0.852	ug/m3	0.282	ug/m3		Y	3/4/2026	11:23	3/18/2026	10:40
IRVSEA-8-S-20260304	8	Toluene	Sample	3.82	ug/m3	0.249	ug/m3		Y	3/4/2026	11:23	3/18/2026	10:40
IRVSEA-8-D-20260304	8	Benzene	Duplicate	0.868	ug/m3	0.193	ug/m3		Y	3/4/2026	11:23	3/18/2026	10:40

Irving Oil Searsport Maine Terminal Fenceline Monitoring

SAMPLE ID	SAMPLE LOC.	COMPOUND NAME	SAMPLE TYPE	RESULT 3	RESULT UNITS3	MDL3	MDL UNITS3	LAB FLAGS	DETECT FLAG	SAMPLE START DATE	SAMPLE START TIME	SAMPLE END DATE	SAMPLE END TIME
IRVSEA-8-D-20260304	8	Ethylbenzene	Duplicate	0.783	ug/m3	0.282	ug/m3		Y	3/4/2026	11:23	3/18/2026	10:40
IRVSEA-8-D-20260304	8	m-/p-Xylenes	Duplicate	2.51	ug/m3	0.282	ug/m3		Y	3/4/2026	11:23	3/18/2026	10:40
IRVSEA-8-D-20260304	8	o-Xylene	Duplicate	0.984	ug/m3	0.282	ug/m3		Y	3/4/2026	11:23	3/18/2026	10:40
IRVSEA-8-D-20260304	8	Toluene	Duplicate	4.16	ug/m3	0.249	ug/m3		Y	3/4/2026	11:23	3/18/2026	10:40
IRVSEA-8-B-20260304	8	Benzene	Blank	<0.193	ug/m3	0.193	ug/m3	ND	N	3/4/2026	11:23	3/18/2026	10:40
IRVSEA-8-B-20260304	8	Ethylbenzene	Blank	<0.282	ug/m3	0.282	ug/m3	ND	N	3/4/2026	11:23	3/18/2026	10:40
IRVSEA-8-B-20260304	8	m-/p-Xylenes	Blank	<0.282	ug/m3	0.282	ug/m3	ND	N	3/4/2026	11:23	3/18/2026	10:40
IRVSEA-8-B-20260304	8	o-Xylene	Blank	<0.282	ug/m3	0.282	ug/m3	ND	N	3/4/2026	11:23	3/18/2026	10:40
IRVSEA-8-B-20260304	8	Toluene	Blank	<0.249	ug/m3	0.249	ug/m3	ND	N	3/4/2026	11:23	3/18/2026	10:40
IRVSEA-9-S-20260304	9	Benzene	Sample	0.83	ug/m3	0.194	ug/m3		Y	3/4/2026	11:29	3/18/2026	10:43
IRVSEA-9-S-20260304	9	Ethylbenzene	Sample	0.582	ug/m3	0.282	ug/m3	J	Y	3/4/2026	11:29	3/18/2026	10:43
IRVSEA-9-S-20260304	9	m-/p-Xylenes	Sample	2.24	ug/m3	0.282	ug/m3		Y	3/4/2026	11:29	3/18/2026	10:43
IRVSEA-9-S-20260304	9	o-Xylene	Sample	0.937	ug/m3	0.282	ug/m3		Y	3/4/2026	11:29	3/18/2026	10:43
IRVSEA-9-S-20260304	9	Toluene	Sample	3.27	ug/m3	0.249	ug/m3		Y	3/4/2026	11:29	3/18/2026	10:43
IRVSEA-10-S-20260304	10	Benzene	Sample	1	ug/m3	0.194	ug/m3		Y	3/4/2026	11:35	3/18/2026	10:46
IRVSEA-10-S-20260304	10	Ethylbenzene	Sample	0.949	ug/m3	0.282	ug/m3		Y	3/4/2026	11:35	3/18/2026	10:46
IRVSEA-10-S-20260304	10	m-/p-Xylenes	Sample	3.68	ug/m3	0.282	ug/m3		Y	3/4/2026	11:35	3/18/2026	10:46
IRVSEA-10-S-20260304	10	o-Xylene	Sample	1.5	ug/m3	0.282	ug/m3		Y	3/4/2026	11:35	3/18/2026	10:46
IRVSEA-10-S-20260304	10	Toluene	Sample	5.13	ug/m3	0.249	ug/m3		Y	3/4/2026	11:35	3/18/2026	10:46
IRVSEA-11-S-20260304	11	Benzene	Sample	0.876	ug/m3	0.194	ug/m3		Y	3/4/2026	11:41	3/18/2026	10:49
IRVSEA-11-S-20260304	11	Ethylbenzene	Sample	0.559	ug/m3	0.282	ug/m3	J	Y	3/4/2026	11:41	3/18/2026	10:49
IRVSEA-11-S-20260304	11	m-/p-Xylenes	Sample	1.65	ug/m3	0.282	ug/m3		Y	3/4/2026	11:41	3/18/2026	10:49
IRVSEA-11-S-20260304	11	o-Xylene	Sample	0.674	ug/m3	0.282	ug/m3		Y	3/4/2026	11:41	3/18/2026	10:49
IRVSEA-11-S-20260304	11	Toluene	Sample	3.49	ug/m3	0.249	ug/m3		Y	3/4/2026	11:41	3/18/2026	10:49
IRVSEA-12-S-20260304	12	Benzene	Sample	0.771	ug/m3	0.193	ug/m3		Y	3/4/2026	11:47	3/18/2026	11:16
IRVSEA-12-S-20260304	12	Ethylbenzene	Sample	0.57	ug/m3	0.282	ug/m3	J	Y	3/4/2026	11:47	3/18/2026	11:16
IRVSEA-12-S-20260304	12	m-/p-Xylenes	Sample	1.63	ug/m3	0.282	ug/m3		Y	3/4/2026	11:47	3/18/2026	11:16
IRVSEA-12-S-20260304	12	o-Xylene	Sample	0.692	ug/m3	0.282	ug/m3		Y	3/4/2026	11:47	3/18/2026	11:16
IRVSEA-12-S-20260304	12	Toluene	Sample	3.25	ug/m3	0.249	ug/m3		Y	3/4/2026	11:47	3/18/2026	11:16
IRVSEA-13-S-20260304	13	Benzene	Sample	0.591	ug/m3	0.193	ug/m3		Y	3/4/2026	11:53	3/18/2026	11:10
IRVSEA-13-S-20260304	13	Ethylbenzene	Sample	0.314	ug/m3	0.282	ug/m3	J	Y	3/4/2026	11:53	3/18/2026	11:10
IRVSEA-13-S-20260304	13	m-/p-Xylenes	Sample	0.905	ug/m3	0.282	ug/m3		Y	3/4/2026	11:53	3/18/2026	11:10

Irving Oil Searsport Maine Terminal Fenceline Monitoring

SAMPLE ID	SAMPLE LOC.	COMPOUND NAME	SAMPLE TYPE	RESULT 3	RESULT UNITS3	MDL3	MDL UNITS3	LAB FLAGS	DETECT FLAG	SAMPLE START DATE	SAMPLE START TIME	SAMPLE END DATE	SAMPLE END TIME
IRVSEA-13-S-20260304	13	o-Xylene	Sample	0.363	ug/m3	0.282	ug/m3	J	Y	3/4/2026	11:53	3/18/2026	11:10
IRVSEA-13-S-20260304	13	Toluene	Sample	1.87	ug/m3	0.249	ug/m3		Y	3/4/2026	11:53	3/18/2026	11:10
IRVSEA-14-S-20260304	14	Benzene	Sample	0.513	ug/m3	0.194	ug/m3		Y	3/4/2026	11:59	3/18/2026	11:07
IRVSEA-14-S-20260304	14	Ethylbenzene	Sample	<0.282	ug/m3	0.282	ug/m3	ND	N	3/4/2026	11:59	3/18/2026	11:07
IRVSEA-14-S-20260304	14	m-/p-Xylenes	Sample	0.621	ug/m3	0.282	ug/m3	J	Y	3/4/2026	11:59	3/18/2026	11:07
IRVSEA-14-S-20260304	14	o-Xylene	Sample	<0.282	ug/m3	0.282	ug/m3	ND	N	3/4/2026	11:59	3/18/2026	11:07
IRVSEA-14-S-20260304	14	Toluene	Sample	1.28	ug/m3	0.249	ug/m3		Y	3/4/2026	11:59	3/18/2026	11:07
IRVSEA-15-S-20260304	15	Benzene	Sample	0.464	ug/m3	0.194	ug/m3		Y	3/4/2026	12:20	3/18/2026	11:32
IRVSEA-15-S-20260304	15	Ethylbenzene	Sample	<0.282	ug/m3	0.282	ug/m3	ND	N	3/4/2026	12:20	3/18/2026	11:32
IRVSEA-15-S-20260304	15	m-/p-Xylenes	Sample	<0.282	ug/m3	0.282	ug/m3	ND	N	3/4/2026	12:20	3/18/2026	11:32
IRVSEA-15-S-20260304	15	o-Xylene	Sample	<0.282	ug/m3	0.282	ug/m3	ND	N	3/4/2026	12:20	3/18/2026	11:32
IRVSEA-15-S-20260304	15	Toluene	Sample	0.697	ug/m3	0.249	ug/m3		Y	3/4/2026	12:20	3/18/2026	11:32
IRVSEA-16-S-20260304	16	Benzene	Sample	0.426	ug/m3	0.194	ug/m3	J	Y	3/4/2026	12:24	3/18/2026	11:35
IRVSEA-16-S-20260304	16	Ethylbenzene	Sample	<0.282	ug/m3	0.282	ug/m3	ND	N	3/4/2026	12:24	3/18/2026	11:35
IRVSEA-16-S-20260304	16	m-/p-Xylenes	Sample	<0.282	ug/m3	0.282	ug/m3	ND	N	3/4/2026	12:24	3/18/2026	11:35
IRVSEA-16-S-20260304	16	o-Xylene	Sample	<0.282	ug/m3	0.282	ug/m3	ND	N	3/4/2026	12:24	3/18/2026	11:35
IRVSEA-16-S-20260304	16	Toluene	Sample	0.601	ug/m3	0.249	ug/m3		Y	3/4/2026	12:24	3/18/2026	11:35
IRVSEA-17-S-20260304	17	Benzene	Sample	0.413	ug/m3	0.194	ug/m3	J	Y	3/4/2026	12:28	3/18/2026	11:38
IRVSEA-17-S-20260304	17	Ethylbenzene	Sample	<0.282	ug/m3	0.282	ug/m3	ND	N	3/4/2026	12:28	3/18/2026	11:38
IRVSEA-17-S-20260304	17	m-/p-Xylenes	Sample	<0.282	ug/m3	0.282	ug/m3	ND	N	3/4/2026	12:28	3/18/2026	11:38
IRVSEA-17-S-20260304	17	o-Xylene	Sample	<0.282	ug/m3	0.282	ug/m3	ND	N	3/4/2026	12:28	3/18/2026	11:38
IRVSEA-17-S-20260304	17	Toluene	Sample	0.588	ug/m3	0.249	ug/m3		Y	3/4/2026	12:28	3/18/2026	11:38

FLM Data Flag Abbreviations - EPA Method 325B	
FLAG	**EXPLANATION**
ND	The analyte was not present above the Method Detection Limit
J	Estimated Value - The analyte was detected between the Method Detection Limit and Reporting Limit
B	Compound present in field blank(s) greater than 1/3 the compliance limit or measured target analyte
P	Field duplicate(s) exceed 30%RPD
Pc	Field duplicate(s) exceed 30%RPD. Concentrations of both samples in duplicate are near the reporting limit
Note: Meteorological data flagged ND was not available from the airport. Missing data can be due to instrument maintenance, instrument malfunction, data transmission issues, or other factors resulting in missing data.	

IRVING OIL TERMINALS INC. – SEARSPORT MARINE TERMINAL

METEOROLOGICAL DATA

12-23-25 THROUGH 03-18-26

Irving Oil Searsport Maine Terminal Fenceline Monitoring

Bangor International Airport (BGR) Meteorological Data (12/23/25 11:00 to 1/6/26 10:00)

* Periods of missing wind speed and/or direction (ND) reflect intermittent source data gaps from the off site meteorological station and do not affect compliance with Maine Chapter 171 quarterly reporting requirements.

Date & Time	Wind Speed m/s	Wind Direction Deg.	Temperature °C	Barometric Pressure mb
12/23/25 11:00	1.2	87	-5.8	1017
12/23/25 12:00	1.7	103	-5.2	1016
12/23/25 13:00	1.7	81	-4.3	1015
12/23/25 14:00	1.7	64	-4.0	1015
12/23/25 15:00	2.9	75	-4.1	1014
12/23/25 16:00	3.1	87	-4.0	1014
12/23/25 17:00	2.2	90	-5.0	1013
12/23/25 18:00	3.0	82	-5.0	1013
12/23/25 19:00	3.6	91	-5.0	1012
12/23/25 20:00	3.5	104	-5.2	1011
12/23/25 21:00	3.3	82	-6.0	1010
12/23/25 22:00	4.3	88	-7.0	1010
12/23/25 23:00	4.0	71	-7.0	1008
12/24/25 0:00	4.0	70	-6.9	1007
12/24/25 1:00	4.8	71	-6.0	1006
12/24/25 2:00	4.5	62	-6.0	1006
12/24/25 3:00	4.6	43	-6.7	1005
12/24/25 4:00	5.2	32	-7.7	1006
12/24/25 5:00	5.4	30	-8.0	1006
12/24/25 6:00	6.0	23	-8.0	1007
12/24/25 7:00	5.6	17	-8.1	1007
12/24/25 8:00	5.4	11	-8.0	1009
12/24/25 9:00	6.2	3	-8.0	1011
12/24/25 10:00	7.3	2	-8.7	1012
12/24/25 11:00	6.4	10	-8.9	1012
12/24/25 12:00	5.9	6	-8.0	1013
12/24/25 13:00	5.0	4	-8.0	1014
12/24/25 14:00	4.7	15	-7.9	1015
12/24/25 15:00	3.6	21	-8.2	1016
12/24/25 16:00	2.6	8	-10.4	1016
12/24/25 17:00	1.5	310	-13.4	1017
12/24/25 18:00	1.5	317	-14.8	1018
12/24/25 19:00	1.7	335	-15.8	1018
12/24/25 20:00	1.6	64	-16.0	1017
12/24/25 21:00	1.5	165	-15.5	1016
12/24/25 22:00	ND	ND	-15.6	1016
12/24/25 23:00	ND	ND	-13.0	1015
12/25/25 0:00	1.8	251	-12.0	1015
12/25/25 1:00	1.7	149	-11.6	1014
12/25/25 2:00	1.5	165	-10.9	1013
12/25/25 3:00	1.5	182	-11.0	1012
12/25/25 4:00	2.0	140	-10.2	1009
12/25/25 5:00	ND	ND	-9.3	1008
12/25/25 6:00	ND	ND	-8.9	1007
12/25/25 7:00	ND	ND	-8.3	1005

Irving Oil Searsport Maine Terminal Fenceline Monitoring

Bangor International Airport (BGR) Meteorological Data (12/23/25 11:00 to 1/6/26 10:00)

12/25/25 8:00	0.8	340	-8.0	1004
12/25/25 9:00	1.5	330	-8.0	1003
12/25/25 10:00	ND	ND	-7.7	1001
12/25/25 11:00	2.7	300	-6.8	1000
12/25/25 12:00	3.0	304	-5.8	999
12/25/25 13:00	3.7	302	-4.4	999
12/25/25 14:00	5.8	322	-4.1	999
12/25/25 15:00	7.7	321	-5.0	1000
12/25/25 16:00	9.8	317	-5.7	1001
12/25/25 17:00	8.4	320	-6.5	1003
12/25/25 18:00	8.5	332	-7.4	1004
12/25/25 19:00	7.9	331	-8.4	1005
12/25/25 20:00	6.9	320	-10.4	1006
12/25/25 21:00	6.8	310	-11.0	1008
12/25/25 22:00	7.2	324	-12.0	1008
12/25/25 23:00	6.5	315	-13.0	1009
12/26/25 0:00	7.2	318	-13.2	1009
12/26/25 1:00	5.9	310	-13.8	1010
12/26/25 2:00	6.2	313	-14.3	1011
12/26/25 3:00	7.1	318	-15.2	1011
12/26/25 4:00	6.6	318	-15.8	1012
12/26/25 5:00	4.9	322	-16.3	1013
12/26/25 6:00	3.7	310	-16.3	1014
12/26/25 7:00	3.3	345	-18.1	1014
12/26/25 8:00	3.0	334	-16.4	1014
12/26/25 9:00	3.6	316	-14.5	1015
12/26/25 10:00	5.3	318	-13.6	1015
12/26/25 11:00	6.2	324	-13.0	1014
12/26/25 12:00	5.0	326	-12.1	1013
12/26/25 13:00	5.5	315	-11.7	1013
12/26/25 14:00	4.4	317	-11.6	1013
12/26/25 15:00	3.6	321	-12.5	1013
12/26/25 16:00	2.6	329	-13.9	1013
12/26/25 17:00	2.6	346	-15.8	1013
12/26/25 18:00	2.8	17	-15.5	1012
12/26/25 19:00	2.2	7	-16.0	1012
12/26/25 20:00	2.9	350	-16.0	1012
12/26/25 21:00	3.1	347	-16.8	1013
12/26/25 22:00	3.4	353	-17.3	1013
12/26/25 23:00	3.9	11	-17.0	1013
12/27/25 0:00	4.2	6	-17.0	1013
12/27/25 1:00	2.8	10	-17.0	1014
12/27/25 2:00	3.0	3	-16.9	1014
12/27/25 3:00	3.9	13	-17.0	1013
12/27/25 4:00	4.2	21	-17.0	1013
12/27/25 5:00	3.8	17	-17.0	1013
12/27/25 6:00	3.1	357	-17.0	1014
12/27/25 7:00	3.7	356	-16.9	1014
12/27/25 8:00	4.1	342	-16.2	1015

Irving Oil Searsport Maine Terminal Fenceline Monitoring

Bangor International Airport (BGR) Meteorological Data (12/23/25 11:00 to 1/6/26 10:00)

12/27/25 9:00	4.1	343	-15.7	1015
12/27/25 10:00	4.8	355	-13.6	1014
12/27/25 11:00	3.7	351	-12.4	1013
12/27/25 12:00	4.0	352	-11.0	1012
12/27/25 13:00	4.0	358	-10.4	1012
12/27/25 14:00	4.1	325	-10.4	1012
12/27/25 15:00	2.7	308	-10.8	1012
12/27/25 16:00	2.1	302	-13.1	1013
12/27/25 17:00	ND	ND	-17.1	1013
12/27/25 18:00	1.9	280	-18.3	1013
12/27/25 19:00	1.5	320	-18.9	1013
12/27/25 20:00	ND	ND	-19.4	1012
12/27/25 21:00	1.8	347	-20.6	1012
12/27/25 22:00	1.9	260	-20.7	1012
12/27/25 23:00	2.5	289	-19.3	1011
12/28/25 0:00	2.8	296	-13.6	1011
12/28/25 1:00	2.1	299	-13.9	1011
12/28/25 2:00	1.9	279	-14.3	1011
12/28/25 3:00	2.3	256	-16.9	1011
12/28/25 4:00	2.2	271	-14.9	1010
12/28/25 5:00	1.5	252	-16.8	1011
12/28/25 6:00	1.5	190	-18.1	1011
12/28/25 7:00	2.9	292	-17.8	1011
12/28/25 8:00	1.6	304	-14.2	1011
12/28/25 9:00	3.7	315	-7.0	1011
12/28/25 10:00	3.9	325	-6.6	1010
12/28/25 11:00	3.1	321	-5.1	1009
12/28/25 12:00	3.1	307	-2.6	1008
12/28/25 13:00	3.6	325	-2.7	1008
12/28/25 14:00	3.9	324	-2.9	1008
12/28/25 15:00	2.6	316	-2.2	1008
12/28/25 16:00	1.5	314	-6.3	1007
12/28/25 17:00	1.5	277	-8.3	1008
12/28/25 18:00	1.5	170	-7.9	1007
12/28/25 19:00	ND	ND	-10.1	1007
12/28/25 20:00	ND	ND	-11.6	1006
12/28/25 21:00	ND	ND	-11.4	1005
12/28/25 22:00	ND	ND	-12.0	1005
12/28/25 23:00	ND	ND	-10.8	1004
12/29/25 0:00	ND	ND	-9.0	1003
12/29/25 1:00	ND	ND	-8.2	1003
12/29/25 2:00	ND	ND	-7.2	1002
12/29/25 3:00	ND	ND	-6.3	1001
12/29/25 4:00	1.6	357	-5.1	999
12/29/25 5:00	1.7	3	-4.2	998
12/29/25 6:00	3.2	125	-2.0	997
12/29/25 7:00	4.1	127	-0.4	996
12/29/25 8:00	5.5	127	1.1	995
12/29/25 9:00	5.0	122	2.0	993

Irving Oil Searsport Maine Terminal Fenceline Monitoring

Bangor International Airport (BGR) Meteorological Data (12/23/25 11:00 to 1/6/26 10:00)

12/29/25 10:00	3.4	118	2.1	992
12/29/25 11:00	3.0	65	2.2	990
12/29/25 12:00	2.8	64	2.1	987
12/29/25 13:00	4.1	120	3.0	986
12/29/25 14:00	3.9	110	3.1	985
12/29/25 15:00	6.9	115	4.0	982
12/29/25 16:00	5.2	138	4.0	981
12/29/25 17:00	3.1	135	3.6	979
12/29/25 18:00	2.2	266	2.6	978
12/29/25 19:00	1.5	189	2.7	978
12/29/25 20:00	1.5	335	1.8	976
12/29/25 21:00	1.8	303	2.4	975
12/29/25 22:00	5.0	303	2.2	974
12/29/25 23:00	4.4	306	1.2	975
12/30/25 0:00	3.5	300	1.0	975
12/30/25 1:00	5.8	296	0.2	975
12/30/25 2:00	3.3	288	-1.0	976
12/30/25 3:00	3.4	276	-1.1	976
12/30/25 4:00	2.7	282	-1.1	977
12/30/25 5:00	3.9	298	-1.9	977
12/30/25 6:00	6.9	288	-3.7	978
12/30/25 7:00	6.2	272	-6.2	980
12/30/25 8:00	5.2	271	-7.4	982
12/30/25 9:00	4.9	273	-7.4	982
12/30/25 10:00	6.8	263	-8.0	983
12/30/25 11:00	6.9	260	-8.0	983
12/30/25 12:00	6.6	263	-8.1	983
12/30/25 13:00	7.3	256	-8.6	984
12/30/25 14:00	7.0	261	-9.0	985
12/30/25 15:00	5.6	265	-9.6	985
12/30/25 16:00	6.4	267	-10.3	986
12/30/25 17:00	4.7	273	-11.0	987
12/30/25 18:00	3.7	269	-11.8	988
12/30/25 19:00	5.9	272	-12.0	988
12/30/25 20:00	4.7	268	-12.0	989
12/30/25 21:00	4.1	256	-12.9	990
12/30/25 22:00	3.7	250	-13.0	990
12/30/25 23:00	3.6	240	-12.8	990
12/31/25 0:00	3.3	242	-13.0	990
12/31/25 1:00	3.7	238	-12.7	991
12/31/25 2:00	4.0	241	-12.1	992
12/31/25 3:00	4.0	238	-12.2	992
12/31/25 4:00	3.7	240	-12.6	993
12/31/25 5:00	2.8	252	-13.0	994
12/31/25 6:00	1.5	230	-13.0	995
12/31/25 7:00	2.6	233	-12.8	996
12/31/25 8:00	2.4	257	-11.8	996
12/31/25 9:00	3.6	231	-10.5	997
12/31/25 10:00	3.7	199	-8.8	997

Irving Oil Searsport Maine Terminal Fenceline Monitoring

Bangor International Airport (BGR) Meteorological Data (12/23/25 11:00 to 1/6/26 10:00)

12/31/25 11:00	4.4	196	-7.3	996
12/31/25 12:00	4.9	220	-6.1	995
12/31/25 13:00	4.6	221	-5.5	995
12/31/25 14:00	3.5	212	-4.7	995
12/31/25 15:00	2.4	210	-4.4	996
12/31/25 16:00	2.5	196	-6.1	996
12/31/25 17:00	2.5	181	-6.5	997
12/31/25 18:00	2.5	154	-7.8	997
12/31/25 19:00	1.7	178	-8.9	997
12/31/25 20:00	1.9	192	-9.6	998
12/31/25 21:00	1.7	198	-8.3	997
12/31/25 22:00	2.0	181	-8.0	997
12/31/25 23:00	1.6	173	-9.6	997
1/1/26 0:00	1.8	151	-9.1	996
1/1/26 1:00	2.4	139	-7.5	996
1/1/26 2:00	2.6	120	-6.2	995
1/1/26 3:00	1.7	133	-6.1	995
1/1/26 4:00	2.6	282	-6.9	994
1/1/26 5:00	2.0	90	-6.5	994
1/1/26 6:00	1.5	70	-7.7	993
1/1/26 7:00	1.7	45	-7.9	993
1/1/26 8:00	1.7	32	-6.9	992
1/1/26 9:00	1.9	333	-6.9	992
1/1/26 10:00	2.1	329	-6.0	991
1/1/26 11:00	2.2	342	-6.0	991
1/1/26 12:00	2.4	337	-5.1	990
1/1/26 13:00	3.3	329	-4.7	989
1/1/26 14:00	4.7	328	-3.8	989
1/1/26 15:00	4.2	314	-4.1	989
1/1/26 16:00	7.0	308	-5.9	990
1/1/26 17:00	6.1	302	-8.0	991
1/1/26 18:00	6.9	310	-9.0	991
1/1/26 19:00	6.8	305	-9.3	992
1/1/26 20:00	6.9	302	-10.6	993
1/1/26 21:00	6.1	304	-11.2	993
1/1/26 22:00	5.7	302	-12.3	994
1/1/26 23:00	3.6	297	-13.7	994
1/2/26 0:00	3.0	297	-14.7	994
1/2/26 1:00	3.1	290	-16.0	995
1/2/26 2:00	2.1	285	-16.0	995
1/2/26 3:00	3.7	283	-15.9	994
1/2/26 4:00	2.7	243	-16.5	994
1/2/26 5:00	2.1	256	-17.5	995
1/2/26 6:00	2.3	235	-17.8	995
1/2/26 7:00	2.2	246	-17.7	995
1/2/26 8:00	4.1	244	-15.5	995
1/2/26 9:00	3.9	257	-13.6	996
1/2/26 10:00	5.1	267	-12.4	995
1/2/26 11:00	5.8	263	-11.5	994

Irving Oil Searsport Maine Terminal Fenceline Monitoring

Bangor International Airport (BGR) Meteorological Data (12/23/25 11:00 to 1/6/26 10:00)

1/2/26 12:00	5.3	273	-11.0	994
1/2/26 13:00	4.8	262	-10.4	993
1/2/26 14:00	5.6	278	-9.9	993
1/2/26 15:00	3.7	283	-10.2	994
1/2/26 16:00	2.4	281	-11.5	994
1/2/26 17:00	1.7	231	-12.9	994
1/2/26 18:00	2.0	175	-14.5	994
1/2/26 19:00	2.3	231	-12.6	995
1/2/26 20:00	2.3	267	-12.1	995
1/2/26 21:00	2.0	235	-14.2	995
1/2/26 22:00	2.0	201	-14.8	995
1/2/26 23:00	1.1	188	-14.7	996
1/3/26 0:00	1.8	190	-16.5	996
1/3/26 1:00	ND	ND	-17.7	996
1/3/26 2:00	1.7	241	-17.9	996
1/3/26 3:00	ND	ND	-19.9	997
1/3/26 4:00	ND	ND	-19.3	997
1/3/26 5:00	1.7	262	-17.7	998
1/3/26 6:00	2.2	277	-16.3	999
1/3/26 7:00	2.1	255	-17.2	1000
1/3/26 8:00	2.1	325	-16.7	1000
1/3/26 9:00	3.3	302	-11.7	1001
1/3/26 10:00	3.5	278	-10.6	1001
1/3/26 11:00	5.1	303	-9.0	1001
1/3/26 12:00	4.2	304	-8.9	1001
1/3/26 13:00	3.8	294	-8.0	1001
1/3/26 14:00	3.6	307	-8.0	1001
1/3/26 15:00	2.4	311	-8.4	1002
1/3/26 16:00	2.0	289	-8.7	1003
1/3/26 17:00	2.1	319	-11.6	1004
1/3/26 18:00	2.3	325	-12.0	1005
1/3/26 19:00	2.7	6	-13.1	1005
1/3/26 20:00	1.7	7	-14.4	1006
1/3/26 21:00	2.1	332	-17.3	1007
1/3/26 22:00	1.9	350	-16.8	1008
1/3/26 23:00	ND	ND	-18.7	1008
1/4/26 0:00	3.2	12	-18.6	1008
1/4/26 1:00	1.9	21	-16.3	1008
1/4/26 2:00	1.9	344	-17.3	1009
1/4/26 3:00	1.5	323	-18.9	1009
1/4/26 4:00	ND	ND	-19.8	1009
1/4/26 5:00	ND	ND	-17.4	1009
1/4/26 6:00	1.5	208	-17.0	1010
1/4/26 7:00	1.5	245	-17.0	1010
1/4/26 8:00	1.5	340	-17.5	1011
1/4/26 9:00	ND	ND	-16.2	1011
1/4/26 10:00	1.5	100	-14.8	1011
1/4/26 11:00	1.5	101	-13.1	1010
1/4/26 12:00	ND	ND	-12.0	1009

Irving Oil Searsport Maine Terminal Fenceline Monitoring

Bangor International Airport (BGR) Meteorological Data (12/23/25 11:00 to 1/6/26 10:00)

1/4/26 13:00	2.0	321	-11.0	1008
1/4/26 14:00	2.9	350	-10.9	1008
1/4/26 15:00	1.7	293	-11.0	1008
1/4/26 16:00	1.1	300	-15.1	1008
1/4/26 17:00	2.0	347	-16.1	1009
1/4/26 18:00	2.3	19	-14.9	1010
1/4/26 19:00	0.7	310	-16.3	1010
1/4/26 20:00	1.6	304	-15.1	1010
1/4/26 21:00	ND	ND	-15.4	1010
1/4/26 22:00	1.6	6	-15.1	1011
1/4/26 23:00	2.9	2	-15.8	1011
1/5/26 0:00	2.3	6	-16.8	1011
1/5/26 1:00	1.8	297	-17.8	1012
1/5/26 2:00	1.5	300	-20.5	1013
1/5/26 3:00	2.6	299	-17.6	1013
1/5/26 4:00	2.9	282	-16.9	1013
1/5/26 5:00	2.0	264	-19.7	1014
1/5/26 6:00	1.7	278	-20.6	1014
1/5/26 7:00	1.6	228	-20.6	1015
1/5/26 8:00	1.8	246	-19.4	1015
1/5/26 9:00	2.2	258	-15.6	1016
1/5/26 10:00	3.2	303	-13.7	1015
1/5/26 11:00	2.7	318	-12.5	1015
1/5/26 12:00	2.3	320	-11.5	1014
1/5/26 13:00	2.0	256	-10.8	1014
1/5/26 14:00	2.4	251	-9.5	1014
1/5/26 15:00	2.0	234	-9.6	1013
1/5/26 16:00	1.7	205	-10.0	1013
1/5/26 17:00	1.6	187	-10.1	1013
1/5/26 18:00	1.5	190	-10.0	1013
1/5/26 19:00	1.5	130	-9.9	1013
1/5/26 20:00	1.8	158	-10.4	1013
1/5/26 21:00	1.4	112	-11.0	1013
1/5/26 22:00	1.7	117	-11.0	1012
1/5/26 23:00	1.5	100	-11.0	1012
1/6/26 0:00	ND	ND	-10.9	1012
1/6/26 1:00	1.5	117	-10.8	1011
1/6/26 2:00	ND	ND	-11.7	1011
1/6/26 3:00	1.6	8	-11.0	1011
1/6/26 4:00	1.5	6	-10.3	1010
1/6/26 5:00	1.7	24	-10.1	1010
1/6/26 6:00	2.1	330	-10.3	1010
1/6/26 7:00	2.2	335	-11.0	1010
1/6/26 8:00	3.4	342	-11.1	1011
1/6/26 9:00	2.6	357	-9.9	1011
1/6/26 10:00	2.7	347	-9.0	1010

Irving Oil Searsport Maine Terminal Fenceline Monitoring
Bangor International Airport (BGR) Meteorological Data (12/23/25 11:00 to 1/6/26 10:00)

BGR Wind Rose 12/23/25 11:00 - 1/6/26 10:00

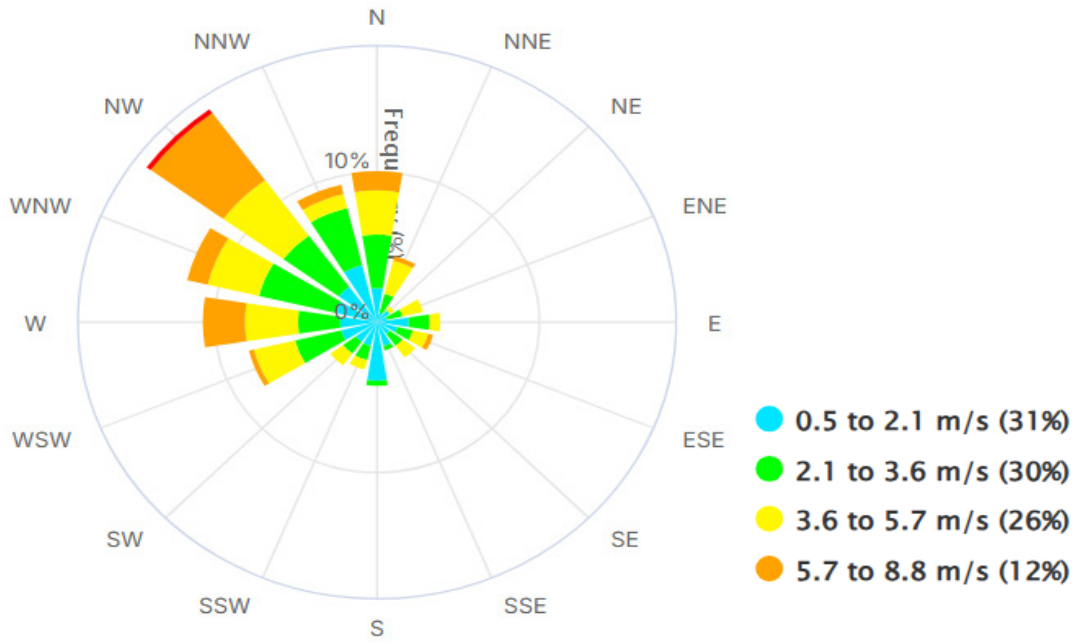

Irving Oil Searsport Maine Terminal Fenceline Monitoring

Bangor International Airport (BGR) Meteorological Data (1/6/26 10:00 to 1/20/26 11:00)

* Periods of missing wind speed and/or direction (ND) reflect intermittent source data gaps from the off site meteorological station and do not affect compliance with Maine Chapter 171 quarterly reporting requirements.

Date & Time	Wind Speed m/s	Wind Direction Deg.	Temperature °C	Barometric Pressure mb
1/6/26 10:00	2.7	347	-9.0	1010
1/6/26 11:00	3.0	347	-8.3	1010
1/6/26 12:00	1.8	15	-7.1	1009
1/6/26 13:00	2.0	349	-6.0	1009
1/6/26 14:00	1.6	5	-6.4	1008
1/6/26 15:00	1.5	26	-7.0	1008
1/6/26 16:00	1.5	357	-8.9	1008
1/6/26 17:00	1.7	355	-9.5	1007
1/6/26 18:00	2.0	341	-8.2	1007
1/6/26 19:00	1.7	325	-6.8	1007
1/6/26 20:00	1.8	339	-6.2	1006
1/6/26 21:00	2.3	348	-6.0	1006
1/6/26 22:00	2.5	0	-6.0	1005
1/6/26 23:00	1.9	355	-6.0	1005
1/7/26 0:00	2.3	343	-6.0	1004
1/7/26 1:00	3.4	10	-6.0	1003
1/7/26 2:00	1.7	314	-5.9	1003
1/7/26 3:00	2.0	320	-5.9	1002
1/7/26 4:00	1.7	324	-5.8	1001
1/7/26 5:00	2.2	3	-6.0	1001
1/7/26 6:00	2.4	12	-5.5	1001
1/7/26 7:00	2.1	7	-5.0	1000
1/7/26 8:00	2.4	7	-4.4	1000
1/7/26 9:00	2.8	356	-3.5	999
1/7/26 10:00	3.2	333	-2.7	999
1/7/26 11:00	3.5	349	-1.6	997
1/7/26 12:00	4.1	359	-1.0	997
1/7/26 13:00	4.4	3	-0.4	997
1/7/26 14:00	4.5	359	0.0	997
1/7/26 15:00	4.4	6	0.0	997
1/7/26 16:00	4.2	349	0.0	998
1/7/26 17:00	4.6	342	0.0	999
1/7/26 18:00	4.8	347	0.0	1000
1/7/26 19:00	4.6	341	0.0	1000
1/7/26 20:00	4.6	332	0.0	1001
1/7/26 21:00	4.1	330	0.0	1001
1/7/26 22:00	3.5	315	0.7	1001
1/7/26 23:00	2.7	318	0.9	1002
1/8/26 0:00	2.1	0	0.3	1002
1/8/26 1:00	3.1	316	0.0	1003
1/8/26 2:00	2.8	309	0.4	1004
1/8/26 3:00	2.2	331	-0.1	1005
1/8/26 4:00	2.8	305	0.0	1006
1/8/26 5:00	2.6	309	-0.1	1006
1/8/26 6:00	3.4	314	0.0	1007

Irving Oil Searsport Maine Terminal Fenceline Monitoring

Bangor International Airport (BGR) Meteorological Data (1/6/26 10:00 to 1/20/26 11:00)

1/8/26 7:00	3.3	310	0.1	1009
1/8/26 8:00	2.7	299	0.2	1010
1/8/26 9:00	3.5	302	1.0	1010
1/8/26 10:00	3.5	301	1.4	1010
1/8/26 11:00	3.9	313	2.0	1011
1/8/26 12:00	2.9	325	2.1	1011
1/8/26 13:00	3.6	307	3.0	1011
1/8/26 14:00	4.7	318	2.4	1012
1/8/26 15:00	4.7	315	2.0	1013
1/8/26 16:00	2.9	318	1.9	1014
1/8/26 17:00	3.0	312	1.9	1016
1/8/26 18:00	4.9	317	1.9	1016
1/8/26 19:00	3.1	309	1.7	1016
1/8/26 20:00	3.8	315	1.3	1017
1/8/26 21:00	2.8	307	0.9	1018
1/8/26 22:00	3.2	323	0.3	1019
1/8/26 23:00	1.6	349	-1.7	1018
1/9/26 0:00	1.5	255	-3.3	1018
1/9/26 1:00	ND	ND	-5.3	1019
1/9/26 2:00	1.5	230	-6.2	1019
1/9/26 3:00	1.1	235	-7.2	1019
1/9/26 4:00	1.5	155	-7.8	1019
1/9/26 5:00	ND	ND	-8.3	1020
1/9/26 6:00	1.5	175	-8.8	1020
1/9/26 7:00	1.0	200	-6.6	1019
1/9/26 8:00	ND	ND	-5.3	1020
1/9/26 9:00	1.5	135	-3.6	1019
1/9/26 10:00	1.2	100	-1.5	1018
1/9/26 11:00	2.7	189	0.6	1017
1/9/26 12:00	2.9	173	2.1	1016
1/9/26 13:00	4.6	186	3.5	1015
1/9/26 14:00	5.6	175	4.0	1013
1/9/26 15:00	6.8	180	4.0	1012
1/9/26 16:00	7.6	177	4.0	1010
1/9/26 17:00	7.2	190	4.0	1009
1/9/26 18:00	8.5	184	4.0	1008
1/9/26 19:00	8.3	189	4.0	1007
1/9/26 20:00	8.3	187	4.0	1005
1/9/26 21:00	7.3	186	4.0	1004
1/9/26 22:00	6.3	193	4.9	1002
1/9/26 23:00	5.2	200	5.9	1001
1/10/26 0:00	4.3	217	6.5	1000
1/10/26 1:00	3.9	223	6.9	1001
1/10/26 2:00	4.6	255	6.3	1003
1/10/26 3:00	6.1	288	6.0	1004
1/10/26 4:00	7.0	299	5.2	1005
1/10/26 5:00	6.3	300	4.1	1007
1/10/26 6:00	5.1	299	4.0	1009
1/10/26 7:00	3.2	300	3.4	1010

Irving Oil Searsport Maine Terminal Fenceline Monitoring

Bangor International Airport (BGR) Meteorological Data (1/6/26 10:00 to 1/20/26 11:00)

1/10/26 8:00	2.6	277	3.9	1011
1/10/26 9:00	3.8	303	4.7	1012
1/10/26 10:00	4.8	309	5.6	1013
1/10/26 11:00	3.6	297	5.8	1013
1/10/26 12:00	2.9	292	6.0	1013
1/10/26 13:00	2.5	296	6.3	1013
1/10/26 14:00	2.1	284	6.0	1013
1/10/26 15:00	1.8	264	5.0	1014
1/10/26 16:00	1.6	290	2.4	1015
1/10/26 17:00	ND	ND	0.7	1015
1/10/26 18:00	1.2	340	0.4	1015
1/10/26 19:00	1.5	30	0.4	1014
1/10/26 20:00	2.5	61	1.3	1013
1/10/26 21:00	2.7	65	1.0	1012
1/10/26 22:00	2.7	70	1.1	1010
1/10/26 23:00	2.8	65	1.1	1009
1/11/26 0:00	3.3	42	1.0	1008
1/11/26 1:00	3.4	74	0.6	1007
1/11/26 2:00	3.8	46	-1.0	1005
1/11/26 3:00	4.1	42	-1.0	1004
1/11/26 4:00	4.2	15	-1.0	1004
1/11/26 5:00	4.8	19	-0.9	1002
1/11/26 6:00	4.9	17	-1.0	1001
1/11/26 7:00	4.8	24	-1.0	1000
1/11/26 8:00	4.4	6	-1.0	1000
1/11/26 9:00	4.6	1	-1.5	1000
1/11/26 10:00	3.2	6	-1.0	999
1/11/26 11:00	3.6	1	-1.0	998
1/11/26 12:00	3.7	12	-1.0	996
1/11/26 13:00	3.8	16	-1.0	995
1/11/26 14:00	3.3	346	-1.0	996
1/11/26 15:00	3.4	342	-1.0	996
1/11/26 16:00	2.0	348	-0.9	996
1/11/26 17:00	2.6	323	-1.0	996
1/11/26 18:00	3.6	325	-1.1	995
1/11/26 19:00	3.2	322	-1.8	994
1/11/26 20:00	2.6	330	-1.9	994
1/11/26 21:00	1.6	278	-2.0	993
1/11/26 22:00	1.5	200	-2.0	993
1/11/26 23:00	3.2	299	-1.7	993
1/12/26 0:00	1.8	285	-2.0	993
1/12/26 1:00	2.6	280	-1.8	993
1/12/26 2:00	4.6	291	-2.2	994
1/12/26 3:00	7.4	296	-3.9	995
1/12/26 4:00	5.8	299	-4.5	995
1/12/26 5:00	4.7	289	-5.8	997
1/12/26 6:00	3.6	284	-6.5	999
1/12/26 7:00	3.7	293	-7.0	999
1/12/26 8:00	4.0	301	-6.5	1001

Irving Oil Searsport Maine Terminal Fenceline Monitoring

Bangor International Airport (BGR) Meteorological Data (1/6/26 10:00 to 1/20/26 11:00)

1/12/26 9:00	4.0	290	-5.9	1002
1/12/26 10:00	4.4	279	-4.6	1003
1/12/26 11:00	5.2	261	-3.9	1003
1/12/26 12:00	5.4	255	-3.0	1003
1/12/26 13:00	4.7	260	-2.0	1003
1/12/26 14:00	4.6	287	-1.7	1004
1/12/26 15:00	3.0	280	-1.8	1005
1/12/26 16:00	2.0	263	-2.1	1005
1/12/26 17:00	2.3	212	-2.2	1006
1/12/26 18:00	2.7	211	-2.0	1006
1/12/26 19:00	2.7	207	-2.0	1006
1/12/26 20:00	3.5	215	-1.7	1006
1/12/26 21:00	3.8	211	-1.1	1006
1/12/26 22:00	3.0	210	-1.1	1006
1/12/26 23:00	2.5	219	-1.0	1006
1/13/26 0:00	2.5	210	-1.0	1006
1/13/26 1:00	2.1	191	-1.0	1006
1/13/26 2:00	2.0	201	-1.0	1006
1/13/26 3:00	2.0	216	-0.8	1006
1/13/26 4:00	1.7	216	-0.6	1006
1/13/26 5:00	1.7	211	-1.1	1006
1/13/26 6:00	1.7	208	-1.1	1006
1/13/26 7:00	2.1	205	-1.0	1006
1/13/26 8:00	2.1	222	0.3	1007
1/13/26 9:00	3.5	232	2.2	1007
1/13/26 10:00	4.5	252	3.0	1006
1/13/26 11:00	4.4	251	3.4	1006
1/13/26 12:00	3.2	223	4.0	1005
1/13/26 13:00	3.6	207	4.0	1005
1/13/26 14:00	3.7	181	3.9	1004
1/13/26 15:00	4.2	171	2.9	1004
1/13/26 16:00	4.0	169	1.5	1003
1/13/26 17:00	3.8	174	0.9	1003
1/13/26 18:00	3.0	164	-0.5	1003
1/13/26 19:00	2.8	162	-0.3	1002
1/13/26 20:00	2.2	169	0.3	1001
1/13/26 21:00	2.7	165	0.8	1001
1/13/26 22:00	3.1	171	0.9	1000
1/13/26 23:00	3.5	164	1.7	999
1/14/26 0:00	5.2	175	3.0	998
1/14/26 1:00	5.4	179	3.0	997
1/14/26 2:00	4.9	186	3.1	996
1/14/26 3:00	3.7	199	3.4	995
1/14/26 4:00	3.8	192	3.3	995
1/14/26 5:00	3.5	191	3.0	995
1/14/26 6:00	2.5	196	2.9	995
1/14/26 7:00	2.8	192	2.9	996
1/14/26 8:00	4.2	185	3.4	996
1/14/26 9:00	4.3	197	4.6	996

Irving Oil Searsport Maine Terminal Fenceline Monitoring

Bangor International Airport (BGR) Meteorological Data (1/6/26 10:00 to 1/20/26 11:00)

1/14/26 10:00	4.6	204	6.2	996
1/14/26 11:00	4.0	204	7.0	995
1/14/26 12:00	3.2	163	7.6	995
1/14/26 13:00	4.0	168	7.0	995
1/14/26 14:00	3.6	188	6.9	995
1/14/26 15:00	2.6	157	5.8	995
1/14/26 16:00	2.5	145	4.8	995
1/14/26 17:00	2.3	160	4.6	995
1/14/26 18:00	2.9	169	4.7	996
1/14/26 19:00	2.7	161	4.0	996
1/14/26 20:00	2.1	149	3.8	995
1/14/26 21:00	1.5	100	2.9	994
1/14/26 22:00	1.7	111	2.9	994
1/14/26 23:00	2.3	141	2.2	994
1/15/26 0:00	1.9	150	2.8	993
1/15/26 1:00	1.5	42	2.3	992
1/15/26 2:00	1.5	50	2.1	991
1/15/26 3:00	1.5	30	2.3	990
1/15/26 4:00	1.5	20	2.9	989
1/15/26 5:00	1.4	68	3.0	988
1/15/26 6:00	ND	ND	3.0	988
1/15/26 7:00	1.5	360	3.0	987
1/15/26 8:00	2.1	150	3.2	986
1/15/26 9:00	1.9	154	4.8	986
1/15/26 10:00	2.9	164	5.5	985
1/15/26 11:00	4.1	178	5.9	984
1/15/26 12:00	4.0	185	5.9	983
1/15/26 13:00	4.5	188	5.9	983
1/15/26 14:00	3.8	183	5.8	983
1/15/26 15:00	3.2	196	5.8	984
1/15/26 16:00	3.8	212	4.4	984
1/15/26 17:00	2.2	195	3.1	985
1/15/26 18:00	2.0	189	3.1	985
1/15/26 19:00	2.0	152	1.6	985
1/15/26 20:00	2.0	149	2.0	984
1/15/26 21:00	2.3	144	2.0	984
1/15/26 22:00	1.8	142	1.8	983
1/15/26 23:00	0.0	ND	1.2	983
1/16/26 0:00	2.1	257	1.3	982
1/16/26 1:00	3.7	281	0.8	982
1/16/26 2:00	5.3	304	-2.1	983
1/16/26 3:00	4.8	306	-3.0	982
1/16/26 4:00	4.2	295	-3.7	983
1/16/26 5:00	5.5	299	-5.5	983
1/16/26 6:00	6.8	304	-6.6	984
1/16/26 7:00	6.8	302	-7.3	985
1/16/26 8:00	7.0	302	-8.2	986
1/16/26 9:00	6.2	297	-9.0	988
1/16/26 10:00	6.3	285	-8.9	989

Irving Oil Searsport Maine Terminal Fenceline Monitoring

Bangor International Airport (BGR) Meteorological Data (1/6/26 10:00 to 1/20/26 11:00)

1/16/26 11:00	6.4	288	-8.9	990
1/16/26 12:00	6.3	278	-8.3	991
1/16/26 13:00	6.5	285	-7.9	992
1/16/26 14:00	5.1	282	-7.0	995
1/16/26 15:00	3.7	276	-7.1	997
1/16/26 16:00	3.6	297	-8.0	999
1/16/26 17:00	5.1	302	-8.2	1002
1/16/26 18:00	2.8	292	-9.1	1005
1/16/26 19:00	3.1	299	-9.7	1007
1/16/26 20:00	2.2	297	-11.0	1008
1/16/26 21:00	2.6	303	-11.0	1009
1/16/26 22:00	2.0	241	-11.1	1010
1/16/26 23:00	1.5	237	-11.0	1012
1/17/26 0:00	1.3	299	-11.0	1013
1/17/26 1:00	ND	ND	-10.4	1013
1/17/26 2:00	1.5	166	-9.9	1013
1/17/26 3:00	2.0	132	-9.1	1013
1/17/26 4:00	2.0	152	-9.0	1013
1/17/26 5:00	2.1	141	-9.0	1014
1/17/26 6:00	1.7	162	-8.5	1014
1/17/26 7:00	1.5	147	-8.0	1014
1/17/26 8:00	2.1	83	-7.4	1014
1/17/26 9:00	1.7	57	-7.0	1013
1/17/26 10:00	1.7	12	-7.0	1013
1/17/26 11:00	1.0	5	-6.3	1012
1/17/26 12:00	1.5	12	-5.7	1011
1/17/26 13:00	1.5	30	-4.8	1010
1/17/26 14:00	1.8	339	-4.6	1009
1/17/26 15:00	1.9	346	-5.1	1009
1/17/26 16:00	2.5	349	-5.4	1008
1/17/26 17:00	2.8	353	-6.0	1008
1/17/26 18:00	2.5	325	-6.0	1008
1/17/26 19:00	2.3	315	-6.0	1008
1/17/26 20:00	1.6	311	-5.8	1008
1/17/26 21:00	1.5	290	-8.9	1008
1/17/26 22:00	1.6	304	-13.0	1009
1/17/26 23:00	ND	ND	-12.6	1009
1/18/26 0:00	1.5	217	-12.3	1009
1/18/26 1:00	1.8	188	-11.3	1010
1/18/26 2:00	1.5	205	-10.6	1010
1/18/26 3:00	1.9	167	-10.9	1010
1/18/26 4:00	1.5	200	-11.2	1010
1/18/26 5:00	ND	ND	-11.1	1009
1/18/26 6:00	2.0	176	-9.8	1010
1/18/26 7:00	2.2	146	-8.7	1009
1/18/26 8:00	1.5	309	-7.8	1010
1/18/26 9:00	2.1	330	-7.2	1010
1/18/26 10:00	ND	ND	-6.2	1010
1/18/26 11:00	2.2	129	-5.0	1009

Irving Oil Searsport Maine Terminal Fenceline Monitoring

Bangor International Airport (BGR) Meteorological Data (1/6/26 10:00 to 1/20/26 11:00)

1/18/26 12:00	1.5	160	-3.4	1008
1/18/26 13:00	ND	ND	-2.9	1008
1/18/26 14:00	ND	ND	-3.0	1008
1/18/26 15:00	ND	ND	-3.1	1007
1/18/26 16:00	1.5	355	-3.6	1007
1/18/26 17:00	1.3	340	-3.7	1006
1/18/26 18:00	0.8	353	-3.7	1006
1/18/26 19:00	2.4	13	-3.1	1005
1/18/26 20:00	2.0	19	-3.0	1005
1/18/26 21:00	2.5	12	-3.0	1004
1/18/26 22:00	2.4	348	-3.2	1003
1/18/26 23:00	2.8	347	-3.8	1003
1/19/26 0:00	3.5	2	-4.0	1001
1/19/26 1:00	4.1	359	-4.0	1000
1/19/26 2:00	4.5	356	-4.0	1000
1/19/26 3:00	5.3	6	-4.0	1000
1/19/26 4:00	3.9	347	-4.1	1000
1/19/26 5:00	3.2	339	-4.5	1000
1/19/26 6:00	2.1	329	-5.8	1000
1/19/26 7:00	2.3	305	-5.3	1000
1/19/26 8:00	1.9	282	-4.7	1001
1/19/26 9:00	1.8	262	-4.0	1002
1/19/26 10:00	2.6	291	-4.0	1002
1/19/26 11:00	2.0	231	-3.1	1001
1/19/26 12:00	1.9	223	-2.9	1001
1/19/26 13:00	1.7	194	-3.0	1000
1/19/26 14:00	2.6	172	-2.3	1000
1/19/26 15:00	3.3	174	-2.7	1000
1/19/26 16:00	3.3	176	-3.0	1000
1/19/26 17:00	4.6	171	-3.0	1000
1/19/26 18:00	4.3	181	-3.0	1001
1/19/26 19:00	4.1	194	-2.3	1001
1/19/26 20:00	3.5	211	-2.4	1001
1/19/26 21:00	4.5	238	-2.8	1001
1/19/26 22:00	3.5	246	-3.8	1002
1/19/26 23:00	3.4	241	-4.5	1003
1/20/26 0:00	2.6	222	-5.9	1003
1/20/26 1:00	3.7	206	-6.8	1003
1/20/26 2:00	3.1	209	-7.3	1004
1/20/26 3:00	2.9	220	-7.0	1005
1/20/26 4:00	2.0	213	-8.1	1005
1/20/26 5:00	2.7	240	-7.7	1006
1/20/26 6:00	3.3	249	-7.9	1006
1/20/26 7:00	3.8	247	-8.0	1006
1/20/26 8:00	3.5	253	-7.2	1007
1/20/26 9:00	4.0	275	-7.0	1008
1/20/26 10:00	5.3	284	-6.1	1008
1/20/26 11:00	6.0	275	-6.5	1008

Irving Oil Searsport Maine Terminal Fenceline Monitoring
Bangor International Airport (BGR) Meteorological Data (1/6/26 10:00 to 1/20/26 11:00)

BGR Wind Rose 1/6/26 10:00 - 1/20/26 11:00

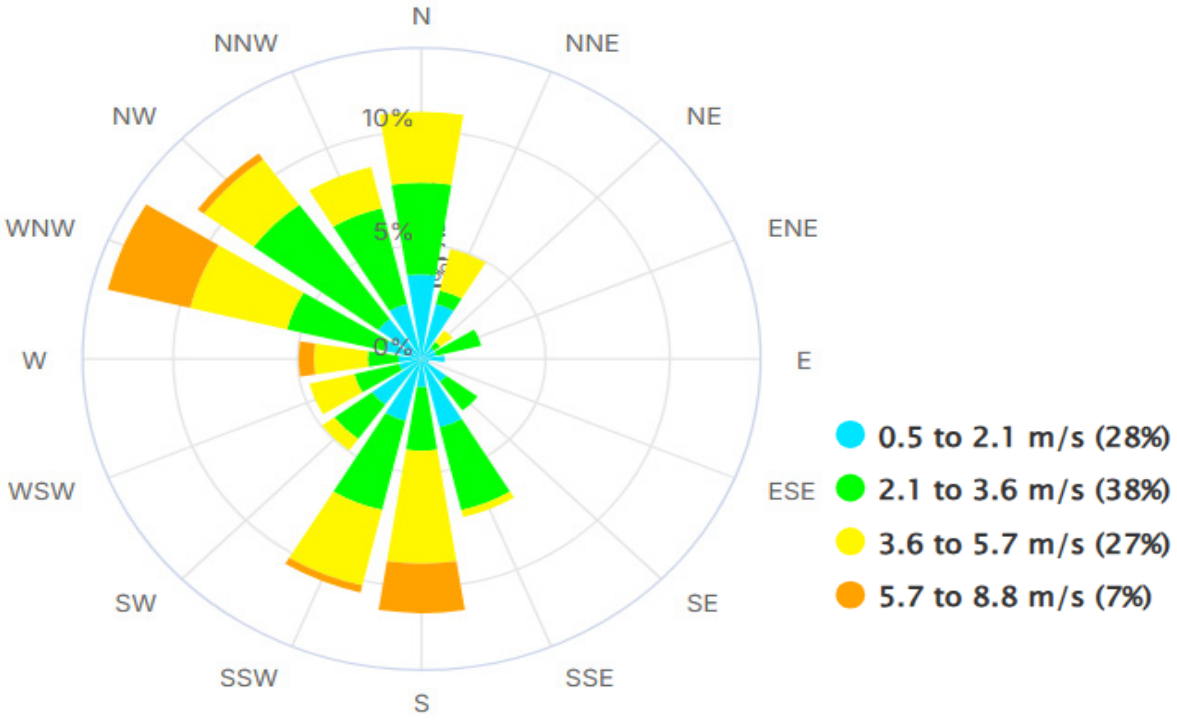

Irving Oil Searsport Maine Terminal Fenceline Monitoring

Bangor International Airport (BGR) Meteorological Data (1/20/26 12:00 to 2/4/26 11:00)

* Periods of missing wind speed and/or direction (ND) reflect intermittent source data gaps from the off site meteorological station and do not affect compliance with Maine Chapter 171 quarterly reporting requirements.

Date & Time	Wind Speed m/s	Wind Direction Deg.	Temperature °C	Barometric Pressure mb
1/20/26 12:00	6.1	293	-6.3	1008
1/20/26 13:00	6.2	276	-6.4	1009
1/20/26 14:00	6.6	271	-6.7	1009
1/20/26 15:00	5.3	292	-7.6	1011
1/20/26 16:00	4.6	296	-9.0	1012
1/20/26 17:00	2.9	285	-10.1	1013
1/20/26 18:00	2.0	259	-11.1	1014
1/20/26 19:00	1.7	221	-12.5	1015
1/20/26 20:00	1.6	205	-14.8	1016
1/20/26 21:00	2.0	232	-13.0	1017
1/20/26 22:00	1.7	202	-13.5	1017
1/20/26 23:00	1.9	208	-13.9	1018
1/21/26 0:00	2.6	212	-13.0	1018
1/21/26 1:00	3.3	211	-13.0	1019
1/21/26 2:00	2.6	202	-13.4	1020
1/21/26 3:00	2.4	194	-14.0	1020
1/21/26 4:00	2.1	196	-15.0	1021
1/21/26 5:00	2.5	200	-14.7	1021
1/21/26 6:00	2.4	205	-14.2	1021
1/21/26 7:00	1.9	205	-14.3	1022
1/21/26 8:00	2.3	210	-13.1	1022
1/21/26 9:00	2.7	210	-11.3	1022
1/21/26 10:00	2.8	190	-8.7	1022
1/21/26 11:00	3.9	204	-7.5	1021
1/21/26 12:00	4.7	201	-5.6	1020
1/21/26 13:00	5.3	207	-5.0	1019
1/21/26 14:00	4.4	200	-5.1	1019
1/21/26 15:00	4.5	198	-5.8	1018
1/21/26 16:00	2.6	192	-6.0	1018
1/21/26 17:00	2.5	196	-6.0	1017
1/21/26 18:00	2.8	195	-6.0	1017
1/21/26 19:00	3.5	198	-6.0	1017
1/21/26 20:00	3.4	222	-6.6	1017
1/21/26 21:00	2.9	179	-7.0	1016
1/21/26 22:00	2.5	189	-6.8	1015
1/21/26 23:00	1.8	189	-7.0	1014
1/22/26 0:00	1.5	172	-6.2	1012
1/22/26 1:00	1.9	123	-6.0	1011
1/22/26 2:00	2.6	158	-5.6	1009
1/22/26 3:00	ND	ND	-6.0	1008
1/22/26 4:00	1.5	130	-5.9	1007
1/22/26 5:00	1.8	146	-5.9	1006
1/22/26 6:00	1.9	141	-6.0	1005
1/22/26 7:00	1.5	210	-5.1	1005
1/22/26 8:00	1.5	210	-4.0	1004

Irving Oil Searsport Maine Terminal Fenceline Monitoring

Bangor International Airport (BGR) Meteorological Data (1/20/26 12:00 to 2/4/26 11:00)

1/22/26 9:00	1.5	210	-4.3	1004
1/22/26 10:00	2.2	337	-3.9	1003
1/22/26 11:00	2.0	73	-2.0	1003
1/22/26 12:00	2.6	204	0.4	1002
1/22/26 13:00	3.6	235	2.0	1001
1/22/26 14:00	3.3	248	2.0	1001
1/22/26 15:00	3.0	248	2.0	1002
1/22/26 16:00	2.5	287	0.3	1003
1/22/26 17:00	2.0	243	-1.7	1003
1/22/26 18:00	2.3	310	-2.2	1004
1/22/26 19:00	3.6	281	-1.7	1005
1/22/26 20:00	3.3	244	-2.0	1006
1/22/26 21:00	4.2	259	-2.0	1006
1/22/26 22:00	2.4	246	-3.0	1006
1/22/26 23:00	2.1	281	-3.4	1006
1/23/26 0:00	1.7	273	-5.5	1006
1/23/26 1:00	1.5	205	-11.4	1006
1/23/26 2:00	ND	ND	-12.9	1006
1/23/26 3:00	1.5	260	-11.6	1007
1/23/26 4:00	1.5	255	-12.2	1007
1/23/26 5:00	1.7	272	-8.0	1007
1/23/26 6:00	2.0	261	-8.0	1007
1/23/26 7:00	2.3	265	-7.3	1008
1/23/26 8:00	2.7	268	-6.6	1008
1/23/26 9:00	4.0	259	-6.0	1008
1/23/26 10:00	5.4	266	-4.8	1008
1/23/26 11:00	6.0	249	-4.6	1007
1/23/26 12:00	5.3	268	-5.4	1007
1/23/26 13:00	5.1	268	-4.4	1006
1/23/26 14:00	4.9	279	-5.8	1007
1/23/26 15:00	5.1	293	-6.5	1007
1/23/26 16:00	4.5	294	-7.0	1008
1/23/26 17:00	5.6	304	-8.0	1009
1/23/26 18:00	3.9	293	-8.8	1010
1/23/26 19:00	5.3	302	-10.2	1010
1/23/26 20:00	4.8	287	-11.3	1011
1/23/26 21:00	4.3	290	-12.0	1011
1/23/26 22:00	4.1	289	-12.6	1012
1/23/26 23:00	5.6	301	-13.0	1013
1/24/26 0:00	5.5	307	-14.1	1014
1/24/26 1:00	5.6	305	-15.4	1015
1/24/26 2:00	5.8	306	-16.2	1016
1/24/26 3:00	5.4	291	-17.0	1016
1/24/26 4:00	4.5	283	-17.6	1017
1/24/26 5:00	4.4	293	-18.5	1018
1/24/26 6:00	4.1	300	-19.3	1019
1/24/26 7:00	6.1	311	-20.2	1020
1/24/26 8:00	7.3	316	-20.3	1021
1/24/26 9:00	9.0	313	-19.2	1022

Irving Oil Searsport Maine Terminal Fenceline Monitoring

Bangor International Airport (BGR) Meteorological Data (1/20/26 12:00 to 2/4/26 11:00)

1/24/26 10:00	7.0	307	-18.3	1023
1/24/26 11:00	7.8	315	-17.4	1023
1/24/26 12:00	8.3	316	-16.3	1022
1/24/26 13:00	8.3	317	-15.8	1022
1/24/26 14:00	7.1	316	-14.7	1023
1/24/26 15:00	6.1	310	-14.7	1024
1/24/26 16:00	6.2	308	-15.9	1025
1/24/26 17:00	4.5	311	-16.9	1025
1/24/26 18:00	4.0	309	-17.5	1026
1/24/26 19:00	3.7	310	-18.3	1027
1/24/26 20:00	4.0	308	-19.9	1027
1/24/26 21:00	6.0	301	-19.9	1028
1/24/26 22:00	5.1	302	-20.7	1028
1/24/26 23:00	4.9	304	-21.1	1029
1/25/26 0:00	3.8	305	-21.9	1029
1/25/26 1:00	2.9	296	-22.0	1030
1/25/26 2:00	2.8	297	-22.3	1030
1/25/26 3:00	2.7	299	-22.6	1030
1/25/26 4:00	4.1	311	-22.0	1030
1/25/26 5:00	3.0	287	-22.0	1029
1/25/26 6:00	3.8	267	-22.0	1030
1/25/26 7:00	4.0	261	-21.7	1030
1/25/26 8:00	2.7	260	-20.7	1031
1/25/26 9:00	2.6	319	-19.2	1031
1/25/26 10:00	3.7	330	-17.8	1030
1/25/26 11:00	3.0	346	-16.3	1028
1/25/26 12:00	3.3	328	-16.0	1027
1/25/26 13:00	1.7	341	-15.2	1026
1/25/26 14:00	1.8	13	-14.6	1026
1/25/26 15:00	2.5	44	-14.6	1025
1/25/26 16:00	2.5	56	-15.0	1024
1/25/26 17:00	3.0	61	-15.3	1023
1/25/26 18:00	3.0	55	-16.0	1023
1/25/26 19:00	3.8	41	-16.4	1021
1/25/26 20:00	3.9	37	-16.9	1019
1/25/26 21:00	4.9	38	-16.9	1017
1/25/26 22:00	5.1	33	-16.1	1016
1/25/26 23:00	4.7	21	-16.0	1015
1/26/26 0:00	3.9	21	-16.0	1014
1/26/26 1:00	4.5	30	-16.0	1012
1/26/26 2:00	4.8	29	-16.0	1010
1/26/26 3:00	5.8	23	-15.9	1009
1/26/26 4:00	6.5	20	-16.0	1008
1/26/26 5:00	6.1	14	-15.8	1007
1/26/26 6:00	5.6	20	-16.0	1006
1/26/26 7:00	5.8	17	-16.0	1006
1/26/26 8:00	5.9	15	-16.0	1006
1/26/26 9:00	6.2	17	-14.9	1006
1/26/26 10:00	6.3	22	-13.9	1005

Irving Oil Searsport Maine Terminal Fenceline Monitoring

Bangor International Airport (BGR) Meteorological Data (1/20/26 12:00 to 2/4/26 11:00)

1/26/26 11:00	5.3	21	-13.0	1004
1/26/26 12:00	6.6	4	-12.7	1002
1/26/26 13:00	4.0	1	-12.5	1001
1/26/26 14:00	5.1	3	-12.9	1002
1/26/26 15:00	4.3	10	-12.9	1001
1/26/26 16:00	5.1	11	-12.8	1000
1/26/26 17:00	4.8	19	-12.0	999
1/26/26 18:00	4.3	11	-12.0	999
1/26/26 19:00	4.0	1	-12.0	999
1/26/26 20:00	4.4	359	-11.9	998
1/26/26 21:00	4.8	6	-11.9	998
1/26/26 22:00	5.8	360	-12.0	997
1/26/26 23:00	5.8	9	-12.0	997
1/27/26 0:00	5.4	13	-12.0	996
1/27/26 1:00	5.1	346	-12.8	997
1/27/26 2:00	6.5	326	-11.8	998
1/27/26 3:00	6.7	331	-11.0	999
1/27/26 4:00	5.9	315	-11.5	1000
1/27/26 5:00	5.9	314	-12.6	1000
1/27/26 6:00	4.5	307	-13.0	1002
1/27/26 7:00	4.5	314	-13.4	1003
1/27/26 8:00	4.8	304	-13.0	1003
1/27/26 9:00	6.2	317	-12.6	1004
1/27/26 10:00	5.2	313	-11.5	1003
1/27/26 11:00	4.6	313	-10.9	1003
1/27/26 12:00	4.3	323	-10.4	1003
1/27/26 13:00	3.2	300	-9.1	1002
1/27/26 14:00	2.7	303	-8.9	1002
1/27/26 15:00	2.5	272	-8.9	1002
1/27/26 16:00	2.1	260	-9.8	1002
1/27/26 17:00	1.6	264	-11.9	1002
1/27/26 18:00	1.8	271	-12.5	1003
1/27/26 19:00	2.0	277	-12.5	1003
1/27/26 20:00	2.1	279	-12.8	1004
1/27/26 21:00	1.7	250	-15.7	1004
1/27/26 22:00	2.0	250	-16.7	1003
1/27/26 23:00	1.8	250	-21.8	1003
1/28/26 0:00	1.8	256	-23.2	1003
1/28/26 1:00	1.5	250	-23.1	1003
1/28/26 2:00	2.1	255	-24.6	1003
1/28/26 3:00	ND	ND	-25.1	1003
1/28/26 4:00	2.5	275	-24.1	1004
1/28/26 5:00	2.9	260	-18.9	1004
1/28/26 6:00	3.5	259	-18.9	1005
1/28/26 7:00	3.3	266	-18.8	1005
1/28/26 8:00	1.5	ND	-20.8	1006
1/28/26 9:00	2.5	38	-17.1	1006
1/28/26 10:00	4.2	307	-12.8	1006
1/28/26 11:00	4.4	302	-10.7	1006

Irving Oil Searsport Maine Terminal Fenceline Monitoring

Bangor International Airport (BGR) Meteorological Data (1/20/26 12:00 to 2/4/26 11:00)

1/28/26 12:00	5.1	288	-9.0	1005
1/28/26 13:00	5.1	301	-8.3	1005
1/28/26 14:00	5.4	304	-8.0	1005
1/28/26 15:00	5.0	307	-8.0	1005
1/28/26 16:00	3.6	308	-9.1	1005
1/28/26 17:00	2.2	289	-11.4	1006
1/28/26 18:00	ND	ND	-16.7	1007
1/28/26 19:00	1.2	290	-19.6	1007
1/28/26 20:00	2.3	276	-16.2	1007
1/28/26 21:00	1.5	350	-18.7	1007
1/28/26 22:00	2.3	269	-14.7	1007
1/28/26 23:00	3.4	299	-13.9	1006
1/29/26 0:00	2.4	301	-13.5	1006
1/29/26 1:00	2.3	299	-13.5	1006
1/29/26 2:00	2.4	296	-14.5	1005
1/29/26 3:00	2.2	295	-16.1	1005
1/29/26 4:00	2.5	282	-16.6	1005
1/29/26 5:00	2.3	271	-18.4	1005
1/29/26 6:00	2.3	261	-20.6	1005
1/29/26 7:00	2.5	262	-17.3	1005
1/29/26 8:00	2.3	274	-16.4	1005
1/29/26 9:00	1.9	274	-12.5	1005
1/29/26 10:00	3.4	302	-10.7	1004
1/29/26 11:00	4.7	305	-9.1	1003
1/29/26 12:00	7.4	312	-8.0	1002
1/29/26 13:00	6.2	299	-7.2	1002
1/29/26 14:00	6.3	300	-7.0	1001
1/29/26 15:00	5.9	303	-7.5	1001
1/29/26 16:00	4.8	292	-8.4	1001
1/29/26 17:00	4.3	293	-9.3	1002
1/29/26 18:00	5.7	292	-10.6	1002
1/29/26 19:00	4.8	293	-11.6	1002
1/29/26 20:00	3.6	287	-12.3	1002
1/29/26 21:00	3.9	281	-12.2	1002
1/29/26 22:00	2.0	260	-12.9	1002
1/29/26 23:00	3.0	252	-13.0	1001
1/30/26 0:00	3.3	276	-13.0	1001
1/30/26 1:00	3.4	288	-13.3	1001
1/30/26 2:00	4.8	296	-14.1	1001
1/30/26 3:00	3.0	286	-14.8	1001
1/30/26 4:00	3.7	299	-15.2	1001
1/30/26 5:00	4.0	297	-16.0	1001
1/30/26 6:00	3.6	299	-15.9	1001
1/30/26 7:00	3.8	300	-16.0	1002
1/30/26 8:00	5.1	302	-16.0	1002
1/30/26 9:00	5.5	306	-15.6	1002
1/30/26 10:00	6.1	312	-14.5	1002
1/30/26 11:00	5.6	308	-13.3	1002
1/30/26 12:00	6.1	312	-12.5	1002

Irving Oil Searsport Maine Terminal Fenceline Monitoring

Bangor International Airport (BGR) Meteorological Data (1/20/26 12:00 to 2/4/26 11:00)

1/30/26 13:00	7.2	317	-12.0	1002
1/30/26 14:00	6.8	314	-11.4	1002
1/30/26 15:00	6.1	313	-11.2	1003
1/30/26 16:00	5.9	312	-12.0	1004
1/30/26 17:00	6.2	306	-13.0	1005
1/30/26 18:00	7.2	310	-14.0	1006
1/30/26 19:00	6.8	310	-15.0	1007
1/30/26 20:00	6.5	312	-16.0	1007
1/30/26 21:00	4.8	306	-16.2	1008
1/30/26 22:00	3.5	298	-17.0	1008
1/30/26 23:00	4.0	305	-17.0	1008
1/31/26 0:00	4.4	307	-17.0	1008
1/31/26 1:00	4.2	306	-16.6	1008
1/31/26 2:00	2.8	277	-16.9	1009
1/31/26 3:00	2.0	259	-18.1	1009
1/31/26 4:00	2.5	269	-17.6	1009
1/31/26 5:00	2.0	254	-18.3	1010
1/31/26 6:00	2.0	269	-18.4	1010
1/31/26 7:00	1.5	260	-20.2	1010
1/31/26 8:00	1.9	284	-16.5	1011
1/31/26 9:00	3.8	320	-14.0	1011
1/31/26 10:00	5.0	323	-12.8	1011
1/31/26 11:00	3.8	322	-11.7	1011
1/31/26 12:00	3.3	315	-10.6	1010
1/31/26 13:00	3.3	292	-9.4	1010
1/31/26 14:00	4.3	313	-9.0	1010
1/31/26 15:00	4.5	328	-9.7	1010
1/31/26 16:00	3.9	338	-11.0	1011
1/31/26 17:00	3.2	337	-12.9	1011
1/31/26 18:00	3.6	316	-12.6	1012
1/31/26 19:00	3.7	314	-13.7	1012
1/31/26 20:00	2.1	287	-15.2	1013
1/31/26 21:00	1.5	280	-18.3	1014
1/31/26 22:00	2.3	320	-18.5	1013
1/31/26 23:00	2.7	318	-17.2	1011
2/1/26 0:00	2.0	326	-19.2	1010
2/1/26 1:00	2.2	138	-19.7	1011
2/1/26 2:00	2.7	335	-20.0	1010
2/1/26 3:00	4.2	344	-18.6	1009
2/1/26 4:00	2.4	3	-19.2	1008
2/1/26 5:00	1.7	10	-20.0	1007
2/1/26 6:00	2.8	356	-20.1	1007
2/1/26 7:00	4.3	1	-18.5	1006
2/1/26 8:00	5.0	7	-17.2	1007
2/1/26 9:00	7.3	3	-15.6	1006
2/1/26 10:00	8.6	3	-13.2	1004
2/1/26 11:00	7.7	7	-11.0	1003
2/1/26 12:00	7.6	10	-8.6	1002
2/1/26 13:00	7.8	7	-7.5	1001

Irving Oil Searsport Maine Terminal Fenceline Monitoring

Bangor International Airport (BGR) Meteorological Data (1/20/26 12:00 to 2/4/26 11:00)

2/1/26 14:00	7.8	2	-7.0	1000
2/1/26 15:00	8.3	7	-7.0	999
2/1/26 16:00	8.0	5	-7.2	999
2/1/26 17:00	7.6	1	-8.0	999
2/1/26 18:00	6.9	360	-8.1	999
2/1/26 19:00	8.0	360	-8.3	998
2/1/26 20:00	7.5	2	-9.0	998
2/1/26 21:00	6.2	7	-9.1	998
2/1/26 22:00	6.7	0	-9.6	998
2/1/26 23:00	4.5	339	-11.1	998
2/2/26 0:00	4.5	326	-11.8	998
2/2/26 1:00	3.8	310	-12.0	999
2/2/26 2:00	3.5	318	-13.6	999
2/2/26 3:00	3.1	320	-13.9	1000
2/2/26 4:00	2.2	315	-14.6	1001
2/2/26 5:00	1.6	308	-16.6	1001
2/2/26 6:00	2.6	305	-15.5	1002
2/2/26 7:00	3.4	306	-12.5	1002
2/2/26 8:00	3.6	320	-12.2	1003
2/2/26 9:00	4.1	316	-9.6	1003
2/2/26 10:00	5.5	318	-7.3	1003
2/2/26 11:00	5.5	332	-5.2	1002
2/2/26 12:00	6.0	323	-3.5	1002
2/2/26 13:00	5.6	313	-2.7	1002
2/2/26 14:00	6.2	321	-2.0	1002
2/2/26 15:00	4.6	315	-2.1	1002
2/2/26 16:00	4.0	311	-2.1	1003
2/2/26 17:00	3.2	311	-3.4	1004
2/2/26 18:00	4.7	314	-4.2	1005
2/2/26 19:00	3.6	318	-5.7	1005
2/2/26 20:00	2.9	315	-7.9	1006
2/2/26 21:00	1.6	319	-10.0	1007
2/2/26 22:00	2.6	312	-10.9	1007
2/2/26 23:00	3.0	308	-7.3	1007
2/3/26 0:00	2.0	311	-13.1	1008
2/3/26 1:00	ND	ND	-13.3	1008
2/3/26 2:00	ND	ND	-15.5	1009
2/3/26 3:00	1.5	350	-16.9	1009
2/3/26 4:00	ND	ND	-16.8	1010
2/3/26 5:00	1.5	347	-18.8	1010
2/3/26 6:00	ND	ND	-18.1	1010
2/3/26 7:00	ND	ND	-18.0	1011
2/3/26 8:00	ND	ND	-14.7	1011
2/3/26 9:00	ND	ND	-10.7	1011
2/3/26 10:00	ND	ND	-7.9	1011
2/3/26 11:00	ND	ND	-6.0	1011
2/3/26 12:00	1.5	170	-4.1	1011
2/3/26 13:00	1.5	140	-2.8	1010
2/3/26 14:00	1.5	60	-2.2	1010

Irving Oil Searsport Maine Terminal Fenceline Monitoring

Bangor International Airport (BGR) Meteorological Data (1/20/26 12:00 to 2/4/26 11:00)

2/3/26 15:00	1.5	130	-3.2	1010
2/3/26 16:00	1.5	115	-5.3	1010
2/3/26 17:00	ND	ND	-8.1	1011
2/3/26 18:00	ND	ND	-9.6	1011
2/3/26 19:00	ND	ND	-13.5	1011
2/3/26 20:00	0.7	ND	-13.5	1011
2/3/26 21:00	ND	ND	-13.6	1011
2/3/26 22:00	ND	ND	-15.7	1011
2/3/26 23:00	ND	ND	-16.4	1011
2/4/26 0:00	ND	ND	-17.9	1010
2/4/26 1:00	ND	ND	-18.4	1010
2/4/26 2:00	ND	ND	-16.9	1010
2/4/26 3:00	ND	ND	-15.9	1010
2/4/26 4:00	ND	ND	-15.8	1010
2/4/26 5:00	2.1	ND	-16.9	1010
2/4/26 6:00	1.8	340	-17.5	1010
2/4/26 7:00	1.7	340	-17.1	1010
2/4/26 8:00	1.5	346	-13.8	1010
2/4/26 9:00	2.0	325	-11.1	1010
2/4/26 10:00	2.4	348	-8.5	1010
2/4/26 11:00	3.7	338	-5.2	1009

Irving Oil Searsport Maine Terminal Fenceline Monitoring
Bangor International Airport (BGR) Meteorological Data (1/20/26 12:00 to 2/4/26 11:00)

BGR Wind Rose 1/20/26 12:00 - 2/4/26 11:00

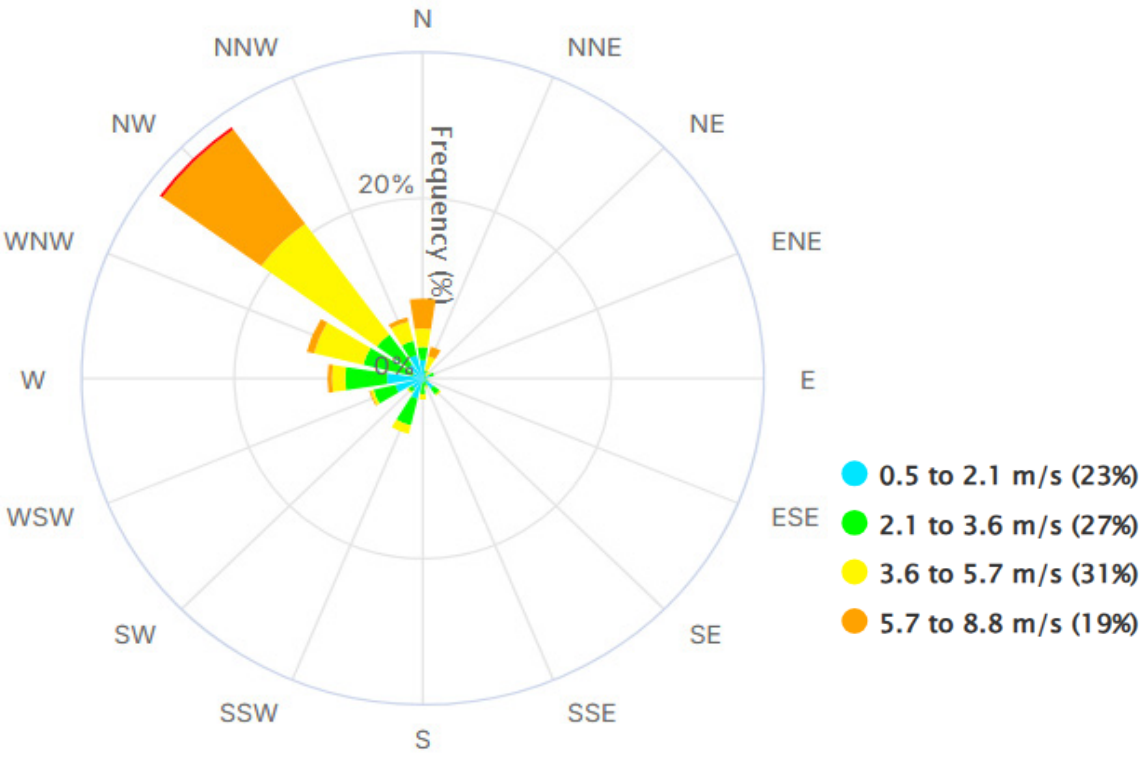

Irving Oil Searsport Maine Terminal Fenceline Monitoring

Bangor International Airport (BGR) Meteorological Data (2/4/26 11:00 to 2/18/26 11:00)

* Periods of missing wind speed and/or direction (ND) reflect intermittent source data gaps from the off site meteorological station and do not affect compliance with Maine Chapter 171 quarterly reporting requirements.

Date & Time	Wind Speed m/s	Wind Direction Deg.	Temperature °C	Barometric Pressure mb
2/4/26 11:00	3.7	338	-5.2	1009
2/4/26 12:00	4.0	332	-3.4	1008
2/4/26 13:00	4.5	322	-2.8	1008
2/4/26 14:00	5.5	324	-2.1	1008
2/4/26 15:00	5.8	318	-2.0	1008
2/4/26 16:00	5.7	317	-2.6	1008
2/4/26 17:00	4.9	318	-3.9	1009
2/4/26 18:00	3.8	313	-4.1	1009
2/4/26 19:00	2.5	288	-5.7	1010
2/4/26 20:00	3.2	297	-6.1	1009
2/4/26 21:00	2.6	260	-6.8	1010
2/4/26 22:00	2.7	269	-7.2	1010
2/4/26 23:00	2.4	251	-8.3	1010
2/5/26 0:00	1.9	247	-10.0	1009
2/5/26 1:00	2.1	ND	-14.4	1009
2/5/26 2:00	ND	ND	-15.8	1009
2/5/26 3:00	ND	ND	-15.9	1008
2/5/26 4:00	ND	ND	-16.1	1008
2/5/26 5:00	1.6	257	-16.5	1008
2/5/26 6:00	2.4	266	-13.7	1008
2/5/26 7:00	2.8	254	-10.8	1008
2/5/26 8:00	1.7	247	-9.7	1008
2/5/26 9:00	1.5	250	-8.6	1008
2/5/26 10:00	3.6	307	-5.9	1008
2/5/26 11:00	4.3	310	-3.8	1007
2/5/26 12:00	4.5	313	-3.3	1006
2/5/26 13:00	5.2	314	-3.1	1006
2/5/26 14:00	5.2	312	-3.1	1006
2/5/26 15:00	6.4	316	-3.6	1006
2/5/26 16:00	5.4	326	-5.6	1006
2/5/26 17:00	4.5	327	-7.2	1006
2/5/26 18:00	5.3	329	-8.3	1007
2/5/26 19:00	4.4	322	-8.9	1007
2/5/26 20:00	3.6	313	-9.7	1008
2/5/26 21:00	3.3	319	-11.6	1008
2/5/26 22:00	1.5	ND	-13.8	1008
2/5/26 23:00	2.1	321	-16.6	1008
2/6/26 0:00	ND	ND	-18.4	1007
2/6/26 1:00	1.5	333	-19.8	1007
2/6/26 2:00	1.9	343	-20.8	1007
2/6/26 3:00	1.8	ND	-21.5	1007
2/6/26 4:00	1.8	295	-23.0	1007
2/6/26 5:00	1.7	355	-22.2	1006
2/6/26 6:00	2.0	344	-22.3	1006
2/6/26 7:00	2.2	5	-19.8	1005

Irving Oil Searsport Maine Terminal Fenceline Monitoring

Bangor International Airport (BGR) Meteorological Data (2/4/26 11:00 to 2/18/26 11:00)

2/6/26 8:00	1.6	335	-17.9	1005
2/6/26 9:00	2.3	341	-16.2	1004
2/6/26 10:00	2.2	352	-13.7	1003
2/6/26 11:00	2.6	360	-10.9	1002
2/6/26 12:00	2.0	358	-9.3	1001
2/6/26 13:00	2.8	338	-7.8	999
2/6/26 14:00	2.5	11	-7.9	999
2/6/26 15:00	3.0	349	-8.0	997
2/6/26 16:00	1.9	328	-8.4	997
2/6/26 17:00	1.9	349	-10.6	997
2/6/26 18:00	2.1	360	-12.4	998
2/6/26 19:00	1.4	ND	-15.1	997
2/6/26 20:00	ND	ND	-16.7	997
2/6/26 21:00	1.5	ND	-15.8	996
2/6/26 22:00	ND	ND	-16.9	996
2/6/26 23:00	ND	ND	-19.2	996
2/7/26 0:00	1.5	23	-18.4	996
2/7/26 1:00	1.9	31	-15.9	995
2/7/26 2:00	ND	ND	-17.1	995
2/7/26 3:00	1.7	4	-15.4	995
2/7/26 4:00	2.2	10	-14.5	994
2/7/26 5:00	1.7	9	-14.4	994
2/7/26 6:00	1.5	5	-15.2	995
2/7/26 7:00	1.7	3	-13.7	995
2/7/26 8:00	2.4	15	-12.7	995
2/7/26 9:00	2.1	359	-10.9	995
2/7/26 10:00	2.8	359	-8.3	995
2/7/26 11:00	3.2	11	-6.8	994
2/7/26 12:00	3.6	17	-5.2	994
2/7/26 13:00	4.8	355	-4.0	994
2/7/26 14:00	5.3	356	-3.9	995
2/7/26 15:00	4.9	356	-3.2	995
2/7/26 16:00	6.1	1	-3.1	996
2/7/26 17:00	6.2	3	-4.1	997
2/7/26 18:00	5.9	358	-4.6	998
2/7/26 19:00	6.8	356	-5.1	998
2/7/26 20:00	6.5	338	-5.5	999
2/7/26 21:00	7.6	319	-8.4	1000
2/7/26 22:00	8.2	319	-9.2	1001
2/7/26 23:00	8.5	321	-10.7	1001
2/8/26 0:00	8.3	323	-11.0	1001
2/8/26 1:00	6.5	317	-11.5	1002
2/8/26 2:00	5.9	314	-12.0	1002
2/8/26 3:00	5.9	317	-12.9	1003
2/8/26 4:00	5.6	316	-13.0	1003
2/8/26 5:00	5.9	317	-13.6	1004
2/8/26 6:00	5.2	314	-14.0	1004
2/8/26 7:00	5.4	312	-13.9	1005
2/8/26 8:00	6.1	312	-12.8	1005

Irving Oil Searsport Maine Terminal Fenceline Monitoring

Bangor International Airport (BGR) Meteorological Data (2/4/26 11:00 to 2/18/26 11:00)

2/8/26 9:00	7.1	313	-12.2	1005
2/8/26 10:00	7.7	318	-11.4	1004
2/8/26 11:00	8.1	315	-10.3	1004
2/8/26 12:00	7.1	313	-9.0	1004
2/8/26 13:00	7.1	315	-8.3	1003
2/8/26 14:00	6.6	318	-8.0	1004
2/8/26 15:00	7.3	317	-8.0	1005
2/8/26 16:00	7.2	313	-8.7	1005
2/8/26 17:00	6.3	310	-9.5	1006
2/8/26 18:00	6.6	312	-10.5	1007
2/8/26 19:00	6.9	316	-11.6	1007
2/8/26 20:00	7.1	319	-12.9	1008
2/8/26 21:00	6.1	317	-13.7	1009
2/8/26 22:00	5.5	313	-13.9	1009
2/8/26 23:00	6.5	307	-14.1	1009
2/9/26 0:00	4.7	302	-14.1	1008
2/9/26 1:00	4.4	298	-14.1	1008
2/9/26 2:00	4.1	307	-14.1	1008
2/9/26 3:00	3.7	306	-14.1	1008
2/9/26 4:00	2.9	300	-14.8	1008
2/9/26 5:00	3.4	298	-15.1	1008
2/9/26 6:00	3.1	297	-15.0	1008
2/9/26 7:00	3.3	296	-14.1	1008
2/9/26 8:00	3.8	308	-12.2	1008
2/9/26 9:00	5.5	314	-9.8	1008
2/9/26 10:00	8.5	324	-8.4	1008
2/9/26 11:00	8.6	320	-6.5	1007
2/9/26 12:00	8.0	320	-5.4	1006
2/9/26 13:00	7.4	316	-4.0	1005
2/9/26 14:00	8.2	315	-4.0	1005
2/9/26 15:00	7.4	315	-4.0	1006
2/9/26 16:00	7.0	312	-4.3	1006
2/9/26 17:00	6.4	310	-5.3	1007
2/9/26 18:00	6.2	313	-6.1	1007
2/9/26 19:00	5.0	309	-7.1	1008
2/9/26 20:00	6.0	311	-8.0	1009
2/9/26 21:00	5.1	311	-8.6	1009
2/9/26 22:00	4.0	308	-9.1	1009
2/9/26 23:00	3.1	310	-10.1	1009
2/10/26 0:00	1.8	306	-12.4	1009
2/10/26 1:00	2.3	291	-11.7	1010
2/10/26 2:00	3.4	300	-11.6	1010
2/10/26 3:00	2.2	313	-12.9	1010
2/10/26 4:00	2.0	306	-15.4	1011
2/10/26 5:00	ND	ND	-16.7	1011
2/10/26 6:00	2.1	260	-17.1	1011
2/10/26 7:00	1.8	316	-16.9	1011
2/10/26 8:00	2.1	325	-11.5	1011
2/10/26 9:00	2.1	327	-8.5	1011

Irving Oil Searsport Maine Terminal Fenceline Monitoring

Bangor International Airport (BGR) Meteorological Data (2/4/26 11:00 to 2/18/26 11:00)

2/10/26 10:00	1.8	10	-6.5	1011
2/10/26 11:00	1.4	228	-4.6	1010
2/10/26 12:00	1.5	ND	-3.4	1009
2/10/26 13:00	1.7	70	-2.4	1008
2/10/26 14:00	1.8	76	-1.3	1008
2/10/26 15:00	2.2	115	-1.4	1007
2/10/26 16:00	2.2	107	-3.0	1007
2/10/26 17:00	2.2	142	-3.3	1006
2/10/26 18:00	2.5	157	-3.5	1005
2/10/26 19:00	2.7	165	-3.0	1005
2/10/26 20:00	2.9	160	-3.0	1004
2/10/26 21:00	2.4	173	-3.0	1003
2/10/26 22:00	2.0	153	-3.3	1003
2/10/26 23:00	2.6	125	-3.9	1002
2/11/26 0:00	2.0	113	-3.8	1000
2/11/26 1:00	1.9	92	-3.0	999
2/11/26 2:00	2.9	94	-2.9	998
2/11/26 3:00	2.9	166	-2.4	997
2/11/26 4:00	2.2	201	-1.9	996
2/11/26 5:00	1.5	275	-2.0	995
2/11/26 6:00	1.5	310	-2.4	995
2/11/26 7:00	1.7	313	-3.0	995
2/11/26 8:00	1.7	334	-3.0	994
2/11/26 9:00	2.6	324	-3.0	994
2/11/26 10:00	3.0	330	-2.8	993
2/11/26 11:00	2.6	324	-1.9	993
2/11/26 12:00	3.8	320	-1.8	992
2/11/26 13:00	4.8	339	-1.0	992
2/11/26 14:00	4.2	333	-1.0	992
2/11/26 15:00	5.3	316	-1.0	992
2/11/26 16:00	4.7	311	-1.6	992
2/11/26 17:00	4.9	310	-1.9	993
2/11/26 18:00	5.2	311	-2.2	993
2/11/26 19:00	4.4	303	-3.0	994
2/11/26 20:00	4.3	302	-3.1	994
2/11/26 21:00	3.8	304	-3.1	993
2/11/26 22:00	4.1	307	-3.1	994
2/11/26 23:00	4.2	316	-3.1	994
2/12/26 0:00	5.4	319	-3.1	994
2/12/26 1:00	6.7	320	-3.1	995
2/12/26 2:00	5.6	326	-3.0	995
2/12/26 3:00	5.1	337	-3.0	996
2/12/26 4:00	4.9	326	-3.0	996
2/12/26 5:00	5.1	330	-3.0	997
2/12/26 6:00	5.0	325	-3.1	997
2/12/26 7:00	5.0	319	-3.0	998
2/12/26 8:00	6.3	320	-2.8	999
2/12/26 9:00	7.5	323	-2.0	999
2/12/26 10:00	7.5	318	-1.5	999

Irving Oil Searsport Maine Terminal Fenceline Monitoring

Bangor International Airport (BGR) Meteorological Data (2/4/26 11:00 to 2/18/26 11:00)

2/12/26 11:00	8.8	326	-0.9	999
2/12/26 12:00	8.4	329	-0.5	999
2/12/26 13:00	7.5	314	0.0	999
2/12/26 14:00	6.2	312	0.4	1000
2/12/26 15:00	7.1	313	-0.1	1000
2/12/26 16:00	6.3	313	-1.0	1001
2/12/26 17:00	7.5	314	-1.6	1002
2/12/26 18:00	5.7	309	-2.5	1002
2/12/26 19:00	5.6	308	-3.6	1003
2/12/26 20:00	7.2	311	-4.8	1003
2/12/26 21:00	6.7	311	-5.7	1004
2/12/26 22:00	5.8	307	-6.1	1004
2/12/26 23:00	5.4	308	-6.3	1004
2/13/26 0:00	4.1	303	-7.1	1005
2/13/26 1:00	4.1	306	-7.1	1005
2/13/26 2:00	4.5	312	-7.3	1005
2/13/26 3:00	3.4	305	-8.1	1006
2/13/26 4:00	3.4	281	-8.6	1006
2/13/26 5:00	3.3	276	-9.1	1007
2/13/26 6:00	2.5	277	-10.4	1007
2/13/26 7:00	2.8	295	-8.8	1008
2/13/26 8:00	2.7	309	-7.4	1008
2/13/26 9:00	5.2	319	-6.2	1008
2/13/26 10:00	6.1	319	-4.8	1008
2/13/26 11:00	6.1	320	-3.2	1008
2/13/26 12:00	5.3	320	-1.7	1007
2/13/26 13:00	6.0	309	-0.4	1007
2/13/26 14:00	4.5	312	0.2	1007
2/13/26 15:00	5.0	312	-0.2	1007
2/13/26 16:00	3.2	304	-0.5	1007
2/13/26 17:00	2.0	286	-2.3	1007
2/13/26 18:00	1.9	278	-6.0	1007
2/13/26 19:00	1.5	216	-8.8	1008
2/13/26 20:00	1.8	271	-10.4	1008
2/13/26 21:00	2.3	223	-8.4	1008
2/13/26 22:00	2.1	262	-10.1	1008
2/13/26 23:00	2.0	239	-8.2	1008
2/14/26 0:00	2.0	ND	-11.1	1008
2/14/26 1:00	1.5	ND	-13.3	1008
2/14/26 2:00	ND	ND	-14.9	1008
2/14/26 3:00	ND	ND	-16.7	1008
2/14/26 4:00	1.5	210	-16.2	1008
2/14/26 5:00	ND	ND	-17.6	1008
2/14/26 6:00	1.6	222	-18.1	1008
2/14/26 7:00	ND	ND	-17.3	1009
2/14/26 8:00	ND	ND	-15.1	1009
2/14/26 9:00	1.5	ND	-9.0	1008
2/14/26 10:00	1.5	ND	-5.1	1008
2/14/26 11:00	1.2	117	-3.2	1007

Irving Oil Searsport Maine Terminal Fenceline Monitoring

Bangor International Airport (BGR) Meteorological Data (2/4/26 11:00 to 2/18/26 11:00)

2/14/26 12:00	2.4	246	-1.4	1006
2/14/26 13:00	3.5	262	-1.8	1006
2/14/26 14:00	2.9	251	-1.9	1006
2/14/26 15:00	2.7	246	-2.0	1006
2/14/26 16:00	2.6	257	-2.0	1006
2/14/26 17:00	1.5	260	-3.4	1007
2/14/26 18:00	1.5	200	-7.6	1007
2/14/26 19:00	1.6	223	-5.5	1007
2/14/26 20:00	1.7	264	-4.9	1007
2/14/26 21:00	1.9	237	-6.2	1007
2/14/26 22:00	1.5	220	-9.8	1007
2/14/26 23:00	3.1	299	-8.6	1007
2/15/26 0:00	3.9	318	-6.3	1008
2/15/26 1:00	3.2	322	-6.9	1008
2/15/26 2:00	3.3	310	-6.9	1008
2/15/26 3:00	2.8	304	-6.9	1008
2/15/26 4:00	4.9	323	-7.8	1008
2/15/26 5:00	4.9	321	-9.5	1009
2/15/26 6:00	3.9	304	-10.5	1010
2/15/26 7:00	4.7	309	-10.5	1011
2/15/26 8:00	4.8	317	-9.4	1011
2/15/26 9:00	6.2	321	-8.3	1011
2/15/26 10:00	5.8	319	-7.2	1012
2/15/26 11:00	5.4	320	-5.9	1012
2/15/26 12:00	4.8	325	-4.4	1011
2/15/26 13:00	5.6	316	-3.1	1011
2/15/26 14:00	4.6	317	-2.0	1011
2/15/26 15:00	4.4	316	-2.1	1011
2/15/26 16:00	3.0	304	-1.7	1012
2/15/26 17:00	1.7	287	-4.3	1013
2/15/26 18:00	1.4	322	-8.6	1014
2/15/26 19:00	1.2	340	-9.0	1014
2/15/26 20:00	1.5	346	-11.1	1014
2/15/26 21:00	ND	ND	-12.0	1014
2/15/26 22:00	1.8	350	-14.5	1015
2/15/26 23:00	ND	ND	-12.7	1015
2/16/26 0:00	ND	ND	-13.8	1015
2/16/26 1:00	ND	ND	-14.9	1015
2/16/26 2:00	ND	ND	-16.2	1015
2/16/26 3:00	ND	ND	-17.2	1015
2/16/26 4:00	1.5	327	-17.1	1015
2/16/26 5:00	ND	ND	-16.3	1016
2/16/26 6:00	ND	ND	-15.7	1016
2/16/26 7:00	1.5	334	-13.4	1017
2/16/26 8:00	1.6	333	-11.5	1017
2/16/26 9:00	ND	ND	-8.5	1017
2/16/26 10:00	ND	ND	-5.7	1017
2/16/26 11:00	ND	ND	-2.8	1016
2/16/26 12:00	1.6	27	-0.2	1015

Irving Oil Searsport Maine Terminal Fenceline Monitoring

Bangor International Airport (BGR) Meteorological Data (2/4/26 11:00 to 2/18/26 11:00)

2/16/26 13:00	1.4	60	1.3	1014
2/16/26 14:00	1.2	ND	2.2	1014
2/16/26 15:00	1.3	50	1.7	1014
2/16/26 16:00	1.8	198	0.9	1014
2/16/26 17:00	2.3	191	-0.5	1015
2/16/26 18:00	1.7	199	-3.1	1015
2/16/26 19:00	2.0	150	-6.4	1015
2/16/26 20:00	2.6	142	-6.2	1014
2/16/26 21:00	ND	ND	-8.2	1015
2/16/26 22:00	ND	ND	-9.1	1014
2/16/26 23:00	ND	ND	-10.6	1014
2/17/26 0:00	ND	ND	-11.3	1014
2/17/26 1:00	1.5	145	-10.1	1013
2/17/26 2:00	ND	ND	-11.5	1013
2/17/26 3:00	ND	ND	-11.6	1013
2/17/26 4:00	ND	ND	-11.2	1013
2/17/26 5:00	ND	ND	-11.9	1013
2/17/26 6:00	ND	ND	-12.6	1013
2/17/26 7:00	ND	ND	-11.8	1013
2/17/26 8:00	ND	ND	-8.8	1014
2/17/26 9:00	1.5	130	-6.0	1013
2/17/26 10:00	3.7	178	-1.1	1012
2/17/26 11:00	3.0	181	1.5	1012
2/17/26 12:00	3.7	135	2.1	1011
2/17/26 13:00	2.8	181	2.9	1010
2/17/26 14:00	4.3	173	3.0	1010
2/17/26 15:00	4.5	174	2.2	1009
2/17/26 16:00	4.9	180	2.0	1009
2/17/26 17:00	3.9	168	1.1	1009
2/17/26 18:00	3.2	180	0.3	1009
2/17/26 19:00	3.0	195	0.7	1009
2/17/26 20:00	2.5	194	0.9	1008
2/17/26 21:00	1.7	253	-0.2	1008
2/17/26 22:00	1.3	198	0.1	ND
2/17/26 23:00	1.6	203	0.8	1006
2/18/26 0:00	1.1	222	-0.2	1005
2/18/26 1:00	0.8	231	-1.4	1004
2/18/26 2:00	0.7	237	-1.7	1004
2/18/26 3:00	0.7	242	-2.2	1004
2/18/26 4:00	0.7	276	-1.8	1004
2/18/26 5:00	0.8	266	-2.7	1004
2/18/26 6:00	0.9	285	-2.7	1004
2/18/26 7:00	1.7	277	-1.1	1004
2/18/26 8:00	4.4	314	0.1	1004
2/18/26 9:00	6.3	322	0.4	1004
2/18/26 10:00	6.8	324	-0.4	1003
2/18/26 11:00	6.0	315	0.6	1003

Irving Oil Searsport Maine Terminal Fenceline Monitoring
Bangor International Airport (BGR) Meteorological Data (2/4/26 11:00 to 2/18/26 11:00)

BGR Wind Rose 2/4/26 11:00 - 2/18/26 11:00

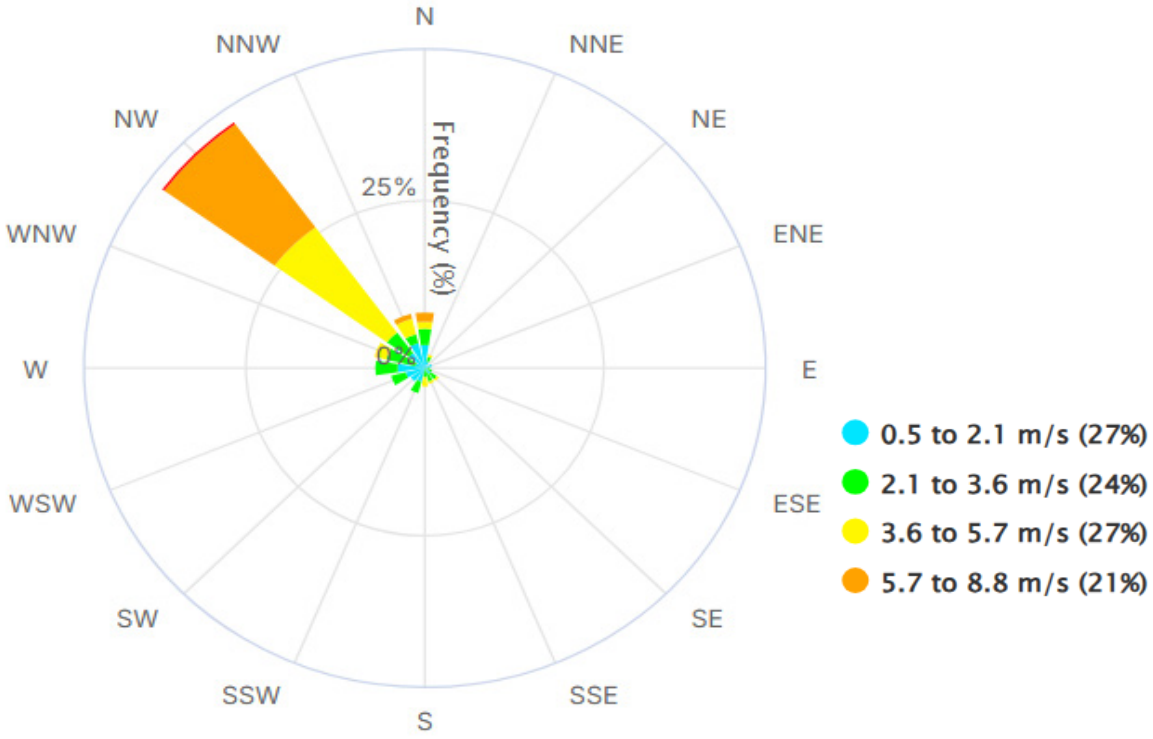

Irving Oil Searsport Maine Terminal Fenceline Monitoring

Bangor International Airport (BGR) Meteorological Data (2/18/26 11:00 to 3/4/26 11:00)

* Periods of missing wind speed and/or direction (ND) reflect intermittent source data gaps from the off site meteorological station and do not affect compliance with Maine Chapter 171 quarterly reporting requirements.

Date & Time	Wind Speed m/s	Wind Direction Deg.	Temperature °C	Barometric Pressure mb
2/18/26 11:00	6.0	315	0.6	1003
2/18/26 12:00	6.3	304	1.8	1002
2/18/26 13:00	5.5	315	1.7	1001
2/18/26 14:00	6.0	323	1.5	1001
2/18/26 15:00	6.6	335	1.6	1001
2/18/26 16:00	6.0	312	0.7	1002
2/18/26 17:00	5.4	311	-1.0	1002
2/18/26 18:00	4.9	320	-2.6	1003
2/18/26 19:00	4.3	319	-3.2	1003
2/18/26 20:00	3.5	305	-3.2	1004
2/18/26 21:00	3.7	302	-3.2	1004
2/18/26 22:00	4.2	309	-4.2	1004
2/18/26 23:00	2.8	303	-4.9	1004
2/19/26 0:00	2.9	288	-5.8	1005
2/19/26 1:00	2.8	266	-6.1	1006
2/19/26 2:00	3.2	268	-6.7	1007
2/19/26 3:00	2.9	269	-7.1	1007
2/19/26 4:00	1.5	285	-8.7	1007
2/19/26 5:00	1.5	312	-10.2	1008
2/19/26 6:00	2.2	288	-10.9	1009
2/19/26 7:00	2.9	257	-7.7	1011
2/19/26 8:00	2.4	276	-5.5	1011
2/19/26 9:00	2.1	309	-3.5	1012
2/19/26 10:00	3.0	298	-1.9	1011
2/19/26 11:00	3.8	323	-0.7	1011
2/19/26 12:00	4.3	318	0.7	1010
2/19/26 13:00	5.7	323	1.6	1010
2/19/26 14:00	4.2	329	2.2	1009
2/19/26 15:00	4.1	331	2.0	1010
2/19/26 16:00	3.0	342	0.8	1010
2/19/26 17:00	1.2	350	-2.4	1010
2/19/26 18:00	ND	ND	-4.7	1011
2/19/26 19:00	ND	ND	-7.0	1011
2/19/26 20:00	ND	ND	-8.2	1012
2/19/26 21:00	ND	ND	-9.6	1011
2/19/26 22:00	1.1	225	-9.6	1011
2/19/26 23:00	ND	ND	-11.8	1011
2/20/26 0:00	ND	ND	-11.8	1011
2/20/26 1:00	ND	ND	-12.8	1011
2/20/26 2:00	1.5	ND	-13.9	1010
2/20/26 3:00	ND	ND	-13.3	1010
2/20/26 4:00	ND	ND	-14.3	1010
2/20/26 5:00	ND	ND	-14.4	1010
2/20/26 6:00	1.5	350	-14.8	1010
2/20/26 7:00	2.0	17	-12.3	1010

Irving Oil Searsport Maine Terminal Fenceline Monitoring

Bangor International Airport (BGR) Meteorological Data (2/18/26 11:00 to 3/4/26 11:00)

2/20/26 8:00	1.3	326	-9.7	1010
2/20/26 9:00	1.4	355	-6.9	1010
2/20/26 10:00	1.5	353	-4.6	1009
2/20/26 11:00	1.7	340	-2.4	1008
2/20/26 12:00	2.0	331	-0.8	1007
2/20/26 13:00	ND	ND	0.9	1006
2/20/26 14:00	ND	ND	1.6	1005
2/20/26 15:00	2.2	23	2.0	1004
2/20/26 16:00	2.3	22	1.7	1004
2/20/26 17:00	1.5	25	0.8	1004
2/20/26 18:00	2.6	24	0.9	1003
2/20/26 19:00	5.7	34	0.1	1003
2/20/26 20:00	6.1	36	-1.2	1002
2/20/26 21:00	6.0	28	-3.0	1003
2/20/26 22:00	5.9	14	-5.9	1003
2/20/26 23:00	7.0	25	-6.6	1003
2/21/26 0:00	6.5	22	-7.1	1002
2/21/26 1:00	7.0	21	-7.5	1002
2/21/26 2:00	7.4	17	-8.1	1002
2/21/26 3:00	6.6	7	-9.1	1002
2/21/26 4:00	5.0	3	-9.2	1003
2/21/26 5:00	5.6	1	-9.3	1004
2/21/26 6:00	5.3	357	-10.0	1005
2/21/26 7:00	6.5	2	-10.6	1006
2/21/26 8:00	5.9	5	-10.9	1007
2/21/26 9:00	6.7	6	-9.2	1007
2/21/26 10:00	5.7	348	-7.6	1007
2/21/26 11:00	5.3	338	-5.9	1007
2/21/26 12:00	5.4	10	-3.7	1007
2/21/26 13:00	5.6	8	-3.0	1008
2/21/26 14:00	5.9	10	-2.6	1009
2/21/26 15:00	5.7	7	-2.1	1009
2/21/26 16:00	4.5	5	-3.0	1010
2/21/26 17:00	2.1	332	-5.1	1011
2/21/26 18:00	1.4	309	-7.3	1012
2/21/26 19:00	1.1	340	-9.9	1012
2/21/26 20:00	2.3	328	-10.2	1013
2/21/26 21:00	2.2	360	-9.2	1014
2/21/26 22:00	2.2	21	-9.0	1014
2/21/26 23:00	2.5	2	-8.0	1014
2/22/26 0:00	2.1	18	-10.2	1015
2/22/26 1:00	1.5	10	-13.0	1015
2/22/26 2:00	1.5	330	-13.5	1015
2/22/26 3:00	1.3	230	-13.7	1016
2/22/26 4:00	ND	ND	-15.7	1016
2/22/26 5:00	0.9	336	-16.4	1016
2/22/26 6:00	ND	ND	-16.9	1016
2/22/26 7:00	ND	ND	-15.4	1017
2/22/26 8:00	2.2	13	-11.5	1017

Irving Oil Searsport Maine Terminal Fenceline Monitoring

Bangor International Airport (BGR) Meteorological Data (2/18/26 11:00 to 3/4/26 11:00)

2/22/26 9:00	2.0	342	-6.1	1017
2/22/26 10:00	2.3	327	-3.9	1016
2/22/26 11:00	1.8	34	-1.3	1016
2/22/26 12:00	ND	ND	-0.7	1014
2/22/26 13:00	1.8	319	1.0	1014
2/22/26 14:00	1.8	308	1.7	1014
2/22/26 15:00	2.5	306	2.0	1013
2/22/26 16:00	2.3	20	0.9	1014
2/22/26 17:00	2.7	4	-1.6	1014
2/22/26 18:00	2.1	38	-2.7	1014
2/22/26 19:00	2.7	66	-2.2	1013
2/22/26 20:00	2.3	69	-2.6	1012
2/22/26 21:00	2.6	65	-2.7	1012
2/22/26 22:00	3.1	52	-3.2	1011
2/22/26 23:00	3.8	40	-3.2	1010
2/23/26 0:00	4.0	41	-4.1	1009
2/23/26 1:00	4.3	40	-4.3	1009
2/23/26 2:00	4.7	39	-4.7	1008
2/23/26 3:00	6.0	33	-5.1	1007
2/23/26 4:00	6.3	42	-5.8	1006
2/23/26 5:00	8.2	42	-6.4	1005
2/23/26 6:00	9.2	39	-7.0	1003
2/23/26 7:00	7.9	37	-7.0	1003
2/23/26 8:00	7.0	28	-6.8	1002
2/23/26 9:00	7.8	26	-6.0	1000
2/23/26 10:00	9.2	30	-4.9	999
2/23/26 11:00	9.5	34	-4.1	998
2/23/26 12:00	10.7	26	-4.1	996
2/23/26 13:00	10.4	12	-4.7	994
2/23/26 14:00	11.8	10	-4.1	992
2/23/26 15:00	11.7	6	-4.1	991
2/23/26 16:00	11.3	3	-4.1	990
2/23/26 17:00	12.7	360	-4.2	989
2/23/26 18:00	12.1	3	-4.1	989
2/23/26 19:00	11.3	360	-4.2	989
2/23/26 20:00	11.8	354	-4.2	989
2/23/26 21:00	11.8	351	-4.2	988
2/23/26 22:00	12.1	344	-4.2	988
2/23/26 23:00	11.1	340	-4.1	988
2/24/26 0:00	11.0	340	-4.1	988
2/24/26 1:00	9.3	330	-5.2	988
2/24/26 2:00	7.9	320	-6.0	989
2/24/26 3:00	6.6	314	-6.1	989
2/24/26 4:00	6.2	309	-6.1	990
2/24/26 5:00	6.0	302	-6.0	992
2/24/26 6:00	5.9	306	-5.6	993
2/24/26 7:00	7.1	307	-5.1	994
2/24/26 8:00	7.8	315	-4.3	995
2/24/26 9:00	9.4	313	-3.8	995

Irving Oil Searsport Maine Terminal Fenceline Monitoring

Bangor International Airport (BGR) Meteorological Data (2/18/26 11:00 to 3/4/26 11:00)

2/24/26 10:00	9.9	321	-3.3	995
2/24/26 11:00	8.1	329	-2.8	995
2/24/26 12:00	7.4	315	-2.3	995
2/24/26 13:00	6.6	323	-2.1	995
2/24/26 14:00	5.7	303	-2.3	996
2/24/26 15:00	4.7	312	-3.0	996
2/24/26 16:00	4.9	304	-3.3	997
2/24/26 17:00	3.7	307	-4.0	998
2/24/26 18:00	2.8	301	-5.3	999
2/24/26 19:00	2.8	295	-6.2	1000
2/24/26 20:00	3.6	301	-7.1	1000
2/24/26 21:00	3.9	311	-8.1	1001
2/24/26 22:00	2.2	289	-9.3	1001
2/24/26 23:00	2.2	284	-10.6	1002
2/25/26 0:00	1.5	280	-12.8	1002
2/25/26 1:00	2.0	263	-13.1	1002
2/25/26 2:00	1.5	257	-16.3	1002
2/25/26 3:00	1.5	240	-16.2	1003
2/25/26 4:00	1.5	205	-16.4	1003
2/25/26 5:00	0.3	ND	-15.3	1002
2/25/26 6:00	1.5	173	-13.1	1002
2/25/26 7:00	1.7	180	-12.3	1003
2/25/26 8:00	1.9	173	-10.3	1003
2/25/26 9:00	2.4	125	-8.8	1002
2/25/26 10:00	2.7	121	-7.1	1001
2/25/26 11:00	4.3	131	-4.9	1000
2/25/26 12:00	4.1	138	-3.3	999
2/25/26 13:00	3.0	143	-2.7	998
2/25/26 14:00	3.8	151	-2.0	997
2/25/26 15:00	4.1	138	-1.9	996
2/25/26 16:00	2.5	134	-1.1	996
2/25/26 17:00	2.3	122	-1.3	995
2/25/26 18:00	1.7	308	-1.8	995
2/25/26 19:00	1.6	203	-2.0	995
2/25/26 20:00	3.0	264	-2.7	996
2/25/26 21:00	2.2	250	-4.1	997
2/25/26 22:00	1.5	250	-5.0	997
2/25/26 23:00	1.5	170	-8.3	997
2/26/26 0:00	2.2	172	-6.8	997
2/26/26 1:00	ND	ND	-5.4	997
2/26/26 2:00	1.7	150	-4.2	996
2/26/26 3:00	1.5	ND	-4.1	996
2/26/26 4:00	1.9	312	-4.0	996
2/26/26 5:00	1.8	271	-3.4	997
2/26/26 6:00	2.1	226	-4.1	998
2/26/26 7:00	1.9	205	-4.2	998
2/26/26 8:00	2.6	274	-3.3	1000
2/26/26 9:00	3.2	268	-1.3	1000
2/26/26 10:00	4.5	271	0.3	1001

Irving Oil Searsport Maine Terminal Fenceline Monitoring

Bangor International Airport (BGR) Meteorological Data (2/18/26 11:00 to 3/4/26 11:00)

2/26/26 11:00	4.8	293	1.1	1001
2/26/26 12:00	5.1	285	1.6	1001
2/26/26 13:00	6.0	301	2.0	1001
2/26/26 14:00	4.8	280	1.9	1001
2/26/26 15:00	4.0	277	1.0	1002
2/26/26 16:00	3.4	290	0.9	1002
2/26/26 17:00	1.4	284	-0.9	1003
2/26/26 18:00	1.5	ND	-4.8	1003
2/26/26 19:00	ND	ND	-5.9	1004
2/26/26 20:00	2.1	ND	-6.2	1005
2/26/26 21:00	2.4	317	-4.5	1006
2/26/26 22:00	2.3	320	-7.4	1006
2/26/26 23:00	2.2	310	-6.6	1007
2/27/26 0:00	2.9	314	-6.6	1007
2/27/26 1:00	4.0	316	-7.5	1008
2/27/26 2:00	2.3	310	-9.0	1008
2/27/26 3:00	2.5	305	-9.6	1008
2/27/26 4:00	2.9	305	-9.1	1009
2/27/26 5:00	2.3	281	-9.8	1010
2/27/26 6:00	1.9	269	-11.5	1010
2/27/26 7:00	ND	ND	-11.4	1011
2/27/26 8:00	2.0	330	-8.9	1012
2/27/26 9:00	2.0	329	-6.9	1012
2/27/26 10:00	3.5	337	-4.7	1012
2/27/26 11:00	2.7	330	-3.6	1012
2/27/26 12:00	2.1	242	-2.5	1011
2/27/26 13:00	2.5	267	-1.7	1011
2/27/26 14:00	2.9	253	-0.9	1010
2/27/26 15:00	1.9	233	-1.1	1010
2/27/26 16:00	4.3	190	-1.2	1011
2/27/26 17:00	2.9	184	-2.6	1011
2/27/26 18:00	2.4	178	-3.0	1012
2/27/26 19:00	3.2	196	-2.4	1013
2/27/26 20:00	2.5	198	-3.1	1014
2/27/26 21:00	1.9	185	-5.3	1014
2/27/26 22:00	1.6	135	-6.9	1013
2/27/26 23:00	1.2	159	-8.3	1013
2/28/26 0:00	ND	ND	-9.9	1013
2/28/26 1:00	ND	ND	-10.5	1013
2/28/26 2:00	ND	ND	-11.7	1012
2/28/26 3:00	ND	ND	-11.5	1012
2/28/26 4:00	ND	ND	-10.8	1012
2/28/26 5:00	1.8	200	-9.9	1012
2/28/26 6:00	3.9	177	-2.4	1012
2/28/26 7:00	5.4	165	-0.2	1012
2/28/26 8:00	7.9	174	1.7	1012
2/28/26 9:00	10.7	178	3.3	1011
2/28/26 10:00	8.9	174	4.0	1011
2/28/26 11:00	8.5	174	4.8	1010

Irving Oil Searsport Maine Terminal Fenceline Monitoring

Bangor International Airport (BGR) Meteorological Data (2/18/26 11:00 to 3/4/26 11:00)

2/28/26 12:00	9.0	176	4.7	1009
2/28/26 13:00	9.5	179	4.3	1008
2/28/26 14:00	7.3	189	4.4	1009
2/28/26 15:00	6.1	181	3.8	1009
2/28/26 16:00	6.1	177	3.0	1008
2/28/26 17:00	5.8	185	3.0	1009
2/28/26 18:00	5.4	179	3.0	1009
2/28/26 19:00	4.2	187	2.3	1009
2/28/26 20:00	2.6	190	1.6	1009
2/28/26 21:00	1.7	194	0.5	1009
2/28/26 22:00	0.6	ND	-1.6	1008
2/28/26 23:00	1.7	336	-2.8	1008
3/1/26 0:00	1.5	347	-2.6	1008
3/1/26 1:00	ND	ND	-3.7	1008
3/1/26 2:00	2.3	345	-4.1	1008
3/1/26 3:00	2.9	354	-2.7	1009
3/1/26 4:00	3.4	345	-2.2	1009
3/1/26 5:00	2.4	331	-2.2	1010
3/1/26 6:00	3.0	316	-1.9	1010
3/1/26 7:00	6.3	320	-2.0	1011
3/1/26 8:00	7.1	316	-2.3	1012
3/1/26 9:00	7.9	320	-3.0	1013
3/1/26 10:00	6.2	322	-3.3	1013
3/1/26 11:00	6.2	320	-3.8	1013
3/1/26 12:00	6.4	325	-3.0	1013
3/1/26 13:00	6.7	312	-3.0	1013
3/1/26 14:00	7.1	312	-3.3	1013
3/1/26 15:00	7.4	322	-4.0	1014
3/1/26 16:00	8.6	325	-4.6	1015
3/1/26 17:00	8.4	328	-6.6	1017
3/1/26 18:00	7.3	318	-7.7	1019
3/1/26 19:00	6.9	319	-9.0	1020
3/1/26 20:00	8.6	324	-11.0	1021
3/1/26 21:00	6.5	314	-11.9	1023
3/1/26 22:00	6.8	316	-13.0	1023
3/1/26 23:00	6.4	310	-13.2	1024
3/2/26 0:00	5.7	310	-14.0	1025
3/2/26 1:00	3.9	303	-14.4	1026
3/2/26 2:00	4.0	298	-15.2	1026
3/2/26 3:00	2.5	273	-16.1	1027
3/2/26 4:00	2.6	278	-16.4	1027
3/2/26 5:00	2.6	284	-16.7	1028
3/2/26 6:00	2.0	268	-17.0	1029
3/2/26 7:00	2.7	307	-16.3	1029
3/2/26 8:00	4.2	321	-14.4	1030
3/2/26 9:00	3.7	311	-13.0	1030
3/2/26 10:00	3.5	319	-11.7	1030
3/2/26 11:00	3.8	301	-10.7	1029
3/2/26 12:00	4.0	301	-9.0	1029

Irving Oil Searsport Maine Terminal Fenceline Monitoring

Bangor International Airport (BGR) Meteorological Data (2/18/26 11:00 to 3/4/26 11:00)

3/2/26 13:00	4.1	268	-7.9	1028
3/2/26 14:00	3.9	270	-7.0	1027
3/2/26 15:00	3.7	268	-6.8	1027
3/2/26 16:00	2.9	269	-6.6	1027
3/2/26 17:00	2.0	253	-7.4	1027
3/2/26 18:00	1.7	203	-9.9	1028
3/2/26 19:00	1.5	206	-11.3	1028
3/2/26 20:00	1.5	215	-12.3	1029
3/2/26 21:00	1.9	209	-12.3	1029
3/2/26 22:00	2.0	215	-12.4	1029
3/2/26 23:00	ND	ND	-15.6	1029
3/3/26 0:00	1.2	ND	-16.2	1029
3/3/26 1:00	ND	ND	-16.7	1029
3/3/26 2:00	1.5	220	-15.9	1029
3/3/26 3:00	0.3	ND	-17.2	1028
3/3/26 4:00	ND	ND	-17.1	1028
3/3/26 5:00	ND	ND	-17.5	1028
3/3/26 6:00	ND	ND	-17.2	1028
3/3/26 7:00	2.2	190	-13.8	1028
3/3/26 8:00	4.2	187	-6.6	1027
3/3/26 9:00	4.7	202	-2.7	1027
3/3/26 10:00	6.8	197	-0.4	1026
3/3/26 11:00	6.7	199	1.7	1025
3/3/26 12:00	7.0	204	2.6	1024
3/3/26 13:00	7.3	175	2.9	1023
3/3/26 14:00	7.4	181	2.1	1023
3/3/26 15:00	6.1	175	1.6	1022
3/3/26 16:00	6.2	182	0.8	1022
3/3/26 17:00	5.0	186	0.0	1021
3/3/26 18:00	5.2	184	0.0	1020
3/3/26 19:00	4.9	185	-0.2	1019
3/3/26 20:00	4.2	183	-0.9	1018
3/3/26 21:00	2.9	181	-1.0	1017
3/3/26 22:00	2.0	183	-1.0	1016
3/3/26 23:00	1.5	177	-1.1	1014
3/4/26 0:00	ND	ND	-1.1	1014
3/4/26 1:00	ND	ND	-1.7	1012
3/4/26 2:00	ND	ND	-1.4	1011
3/4/26 3:00	ND	ND	-1.9	1011
3/4/26 4:00	2.6	320	-4.1	1011
3/4/26 5:00	1.7	257	-5.9	1011
3/4/26 6:00	2.7	245	-3.9	1012
3/4/26 7:00	3.0	253	-2.7	1013
3/4/26 8:00	2.2	243	-0.7	1014
3/4/26 9:00	3.3	256	1.7	1014
3/4/26 10:00	4.3	241	3.5	1014
3/4/26 11:00	3.4	258	4.7	1013

Irving Oil Searsport Maine Terminal Fenceline Monitoring
Bangor International Airport (BGR) Meteorological Data (2/18/26 11:00 to 3/4/26 11:00)

BGR Wind Rose 2/18/26 11:00 - 3/4/26 11:00

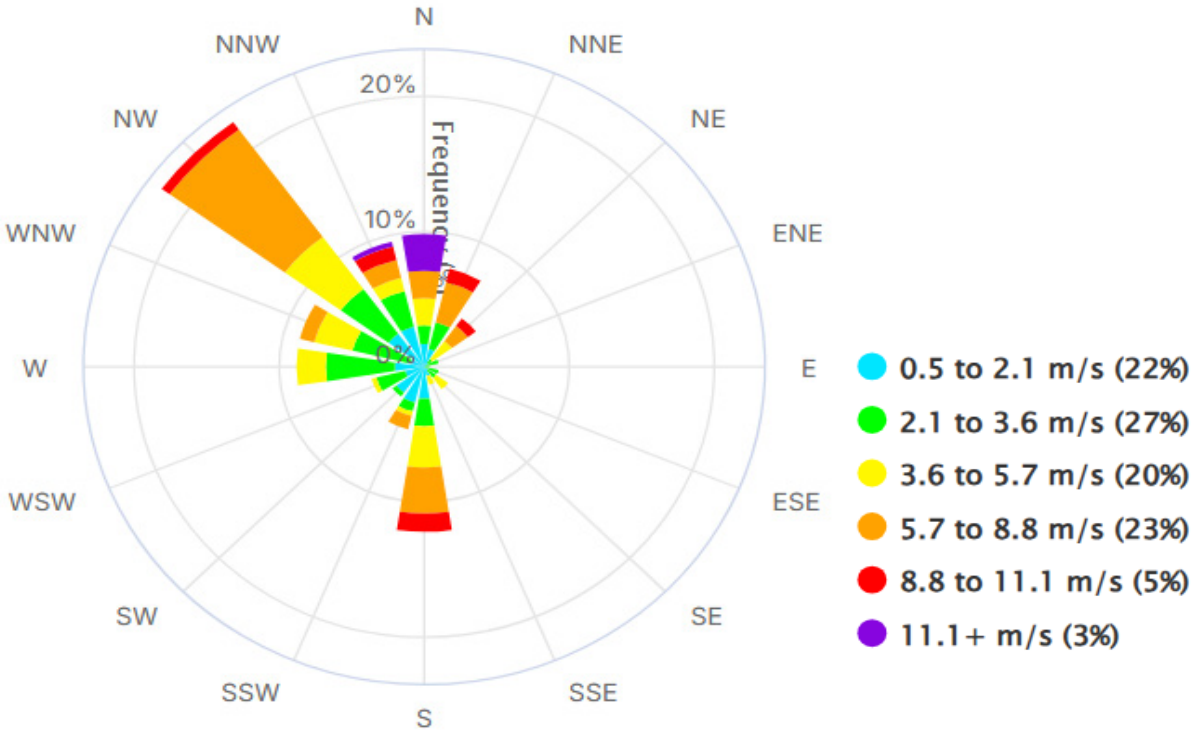

Irving Oil Searsport Maine Terminal Fenceline Monitoring

Bangor International Airport (BGR) Meteorological Data (3/4/26 11:00 to 3/18/26 10:00)

* Periods of missing wind speed and/or direction (ND) reflect intermittent source data gaps from the off site meteorological station and do not affect compliance with Maine Chapter 171 quarterly reporting requirements.

Date & Time	Wind Speed m/s	Wind Direction Deg.	Temperature °C	Barometric Pressure mb
3/4/26 11:00	3.4	258	4.7	1013
3/4/26 12:00	3.1	239	5.1	1012
3/4/26 13:00	3.1	204	5.6	1011
3/4/26 14:00	4.1	212	6.6	1011
3/4/26 15:00	4.0	206	7.3	1012
3/4/26 16:00	3.9	201	7.7	1012
3/4/26 17:00	3.7	188	4.7	1012
3/4/26 18:00	2.3	199	3.8	1013
3/4/26 19:00	ND	ND	1.5	1014
3/4/26 20:00	1.5	220	-0.7	1015
3/4/26 21:00	2.6	190	-1.6	1015
3/4/26 22:00	0.7	ND	-2.6	1015
3/4/26 23:00	ND	ND	-3.0	1015
3/5/26 0:00	ND	ND	-3.3	1015
3/5/26 1:00	ND	ND	-3.8	1015
3/5/26 2:00	1.1	10	-3.8	1015
3/5/26 3:00	ND	ND	-3.6	1015
3/5/26 4:00	5.0	22	-3.2	1017
3/5/26 5:00	5.1	36	-1.6	1019
3/5/26 6:00	7.2	40	-2.1	1020
3/5/26 7:00	7.6	37	-2.7	1022
3/5/26 8:00	7.8	30	-3.6	1023
3/5/26 9:00	8.0	22	-4.1	1024
3/5/26 10:00	8.2	17	-5.3	1024
3/5/26 11:00	6.8	19	-6.0	1025
3/5/26 12:00	6.3	24	-5.8	1025
3/5/26 13:00	6.0	33	-5.7	1025
3/5/26 14:00	5.1	34	-5.0	1026
3/5/26 15:00	5.0	23	-5.5	1026
3/5/26 16:00	5.0	22	-6.0	1026
3/5/26 17:00	4.3	23	-6.0	1027
3/5/26 18:00	3.8	17	-6.0	1027
3/5/26 19:00	4.1	36	-6.0	1027
3/5/26 20:00	3.6	22	-6.7	1027
3/5/26 21:00	3.2	19	-6.9	1028
3/5/26 22:00	2.4	22	-6.9	1028
3/5/26 23:00	2.2	17	-7.0	1028
3/6/26 0:00	2.7	28	-7.0	1028
3/6/26 1:00	2.6	16	-6.9	1027
3/6/26 2:00	3.0	10	-7.0	1027
3/6/26 3:00	3.1	15	-7.0	1027
3/6/26 4:00	3.7	18	-7.0	1027
3/6/26 5:00	3.5	19	-7.0	1027
3/6/26 6:00	3.0	11	-6.7	1027
3/6/26 7:00	3.2	12	-6.0	1027

Irving Oil Searsport Maine Terminal Fenceline Monitoring

Bangor International Airport (BGR) Meteorological Data (3/4/26 11:00 to 3/18/26 10:00)

3/6/26 8:00	2.3	11	-5.5	1028
3/6/26 9:00	1.9	0	-4.0	1027
3/6/26 10:00	2.3	346	-3.0	1027
3/6/26 11:00	2.1	353	-2.1	1027
3/6/26 12:00	2.7	54	-1.0	1026
3/6/26 13:00	2.5	26	-0.3	1026
3/6/26 14:00	1.9	30	0.3	1026
3/6/26 15:00	1.9	337	0.9	1025
3/6/26 16:00	2.3	337	0.9	1025
3/6/26 17:00	1.8	4	0.8	1025
3/6/26 18:00	1.3	305	-0.1	1025
3/6/26 19:00	1.0	180	-0.1	1025
3/6/26 20:00	2.5	183	-0.2	1025
3/6/26 21:00	2.1	199	-0.1	1025
3/6/26 22:00	2.7	181	-1.1	1024
3/6/26 23:00	2.5	187	-1.0	1023
3/7/26 0:00	2.5	182	-1.1	1022
3/7/26 1:00	1.6	156	-1.1	1021
3/7/26 2:00	1.5	ND	-1.1	1021
3/7/26 3:00	1.5	146	-1.7	1020
3/7/26 4:00	2.0	175	-2.0	1019
3/7/26 5:00	2.1	146	-1.9	1018
3/7/26 6:00	1.7	168	-1.1	1017
3/7/26 7:00	2.9	183	-0.5	1016
3/7/26 8:00	4.1	177	1.0	1015
3/7/26 9:00	4.1	187	1.8	1014
3/7/26 10:00	4.6	180	2.0	1013
3/7/26 11:00	4.8	182	2.8	1011
3/7/26 12:00	4.4	187	3.0	1009
3/7/26 13:00	4.6	184	3.1	1008
3/7/26 14:00	4.8	180	3.0	1006
3/7/26 15:00	4.5	183	3.1	1005
3/7/26 16:00	4.2	179	3.0	1004
3/7/26 17:00	4.6	187	3.1	1003
3/7/26 18:00	4.7	200	3.0	1002
3/7/26 19:00	4.4	198	3.0	1000
3/7/26 20:00	4.4	201	3.1	999
3/7/26 21:00	4.1	205	3.2	999
3/7/26 22:00	3.7	195	3.3	998
3/7/26 23:00	3.1	204	3.9	997
3/8/26 0:00	3.1	181	3.9	996
3/8/26 1:00	3.7	188	4.0	995
3/8/26 2:00	ND	ND	ND	ND
3/8/26 3:00	3.8	187	4.0	995
3/8/26 4:00	3.4	204	4.3	994
3/8/26 5:00	2.6	191	4.1	994
3/8/26 6:00	2.6	190	4.1	994
3/8/26 7:00	2.2	197	4.6	994
3/8/26 8:00	2.8	184	4.5	994

Irving Oil Searsport Maine Terminal Fenceline Monitoring

Bangor International Airport (BGR) Meteorological Data (3/4/26 11:00 to 3/18/26 10:00)

3/8/26 9:00	4.0	187	5.2	994
3/8/26 10:00	2.9	193	6.0	994
3/8/26 11:00	3.3	189	7.0	994
3/8/26 12:00	2.7	186	8.8	994
3/8/26 13:00	2.0	209	11.2	993
3/8/26 14:00	3.0	269	13.5	994
3/8/26 15:00	2.8	270	14.5	994
3/8/26 16:00	4.6	315	14.2	995
3/8/26 17:00	3.7	295	13.4	995
3/8/26 18:00	2.5	306	10.8	996
3/8/26 19:00	2.1	304	5.3	998
3/8/26 20:00	1.5	10	2.3	998
3/8/26 21:00	1.5	197	1.3	999
3/8/26 22:00	1.8	233	0.6	1000
3/8/26 23:00	1.6	222	1.1	1001
3/9/26 0:00	1.5	225	0.6	1002
3/9/26 1:00	1.9	213	2.1	1003
3/9/26 2:00	2.1	194	2.6	1004
3/9/26 3:00	2.9	198	3.9	1004
3/9/26 4:00	2.3	197	3.8	1004
3/9/26 5:00	2.1	169	1.2	1005
3/9/26 6:00	1.8	180	2.1	1005
3/9/26 7:00	2.2	188	3.8	1006
3/9/26 8:00	2.8	182	5.2	1007
3/9/26 9:00	3.0	196	6.0	1007
3/9/26 10:00	4.1	195	7.3	1007
3/9/26 11:00	4.2	182	8.9	1006
3/9/26 12:00	5.2	180	11.6	1006
3/9/26 13:00	7.2	181	11.7	1004
3/9/26 14:00	8.0	186	13.2	1004
3/9/26 15:00	8.5	188	14.0	1004
3/9/26 16:00	8.2	202	14.3	1004
3/9/26 17:00	5.3	191	13.0	1003
3/9/26 18:00	5.5	181	10.7	1003
3/9/26 19:00	4.7	189	9.7	1004
3/9/26 20:00	4.6	186	8.5	1004
3/9/26 21:00	4.5	193	7.7	1004
3/9/26 22:00	4.1	193	6.9	1004
3/9/26 23:00	3.7	195	6.0	1004
3/10/26 0:00	2.9	191	5.9	1004
3/10/26 1:00	3.6	183	5.9	1004
3/10/26 2:00	3.1	191	6.5	1004
3/10/26 3:00	2.3	189	6.4	1004
3/10/26 4:00	1.0	ND	3.4	1004
3/10/26 5:00	3.1	200	2.9	1005
3/10/26 6:00	2.1	230	2.8	1006
3/10/26 7:00	2.0	216	4.8	1006
3/10/26 8:00	1.7	197	8.8	1007
3/10/26 9:00	3.2	172	11.2	1007

Irving Oil Searsport Maine Terminal Fenceline Monitoring

Bangor International Airport (BGR) Meteorological Data (3/4/26 11:00 to 3/18/26 10:00)

3/10/26 10:00	2.0	162	14.1	1007
3/10/26 11:00	2.5	185	17.2	1006
3/10/26 12:00	2.8	179	19.5	1005
3/10/26 13:00	5.1	175	20.9	1004
3/10/26 14:00	6.2	174	20.1	1004
3/10/26 15:00	4.4	181	19.9	1004
3/10/26 16:00	4.8	173	19.0	1003
3/10/26 17:00	4.1	187	17.1	1004
3/10/26 18:00	3.5	185	13.4	1004
3/10/26 19:00	2.9	183	10.6	1005
3/10/26 20:00	2.6	203	8.3	1006
3/10/26 21:00	2.6	301	6.4	1007
3/10/26 22:00	5.2	10	7.2	1009
3/10/26 23:00	6.1	16	7.5	1010
3/11/26 0:00	5.8	17	6.2	1011
3/11/26 1:00	6.3	9	4.4	1012
3/11/26 2:00	5.4	17	3.3	1013
3/11/26 3:00	4.2	17	2.9	1013
3/11/26 4:00	5.2	19	3.0	1014
3/11/26 5:00	5.2	33	2.9	1014
3/11/26 6:00	4.7	23	2.9	1015
3/11/26 7:00	4.7	38	2.5	1015
3/11/26 8:00	4.0	37	2.0	1015
3/11/26 9:00	3.3	21	2.0	1015
3/11/26 10:00	3.6	44	2.8	1014
3/11/26 11:00	3.2	69	3.8	1014
3/11/26 12:00	4.0	53	3.6	1013
3/11/26 13:00	4.4	79	3.7	1011
3/11/26 14:00	3.6	102	4.4	1009
3/11/26 15:00	6.0	127	4.0	1008
3/11/26 16:00	5.8	134	3.7	1008
3/11/26 17:00	5.9	126	2.7	1007
3/11/26 18:00	6.6	127	2.0	1005
3/11/26 19:00	5.5	118	2.0	1004
3/11/26 20:00	3.7	120	2.0	1002
3/11/26 21:00	1.9	121	2.0	1000
3/11/26 22:00	1.6	45	2.0	999
3/11/26 23:00	2.3	352	1.6	998
3/12/26 0:00	2.4	348	1.0	996
3/12/26 1:00	2.3	350	1.0	995
3/12/26 2:00	0.6	3	0.9	994
3/12/26 3:00	1.9	7	0.9	993
3/12/26 4:00	1.8	344	0.8	991
3/12/26 5:00	ND	ND	1.0	990
3/12/26 6:00	2.0	333	1.0	989
3/12/26 7:00	1.5	228	1.4	989
3/12/26 8:00	2.6	299	1.9	991
3/12/26 9:00	1.4	290	2.0	991
3/12/26 10:00	1.8	285	2.1	992

Irving Oil Searsport Maine Terminal Fenceline Monitoring

Bangor International Airport (BGR) Meteorological Data (3/4/26 11:00 to 3/18/26 10:00)

3/12/26 11:00	ND	ND	2.7	992
3/12/26 12:00	1.1	247	3.5	993
3/12/26 13:00	2.7	303	4.7	993
3/12/26 14:00	3.9	303	5.4	994
3/12/26 15:00	5.0	318	4.0	994
3/12/26 16:00	4.2	313	2.9	994
3/12/26 17:00	5.0	311	2.2	995
3/12/26 18:00	4.3	304	1.7	996
3/12/26 19:00	5.2	316	0.5	997
3/12/26 20:00	8.1	319	-1.0	999
3/12/26 21:00	7.8	322	-1.6	1000
3/12/26 22:00	8.1	319	-2.3	1000
3/12/26 23:00	8.6	316	-3.1	1000
3/13/26 0:00	9.0	315	-3.9	1000
3/13/26 1:00	8.6	312	-4.1	1001
3/13/26 2:00	7.5	322	-4.1	1001
3/13/26 3:00	7.4	315	-4.1	1001
3/13/26 4:00	7.6	315	-4.1	1002
3/13/26 5:00	6.6	310	-4.1	1003
3/13/26 6:00	6.1	308	-5.1	1004
3/13/26 7:00	4.3	300	-4.9	1006
3/13/26 8:00	5.6	307	-3.9	1007
3/13/26 9:00	6.3	314	-2.7	1007
3/13/26 10:00	3.8	281	-1.7	1008
3/13/26 11:00	3.6	269	-0.6	1008
3/13/26 12:00	4.1	272	1.0	1008
3/13/26 13:00	3.8	247	2.0	1007
3/13/26 14:00	3.8	233	2.8	1007
3/13/26 15:00	3.5	245	2.9	1007
3/13/26 16:00	4.5	198	2.7	1007
3/13/26 17:00	5.5	173	1.3	1007
3/13/26 18:00	5.2	167	0.5	1007
3/13/26 19:00	5.3	176	0.0	1007
3/13/26 20:00	3.7	181	0.0	1007
3/13/26 21:00	2.4	163	0.0	1008
3/13/26 22:00	2.4	133	-0.4	1007
3/13/26 23:00	2.8	160	0.8	1007
3/14/26 0:00	3.5	151	0.3	1007
3/14/26 1:00	3.0	142	0.0	1006
3/14/26 2:00	3.0	136	-0.6	1004
3/14/26 3:00	3.2	135	0.0	1002
3/14/26 4:00	3.2	136	-0.1	1001
3/14/26 5:00	2.5	88	-1.0	1000
3/14/26 6:00	2.7	62	-0.4	998
3/14/26 7:00	2.2	100	0.5	997
3/14/26 8:00	3.1	183	0.9	996
3/14/26 9:00	3.0	225	1.0	996
3/14/26 10:00	4.1	251	1.1	996
3/14/26 11:00	3.8	271	2.0	997

Irving Oil Searsport Maine Terminal Fenceline Monitoring

Bangor International Airport (BGR) Meteorological Data (3/4/26 11:00 to 3/18/26 10:00)

3/14/26 12:00	3.4	282	2.4	997
3/14/26 13:00	3.1	284	2.9	997
3/14/26 14:00	3.3	278	2.5	997
3/14/26 15:00	3.0	290	4.0	998
3/14/26 16:00	4.8	305	4.3	999
3/14/26 17:00	4.3	303	4.0	1001
3/14/26 18:00	3.0	303	3.4	1002
3/14/26 19:00	2.1	293	2.8	1004
3/14/26 20:00	2.3	300	2.8	1005
3/14/26 21:00	4.5	293	2.0	1007
3/14/26 22:00	7.6	300	1.6	1009
3/14/26 23:00	7.6	310	0.9	1011
3/15/26 0:00	6.2	309	0.0	1012
3/15/26 1:00	4.7	310	-1.0	1014
3/15/26 2:00	4.5	307	-1.0	1015
3/15/26 3:00	4.6	312	-2.0	1016
3/15/26 4:00	3.9	299	-2.0	1018
3/15/26 5:00	4.6	302	-2.1	1020
3/15/26 6:00	2.9	281	-3.0	1022
3/15/26 7:00	3.6	297	-2.6	1024
3/15/26 8:00	5.1	307	-1.9	1025
3/15/26 9:00	5.7	323	-1.0	1025
3/15/26 10:00	5.1	324	0.0	1025
3/15/26 11:00	4.0	348	1.3	1025
3/15/26 12:00	2.9	327	2.1	1025
3/15/26 13:00	2.6	317	2.9	1025
3/15/26 14:00	2.4	101	3.1	1024
3/15/26 15:00	1.9	207	3.6	1024
3/15/26 16:00	2.1	161	3.9	1024
3/15/26 17:00	3.5	169	3.1	1024
3/15/26 18:00	5.1	180	1.9	1025
3/15/26 19:00	4.4	179	1.0	1025
3/15/26 20:00	3.7	171	0.9	1026
3/15/26 21:00	3.3	166	0.9	1025
3/15/26 22:00	4.0	166	0.9	1024
3/15/26 23:00	3.6	159	0.9	1023
3/16/26 0:00	4.3	156	0.9	1022
3/16/26 1:00	4.1	149	0.9	1021
3/16/26 2:00	4.3	149	1.1	1020
3/16/26 3:00	5.2	147	1.9	1019
3/16/26 4:00	5.7	152	2.0	1018
3/16/26 5:00	6.3	146	2.0	1018
3/16/26 6:00	5.9	142	2.0	1017
3/16/26 7:00	5.1	137	1.9	1015
3/16/26 8:00	3.4	144	2.6	1014
3/16/26 9:00	5.0	139	3.0	1012
3/16/26 10:00	4.6	141	4.8	1010
3/16/26 11:00	5.8	142	6.5	1008
3/16/26 12:00	7.6	156	8.0	1006

Irving Oil Searsport Maine Terminal Fenceline Monitoring

Bangor International Airport (BGR) Meteorological Data (3/4/26 11:00 to 3/18/26 10:00)

3/16/26 13:00	5.8	162	8.6	1004
3/16/26 14:00	6.7	166	9.5	1002
3/16/26 15:00	6.8	174	9.7	1001
3/16/26 16:00	6.8	178	9.0	1000
3/16/26 17:00	7.6	173	9.0	999
3/16/26 18:00	7.4	173	9.1	998
3/16/26 19:00	6.8	171	9.1	998
3/16/26 20:00	8.1	173	9.8	997
3/16/26 21:00	9.8	177	10.6	996
3/16/26 22:00	7.4	176	10.8	994
3/16/26 23:00	9.4	180	11.4	992
3/17/26 0:00	9.7	178	12.0	990
3/17/26 1:00	10.5	180	11.8	989
3/17/26 2:00	8.4	180	11.9	987
3/17/26 3:00	10.6	185	12.0	986
3/17/26 4:00	12.3	181	12.0	984
3/17/26 5:00	13.9	181	11.9	983
3/17/26 6:00	10.2	181	11.1	983
3/17/26 7:00	9.0	177	10.2	984
3/17/26 8:00	8.4	185	9.6	985
3/17/26 9:00	8.0	209	10.0	987
3/17/26 10:00	7.5	230	9.0	988
3/17/26 11:00	6.9	257	7.8	989
3/17/26 12:00	6.3	259	7.8	990
3/17/26 13:00	6.3	251	8.0	991
3/17/26 14:00	6.2	250	7.5	991
3/17/26 15:00	5.9	253	7.2	992
3/17/26 16:00	5.4	265	6.3	993
3/17/26 17:00	5.3	284	5.1	994
3/17/26 18:00	6.0	294	2.8	997
3/17/26 19:00	4.5	284	1.0	999
3/17/26 20:00	5.5	297	-0.7	1001
3/17/26 21:00	6.8	300	-2.3	1003
3/17/26 22:00	6.5	295	-3.9	1005
3/17/26 23:00	5.8	305	-5.9	1006
3/18/26 0:00	7.2	308	-7.5	1008
3/18/26 1:00	5.4	310	-8.1	1009
3/18/26 2:00	5.9	305	-8.6	1010
3/18/26 3:00	4.1	303	-9.1	1011
3/18/26 4:00	3.2	303	-9.0	1013
3/18/26 5:00	3.7	299	-9.0	1014
3/18/26 6:00	4.4	298	-9.0	1016
3/18/26 7:00	3.4	305	-9.0	1017
3/18/26 8:00	6.8	314	-8.1	1018
3/18/26 9:00	5.4	303	-7.1	1019
3/18/26 10:00	6.0	322	-6.1	1020

Irving Oil Searsport Maine Terminal Fenceline Monitoring
Bangor International Airport (BGR) Meteorological Data (3/4/26 11:00 to 3/18/26 10:00)

BGR Wind Rose 3/4/26 11:00 - 3/18/26 10:00

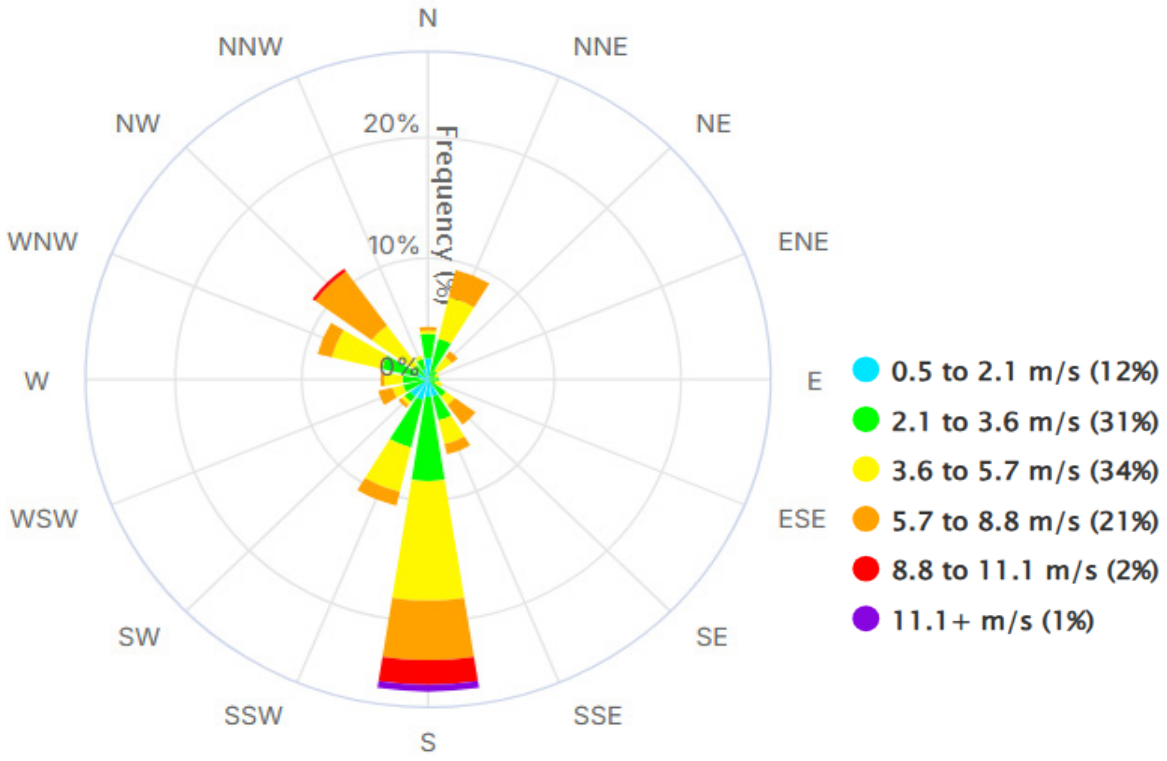

IRVING OIL TERMINALS INC. – SEARSPORT MARINE TERMINAL

SITE COORIDNATES

Irving Oil Searsport Maine Terminal Fenceline Monitoring

Several monitors are intentionally spaced closer than nominal Tank Farm spacing criteria to address site specific risk drivers, including tanks located within 50 meters of the fenceline and known fugitive emission pathways, consistent with Maine Chapter 171 implementation guidance.

Terminal Fenceline Perimeter Length = 1,498 m
Terminal Fenceline Area = 27.9 Acres
Monitor Location Method: EPA Method 325A Option 2
Spacing Between Monitors: 124.8 m (± 12.5 m)

Tank Farms 1 and 3

Sampling Station	Target Compounds	Latitude	Longitude	Distances from Previoius Site (m)	Notes
Site 1	BTEX	44.459525°	-68.899553°	129.8	The distance between the closest tanks and Site 1 and Fenceline is >50 m.
Site 2	BTEX	44.458983°	-68.898564°	125.5	The distance between the closest tanks and Site 2 and Fenceline is >50 m.
Site 3	BTEX	44.457892°	-68.898464°	125.5	The distance between the closest tanks and Site 3 and Fenceline is >50 m.
Site 4	BTEX	44.456853°	-68.898425°	123.9	The distance between the closest tanks and Site 4 and Fenceline is >50 m.
Site 5	BTEX	44.455831°	-68.898528°	125.3	The distance between the closest tanks and Site 5 and Fenceline is >50 m.
Site 6	BTEX	44.454886°	-68.899292°	124.8	The distance between the closest tanks and Site 6 and Fenceline is >50 m.
Site 7	BTEX	44.455697°	-68.899986°	123.9	The distance between the closest tanks and Site 7 and Fenceline is <50 m.
Site 8	BTEX	44.455589°	-68.900656°	62.0 (to Site 7) 61.7 (to Site 9)	Additional Site located halfway between Sites 7 and 9 to capture potential fugitive emissions from sources located <50 m from the fenceline.
Site 9	BTEX	44.455517°	-68.901358°	123.7 (to Site 7)	The distance between the closest tanks and Site 8 and Fenceline is <50 m.
Site 10	BTEX	44.455925°	-68.901736°	62.1 (to Site 9) 61.2 (to Site 11)	Additional Site located halfway between Sites 9 and 11 to capture potential fugitive emissions from sources located <50 m from the fenceline.

Irving Oil Searsport Maine Terminal Fenceline Monitoring

Several monitors are intentionally spaced closer than nominal Tank Farm spacing criteria to address site specific risk drivers, including tanks located within 50 meters of the fenceline and known fugitive emission pathways, consistent with Maine Chapter 171 implementation guidance.

Terminal Fenceline Perimeter Length = 1,498 m
Terminal Fenceline Area = 27.9 Acres
Monitor Location Method: EPA Method 325A Option 2
Spacing Between Monitors: 124.8 m (± 12.5 m)

Tank Farms 1 and 3

Sampling Station	Target Compounds	Latitude	Longitude	Distances from Previoius Site (m)	Notes
Site 11	BTEX	44.456475°	-68.901686°	123.3 (to Site 9)	The distance between the closest tanks and Site 11 and Fenceline is <50 m.
Site 12	BTEX	44.457586°	-68.901592°	124	The distance between the closest tanks and Site 12 and Fenceline is >50 m.
Site 13	BTEX	44.458700°	-68.901494°	124	The distance between the closest tanks and Site 13 and Fenceline is >50 m.
Site 14	BTEX	44.459442°	-68.900939°	124.3	The distance between the closest tanks and Site 14 and Fenceline is >50 m.

Tank Farm 2

Terminal Fenceline Perimeter Length = 542 m
Terminal Fenceline Area = 4.9 Acres
Monitor Location Method: EPA Method 325A Option 2
Spacing Between Monitors: 180.7 m (± 18.1 m)

Sampling Station	Target Compounds	Latitude	Longitude	Distance from Previous Site (m)	Notes
Site 15	BTEX	44.452383°	-68.907823°	180.8	The distance between the closest tank and Site 15 is 48 m. The 2 tanks are <50 m from the nearest fenceline.
Site 16	BTEX	44.453510°	-68.908468°	180.4	The distance between the closest tank and Site 16 is 46 m. The closest tank is <50 m from the nearest fenceline.
Site 17	BTEX	44.453418°	-68.906950°	180.8	The distance between the closest tank and Site 17 is 45 m. The closest tank is <50 m from the nearest fenceline.

Aerial View of the Irving Oil Tank Farm 1 and 3 Sampling Locations

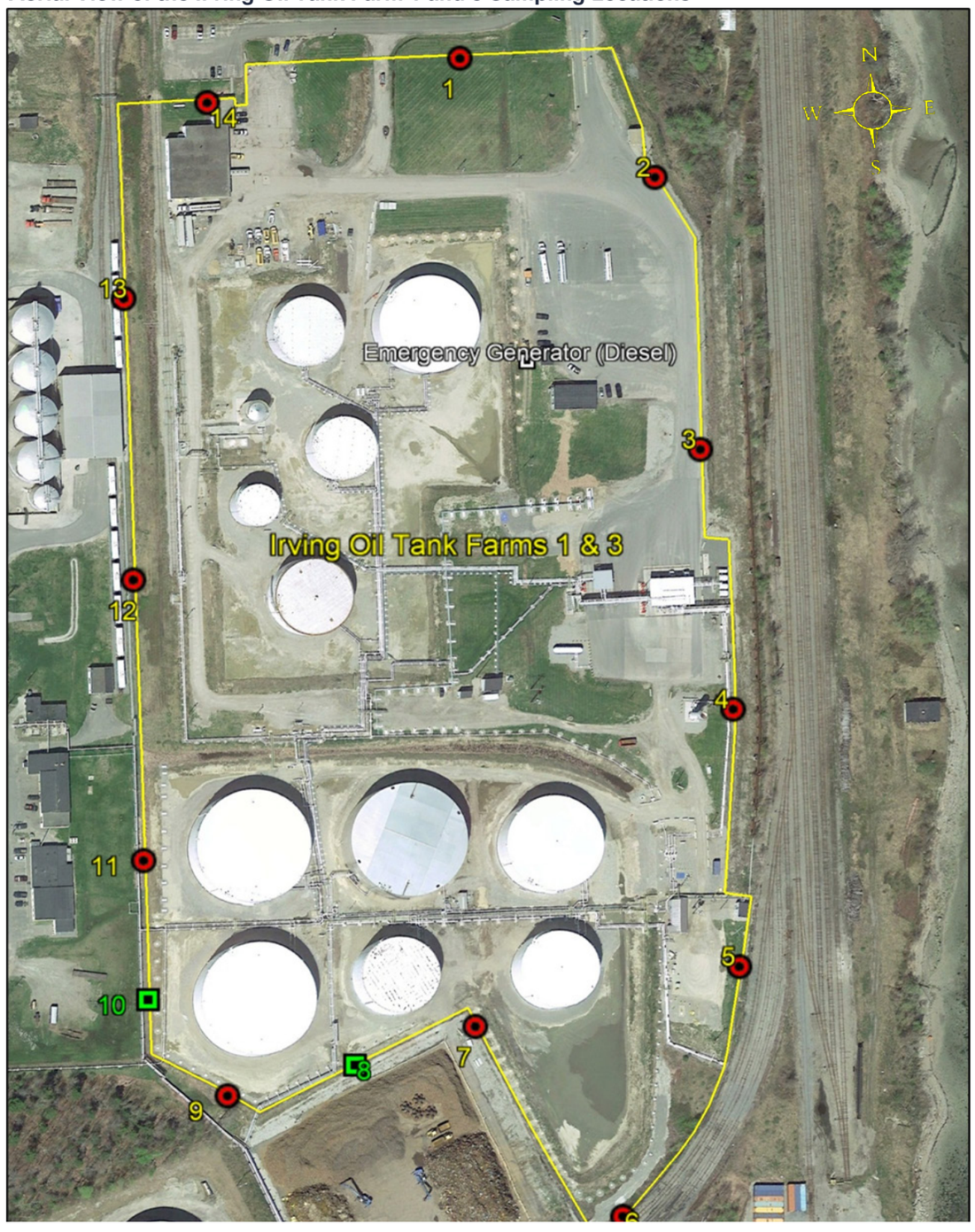

Aerial View of the Irving Oil Tank Farm 2 Sampling Locations

APPENDIX A – LAB RESULTS

Irving Oil – Searsport

52 Station Ave
Searsport, ME 04974

Sampling Event 34 Irving Oil - Searsport

Client Project# PROJ-050105
Samples Received: 1/7/2026

Analytical Report
2026GG101

EPA Method 325B Analysis

Report Issue Date: 1/16/2026

I certify that to the best of my knowledge all analytical data presented in this report have been checked for completeness, accuracy, errors and legibility in addition to having been conducted in accordance with approved protocol, and that all deviations and analytical problems are summarized in the appropriate narrative(s). This report shall not be reproduced except in full without approval of the laboratory. This will provide assurance that parts of the report are not taken out of context.

Amendment(s):

Signature: Brianna Berry

QA REVIEW PERFORMED BY
Brianna Berry
QA Associate I

ENTHALPY ANALYTICAL

Matt Cavanaugh
Matthew.Cavanaugh@enthalpy.com / www.enthalpy.com
O: (919) 850-4392
Enthalpy Analytical
800 Capitola Drive Suite 1 Durham, NC 27713

Table of Contents

Case Narrative . . . 3
Results . . . 6
    Summary of Results . . . 7
    Detailed Results . . . 8
QC Data . . . 12
Chromatograms . . . 15
Initial Calibration . . . 82
Sample Custody . . . 85
    Chain of Custody . . . 86

Narrative Summary

Enthalpy Analytical Narrative Summary

Company	Montrose Air Quality Services, LLC - New Jersey
Job No.	2026GG101-1
Client ID.	PROJ-050105 Site: Irving Oil - Searsport

1. Custody

The samples were received at Enthalpy Analytical on January 7, 2026 at 19.5 °C. The samples were received in good condition. Prior to, during, and after analysis, the samples were kept under lock with access only to authorized personnel by Enthalpy Analytical, LLC

Table 1 - Sample Inventory

Sample ID	Tube ID	Sample Type
IRVSEA-1-S-20251223	C01688	Sample
IRVSEA-2-S-20251223	C36987	Sample
IRVSEA-2-D-20251223	C43595	Duplicate
IRVSEA-2-B-20251223	B32880	Blank
IRVSEA-3-S-20251223	C53680	Sample
IRVSEA-4-S-20251223	C70152	Sample
IRVSEA-5-S-20251223	C20560	Sample
IRVSEA-6-S-20251223	C70013	Sample
IRVSEA-7-S-20251223	B37598	Sample
IRVSEA-8-S-20251223	C71595	Sample
IRVSEA-8-D-20251223	C53727	Duplicate
IRVSEA-8-B-20251223	C57097	Blank
IRVSEA-9-S-20251223	B52887	Sample
IRVSEA-10-S-20251223	C57588	Sample
IRVSEA-11-S-20251223	C01655	Sample
IRVSEA-12-S-20251223	B50901	Sample
IRVSEA-13-S-20251223	C20578	Sample
IRVSEA-14-S-20251223	C68609	Sample
IRVSEA-15-S-20251223	B49557	Sample
IRVSEA-16-S-20251223	B46151	Sample
IRVSEA-17-S-20251223	C40526	Sample

2. Analysis

The samples were analyzed for Benzene, Toluene, Ethylbenzene, m-/p-Xylenes, and o-Xylene using EPA Method 325B – Volatile Organic Compounds from Fugitive and Area Sources by Thermal Desorption and GC/MS. A copy of the acquisition method M325B-MTD is not included in this report but may be available upon request.

The sample tube media used for this sampling period was CarbopackX. All calibration standards and laboratory QC were prepared using the same media.

Enthalpy Analytical Narrative Summary

Company	Montrose Air Quality Services, LLC - New Jersey
Job No.	2026GG101-1
Client ID.	PROJ-050105 Site: Irving Oil - Searsport

3. Calibration

All BFB tune criteria have been met for this analysis.

The initial calibration (F121725A_CC185154) met all 30% RSD criteria. The initial calibration verification met ±30% recovery criteria. The continuing calibration verifications met 30% difference criteria. The initial and continuing calibration raw data are not included in this report but are available upon request.

4. QC Notes

All quality control criteria required by the method and/or the laboratory SOP have been met unless noted otherwise below.

5. Reporting Notes

All tubes used for this sampling period met the method criteria for number of uses; no tube exceeded 50 field uses.

As specified in EPA Method 325B, the response factor of the daily continuing calibration standard was used to quantitate all field samples and blanks.

All samples were reported as amount in ng catch, and concentration in ug/m³ and ppbv.

The results presented in this report are representative of the samples as provided to the laboratory. These analyses met the requirements of the TNI Standard. Any deviations from the requirements of the reference method or TNI Standard have been stated above.

Enthalpy Analytical, located at 800 Capitola Drive, Suite 1, Durham NC, 27713 is accredited by the Louisiana Department of Environmental Quality (LDEQ) for EPA Method 325B for all analytes included in this report under **Certificate Number 04010**.

Results

Enthalpy Analytical

Company: Montrose Air Quality Services, LLC - New Jersey
Job No.: 2026GG101-1 EPA Method 325B Analysis
Client No.: PROJ-050105 Site: Irving Oil - Searsport

Summary

Sample Code	Tube ID	Benzene		Toluene		Ethylbenzene		m-/p-Xylenes		o-Xylene	
		(ug/m³)	Flag	(ug/m³)	Flag	(ug/m³)	Flag	(ug/m³)	Flag	(ug/m³)	Flag
IRVSEA-1-S-20251223	C01688	0.531		0.493	J	0.287	ND	0.287	ND	0.287	ND
IRVSEA-2-S-20251223	C36987	0.535		0.814		0.287	ND	0.287	ND	0.287	ND
IRVSEA-2-D-20251223	C43595	0.550		0.831		0.287	ND	0.287	ND	0.287	ND
IRVSEA-2-B-20251223	B32880	0.197	ND	0.373	J	0.287	ND	0.287	ND	0.287	ND
IRVSEA-3-S-20251223	C53680	0.783		1.39		0.287	ND	0.550	J	0.287	ND
IRVSEA-4-S-20251223	C70152	0.855		2.72		0.456	J	1.51		0.602	J
IRVSEA-5-S-20251223	C20560	0.807		2.32		0.360	J	0.808		0.323	J
IRVSEA-6-S-20251223	C70013	0.867		3.10		0.542	J	1.79		0.709	
IRVSEA-7-S-20251223	B37598	1.46		6.80		1.08		3.23		1.28	
IRVSEA-8-S-20251223	C71595	3.25		17.8		3.20		11.0		4.08	
IRVSEA-8-D-20251223	C53727	3.15		17.1		2.89		9.45		3.64	
IRVSEA-8-B-20251223	C57097	0.197	ND	0.254	ND	0.287	ND	0.287	ND	0.287	ND
IRVSEA-9-S-20251223	B52887	1.29		4.76		0.696		2.02		0.816	
IRVSEA-10-S-20251223	C57588	2.11		8.89		1.33		4.46		1.76	
IRVSEA-11-S-20251223	C01655	1.01		3.76		0.560	J	1.59		0.636	J
IRVSEA-12-S-20251223	B50901	0.524		0.765		0.287	ND	0.287	ND	0.287	ND
IRVSEA-13-S-20251223	C20578	0.523		0.744		0.287	ND	0.287	ND	0.287	ND
IRVSEA-14-S-20251223	C68609	0.560		0.734		0.287	ND	0.287	ND	0.287	ND
IRVSEA-15-S-20251223	B49557	0.521		0.744		0.287	ND	0.287	ND	0.287	ND
IRVSEA-16-S-20251223	B46151	0.474		0.483	J	0.287	ND	0.287	ND	0.287	ND
IRVSEA-17-S-20251223	C40526	0.433	J	0.458	J	0.287	ND	0.287	ND	0.287	ND

J: Estimated Value - The analyte was detected between the Method Detection Limit and Reporting Limit
ND: The analyte was not present above the Method Detection Limit

Enthalpy Analytical

Company: Montrose Air Quality Services, LLC - New Jersey
Job No.: 2026GG101-1 EPA Method 325B Analysis
Client No.: PROJ-050105 Site: Irving Oil - Searsport

Benzene

Sample Code	Tube ID	Conc (ug/m³)	Conc (ppbv)	Calc Amt (ng)	Temp (°F)	Uptake Rate (mL/min	Sample Time (min)	LOD (ug/m³)	LOQ (ug/m³)	LOD (ppbv)	LOQ (ppbv)	Flags	Data File	Inj DateTime	CCV RRF	Ret Time (min)	Target Area	ISTD Area	ISTD Amt	ISTD RT	ISTD Change
IRVSEA-1-S-20251223	C01688	0.531	0.166	6.73	13.0	0.629	20146	0.197	0.471	0.0618	0.147		F2600079.D	2026-01-08 16:02	0.814	7.945	52945	544098	56.3	7.883	-1.4%
IRVSEA-2-S-20251223	C36987	0.535	0.167	6.77	13.0	0.629	20147	0.197	0.471	0.0618	0.147		F2600080.D	2026-01-08 16:27	0.814	7.944	53282	544241	56.3	7.883	-1.4%
IRVSEA-2-D-20251223	C43595	0.550	0.172	6.96	13.0	0.629	20147	0.197	0.471	0.0618	0.147		F2600081.D	2026-01-08 16:52	0.814	7.944	54694	543333	56.3	7.883	-1.6%
IRVSEA-2-B-20251223	B32880	0.197	0.0618		13.0	0.629	20147	0.197	0.471	0.0618	0.147	ND	F2600078.D	2026-01-08 15:36	0.814	7.938	5439	544923	56.3	7.883	-1.3%
IRVSEA-3-S-20251223	C53680	0.783	0.245	9.91	13.0	0.629	20144	0.197	0.471	0.0618	0.147		F2600082.D	2026-01-08 17:18	0.814	7.945	77588	541446	56.3	7.883	-1.9%
IRVSEA-4-S-20251223	C70152	0.855	0.268	10.8	13.0	0.629	20145	0.197	0.471	0.0618	0.147		F2600083.D	2026-01-08 17:43	0.814	7.945	85759	547837	56.3	7.883	-0.8%
IRVSEA-5-S-20251223	C20560	0.807	0.253	10.2	13.0	0.629	20147	0.197	0.471	0.0618	0.147		F2600084.D	2026-01-08 18:08	0.814	7.945	81215	549750	56.3	7.883	-0.4%
IRVSEA-6-S-20251223	C70013	0.867	0.272	11.0	13.0	0.629	20151	0.197	0.471	0.0618	0.147		F2600085.D	2026-01-08 18:35	0.814	7.944	87630	551582	56.3	7.889	-0.1%
IRVSEA-7-S-20251223	B37598	1.46	0.457	18.5	13.0	0.629	20157	0.197	0.470	0.0618	0.147		F2600086.D	2026-01-08 19:00	0.814	7.945	146273	547078	56.3	7.883	-0.9%
IRVSEA-8-S-20251223	C71595	3.25	1.02	41.2	13.0	0.629	20158	0.197	0.470	0.0618	0.147		F2600087.D	2026-01-08 19:25	0.814	7.945	328618	551848	56.3	7.890	0.0%
IRVSEA-8-D-20251223	C53727	3.15	0.987	39.9	13.0	0.629	20158	0.197	0.470	0.0618	0.147		F2600088.D	2026-01-08 19:51	0.814	7.945	318912	552548	56.3	7.890	0.1%
IRVSEA-8-B-20251223	C57097	0.197	0.0618		13.0	0.629	20158	0.197	0.470	0.0618	0.147	ND	F2600089.D	2026-01-08 20:16	0.814	7.945	3631	552191	56.3	7.883	0.0%
IRVSEA-9-S-20251223	B52887	1.29	0.404	16.3	13.0	0.629	20157	0.197	0.470	0.0618	0.147		F2600091.D	2026-01-08 21:07	0.814	7.945	130161	551268	56.3	7.883	-0.1%
IRVSEA-10-S-20251223	C57588	2.11	0.662	26.8	13.0	0.629	20205	0.197	0.469	0.0616	0.147		F2600092.D	2026-01-08 21:32	0.814	7.944	212221	546899	56.3	7.889	-0.9%
IRVSEA-11-S-20251223	C01655	1.01	0.317	12.8	13.0	0.629	20158	0.197	0.470	0.0618	0.147		F2600093.D	2026-01-08 21:57	0.814	7.944	103148	556785	56.3	7.889	0.9%
IRVSEA-12-S-20251223	B50901	0.524	0.164	6.64	13.0	0.629	20156	0.197	0.471	0.0618	0.147		F2600094.D	2026-01-08 22:23	0.814	7.944	53582	557977	56.3	7.883	1.1%
IRVSEA-13-S-20251223	C20578	0.523	0.164	6.62	13.0	0.629	20158	0.197	0.470	0.0618	0.147		F2600095.D	2026-01-08 22:48	0.814	7.944	52541	548831	56.3	7.883	-0.6%
IRVSEA-14-S-20251223	C68609	0.560	0.175	7.09	13.0	0.629	20158	0.197	0.470	0.0618	0.147		F2600096.D	2026-01-08 23:14	0.814	7.944	56847	554421	56.3	7.889	0.4%
IRVSEA-15-S-20251223	B49557	0.521	0.163	6.60	13.0	0.629	20171	0.197	0.470	0.0617	0.147		F2600097.D	2026-01-08 23:40	0.814	7.945	52522	550387	56.3	7.883	-0.3%
IRVSEA-16-S-20251223	B46151	0.474	0.148	6.01	13.0	0.629	20172	0.197	0.470	0.0617	0.147		F2600098.D	2026-01-09 00:05	0.814	7.945	47633	548439	56.3	7.883	-0.6%
IRVSEA-17-S-20251223	C40526	0.433	0.136	5.49	13.0	0.629	20173	0.197	0.470	0.0617	0.147	J	F2600099.D	2026-01-09 00:31	0.814	7.944	43849	552401	56.3	7.883	0.1%

Toluene

Sample Code	Tube ID	Conc (ug/m³)	Conc (ppbv)	Calc Amt (ng)	Temp (°F)	Uptake Rate (mL/min	Sample Time (min)	LOD (ug/m³)	LOQ (ug/m³)	LOD (ppbv)	LOQ (ppbv)	Flags	Data File	Inj DateTime	CCV RRF	Ret Time (min)	Target Area	ISTD Area	ISTD Amt	ISTD RT	ISTD Change
IRVSEA-1-S-20251223	C01688	0.493	0.131	4.85	13.0	0.488	20146	0.254	0.533	0.0675	0.141	J	F2600079.D	2026-01-08 16:02	0.967	10.661	42836	603266	66.1	10.569	-1.5%
IRVSEA-2-S-20251223	C36987	0.814	0.216	8.00	13.0	0.488	20147	0.254	0.533	0.0675	0.141		F2600080.D	2026-01-08 16:27	0.967	10.661	70487	601591	66.1	10.569	-1.8%
IRVSEA-2-D-20251223	C43595	0.831	0.221	8.17	13.0	0.488	20147	0.254	0.533	0.0675	0.141		F2600081.D	2026-01-08 16:52	0.967	10.667	71786	600578	66.1	10.569	-1.9%
IRVSEA-2-B-20251223	B32880	0.373	0.0991	3.67	13.0	0.488	20147	0.254	0.533	0.0675	0.141	J	F2600078.D	2026-01-08 15:36	0.967	10.667	32406	603605	66.1	10.569	-1.4%
IRVSEA-3-S-20251223	C53680	1.39	0.368	13.6	13.0	0.488	20144	0.254	0.533	0.0675	0.141		F2600082.D	2026-01-08 17:18	0.967	10.661	119839	600134	66.1	10.569	-2.0%
IRVSEA-4-S-20251223	C70152	2.72	0.722	26.7	13.0	0.488	20145	0.254	0.533	0.0675	0.141		F2600083.D	2026-01-08 17:43	0.967	10.667	238832	610184	66.1	10.569	-0.4%
IRVSEA-5-S-20251223	C20560	2.32	0.615	22.8	13.0	0.488	20147	0.254	0.533	0.0675	0.141		F2600084.D	2026-01-08 18:08	0.967	10.667	202676	608048	66.1	10.575	-0.7%
IRVSEA-6-S-20251223	C70013	3.10	0.823	30.5	13.0	0.488	20151	0.254	0.533	0.0675	0.141		F2600085.D	2026-01-08 18:35	0.967	10.667	271516	608562	66.1	10.569	-0.6%
IRVSEA-7-S-20251223	B37598	6.80	1.81	66.9	13.0	0.488	20157	0.254	0.532	0.0675	0.141		F2600086.D	2026-01-08 19:00	0.967	10.661	594395	607023	66.1	10.569	-0.9%
IRVSEA-8-S-20251223	C71595	17.8	4.72	175	13.0	0.488	20158	0.254	0.532	0.0675	0.141		F2600087.D	2026-01-08 19:25	0.967	10.661	1569256	612809	66.1	10.569	0.1%
IRVSEA-8-D-20251223	C53727	17.1	4.54	168	13.0	0.488	20158	0.254	0.532	0.0675	0.141		F2600088.D	2026-01-08 19:51	0.967	10.667	1492780	606851	66.1	10.569	-0.9%
IRVSEA-8-B-20251223	C57097	0.254	0.0675		13.0	0.488	20158	0.254	0.532	0.0675	0.141	ND	F2600089.D	2026-01-08 20:16	0.967	10.667	5270	606718	66.1	10.575	-0.9%
IRVSEA-9-S-20251223	B52887	4.76	1.26	46.8	13.0	0.488	20157	0.254	0.532	0.0675	0.141		F2600091.D	2026-01-08 21:07	0.967	10.661	423380	617943	66.1	10.569	0.9%
IRVSEA-10-S-20251223	C57588	8.89	2.36	87.7	13.0	0.488	20205	0.254	0.531	0.0673	0.141		F2600092.D	2026-01-08 21:32	0.967	10.667	789827	615556	66.1	10.569	0.5%
IRVSEA-11-S-20251223	C01655	3.76	0.998	37.0	13.0	0.488	20158	0.254	0.532	0.0675	0.141		F2600093.D	2026-01-08 21:57	0.967	10.667	331907	613555	66.1	10.575	0.2%
IRVSEA-12-S-20251223	B50901	0.765	0.203	7.52	13.0	0.488	20156	0.254	0.532	0.0675	0.141		F2600094.D	2026-01-08 22:23	0.967	10.667	67921	616683	66.1	10.569	0.7%

Enthalpy Analytical

Company: Montrose Air Quality Services, LLC - New Jersey
Job No.: 2026GG101-1 EPA Method 325B Analysis
Client No.: PROJ-050105 Site: Irving Oil - Searsport

Toluene

Sample Code	Tube ID	Conc (ug/m³)	Conc (ppbv)	Calc Amt (ng)	Temp (°F)	Uptake Rate (mL/min	Sample Time (min)	LOD (ug/m³)	LOQ (ug/m³)	LOD (ppbv)	LOQ (ppbv)	Flags	Data File	Inj DateTime	CCV RRF	Ret Time (min)	Target Area	ISTD Area	ISTD Amt	ISTD RT	ISTD Change
IRVSEA-13-S-20251223	C20578	0.744	0.198	7.32	13.0	0.488	20158	0.254	0.532	0.0675	0.141		F2600095.D	2026-01-08 22:48	0.967	10.667	65928	615076	66.1	10.569	0.4%
IRVSEA-14-S-20251223	C68609	0.734	0.195	7.22	13.0	0.488	20158	0.254	0.532	0.0675	0.141		F2600096.D	2026-01-08 23:14	0.967	10.660	64326	608786	66.1	10.569	-0.6%
IRVSEA-15-S-20251223	B49557	0.744	0.198	7.33	13.0	0.488	20171	0.254	0.532	0.0674	0.141		F2600097.D	2026-01-08 23:40	0.967	10.661	65766	613234	66.1	10.563	0.1%
IRVSEA-16-S-20251223	B46151	0.483	0.128	4.76	13.0	0.488	20172	0.254	0.532	0.0674	0.141	J	F2600098.D	2026-01-09 00:05	0.967	10.667	42290	607095	66.1	10.569	-0.9%
IRVSEA-17-S-20251223	C40526	0.458	0.122	4.51	13.0	0.488	20173	0.254	0.532	0.0674	0.141	J	F2600099.D	2026-01-09 00:31	0.967	10.673	40305	610779	66.1	10.575	-0.3%

Ethylbenzene

Sample Code	Tube ID	Conc (ug/m³)	Conc (ppbv)	Calc Amt (ng)	Temp (°F)	Uptake Rate (mL/min	Sample Time (min)	LOD (ug/m³)	LOQ (ug/m³)	LOD (ppbv)	LOQ (ppbv)	Flags	Data File	Inj DateTime	CCV RRF	Ret Time (min)	Target Area	ISTD Area	ISTD Amt	ISTD RT	ISTD Change
IRVSEA-1-S-20251223	C01688	0.287	0.0662		13.0	0.432	20146	0.287	0.626	0.0662	0.144	ND	F2600079.D	2026-01-08 16:02	1.139	12.851	6776	603266	66.1	10.569	-1.5%
IRVSEA-2-S-20251223	C36987	0.287	0.0662		13.0	0.432	20147	0.287	0.626	0.0662	0.144	ND	F2600080.D	2026-01-08 16:27	1.139	12.851	11415	601591	66.1	10.569	-1.8%
IRVSEA-2-D-20251223	C43595	0.287	0.0662		13.0	0.432	20147	0.287	0.626	0.0662	0.144	ND	F2600081.D	2026-01-08 16:52	1.139	12.851	11571	600578	66.1	10.569	-1.9%
IRVSEA-2-B-20251223	B32880	0.287	0.0662		13.0	0.432	20147	0.287	0.626	0.0662	0.144	ND	F2600078.D	2026-01-08 15:36	1.139	12.857	1594	603605	66.1	10.569	-1.4%
IRVSEA-3-S-20251223	C53680	0.287	0.0663		13.0	0.432	20144	0.287	0.626	0.0663	0.144	ND	F2600082.D	2026-01-08 17:18	1.139	12.851	18093	600134	66.1	10.569	-2.0%
IRVSEA-4-S-20251223	C70152	0.456	0.105	3.97	13.0	0.432	20145	0.287	0.626	0.0662	0.144	J	F2600083.D	2026-01-08 17:43	1.139	12.851	41724	610184	66.1	10.569	-0.4%
IRVSEA-5-S-20251223	C20560	0.360	0.0830	3.13	13.0	0.432	20147	0.287	0.626	0.0662	0.144	J	F2600084.D	2026-01-08 18:08	1.139	12.851	32849	608048	66.1	10.575	-0.7%
IRVSEA-6-S-20251223	C70013	0.542	0.125	4.71	13.0	0.432	20151	0.287	0.626	0.0662	0.144	J	F2600085.D	2026-01-08 18:35	1.139	12.851	49427	608562	66.1	10.569	-0.6%
IRVSEA-7-S-20251223	B37598	1.08	0.249	9.42	13.0	0.432	20157	0.287	0.626	0.0662	0.144		F2600086.D	2026-01-08 19:00	1.139	12.851	98552	607023	66.1	10.569	-0.9%
IRVSEA-8-S-20251223	C71595	3.20	0.738	27.9	13.0	0.432	20158	0.287	0.625	0.0662	0.144		F2600087.D	2026-01-08 19:25	1.139	12.851	294408	612809	66.1	10.569	0.1%
IRVSEA-8-D-20251223	C53727	2.89	0.665	25.1	13.0	0.432	20158	0.287	0.625	0.0662	0.144		F2600088.D	2026-01-08 19:51	1.139	12.851	262767	606851	66.1	10.569	-0.9%
IRVSEA-8-B-20251223	C57097	0.287	0.0662		13.0	0.432	20158	0.287	0.625	0.0662	0.144	ND	F2600089.D	2026-01-08 20:16	1.139	12.851	859	606718	66.1	10.575	-0.9%
IRVSEA-9-S-20251223	B52887	0.696	0.161	6.06	13.0	0.432	20157	0.287	0.626	0.0662	0.144		F2600091.D	2026-01-08 21:07	1.139	12.851	64562	617943	66.1	10.569	0.9%
IRVSEA-10-S-20251223	C57588	1.33	0.307	11.6	13.0	0.432	20205	0.287	0.624	0.0661	0.144		F2600092.D	2026-01-08 21:32	1.139	12.851	123320	615556	66.1	10.569	0.5%
IRVSEA-11-S-20251223	C01655	0.560	0.129	4.87	13.0	0.432	20158	0.287	0.625	0.0662	0.144	J	F2600093.D	2026-01-08 21:57	1.139	12.851	51504	613555	66.1	10.575	0.2%
IRVSEA-12-S-20251223	B50901	0.287	0.0662		13.0	0.432	20156	0.287	0.626	0.0662	0.144	ND	F2600094.D	2026-01-08 22:23	1.139	12.851	10797	616683	66.1	10.569	0.7%
IRVSEA-13-S-20251223	C20578	0.287	0.0662		13.0	0.432	20158	0.287	0.625	0.0662	0.144	ND	F2600095.D	2026-01-08 22:48	1.139	12.851	5618	615076	66.1	10.569	0.4%
IRVSEA-14-S-20251223	C68609	0.287	0.0662		13.0	0.432	20158	0.287	0.625	0.0662	0.144	ND	F2600096.D	2026-01-08 23:14	1.139	12.851	10429	608786	66.1	10.569	-0.6%
IRVSEA-15-S-20251223	B49557	0.287	0.0662		13.0	0.432	20171	0.287	0.625	0.0662	0.144	ND	F2600097.D	2026-01-08 23:40	1.139	12.851	8920	613234	66.1	10.563	0.1%
IRVSEA-16-S-20251223	B46151	0.287	0.0662		13.0	0.432	20172	0.287	0.625	0.0662	0.144	ND	F2600098.D	2026-01-09 00:05	1.139	12.851	9050	607095	66.1	10.569	-0.9%
IRVSEA-17-S-20251223	C40526	0.287	0.0662		13.0	0.432	20173	0.287	0.625	0.0662	0.144	ND	F2600099.D	2026-01-09 00:31	1.139	12.851	6620	610779	66.1	10.575	-0.3%

m-/p-Xylenes

Sample Code	Tube ID	Conc (ug/m³)	Conc (ppbv)	Calc Amt (ng)	Temp (°F)	Uptake Rate (mL/min	Sample Time (min)	LOD (ug/m³)	LOQ (ug/m³)	LOD (ppbv)	LOQ (ppbv)	Flags	Data File	Inj DateTime	CCV RRF	Ret Time (min)	Target Area	ISTD Area	ISTD Amt	ISTD RT	ISTD Change
IRVSEA-1-S-20251223	C01688	0.287	0.0662		13.0	0.432	20146	0.287	0.701	0.0662	0.162	ND	F2600079.D	2026-01-08 16:02	0.925	13.029	8607	603266	66.1	10.569	-1.5%
IRVSEA-2-S-20251223	C36987	0.287	0.0662		13.0	0.432	20147	0.287	0.701	0.0662	0.162	ND	F2600080.D	2026-01-08 16:27	0.925	13.028	19418	601591	66.1	10.569	-1.8%
IRVSEA-2-D-20251223	C43595	0.287	0.0662		13.0	0.432	20147	0.287	0.701	0.0662	0.162	ND	F2600081.D	2026-01-08 16:52	0.925	13.028	19678	600578	66.1	10.569	-1.9%
IRVSEA-2-B-20251223	B32880	0.287	0.0662		13.0	0.432	20147	0.287	0.701	0.0662	0.162	ND	F2600078.D	2026-01-08 15:36	0.925	13.028	1519	603605	66.1	10.569	-1.4%
IRVSEA-3-S-20251223	C53680	0.550	0.127	4.79	13.0	0.432	20144	0.287	0.701	0.0663	0.162	J	F2600082.D	2026-01-08 17:18	0.925	13.028	40206	600134	66.1	10.569	-2.0%
IRVSEA-4-S-20251223	C70152	1.51	0.348	13.1	13.0	0.432	20145	0.287	0.701	0.0662	0.162		F2600083.D	2026-01-08 17:43	0.925	13.029	112118	610184	66.1	10.569	-0.4%
IRVSEA-5-S-20251223	C20560	0.808	0.186	7.02	13.0	0.432	20147	0.287	0.701	0.0662	0.162		F2600084.D	2026-01-08 18:08	0.925	13.028	59781	608048	66.1	10.575	-0.7%

Enthalpy Analytical

Company: Montrose Air Quality Services, LLC - New Jersey
Job No.: 2026GG101-1 EPA Method 325B Analysis
Client No.: PROJ-050105 Site: Irving Oil - Searsport

m-/p-Xylenes

Sample Code	Tube ID	Conc (ug/m³)	Conc (ppbv)	Calc Amt (ng)	Temp (°F)	Uptake Rate (mL/min	Sample Time (min)	LOD (ug/m³)	LOQ (ug/m³)	LOD (ppbv)	LOQ (ppbv)	Flags	Data File	Inj DateTime	CCV RRF	Ret Time (min)	Target Area	ISTD Area	ISTD Amt	ISTD RT	ISTD Change
IRVSEA-6-S-20251223	C70013	1.79	0.412	15.5	13.0	0.432	20151	0.287	0.701	0.0662	0.162		F2600085.D	2026-01-08 18:35	0.925	13.028	132351	608562	66.1	10.569	-0.6%
IRVSEA-7-S-20251223	B37598	3.23	0.745	28.1	13.0	0.432	20157	0.287	0.701	0.0662	0.162		F2600086.D	2026-01-08 19:00	0.925	13.028	239057	607023	66.1	10.569	-0.9%
IRVSEA-8-S-20251223	C71595	11.0	2.52	95.3	13.0	0.432	20158	0.287	0.701	0.0662	0.162		F2600087.D	2026-01-08 19:25	0.925	13.028	817559	612809	66.1	10.569	0.1%
IRVSEA-8-D-20251223	C53727	9.45	2.18	82.2	13.0	0.432	20158	0.287	0.701	0.0662	0.162		F2600088.D	2026-01-08 19:51	0.925	13.028	698446	606851	66.1	10.569	-0.9%
IRVSEA-8-B-20251223	C57097	0.287	0.0662		13.0	0.432	20158	0.287	0.701	0.0662	0.162	ND	F2600089.D	2026-01-08 20:16	0.925	13.028	1377	606718	66.1	10.575	-0.9%
IRVSEA-9-S-20251223	B52887	2.02	0.466	17.6	13.0	0.432	20157	0.287	0.701	0.0662	0.162		F2600091.D	2026-01-08 21:07	0.925	13.029	152327	617943	66.1	10.569	0.9%
IRVSEA-10-S-20251223	C57588	4.46	1.03	38.9	13.0	0.432	20205	0.287	0.699	0.0661	0.161		F2600092.D	2026-01-08 21:32	0.925	13.028	334899	615556	66.1	10.569	0.5%
IRVSEA-11-S-20251223	C01655	1.59	0.366	13.8	13.0	0.432	20158	0.287	0.701	0.0662	0.162		F2600093.D	2026-01-08 21:57	0.925	13.028	118676	613555	66.1	10.575	0.2%
IRVSEA-12-S-20251223	B50901	0.287	0.0662		13.0	0.432	20156	0.287	0.701	0.0662	0.162	ND	F2600094.D	2026-01-08 22:23	0.925	13.028	17735	616683	66.1	10.569	0.7%
IRVSEA-13-S-20251223	C20578	0.287	0.0662		13.0	0.432	20158	0.287	0.701	0.0662	0.162	ND	F2600095.D	2026-01-08 22:48	0.925	13.028	6994	615076	66.1	10.569	0.4%
IRVSEA-14-S-20251223	C68609	0.287	0.0662		13.0	0.432	20158	0.287	0.701	0.0662	0.162	ND	F2600096.D	2026-01-08 23:14	0.925	13.028	19922	608786	66.1	10.569	-0.6%
IRVSEA-15-S-20251223	B49557	0.287	0.0662		13.0	0.432	20171	0.287	0.701	0.0662	0.161	ND	F2600097.D	2026-01-08 23:40	0.925	13.029	12006	613234	66.1	10.563	0.1%
IRVSEA-16-S-20251223	B46151	0.287	0.0662		13.0	0.432	20172	0.287	0.701	0.0662	0.161	ND	F2600098.D	2026-01-09 00:05	0.925	13.028	8081	607095	66.1	10.569	-0.9%
IRVSEA-17-S-20251223	C40526	0.287	0.0662		13.0	0.432	20173	0.287	0.700	0.0662	0.161	ND	F2600099.D	2026-01-09 00:31	0.925	13.028	10258	610779	66.1	10.575	-0.3%

o-Xylene

Sample Code	Tube ID	Conc (ug/m³)	Conc (ppbv)	Calc Amt (ng)	Temp (°F)	Uptake Rate (mL/min	Sample Time (min)	LOD (ug/m³)	LOQ (ug/m³)	LOD (ppbv)	LOQ (ppbv)	Flags	Data File	Inj DateTime	CCV RRF	Ret Time (min)	Target Area	ISTD Area	ISTD Amt	ISTD RT	ISTD Change
IRVSEA-1-S-20251223	C01688	0.287	0.0662		13.0	0.432	20146	0.287	0.652	0.0662	0.150	ND	F2600079.D	2026-01-08 16:02	0.928	13.530	4264	603266	66.1	10.569	-1.5%
IRVSEA-2-S-20251223	C36987	0.287	0.0662		13.0	0.432	20147	0.287	0.652	0.0662	0.150	ND	F2600080.D	2026-01-08 16:27	0.928	13.530	8621	601591	66.1	10.569	-1.8%
IRVSEA-2-D-20251223	C43595	0.287	0.0662		13.0	0.432	20147	0.287	0.652	0.0662	0.150	ND	F2600081.D	2026-01-08 16:52	0.928	13.530	8360	600578	66.1	10.569	-1.9%
IRVSEA-2-B-20251223	B32880	0.287	0.0662		13.0	0.432	20147	0.287	0.652	0.0662	0.150	ND	F2600078.D	2026-01-08 15:36	0.928	13.530	511	603605	66.1	10.569	-1.4%
IRVSEA-3-S-20251223	C53680	0.287	0.0663		13.0	0.432	20144	0.287	0.652	0.0663	0.150	ND	F2600082.D	2026-01-08 17:18	0.928	13.530	16785	600134	66.1	10.569	-2.0%
IRVSEA-4-S-20251223	C70152	0.602	0.139	5.24	13.0	0.432	20145	0.287	0.652	0.0662	0.150	J	F2600083.D	2026-01-08 17:43	0.928	13.530	44897	610184	66.1	10.569	-0.4%
IRVSEA-5-S-20251223	C20560	0.323	0.0745	2.81	13.0	0.432	20147	0.287	0.652	0.0662	0.150	J	F2600084.D	2026-01-08 18:08	0.928	13.530	24006	608048	66.1	10.575	-0.7%
IRVSEA-6-S-20251223	C70013	0.709	0.163	6.17	13.0	0.432	20151	0.287	0.652	0.0662	0.150		F2600085.D	2026-01-08 18:35	0.928	13.530	52736	608562	66.1	10.569	-0.6%
IRVSEA-7-S-20251223	B37598	1.28	0.295	11.1	13.0	0.432	20157	0.287	0.652	0.0662	0.150		F2600086.D	2026-01-08 19:00	0.928	13.530	94887	607023	66.1	10.569	-0.9%
IRVSEA-8-S-20251223	C71595	4.08	0.940	35.5	13.0	0.432	20158	0.287	0.652	0.0662	0.150		F2600087.D	2026-01-08 19:25	0.928	13.530	305580	612809	66.1	10.569	0.1%
IRVSEA-8-D-20251223	C53727	3.64	0.838	31.6	13.0	0.432	20158	0.287	0.652	0.0662	0.150		F2600088.D	2026-01-08 19:51	0.928	13.530	269653	606851	66.1	10.569	-0.9%
IRVSEA-8-B-20251223	C57097	0.287	0.0662		13.0	0.432	20158	0.287	0.652	0.0662	0.150	ND	F2600089.D	2026-01-08 20:16	0.928	13.542	301	606718	66.1	10.575	-0.9%
IRVSEA-9-S-20251223	B52887	0.816	0.188	7.10	13.0	0.432	20157	0.287	0.652	0.0662	0.150		F2600091.D	2026-01-08 21:07	0.928	13.530	61638	617943	66.1	10.569	0.9%
IRVSEA-10-S-20251223	C57588	1.76	0.405	15.3	13.0	0.432	20205	0.287	0.650	0.0661	0.150		F2600092.D	2026-01-08 21:32	0.928	13.530	132426	615556	66.1	10.569	0.5%
IRVSEA-11-S-20251223	C01655	0.636	0.147	5.54	13.0	0.432	20158	0.287	0.652	0.0662	0.150	J	F2600093.D	2026-01-08 21:57	0.928	13.530	47708	613555	66.1	10.575	0.2%
IRVSEA-12-S-20251223	B50901	0.287	0.0662		13.0	0.432	20156	0.287	0.652	0.0662	0.150	ND	F2600094.D	2026-01-08 22:23	0.928	13.536	7973	616683	66.1	10.569	0.7%
IRVSEA-13-S-20251223	C20578	0.287	0.0662		13.0	0.432	20158	0.287	0.652	0.0662	0.150	ND	F2600095.D	2026-01-08 22:48	0.928	13.536	3125	615076	66.1	10.569	0.4%
IRVSEA-14-S-20251223	C68609	0.287	0.0662		13.0	0.432	20158	0.287	0.652	0.0662	0.150	ND	F2600096.D	2026-01-08 23:14	0.928	13.530	8925	608786	66.1	10.569	-0.6%
IRVSEA-15-S-20251223	B49557	0.287	0.0662		13.0	0.432	20171	0.287	0.652	0.0662	0.150	ND	F2600097.D	2026-01-08 23:40	0.928	13.530	5403	613234	66.1	10.563	0.1%
IRVSEA-16-S-20251223	B46151	0.287	0.0662		13.0	0.432	20172	0.287	0.651	0.0662	0.150	ND	F2600098.D	2026-01-09 00:05	0.928	13.530	3691	607095	66.1	10.569	-0.9%

Enthalpy Analytical

Company: Montrose Air Quality Services, LLC - New Jersey
Job No.: 2026GG101-1 EPA Method 325B Analysis
Client No.: PROJ-050105 Site: Irving Oil - Searsport

o-Xylene

Sample Code	Tube ID	Conc (ug/m³)	Conc (ppbv)	Calc Amt (ng)	Temp (°F)	Uptake Rate (mL/min	Sample Time (min)	LOD (ug/m³)	LOQ (ug/m³)	LOD (ppbv)	LOQ (ppbv)	Flags	Data File	Inj DateTime	CCV RRF	Ret Time (min)	Target Area	ISTD Area	ISTD Amt	ISTD RT	ISTD Change
IRVSEA-17-S-20251223	C40526	0.287	0.0662		13.0	0.432	20173	0.287	0.651	0.0662	0.150	ND	F2600099.D	2026-01-09 00:31	0.928	13.530	4681	610779	66.1	10.575	-0.3%

J: Estimated Value - The analyte was detected between the Method Detection Limit and Reporting Limit
ND: The analyte was not present above the Method Detection Limit

QC Data

Enthalpy Analytical

Company: Montrose Air Quality Services, LLC - New Jersey
Job No.: 2026GG101-1 EPA Method 325B Analysis
Client No.: PROJ-050105 Site: Irving Oil - Searsport

QC Samples

Field Sample Type	Sample Code	Benzene		Toluene		Ethylbenzene		m-/p-Xylenes		o-Xylene	
Blanks (ug/m³)	IRVSEA-2-B-20251223	ND	Pass	0.373	Pass	ND	Pass	ND	Pass	ND	Pass
	IRVSEA-8-B-20251223	ND	Pass	ND	Pass	ND	Pass	ND	Pass	ND	Pass
Duplicates (difference)	IRVSEA-2-D-20251223	2.8%	Pass	2.0%	Pass	ND	Pass	ND	Pass	ND	Pass
	IRVSEA-8-D-20251223	3.1%	Pass	4.0%	Pass	10%	Pass	15%	Pass	12%	Pass

Enthalpy Analytical

Company: Montrose Air Quality Services, LLC - New Jersey
Job No.: 2026GG101-1 EPA Method 325B Analysis
Client No.: PROJ-050105 Site: Irving Oil - Searsport

Benzene Calibration and Blanks

Sample Code	Data File	Tube ID	Type	RRF	ICAL RRF	Last CCV RRF	RRF Change	ISTD Change vs ICal	ISTD Change vs Concal	Pass/ Fail	Flags
M325B CCV 5	F2600076.D	C70204	Cal	0.814		0.814	-9.9%	2.1%		Pass	
2026GG101 Method Blank 1	F2600077.D	C37446	Blank			0.814			0.57%	Pass	ND
M325B CCV 5 REC	F2600090.D	C70204	Check	0.821		0.814	-9.2%		-6.4%	Pass	
M325B CCV 5 REC	F2600100.D	C35734	Check	0.898		0.814	-0.57%		-8.3%	Pass	

Toluene Calibration and Blanks

Sample Code	Data File	Tube ID	Type	RRF	ICAL RRF	Last CCV RRF	RRF Change	ISTD Change vs ICal	ISTD Change vs Concal	Pass/ Fail	Flags
M325B CCV 5	F2600076.D	C70204	Cal	0.967		0.967	-11%	-2.0%		Pass	
2026GG101 Method Blank 1	F2600077.D	C37446	Blank			0.967			0.55%	Pass	ND
M325B CCV 5 REC	F2600090.D	C70204	Check	0.993		0.967	-9.0%		-6.1%	Pass	
M325B CCV 5 REC	F2600100.D	C35734	Check	1.051		0.967	-3.7%		-9.0%	Pass	

Ethylbenzene Calibration and Blanks

Sample Code	Data File	Tube ID	Type	RRF	ICAL RRF	Last CCV RRF	RRF Change	ISTD Change vs ICal	ISTD Change vs Concal	Pass/ Fail	Flags
M325B CCV 5	F2600076.D	C70204	Cal	1.139		1.139	-0.98%	-2.0%		Pass	
2026GG101 Method Blank 1	F2600077.D	C37446	Blank			1.139			0.55%	Pass	ND
M325B CCV 5 REC	F2600090.D	C70204	Check	1.103		1.139	-4.1%		-6.1%	Pass	
M325B CCV 5 REC	F2600100.D	C35734	Check	1.184		1.139	2.9%		-9.0%	Pass	

m-/p-Xylenes Calibration and Blanks

Sample Code	Data File	Tube ID	Type	RRF	ICAL RRF	Last CCV RRF	RRF Change	ISTD Change vs ICal	ISTD Change vs Concal	Pass/ Fail	Flags
M325B CCV 5	F2600076.D	C70204	Cal	0.925		0.925	-1.6%	-2.0%		Pass	
2026GG101 Method Blank 1	F2600077.D	C37446	Blank			0.925			0.55%	Pass	ND
M325B CCV 5 REC	F2600090.D	C70204	Check	0.899		0.925	-4.3%		-6.1%	Pass	
M325B CCV 5 REC	F2600100.D	C35734	Check	0.921		0.925	-2.0%		-9.0%	Pass	

o-Xylene Calibration and Blanks

Sample Code	Data File	Tube ID	Type	RRF	ICAL RRF	Last CCV RRF	RRF Change	ISTD Change vs ICal	ISTD Change vs Concal	Pass/ Fail	Flags
M325B CCV 5	F2600076.D	C70204	Cal	0.928		0.928	-1.7%	-2.0%		Pass	
2026GG101 Method Blank 1	F2600077.D	C37446	Blank			0.928			0.55%	Pass	ND
M325B CCV 5 REC	F2600090.D	C70204	Check	0.904		0.928	-4.2%		-6.1%	Pass	
M325B CCV 5 REC	F2600100.D	C35734	Check	0.914		0.928	-3.2%		-9.0%	Pass	

Chromatograms

Name	2026GG101 Method Blank 1
Comment	C37446
Data File	F2600077.D
Acq. Date-Time	1/8/2026 3:11:12 PM
Acq. Method File	M325B-MTD
Tube Sorbent	Carbopack X
Analyze Quant Version	12.1
Report Quant Version	12.1

Sample Chromatogram

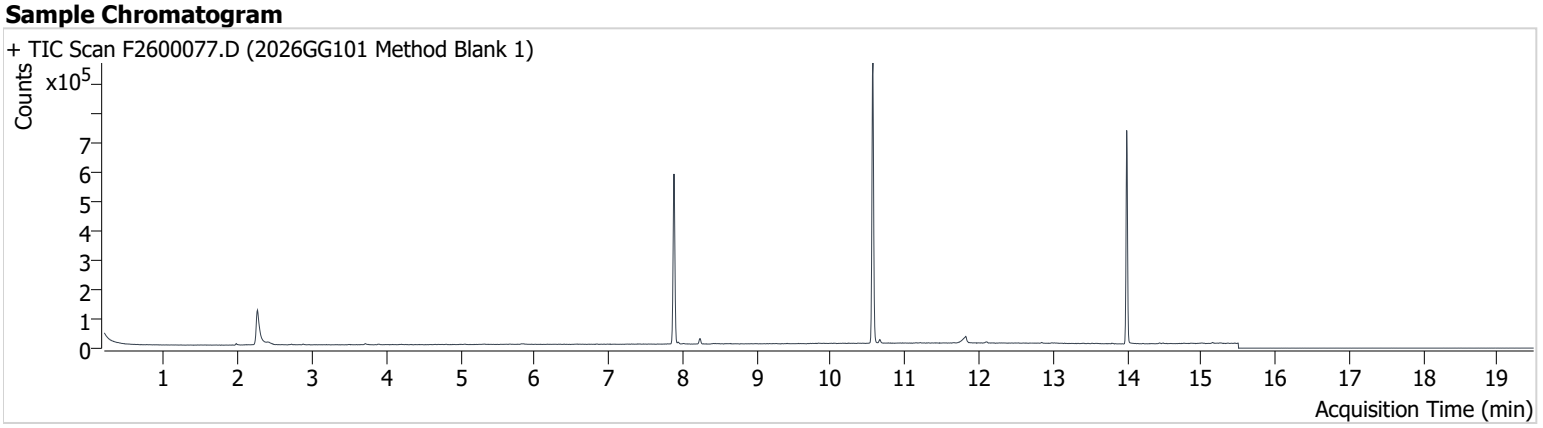

Name	ISTD	RT	ICAL RT	Resp.	Int. Flag
benzene-d6 (IS)		7.883	7.889	555,153	
Benzene	benzene-d6 (IS)	7.938	7.945	4,334	
Toluene-d8 (IS)		10.569	10.569	615,734	
Toluene	Toluene-d8 (IS)	10.661	10.667	7,833	
Ethylbenzene	Toluene-d8 (IS)	12.845	12.851	1,808	
m-/p-Xylenes	Toluene-d8 (IS)	13.022	13.028	1,325	
o-Xylene	Toluene-d8 (IS)	13.524	13.530	549	

benzene-d6 (IS)

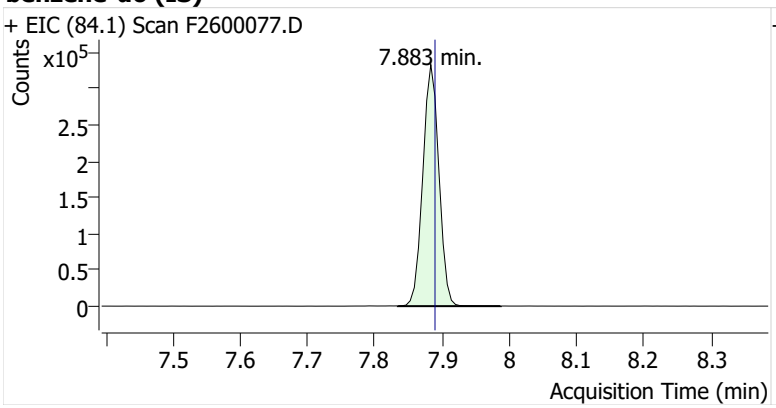

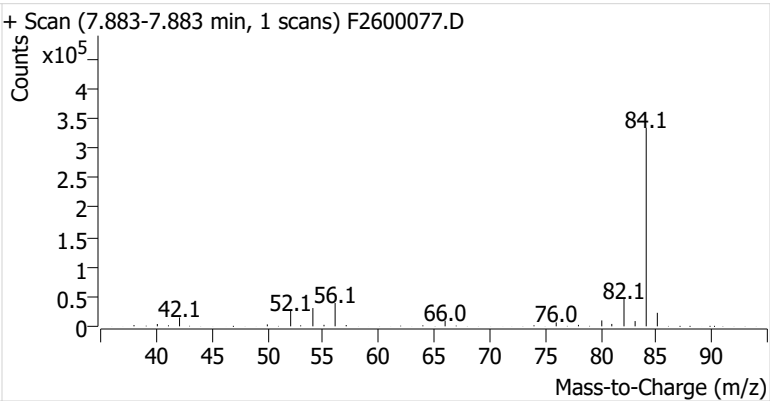

Benzene

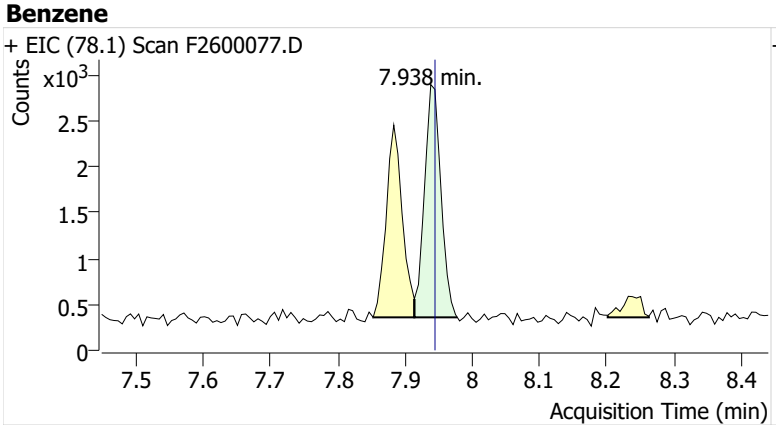

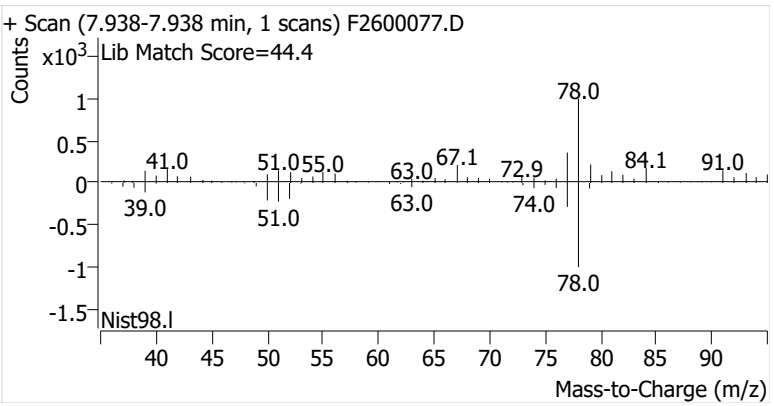

Toluene-d8 (IS)

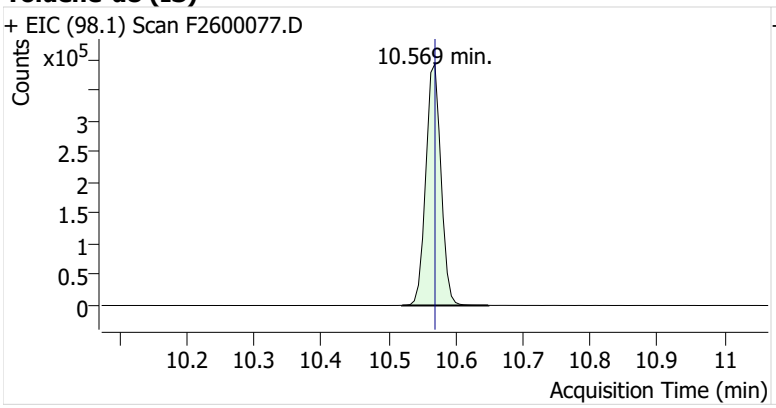

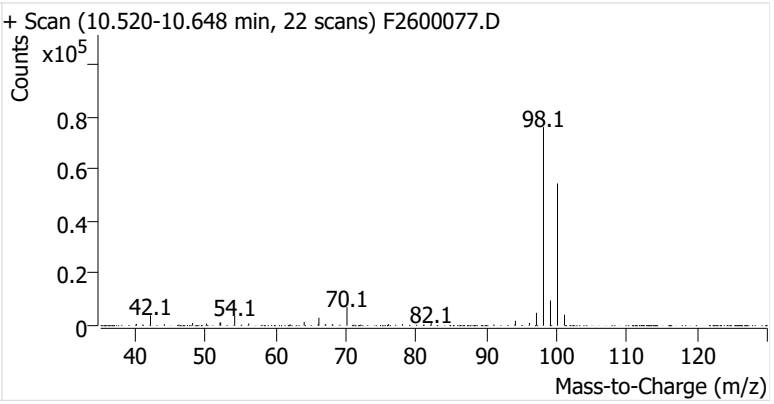

Toluene

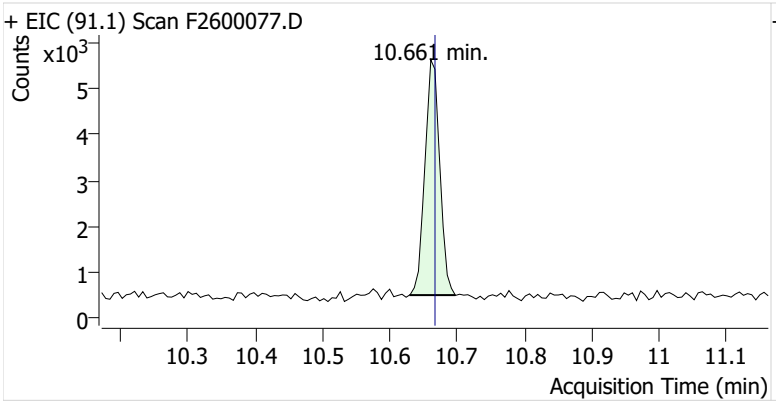

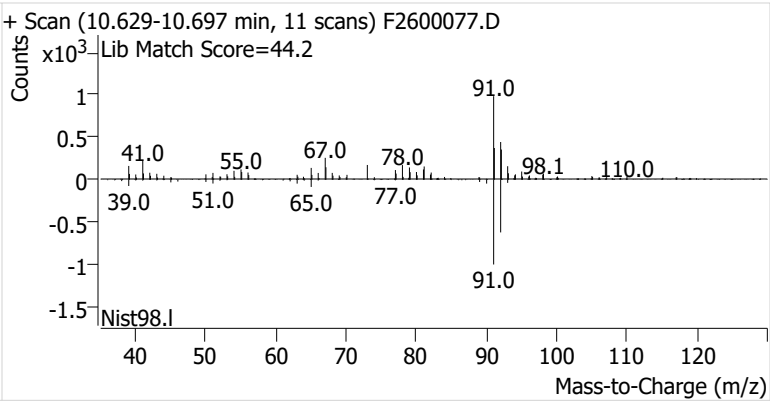

Ethylbenzene

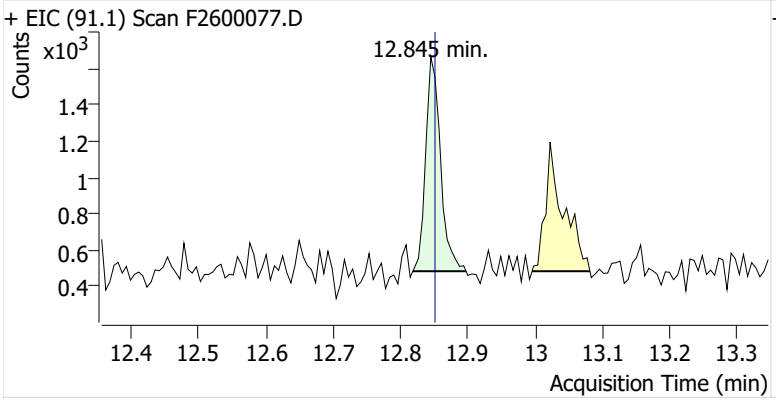

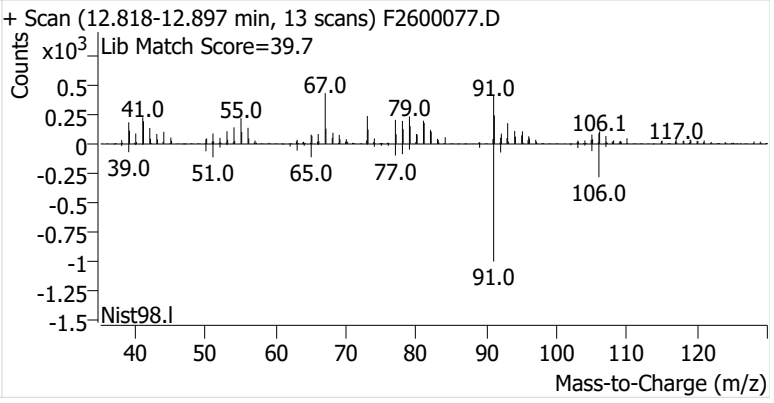

m-/p-Xylenes

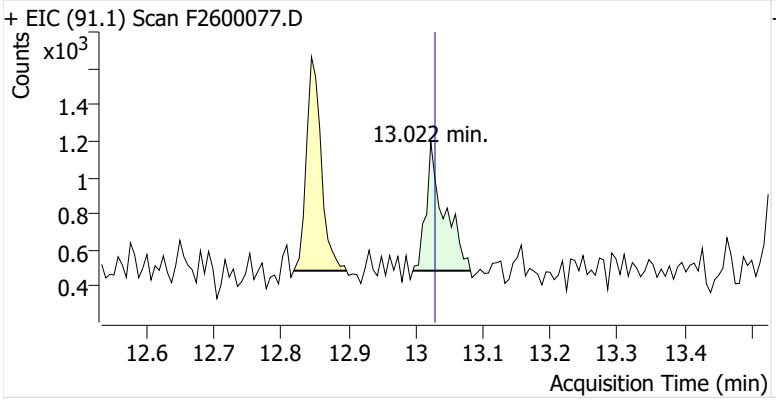

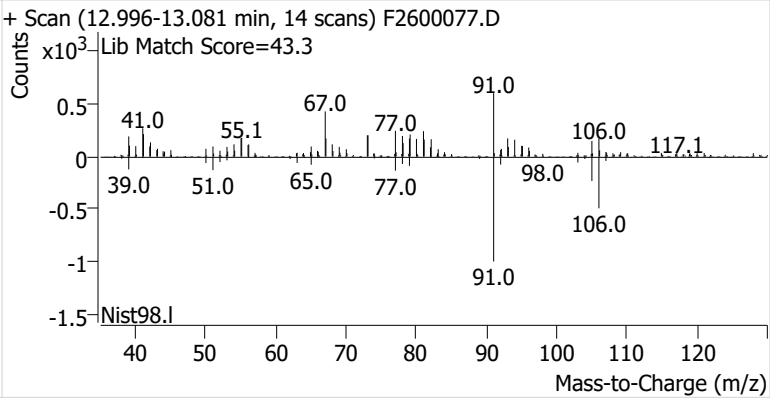

o-Xylene

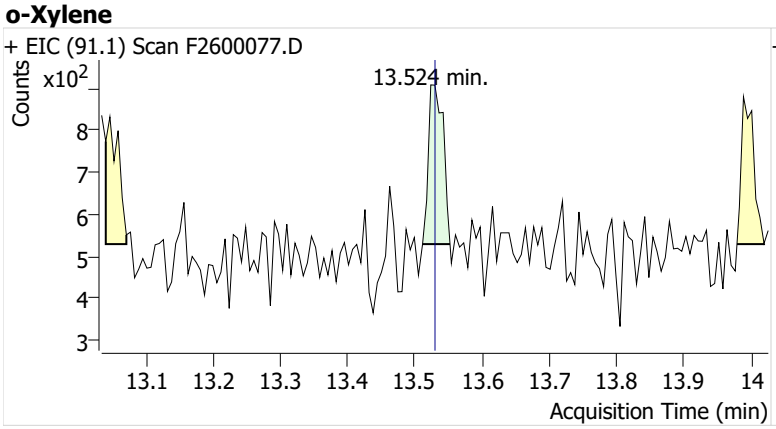
+ EIC (91.1) Scan F2600077.D
Counts
x10^2
13.524 min.
8
7
6
5
4
3
13.1
13.2
13.3
13.4
13.5
13.6
13.7
13.8
13.9
14
Acquisition Time (min)

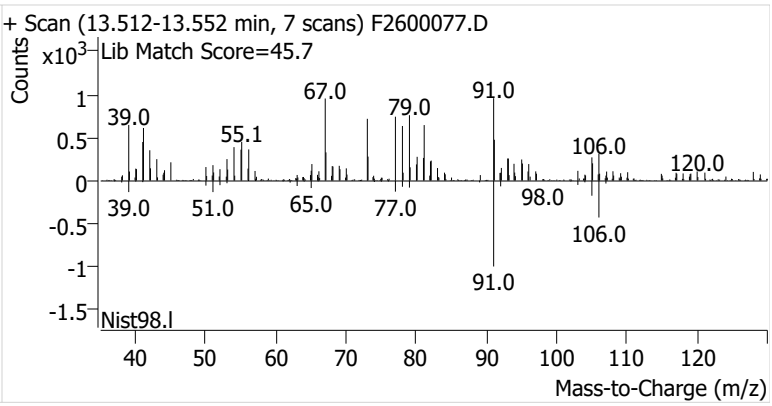
+ Scan (13.512-13.552 min, 7 scans) F2600077.D
Counts
x10^3
Lib Match Score=45.7
1
0.5
0
-0.5
-1
-1.5
39.0
55.1
67.0
79.0
91.0
106.0
120.0
39.0
51.0
65.0
77.0
98.0
106.0
91.0
Nist98.l
40
50
60
70
80
90
100
110
120
Mass-to-Charge (m/z)

Name	IRVSEA-2-B-20251223
Comment	B32880
Data File	F2600078.D
Acq. Date-Time	1/8/2026 3:36:36 PM
Acq. Method File	M325B-MTD
Tube Sorbent	Carbopack X
Analyze Quant Version	12.1
Report Quant Version	12.1

Sample Chromatogram

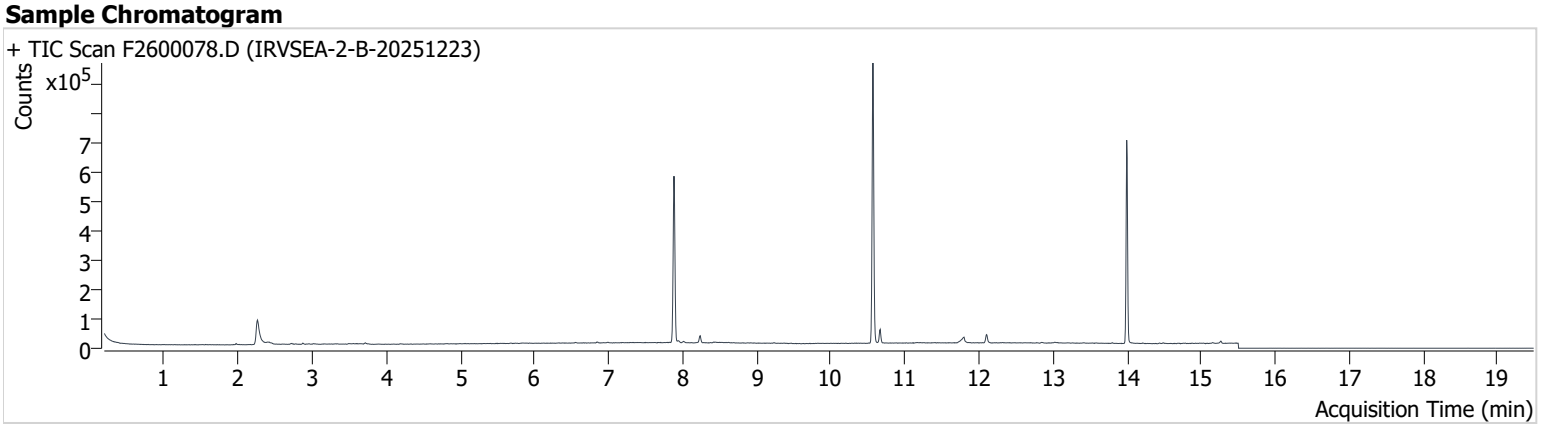

Name	ISTD	RT	ICAL RT	Resp.	Int. Flag
benzene-d6 (IS)		7.883	7.889	544,923	
Benzene	benzene-d6 (IS)	7.938	7.945	5,439	
Toluene-d8 (IS)		10.569	10.569	603,605	
Toluene	Toluene-d8 (IS)	10.667	10.667	32,406	
Ethylbenzene	Toluene-d8 (IS)	12.857	12.851	1,594	
m-/p-Xylenes	Toluene-d8 (IS)	13.028	13.028	1,519	
o-Xylene	Toluene-d8 (IS)	13.530	13.530	511	

benzene-d6 (IS)

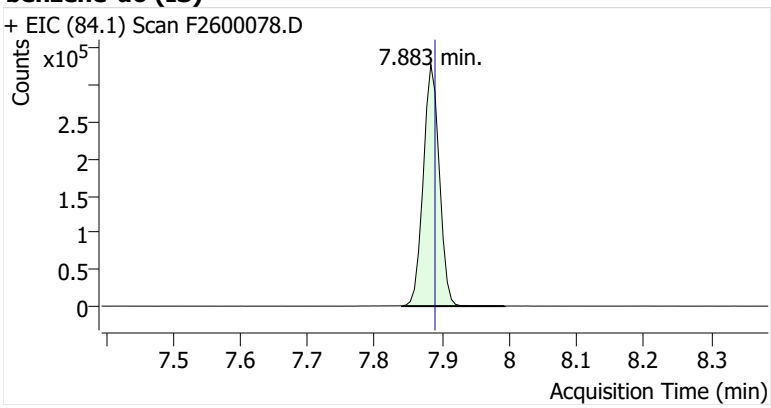

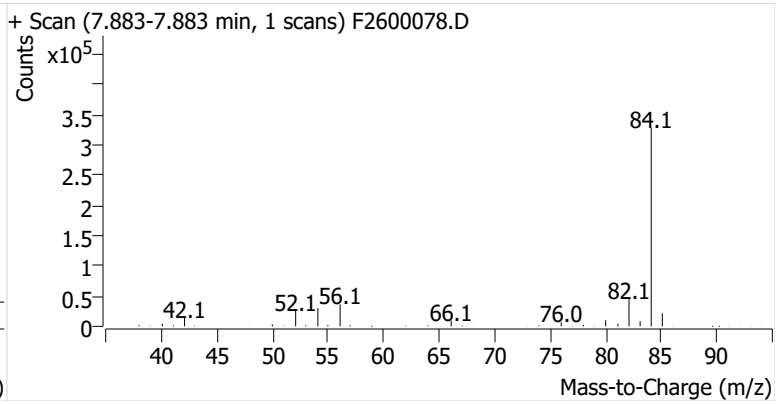

Benzene

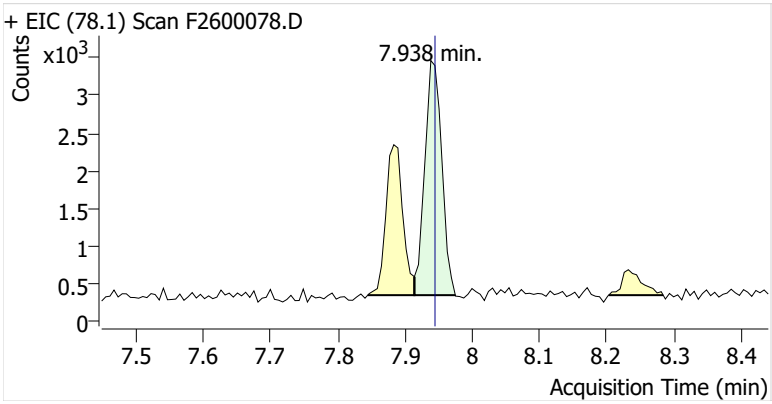

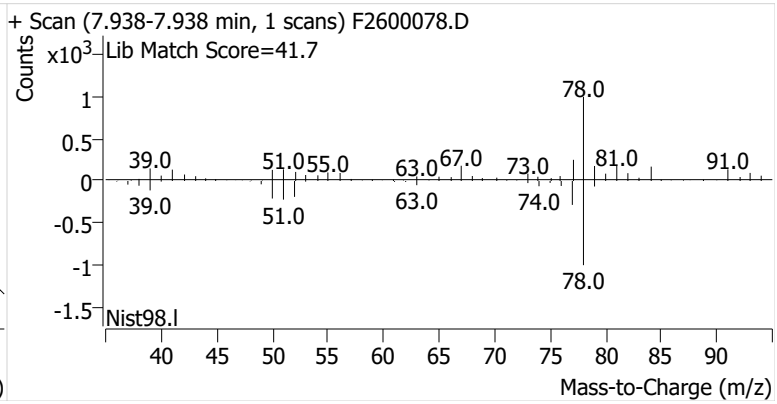

Toluene-d8 (IS)

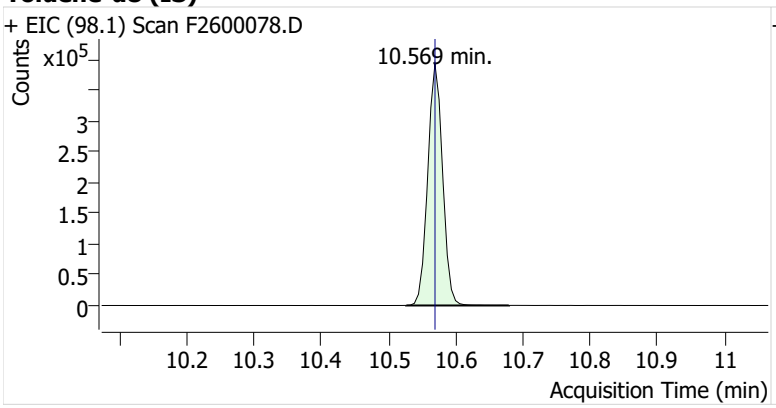

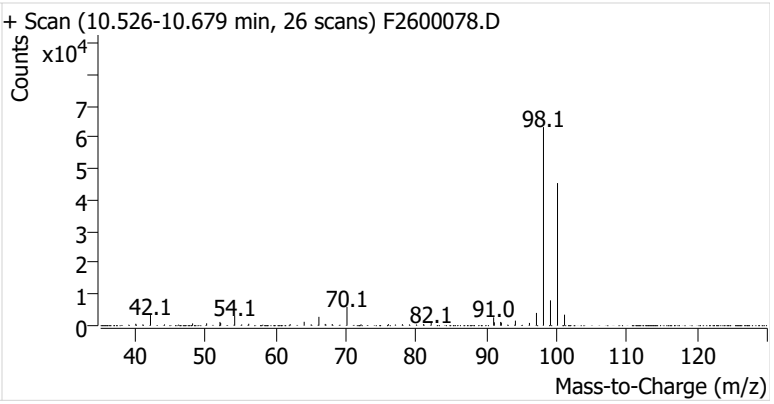

Toluene

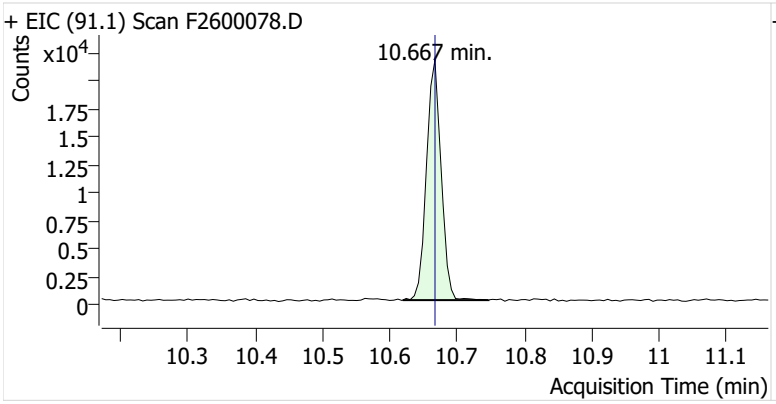

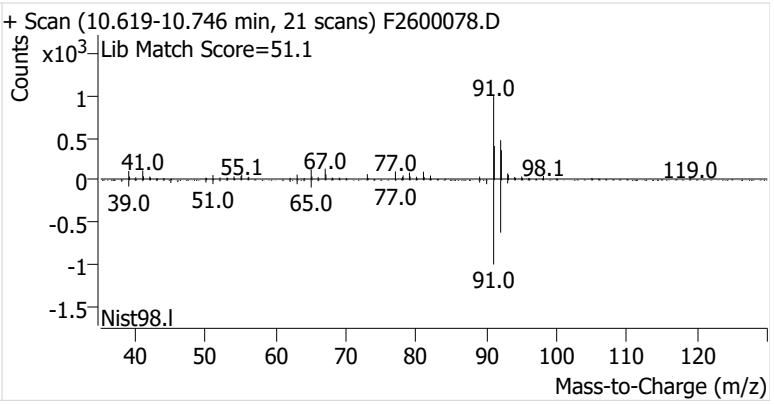

Ethylbenzene

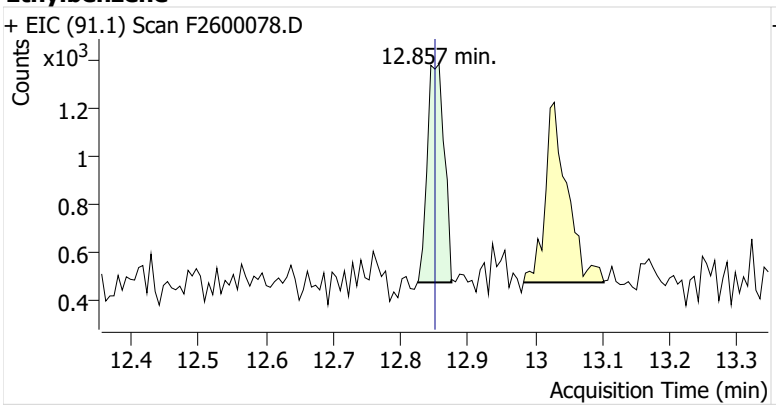

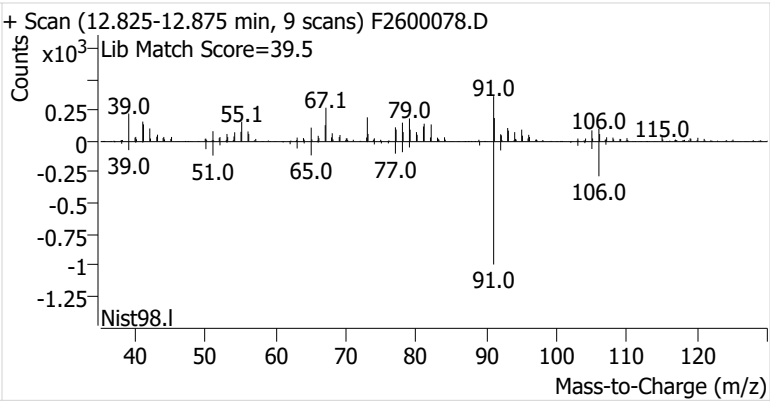

m-/p-Xylenes

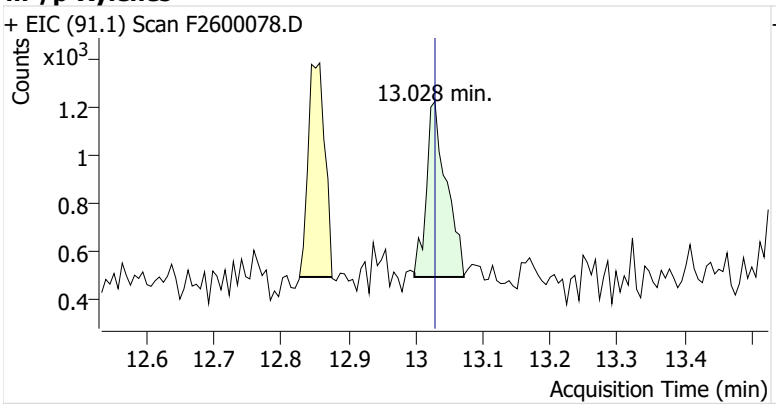

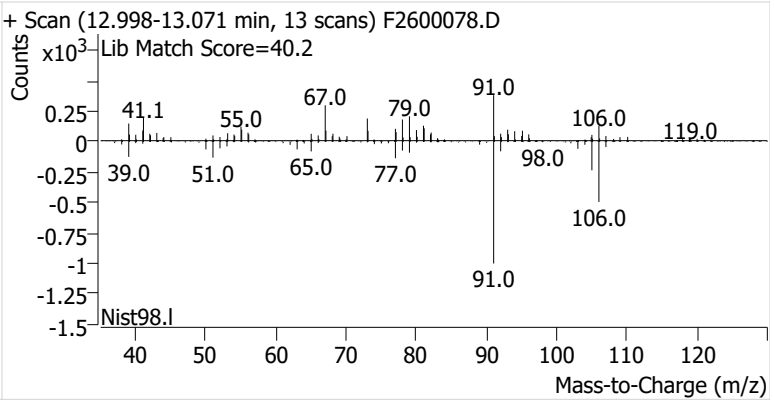

o-Xylene

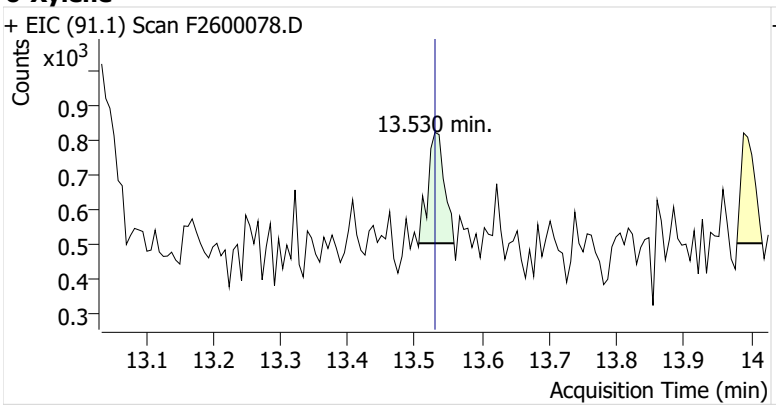
+ EIC (91.1) Scan F2600078.D
Counts
x10^3
0.9
0.8
0.7
0.6
0.5
0.4
0.3
13.530 min.
13.1
13.2
13.3
13.4
13.5
13.6
13.7
13.8
13.9
14
Acquisition Time (min)

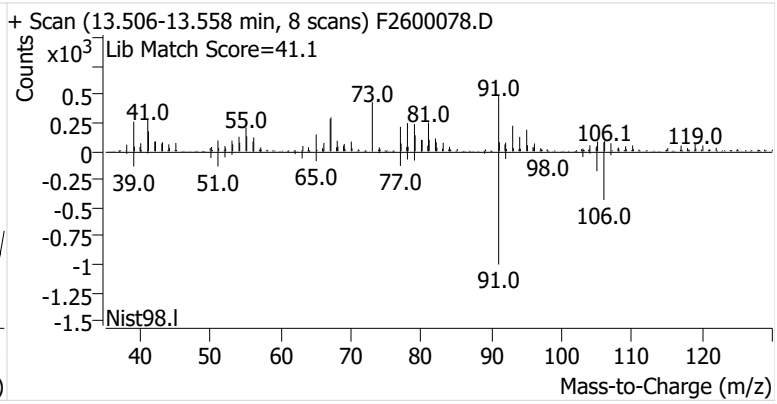
+ Scan (13.506-13.558 min, 8 scans) F2600078.D
Counts
x10^3
Lib Match Score=41.1
0.5
0.25
0
-0.25
-0.5
-0.75
-1
-1.25
-1.5
41.0
55.0
73.0
81.0
91.0
106.1
119.0
39.0
51.0
65.0
77.0
98.0
106.0
91.0
Nist98.l
40
50
60
70
80
90
100
110
120
Mass-to-Charge (m/z)

Name	IRVSEA-1-S-20251223
Comment	C01688
Data File	F2600079.D
Acq. Date-Time	1/8/2026 4:02:01 PM
Acq. Method File	M325B-MTD
Tube Sorbent	Carbopack X
Analyze Quant Version	12.1
Report Quant Version	12.1

Sample Chromatogram

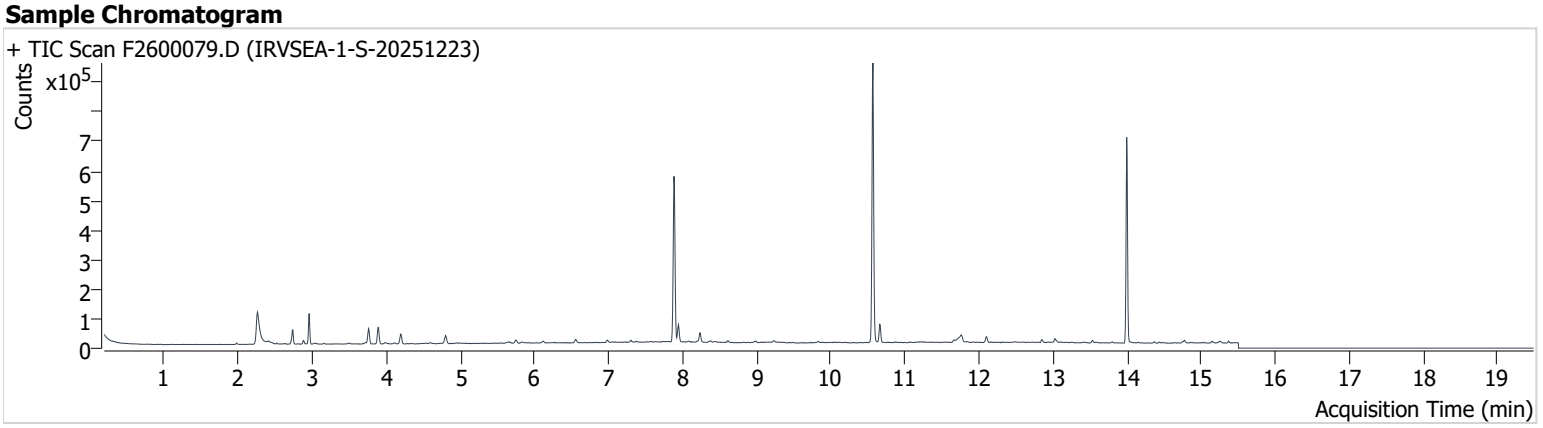

Name	ISTD	RT	ICAL RT	Resp.	Int. Flag
benzene-d6 (IS)		7.883	7.889	544,098	
Benzene	benzene-d6 (IS)	7.945	7.945	52,945	
Toluene-d8 (IS)		10.569	10.569	603,266	
Toluene	Toluene-d8 (IS)	10.661	10.667	42,836	
Ethylbenzene	Toluene-d8 (IS)	12.851	12.851	6,776	
m-/p-Xylenes	Toluene-d8 (IS)	13.029	13.028	8,607	
o-Xylene	Toluene-d8 (IS)	13.530	13.530	4,264	

benzene-d6 (IS)

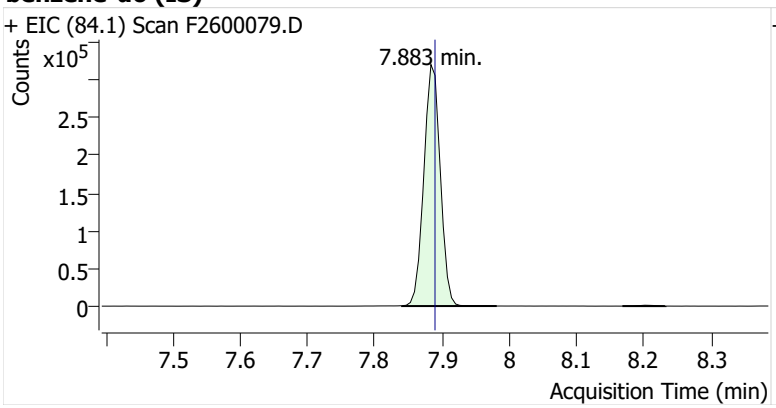

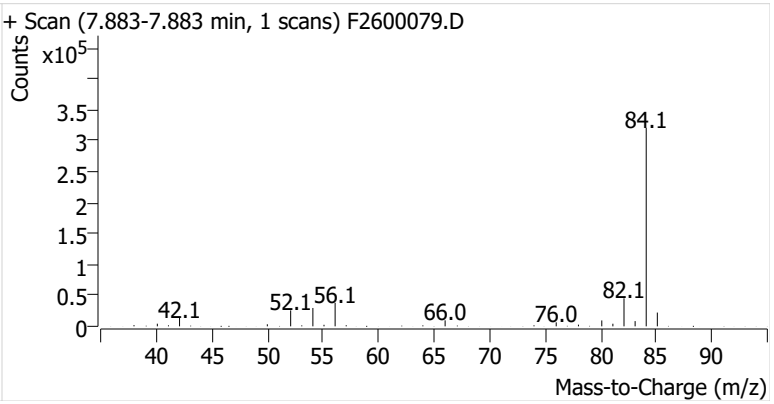

Benzene

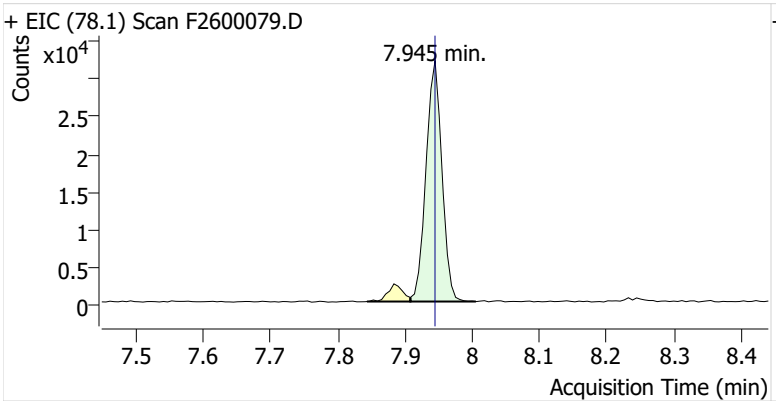

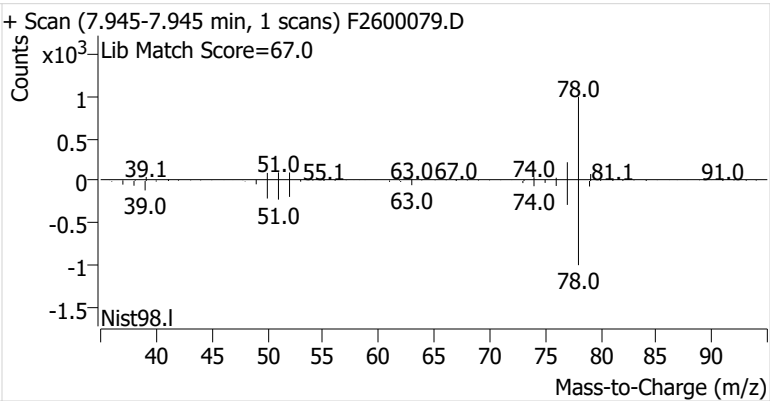

Toluene-d8 (IS)

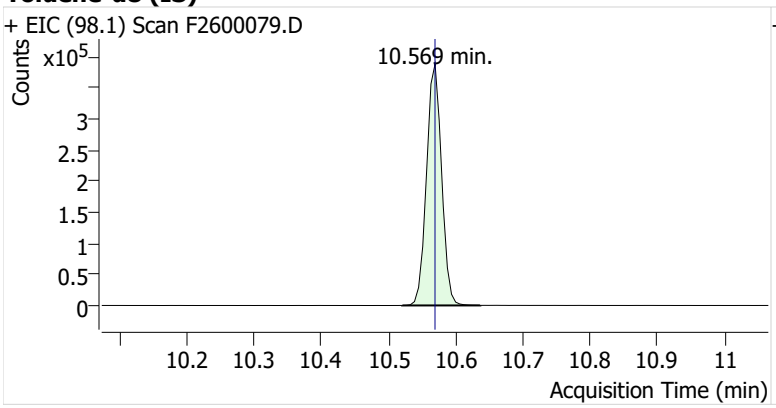

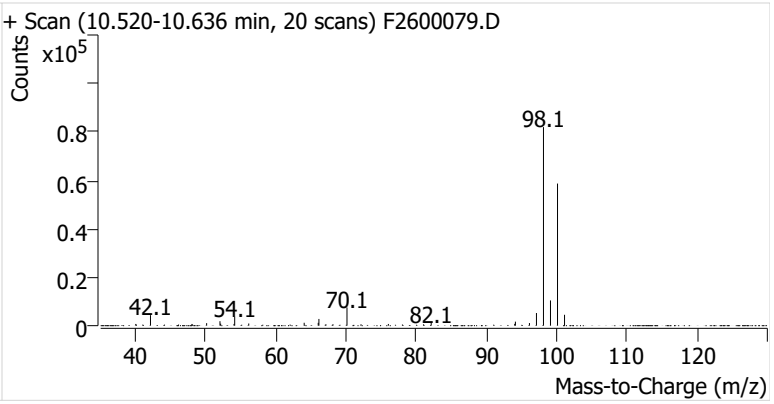

Toluene

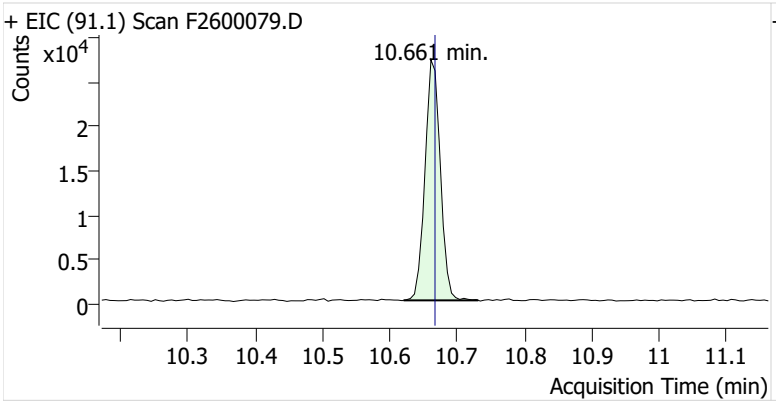

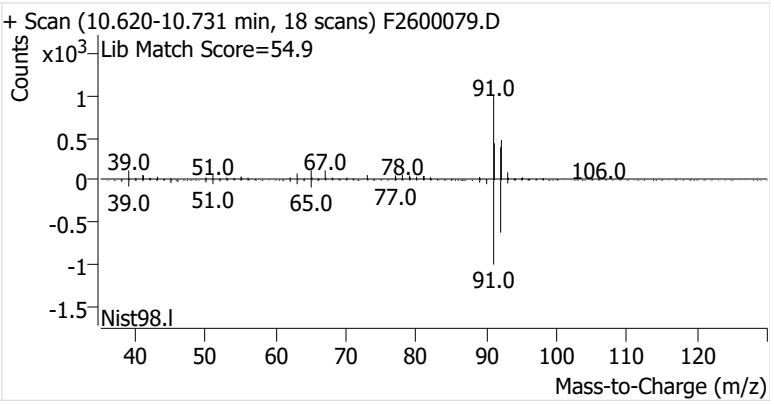

Ethylbenzene

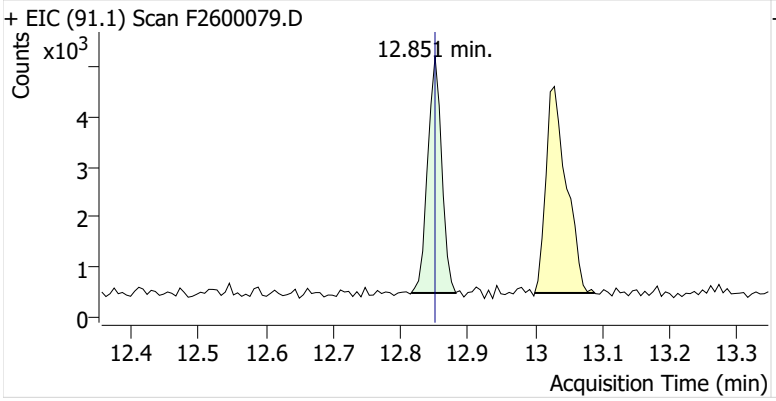

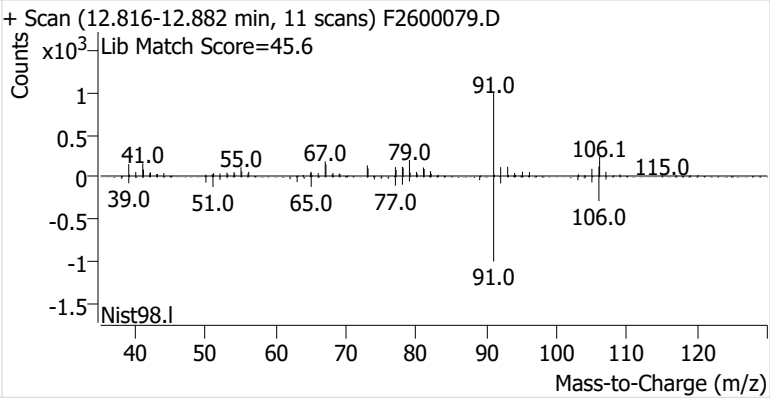

m-/p-Xylenes

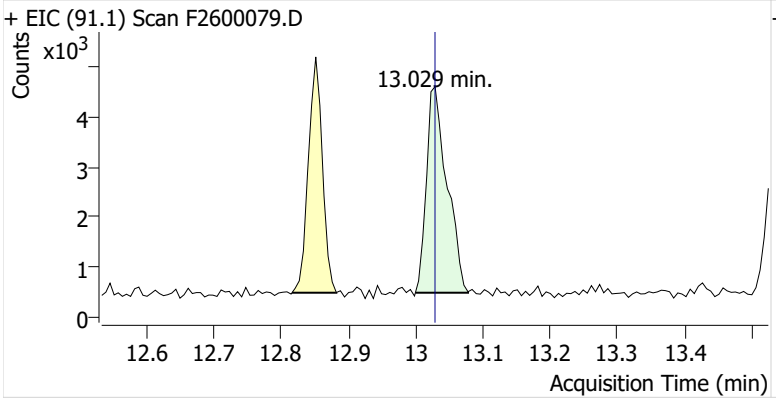

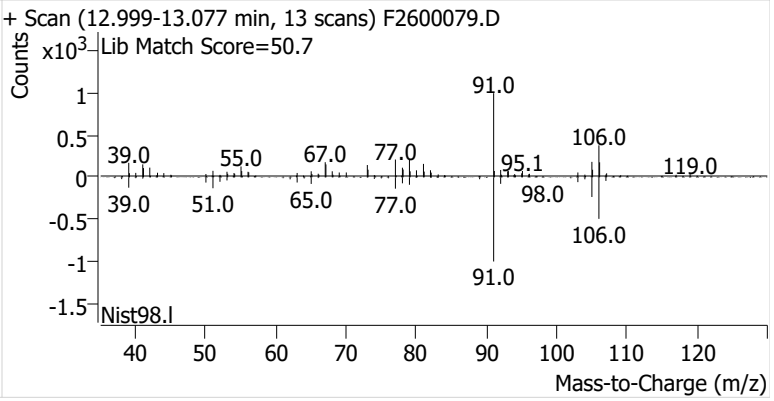

o-Xylene

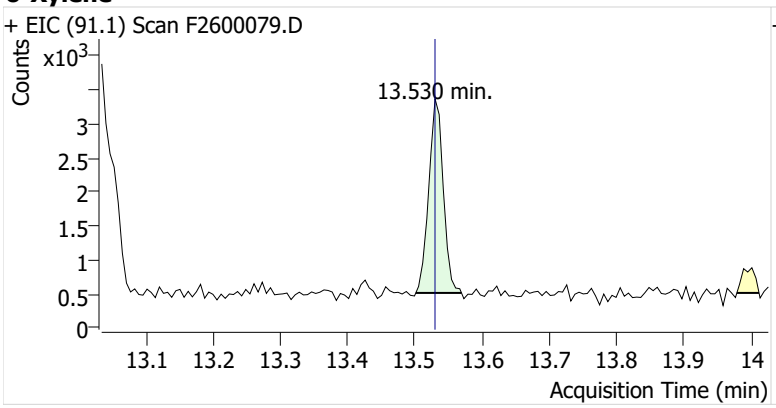
+ EIC (91.1) Scan F2600079.D
Counts
x10^3
13.530 min.
Acquisition Time (min)

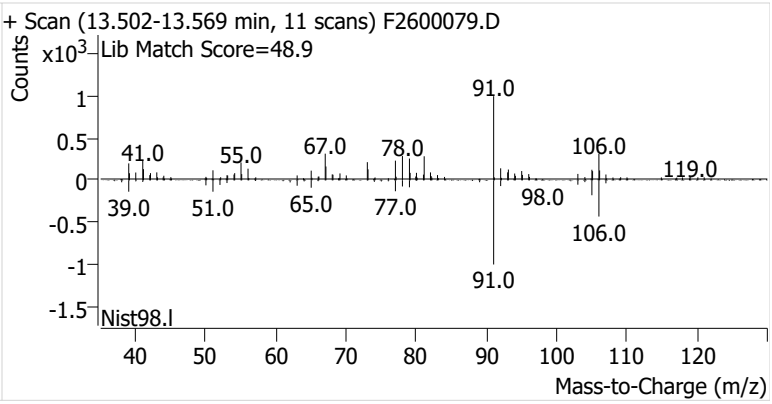
+ Scan (13.502-13.569 min, 11 scans) F2600079.D
Lib Match Score=48.9
Counts
x10^3
91.0
41.0
55.0
67.0
78.0
106.0
119.0
39.0
51.0
65.0
77.0
98.0
Nist98.l
Mass-to-Charge (m/z)

Name	IRVSEA-2-S-20251223
Comment	C36987
Data File	F2600080.D
Acq. Date-Time	1/8/2026 4:27:23 PM
Acq. Method File	M325B-MTD
Tube Sorbent	Carbopack X
Analyze Quant Version	12.1
Report Quant Version	12.1

Sample Chromatogram

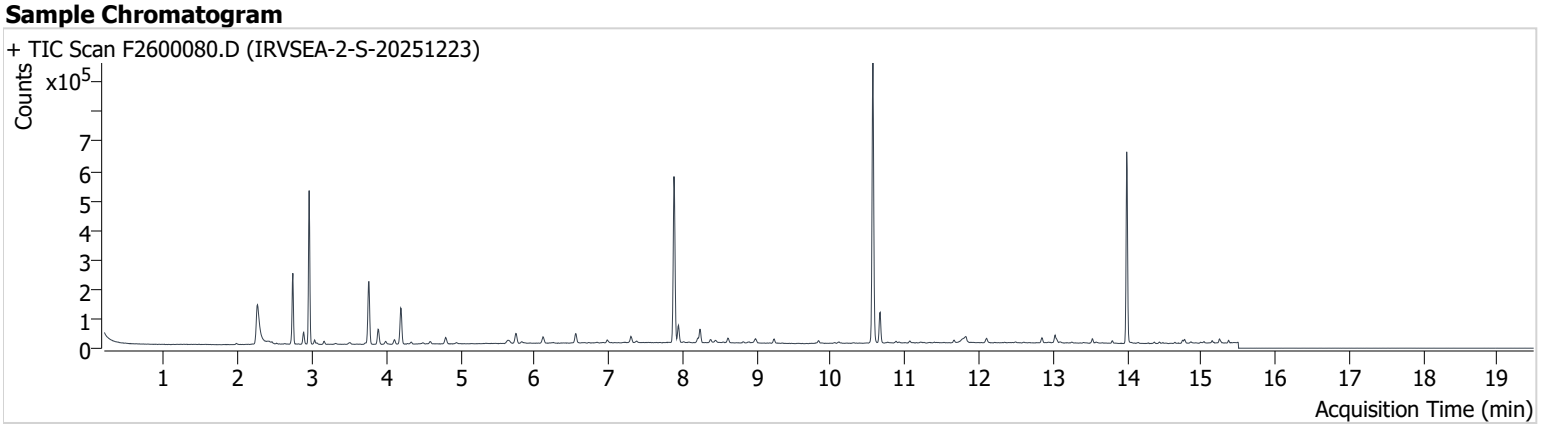

Name	ISTD	RT	ICAL RT	Resp.	Int. Flag
benzene-d6 (IS)		7.883	7.889	544,241	
Benzene	benzene-d6 (IS)	7.944	7.945	53,282	
Toluene-d8 (IS)		10.569	10.569	601,591	
Toluene	Toluene-d8 (IS)	10.661	10.667	70,487	
Ethylbenzene	Toluene-d8 (IS)	12.851	12.851	11,415	
m-/p-Xylenes	Toluene-d8 (IS)	13.028	13.028	19,418	
o-Xylene	Toluene-d8 (IS)	13.530	13.530	8,621	

benzene-d6 (IS)

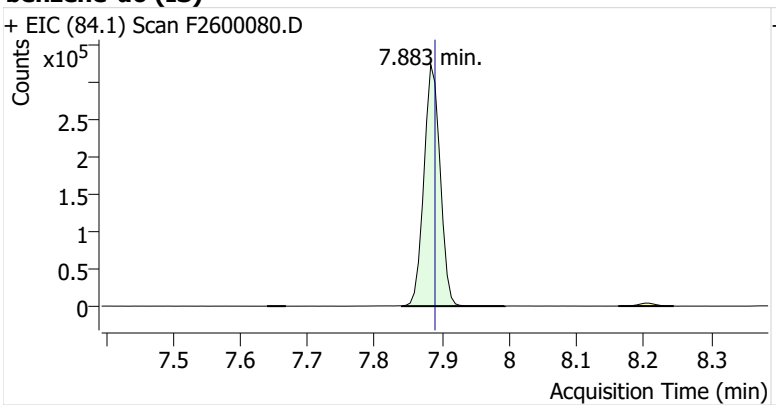

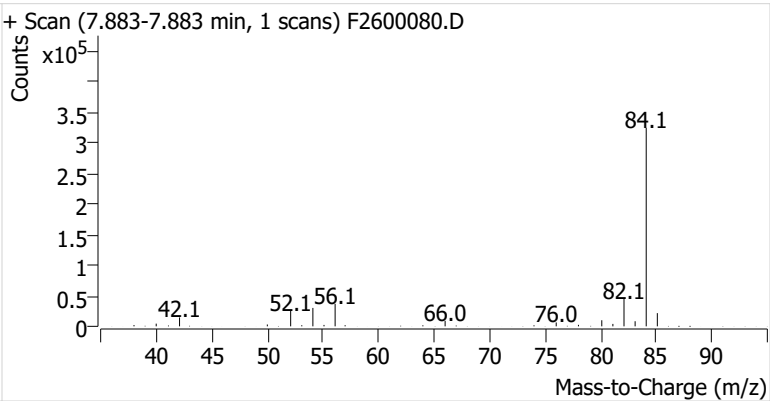

Benzene

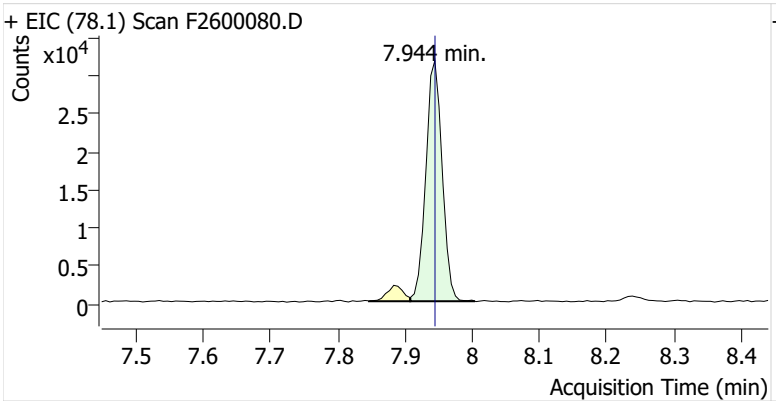

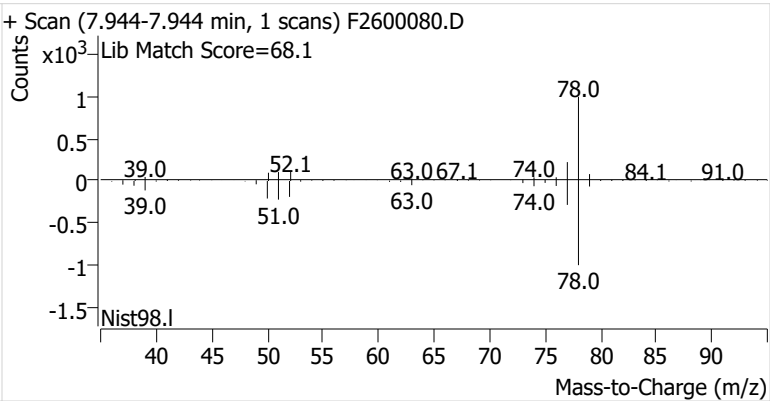

Toluene-d8 (IS)

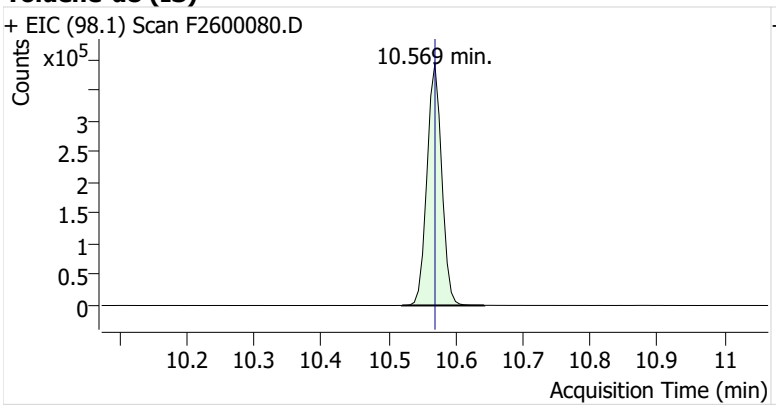

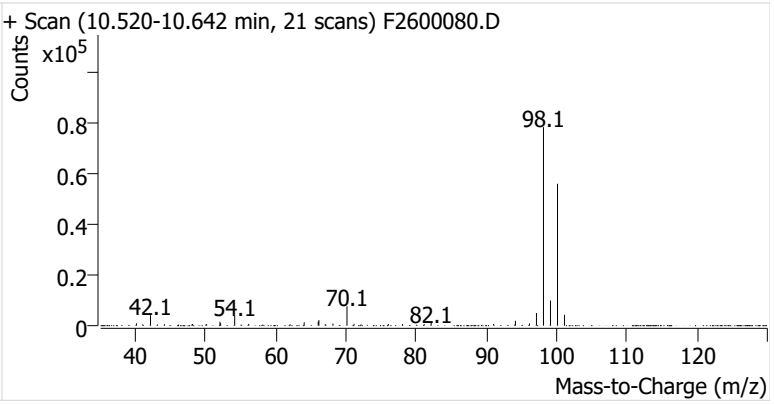

Toluene

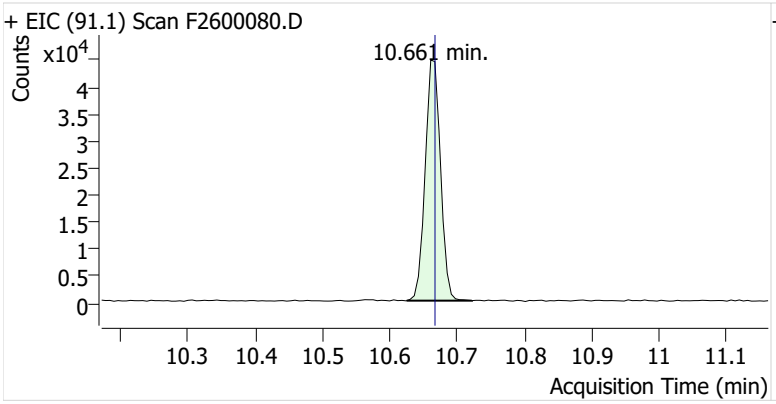

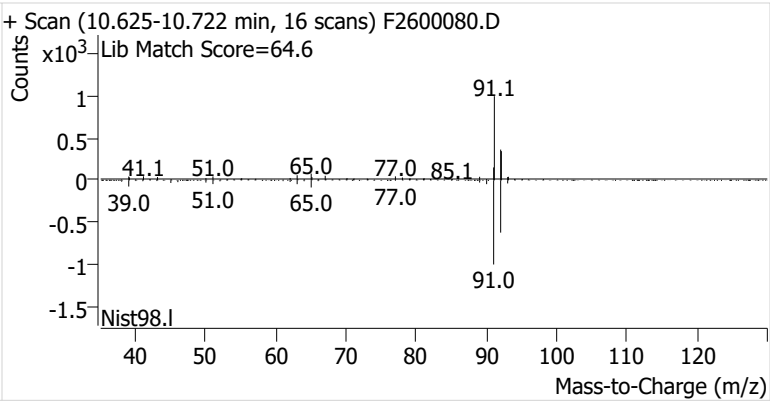

Ethylbenzene

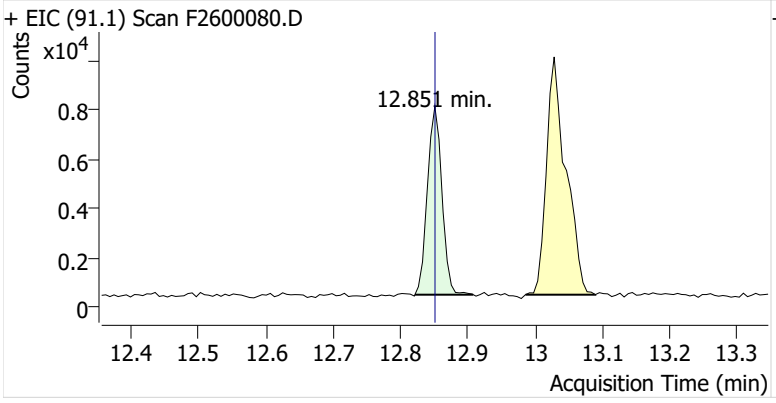

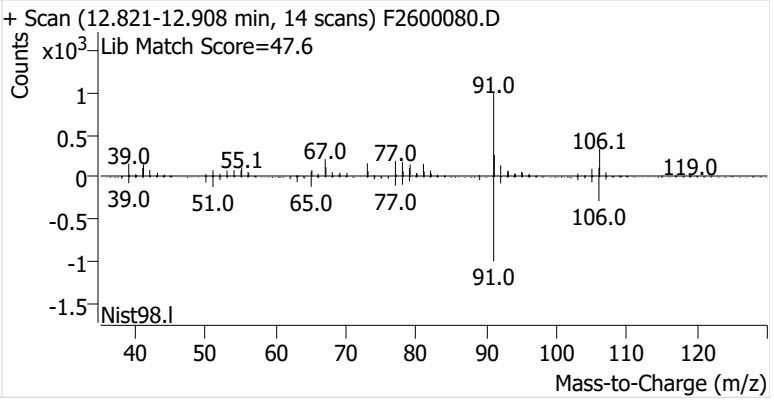

m-/p-Xylenes

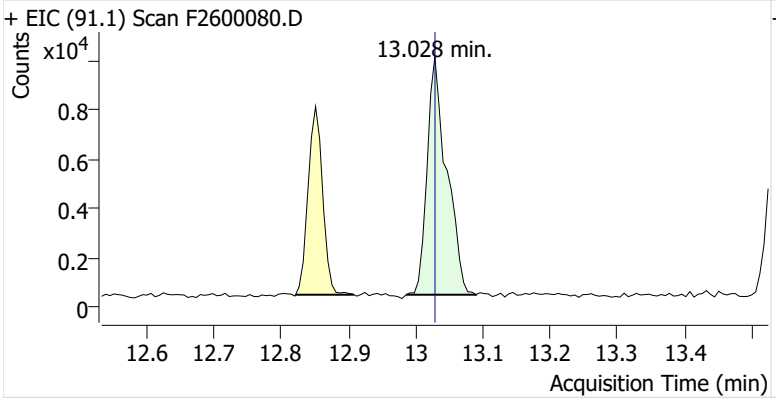

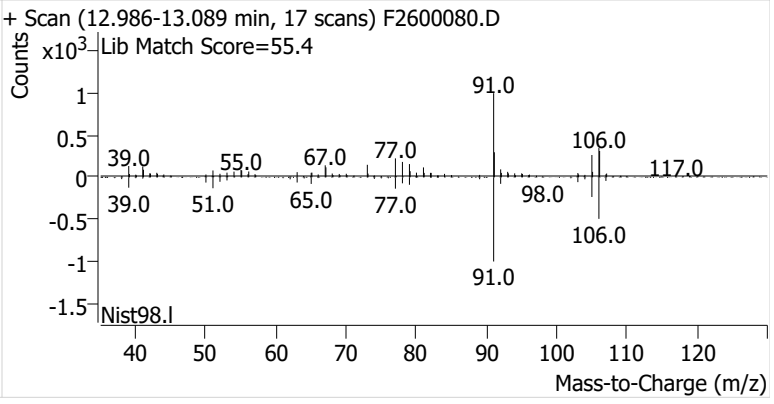

o-Xylene

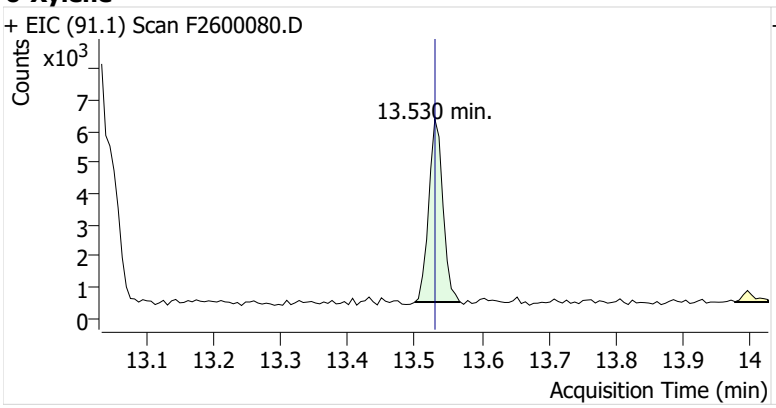
+ EIC (91.1) Scan F2600080.D
Counts
x10^3
13.530 min.
Acquisition Time (min)

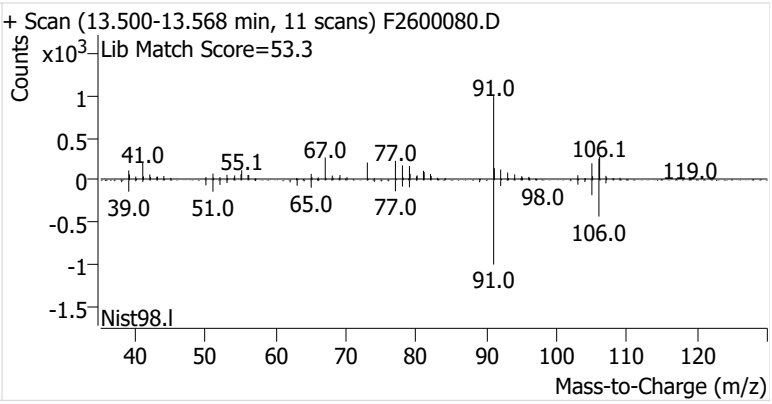
+ Scan (13.500-13.568 min, 11 scans) F2600080.D
Lib Match Score=53.3
Counts
x10^3
91.0
41.0
55.1
67.0
77.0
106.1
119.0
39.0
51.0
65.0
77.0
98.0
106.0
91.0
Nist98.l
Mass-to-Charge (m/z)

Name	IRVSEA-2-D-20251223
Comment	C43595
Data File	F2600081.D
Acq. Date-Time	1/8/2026 4:52:45 PM
Acq. Method File	M325B-MTD
Tube Sorbent	Carbopack X
Analyze Quant Version	12.1
Report Quant Version	12.1

Sample Chromatogram

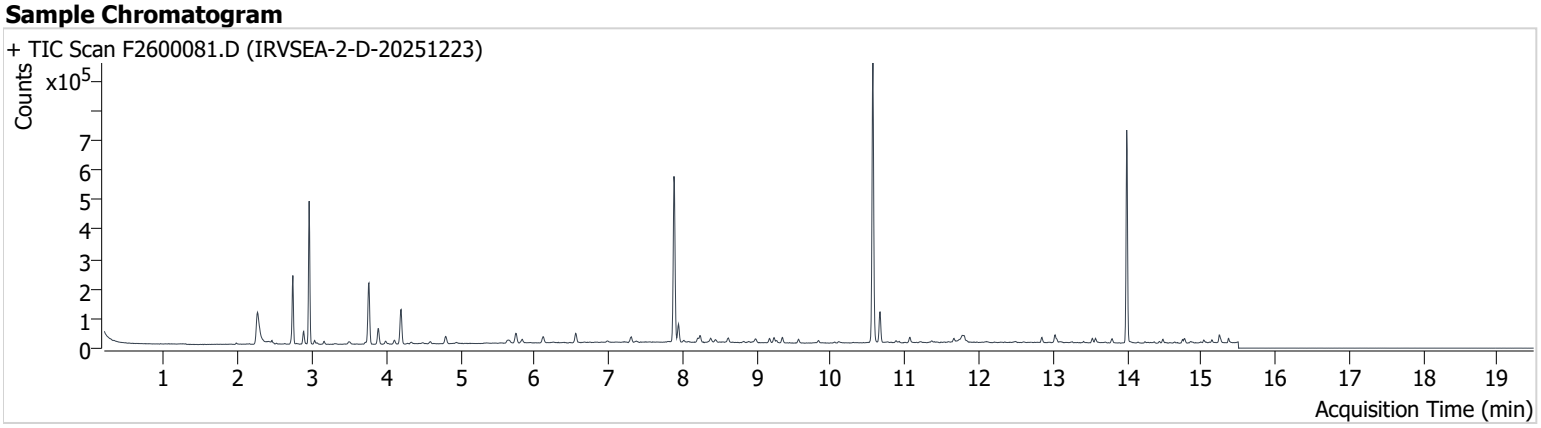

Name	ISTD	RT	ICAL RT	Resp.	Int. Flag
benzene-d6 (IS)		7.883	7.889	543,333	
Benzene	benzene-d6 (IS)	7.944	7.945	54,694	
Toluene-d8 (IS)		10.569	10.569	600,578	
Toluene	Toluene-d8 (IS)	10.667	10.667	71,786	
Ethylbenzene	Toluene-d8 (IS)	12.851	12.851	11,571	
m-/p-Xylenes	Toluene-d8 (IS)	13.028	13.028	19,678	
o-Xylene	Toluene-d8 (IS)	13.530	13.530	8,360	

benzene-d6 (IS)

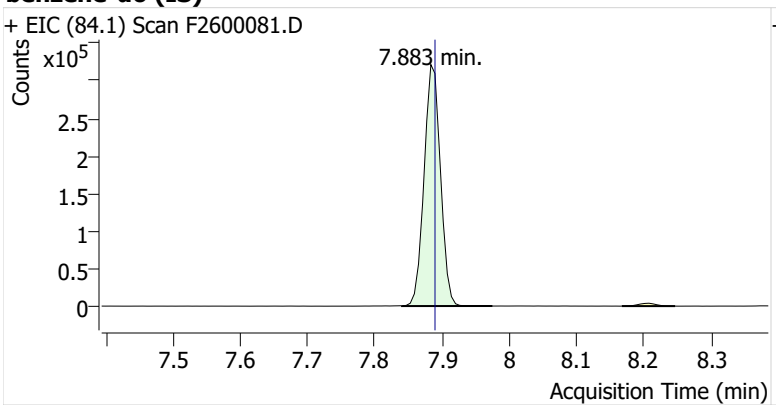

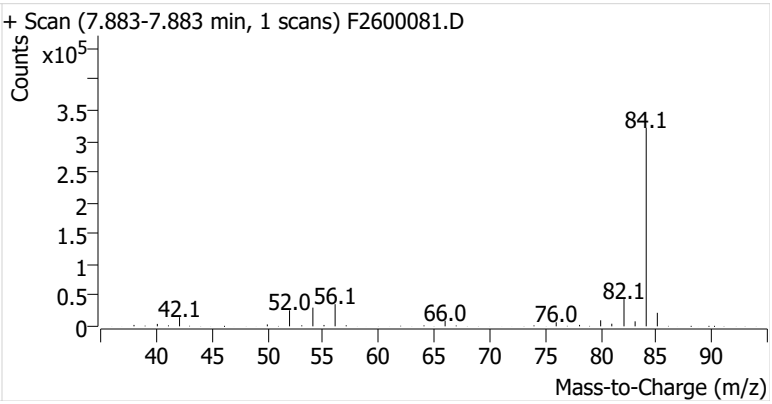

Benzene

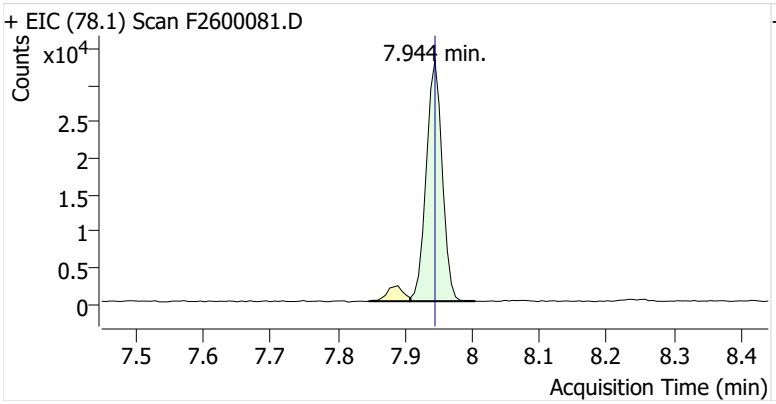

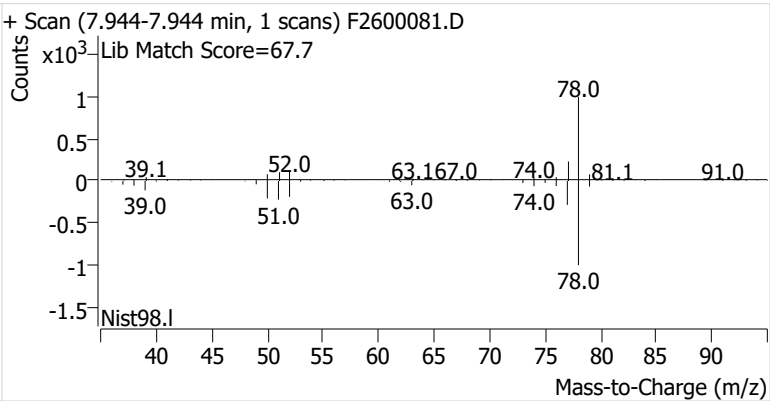

Toluene-d8 (IS)

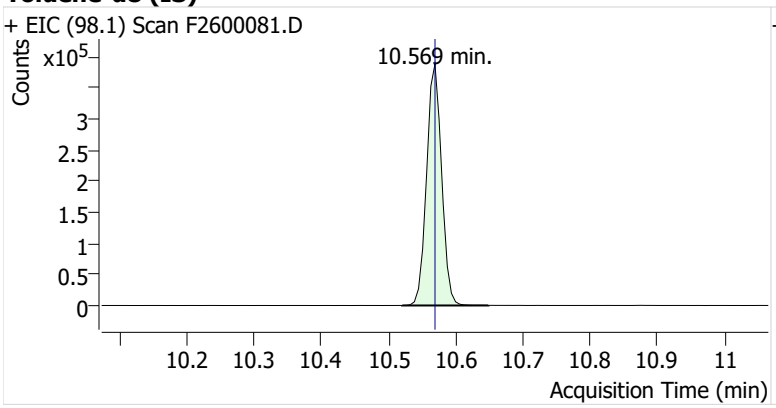

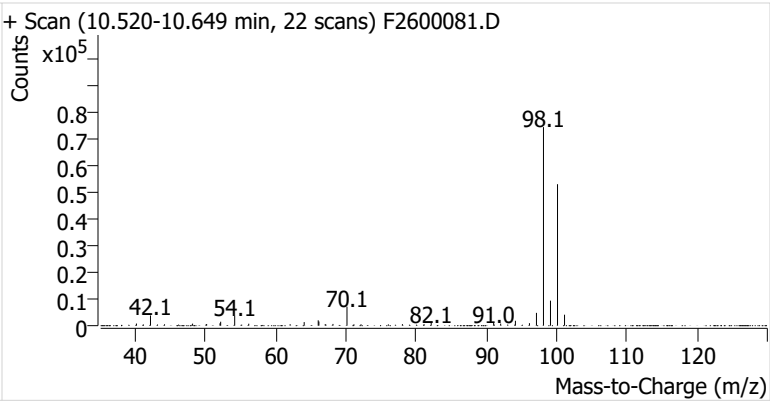

Toluene

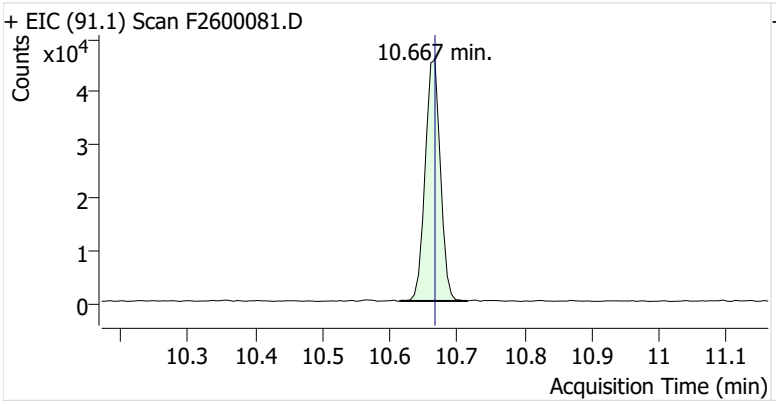

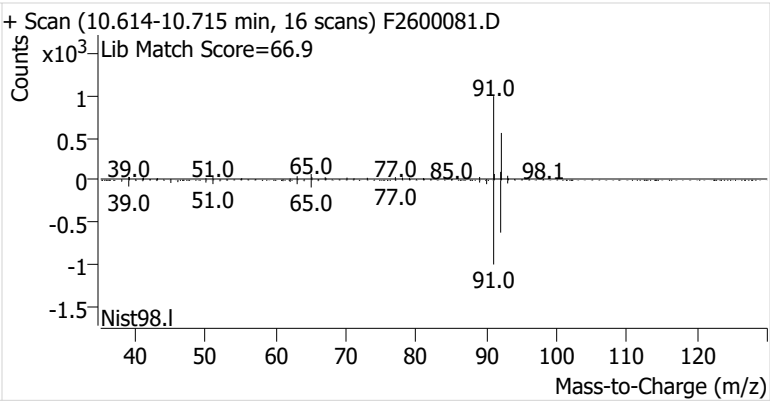

Ethylbenzene

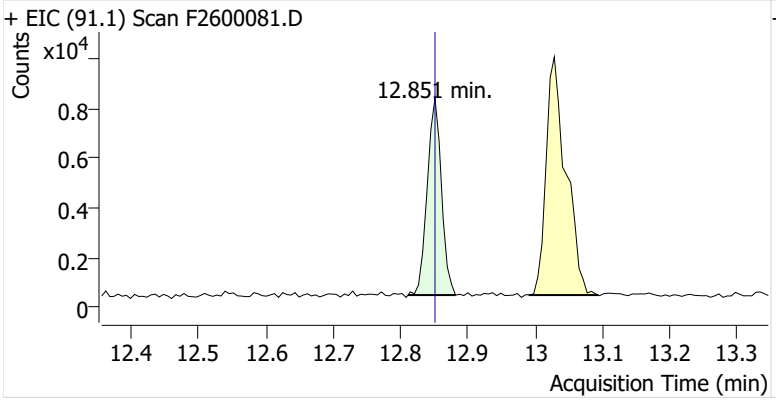

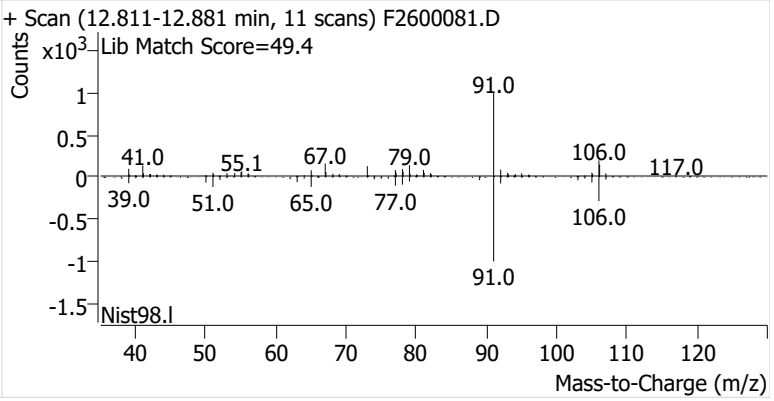

m-/p-Xylenes

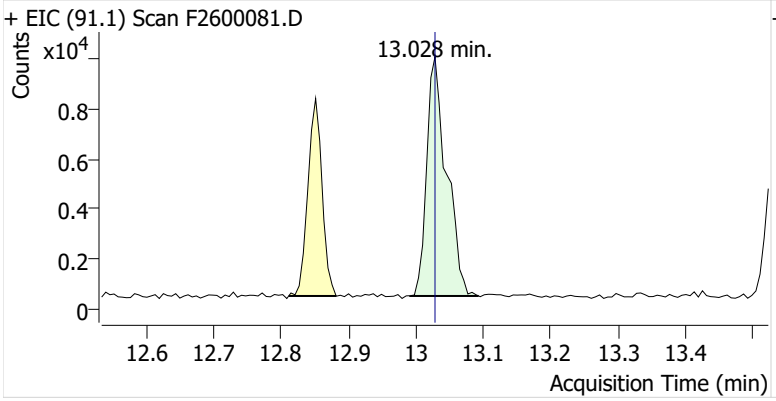

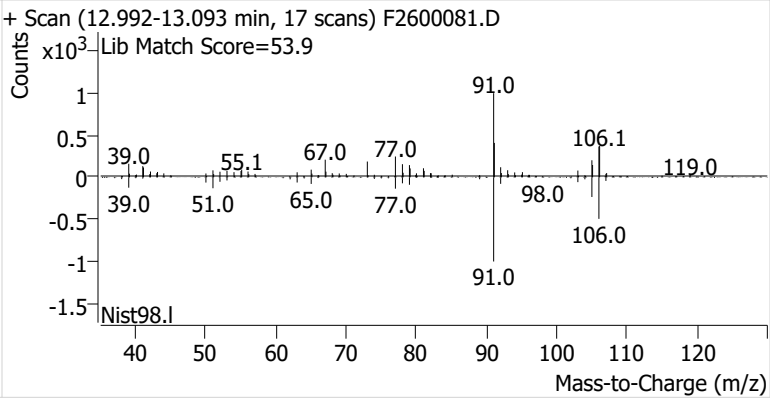

o-Xylene

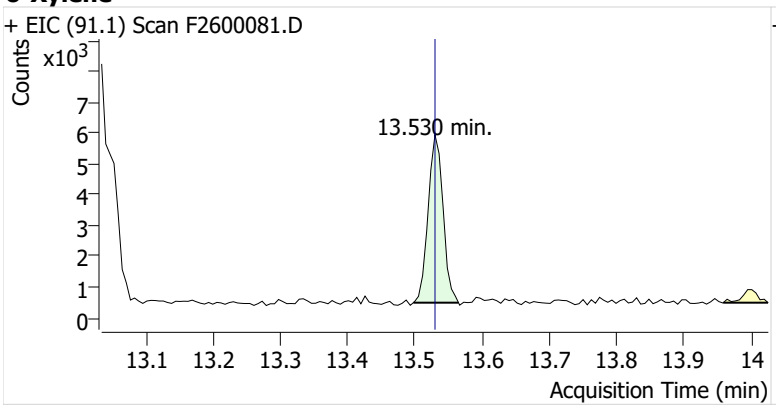
+ EIC (91.1) Scan F2600081.D
Counts
x10^3
13.530 min.
Acquisition Time (min)

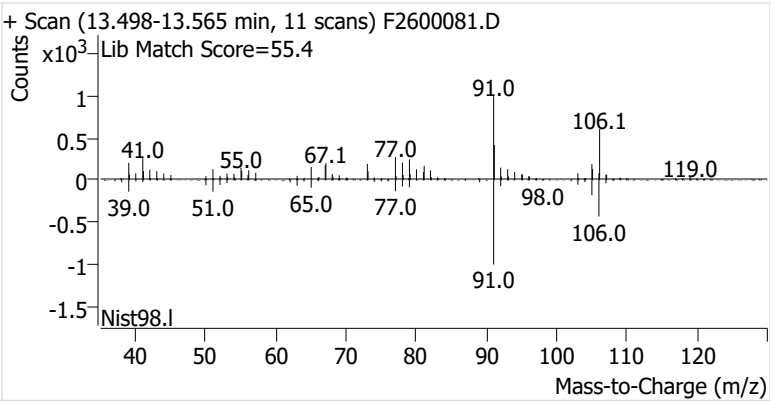
+ Scan (13.498-13.565 min, 11 scans) F2600081.D
Lib Match Score=55.4
Counts
x10^3
91.0
106.1
41.0
55.0
67.1
77.0
119.0
39.0
51.0
65.0
77.0
98.0
106.0
91.0
Nist98.l
Mass-to-Charge (m/z)

Name	IRVSEA-3-S-20251223
Comment	C53680
Data File	F2600082.D
Acq. Date-Time	1/8/2026 5:18:09 PM
Acq. Method File	M325B-MTD
Tube Sorbent	Carbopack X
Analyze Quant Version	12.1
Report Quant Version	12.1

Sample Chromatogram

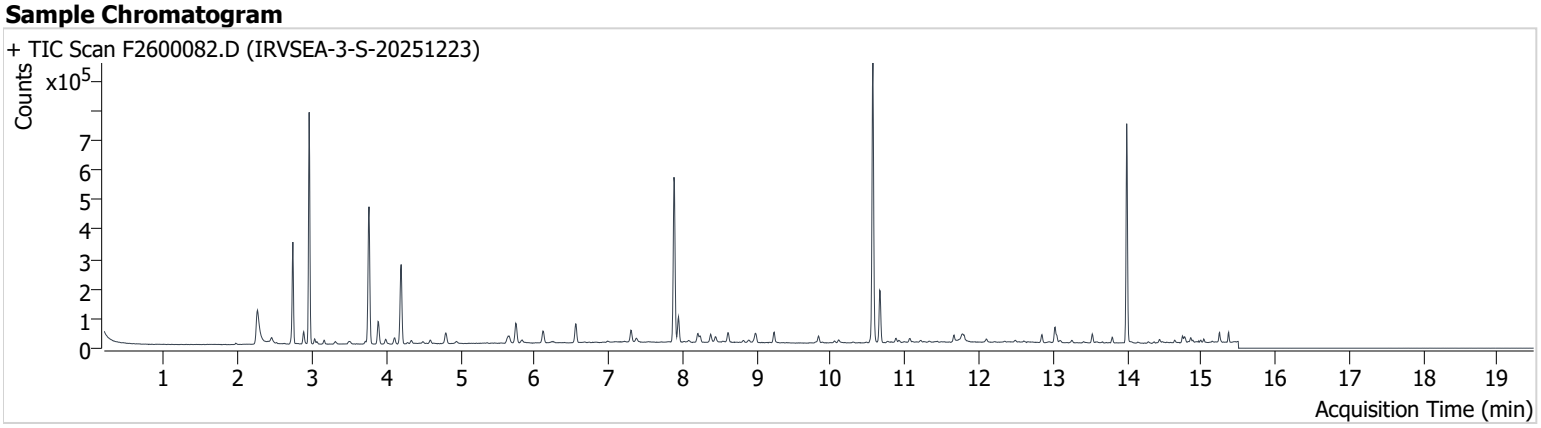

Name	ISTD	RT	ICAL RT	Resp.	Int. Flag
benzene-d6 (IS)		7.883	7.889	541,446	
Benzene	benzene-d6 (IS)	7.945	7.945	77,588	
Toluene-d8 (IS)		10.569	10.569	600,134	
Toluene	Toluene-d8 (IS)	10.661	10.667	119,839	
Ethylbenzene	Toluene-d8 (IS)	12.851	12.851	18,093	
m-/p-Xylenes	Toluene-d8 (IS)	13.028	13.028	40,206	
o-Xylene	Toluene-d8 (IS)	13.530	13.530	16,785	

benzene-d6 (IS)

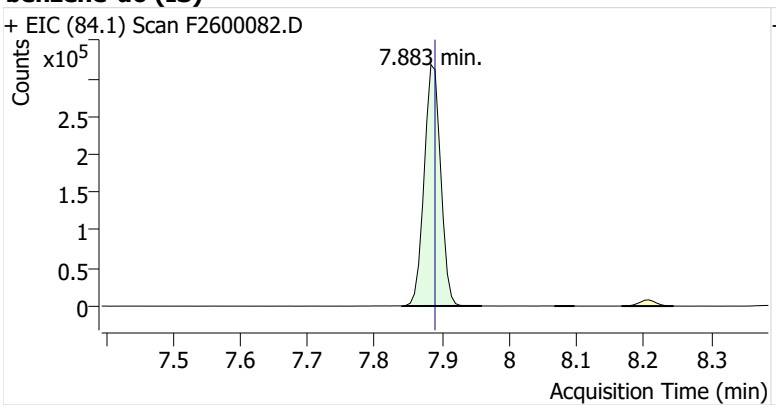

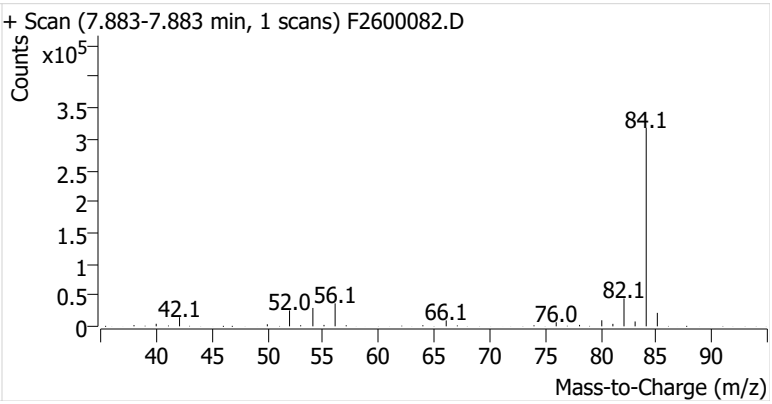

Benzene

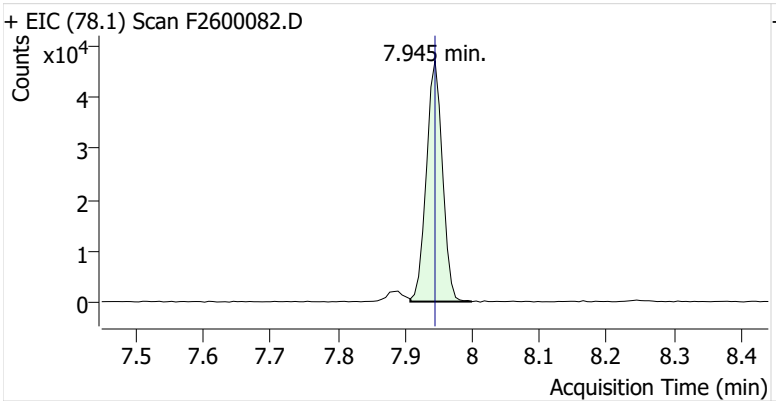

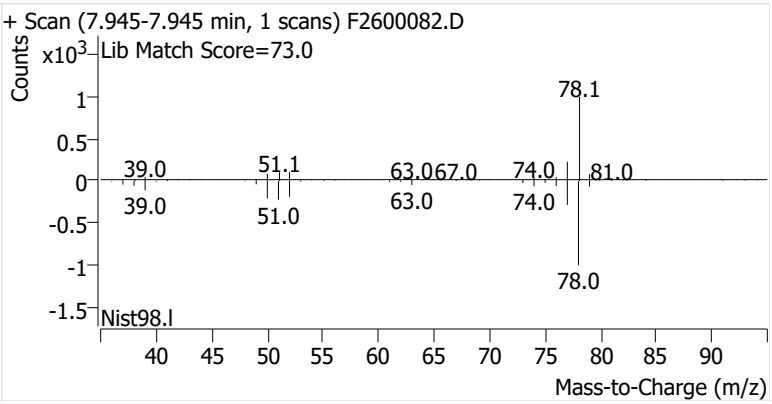

Toluene-d8 (IS)

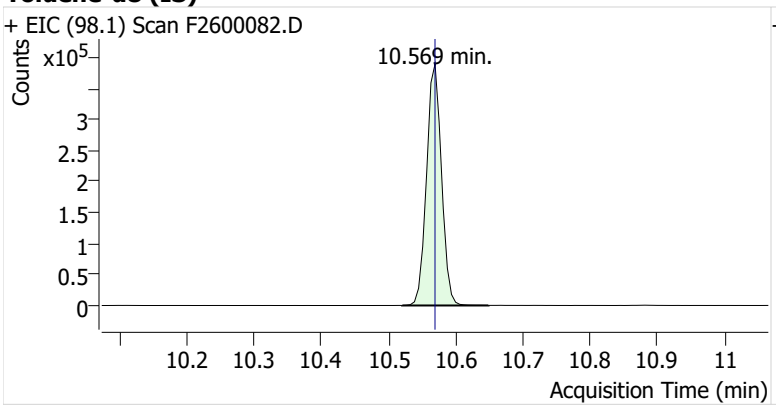

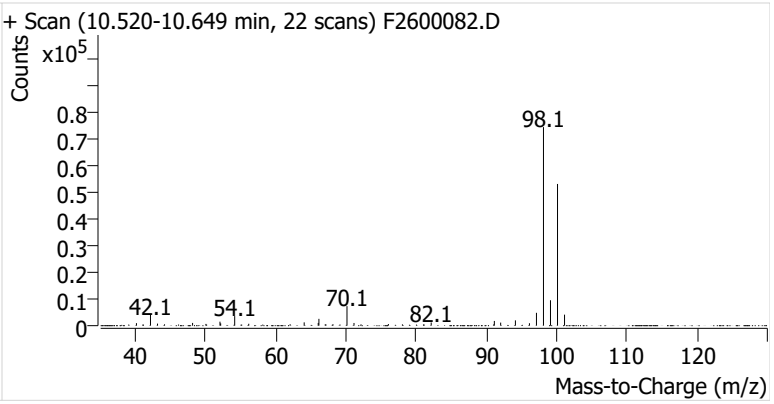

Toluene

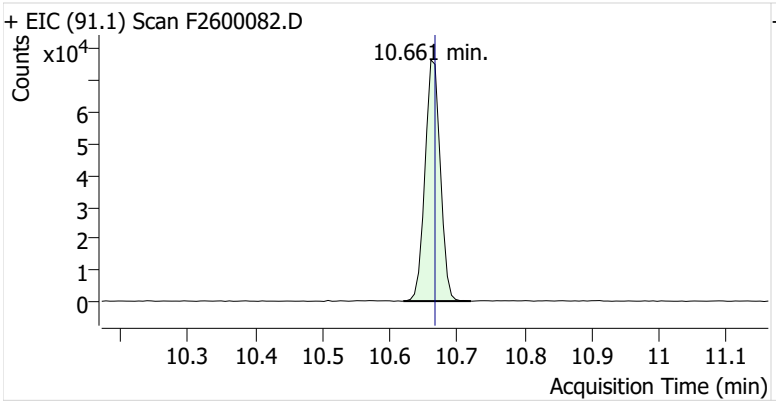

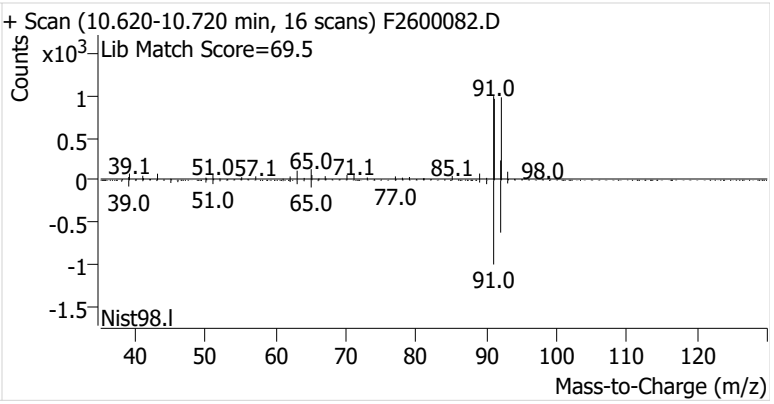

Ethylbenzene

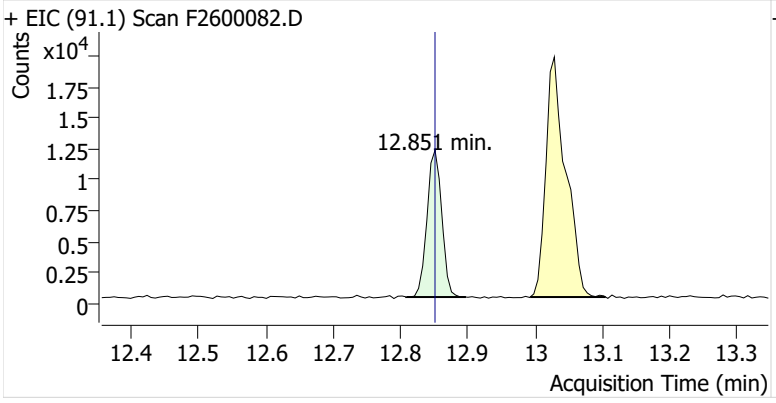

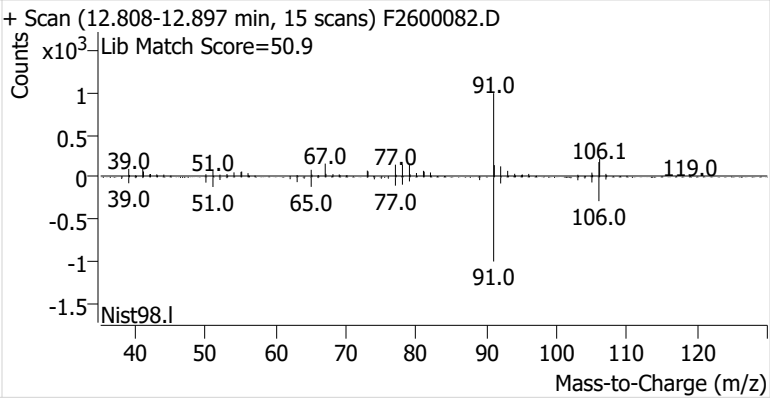

m-/p-Xylenes

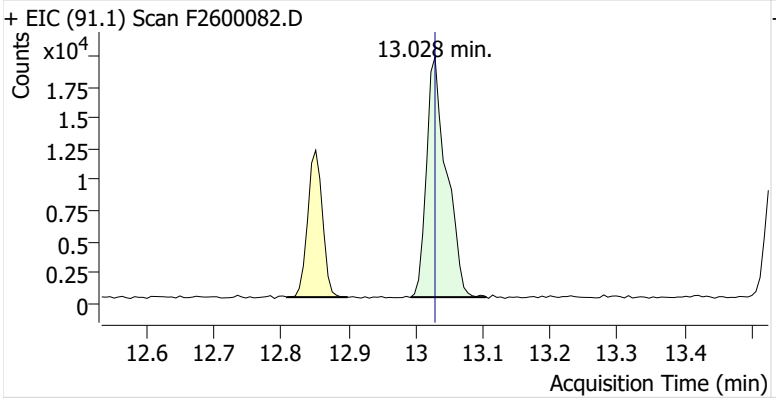

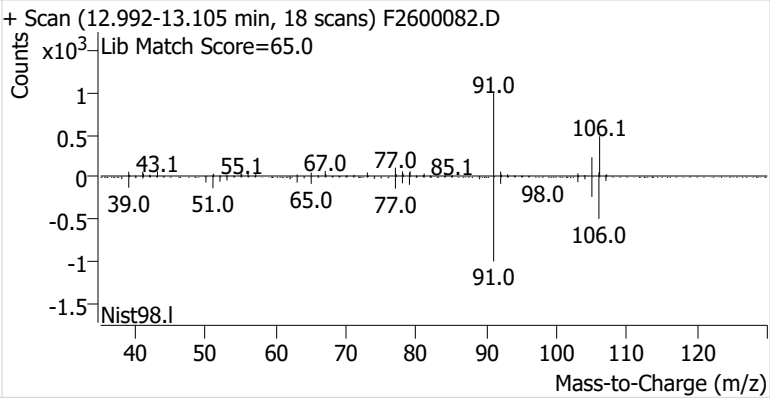

o-Xylene

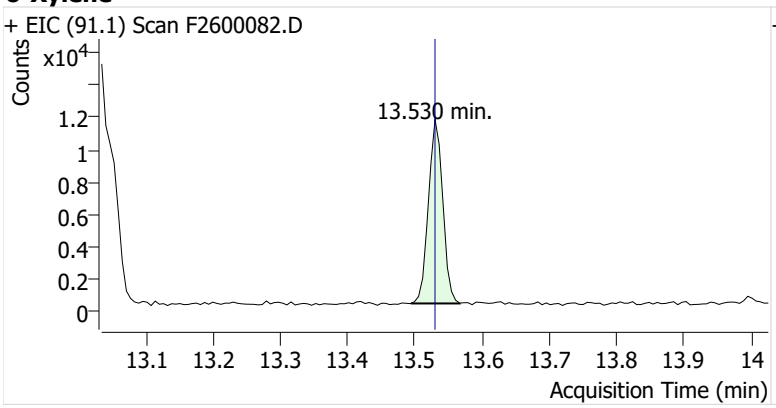
+ EIC (91.1) Scan F2600082.D
Counts
x10^4
1.2
1
0.8
0.6
0.4
0.2
0
13.530 min.
13.1 13.2 13.3 13.4 13.5 13.6 13.7 13.8 13.9 14
Acquisition Time (min)

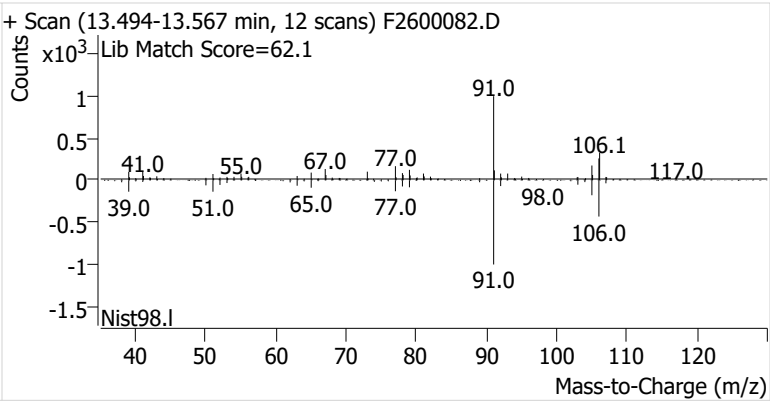
+ Scan (13.494-13.567 min, 12 scans) F2600082.D
Lib Match Score=62.1
Counts
x10^3
1
0.5
0
-0.5
-1
-1.5
91.0
106.1
41.0
55.0
67.0
77.0
117.0
98.0
39.0
51.0
65.0
77.0
106.0
91.0
Nist98.l
40 50 60 70 80 90 100 110 120
Mass-to-Charge (m/z)

Name	IRVSEA-4-S-20251223
Comment	C70152
Data File	F2600083.D
Acq. Date-Time	1/8/2026 5:43:33 PM
Acq. Method File	M325B-MTD
Tube Sorbent	Carbopack X
Analyze Quant Version	12.1
Report Quant Version	12.1

Sample Chromatogram

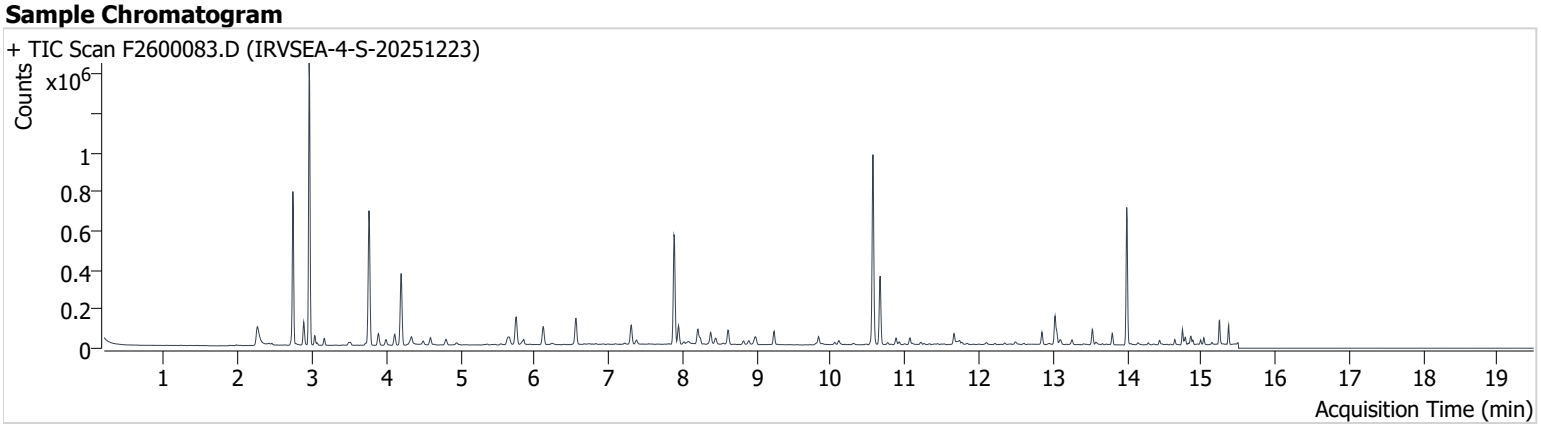

Name	ISTD	RT	ICAL RT	Resp.	Int. Flag
benzene-d6 (IS)		7.883	7.889	547,837	
Benzene	benzene-d6 (IS)	7.945	7.945	85,759	
Toluene-d8 (IS)		10.569	10.569	610,184	
Toluene	Toluene-d8 (IS)	10.667	10.667	238,832	
Ethylbenzene	Toluene-d8 (IS)	12.851	12.851	41,724	
m-/p-Xylenes	Toluene-d8 (IS)	13.029	13.028	112,118	
o-Xylene	Toluene-d8 (IS)	13.530	13.530	44,897	

benzene-d6 (IS)

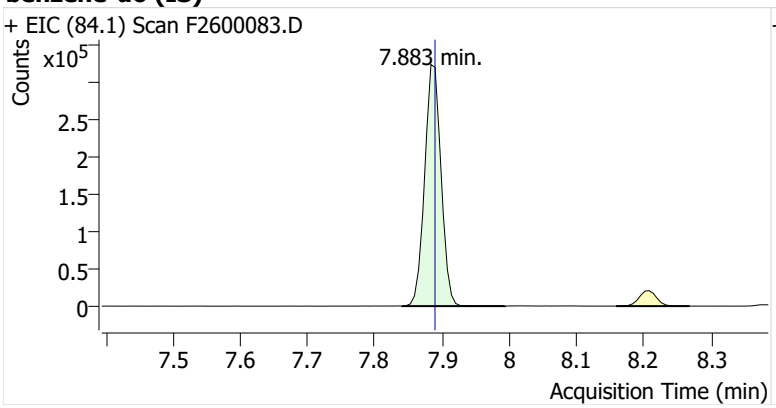

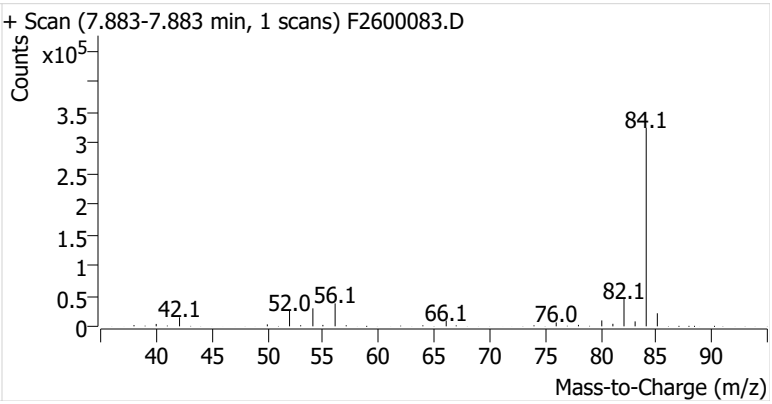

Benzene

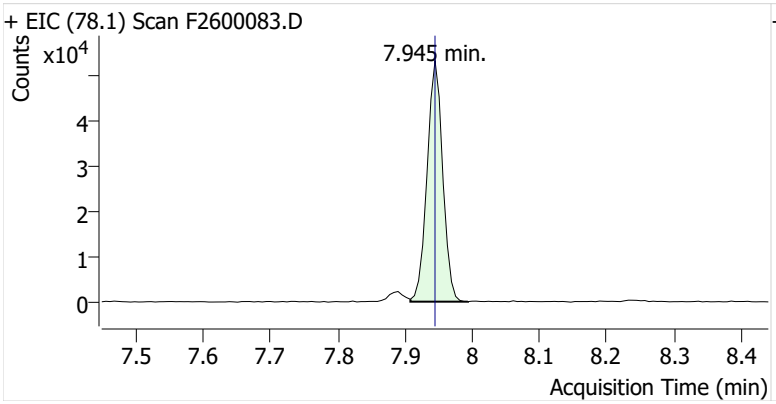

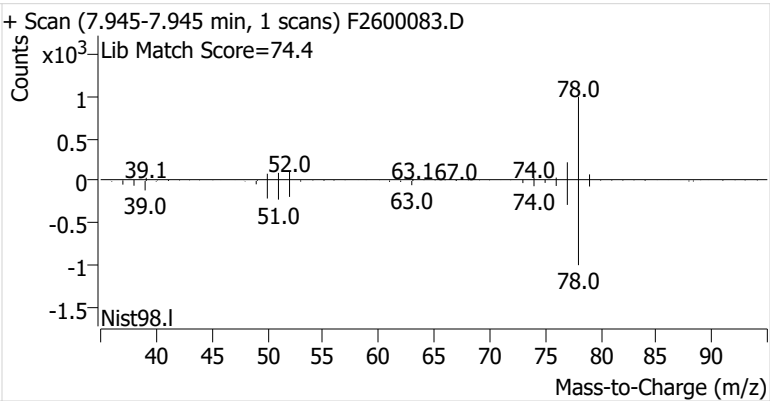

Toluene-d8 (IS)

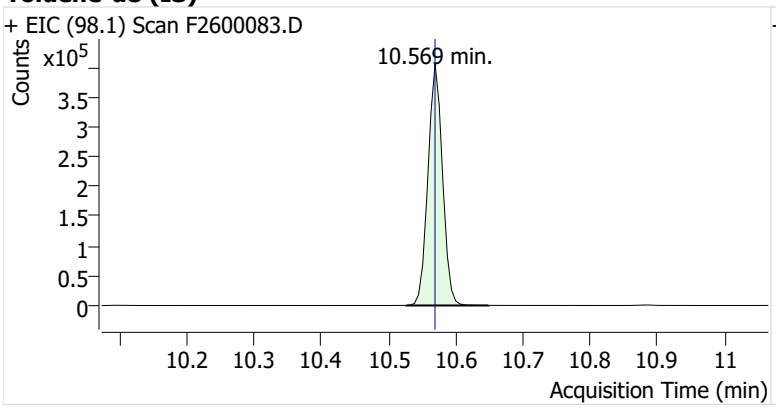

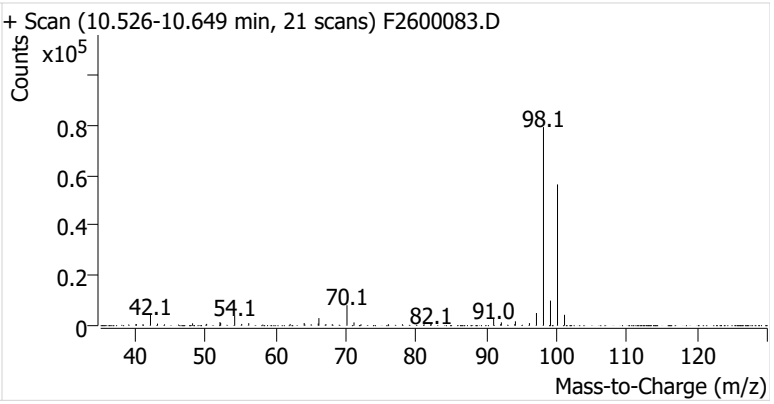

Toluene

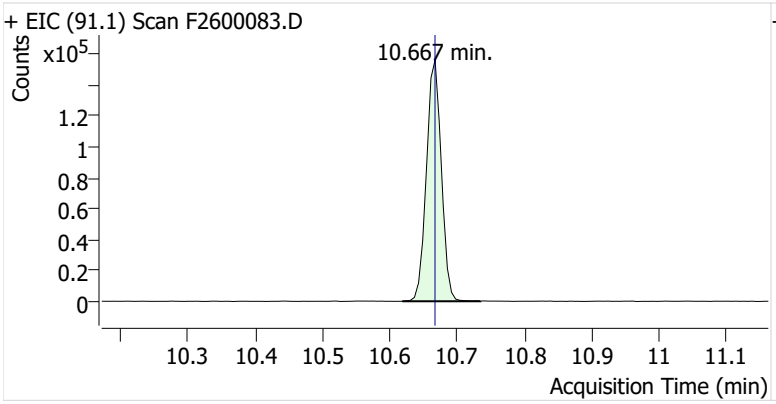

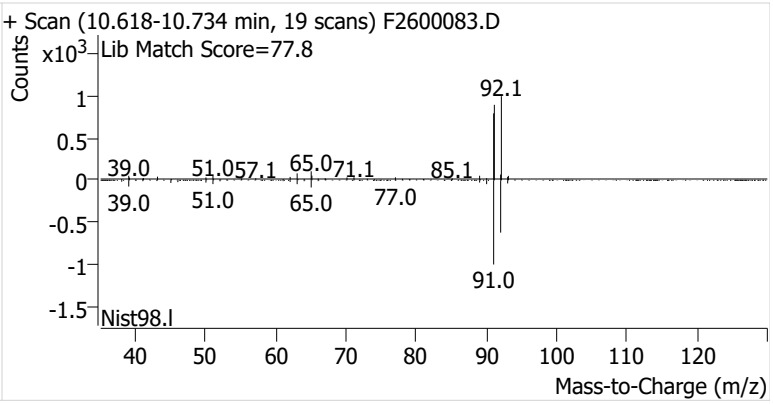

Ethylbenzene

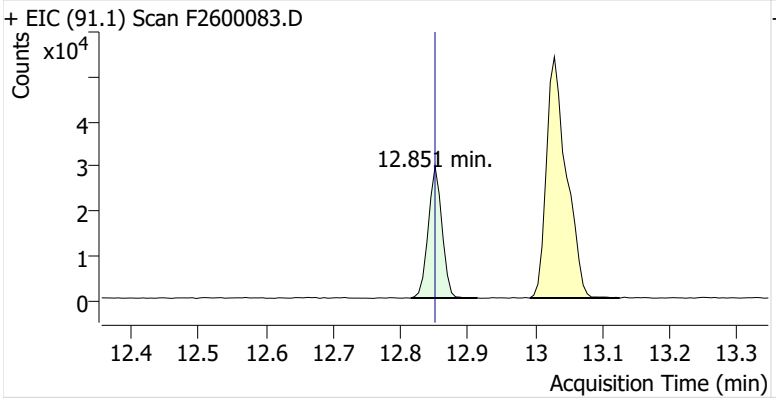

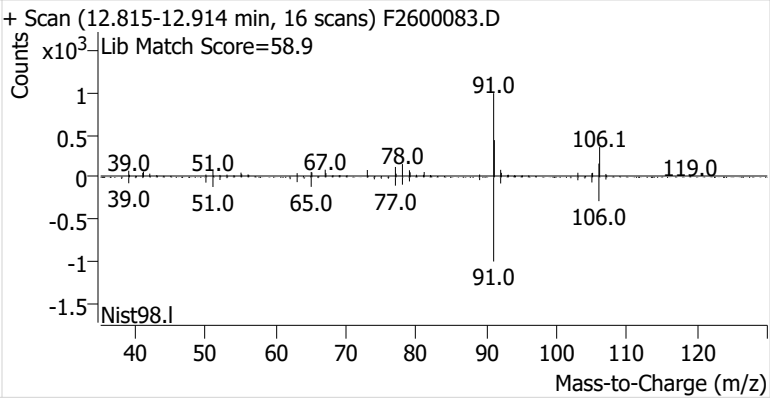

m-/p-Xylenes

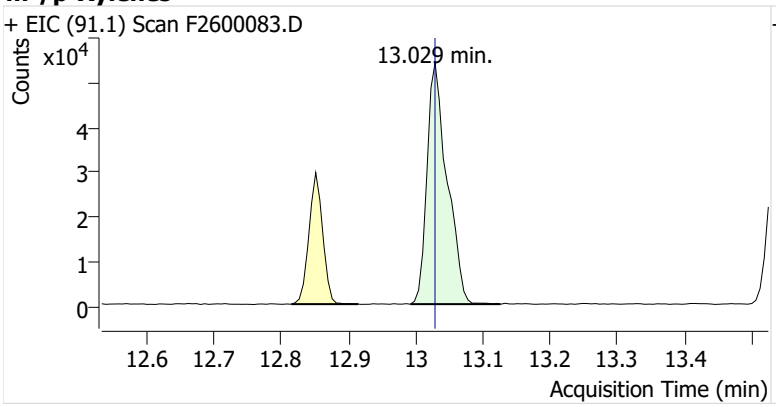

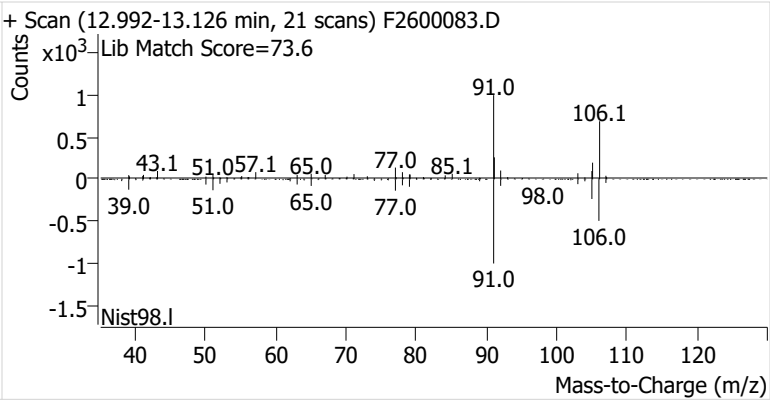

o-Xylene

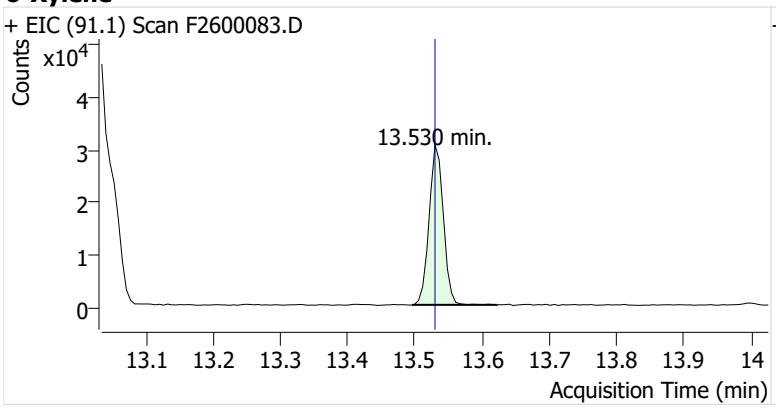
+ EIC (91.1) Scan F2600083.D
Counts
x10^4
13.530 min.
Acquisition Time (min)

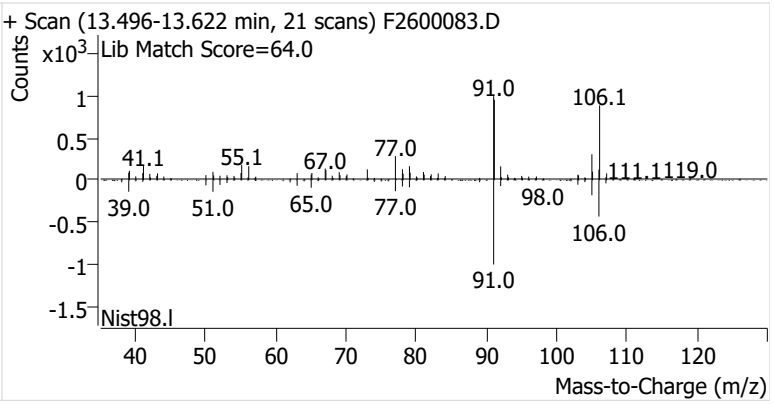
+ Scan (13.496-13.622 min, 21 scans) F2600083.D
Counts
x10^3
Lib Match Score=64.0
91.0
106.1
41.1
55.1
67.0
77.0
111.1119.0
39.0
51.0
65.0
77.0
98.0
106.0
91.0
Nist98.l
Mass-to-Charge (m/z)

Name	IRVSEA-5-S-20251223
Comment	C20560
Data File	F2600084.D
Acq. Date-Time	1/8/2026 6:08:52 PM
Acq. Method File	M325B-MTD
Tube Sorbent	Carbopack X
Analyze Quant Version	12.1
Report Quant Version	12.1

Sample Chromatogram

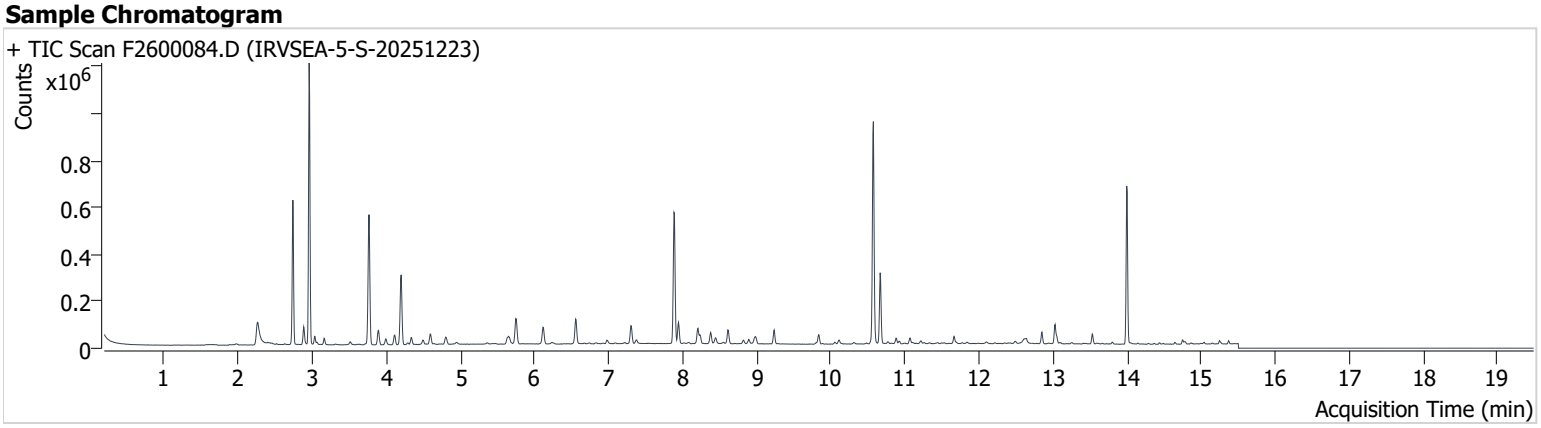

Name	ISTD	RT	ICAL RT	Resp.	Int. Flag
benzene-d6 (IS)		7.883	7.889	549,750	
Benzene	benzene-d6 (IS)	7.945	7.945	81,215	
Toluene-d8 (IS)		10.575	10.569	608,048	
Toluene	Toluene-d8 (IS)	10.667	10.667	202,676	
Ethylbenzene	Toluene-d8 (IS)	12.851	12.851	32,849	
m-/p-Xylenes	Toluene-d8 (IS)	13.028	13.028	59,781	
o-Xylene	Toluene-d8 (IS)	13.530	13.530	24,006	

benzene-d6 (IS)

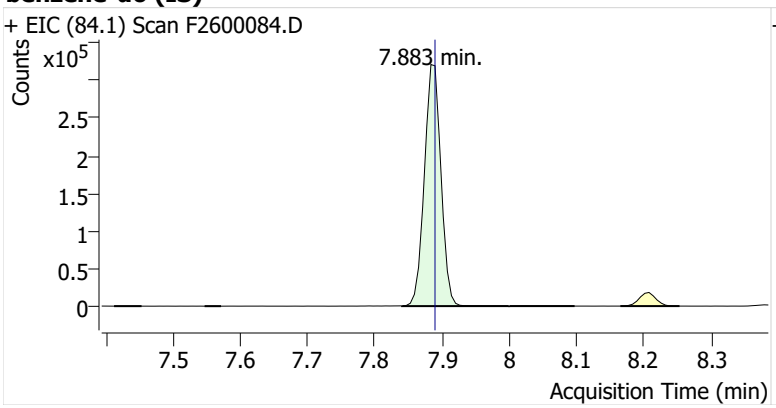

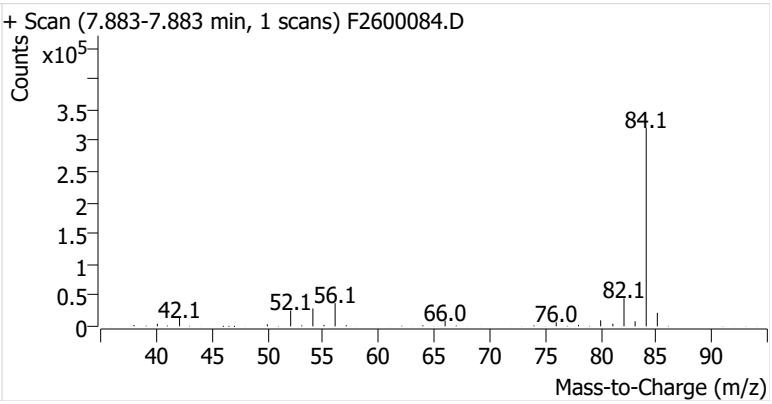

Benzene

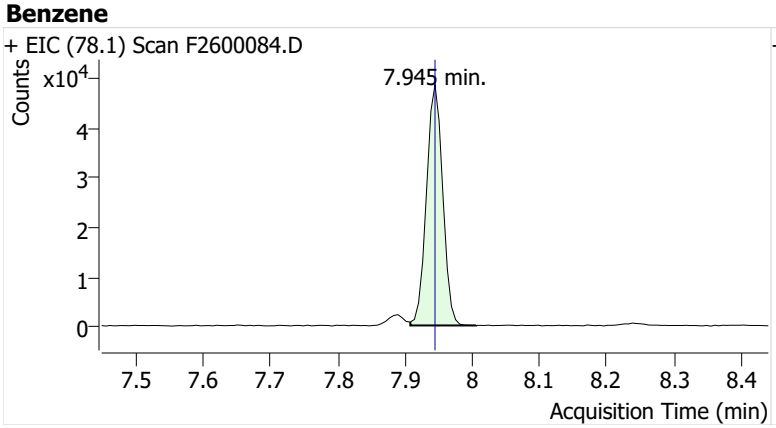

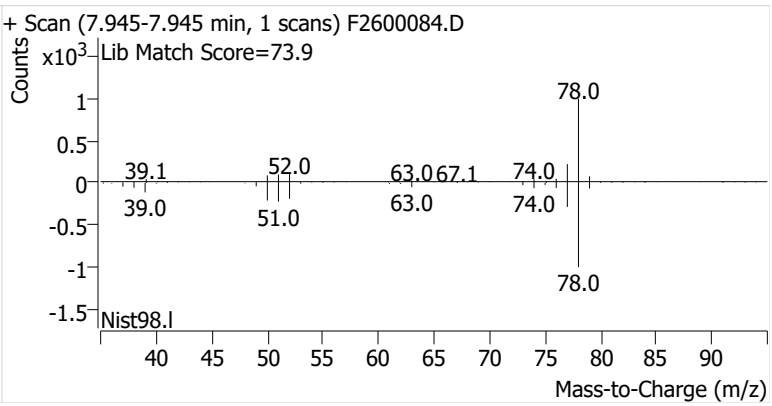

Toluene-d8 (IS)

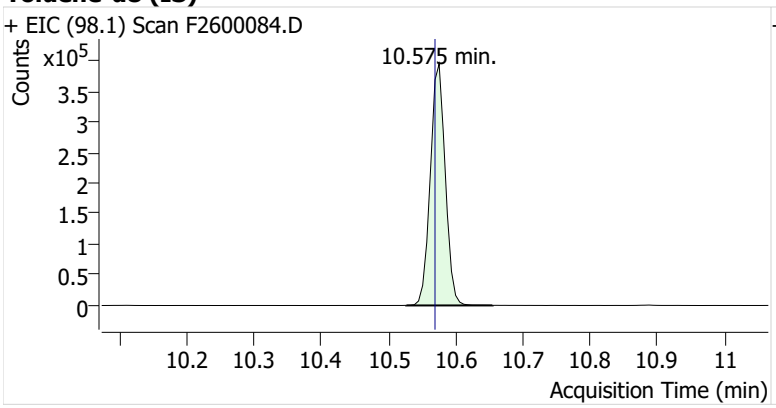

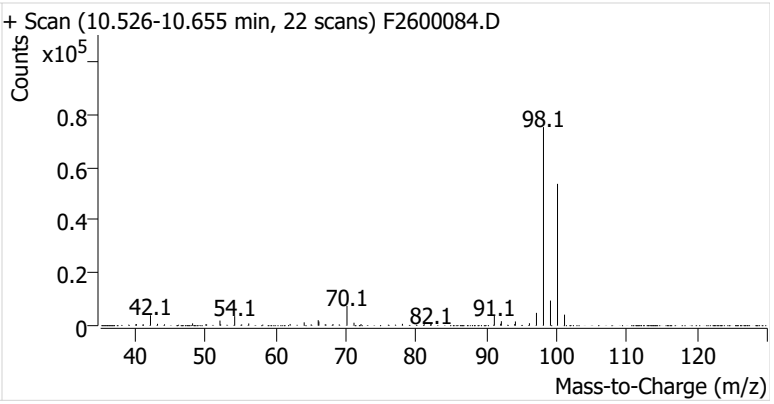

Toluene

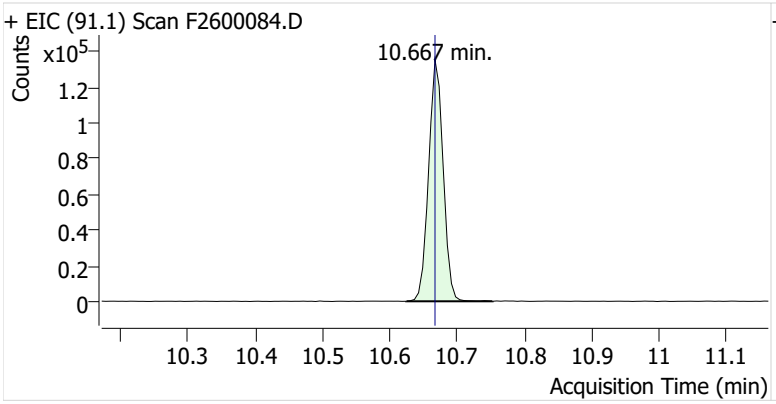

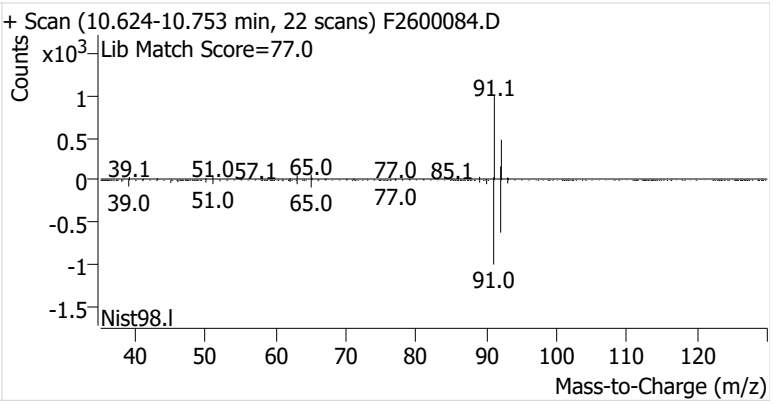

Ethylbenzene

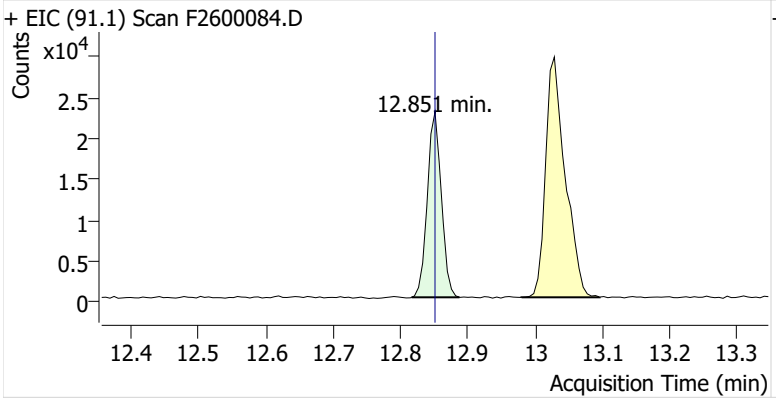

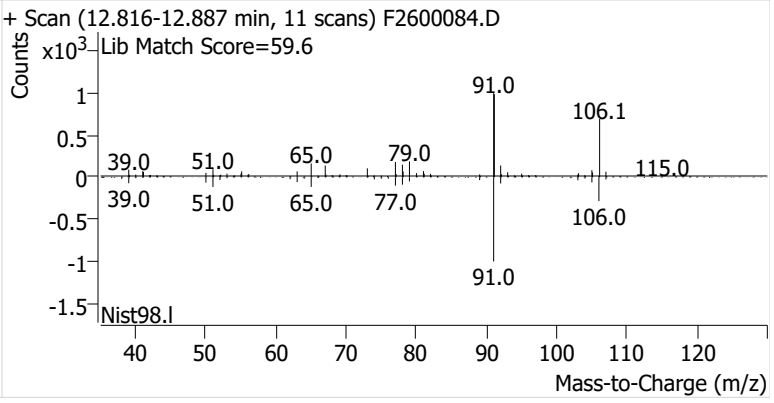

m-/p-Xylenes

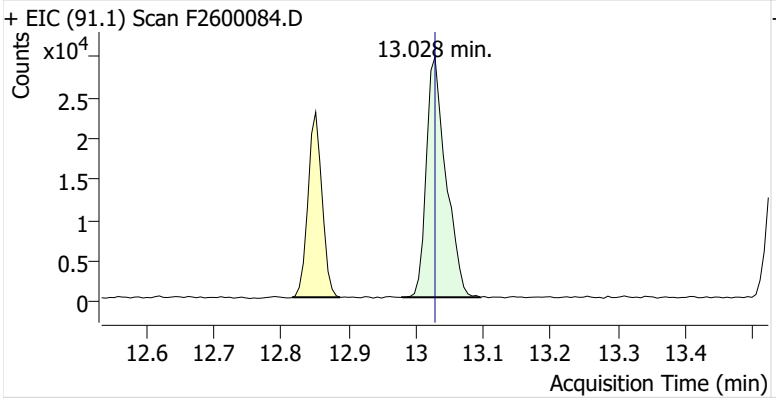

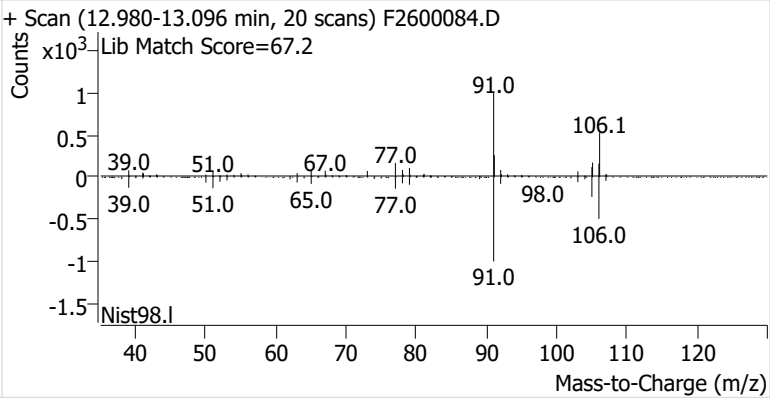

o-Xylene

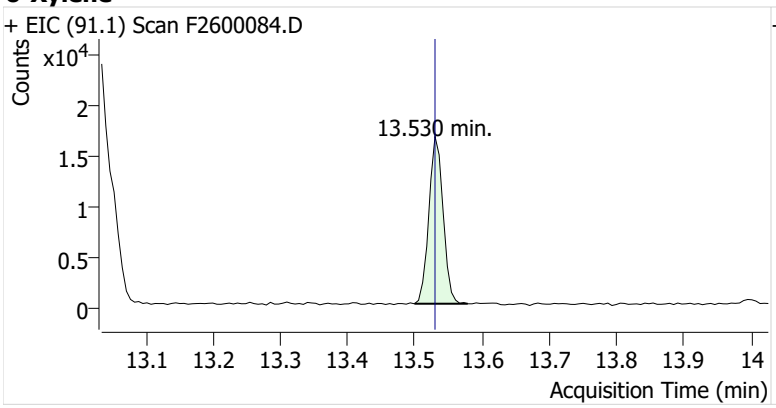
+ EIC (91.1) Scan F2600084.D
Counts
x10^4
2
1.5
1
0.5
0
13.530 min.
13.1 13.2 13.3 13.4 13.5 13.6 13.7 13.8 13.9 14
Acquisition Time (min)

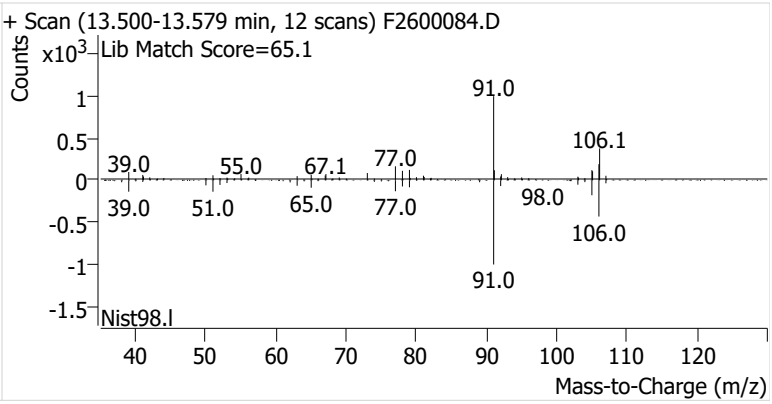
+ Scan (13.500-13.579 min, 12 scans) F2600084.D
Lib Match Score=65.1
Counts
x10^3
1
0.5
0
-0.5
-1
-1.5
91.0
106.1
39.0
55.0
67.1
77.0
98.0
39.0
51.0
65.0
77.0
106.0
91.0
Nist98.l
40 50 60 70 80 90 100 110 120
Mass-to-Charge (m/z)

Name	IRVSEA-6-S-20251223
Comment	C70013
Data File	F2600085.D
Acq. Date-Time	1/8/2026 6:35:07 PM
Acq. Method File	M325B-MTD
Tube Sorbent	Carbopack X
Analyze Quant Version	12.1
Report Quant Version	12.1

Sample Chromatogram

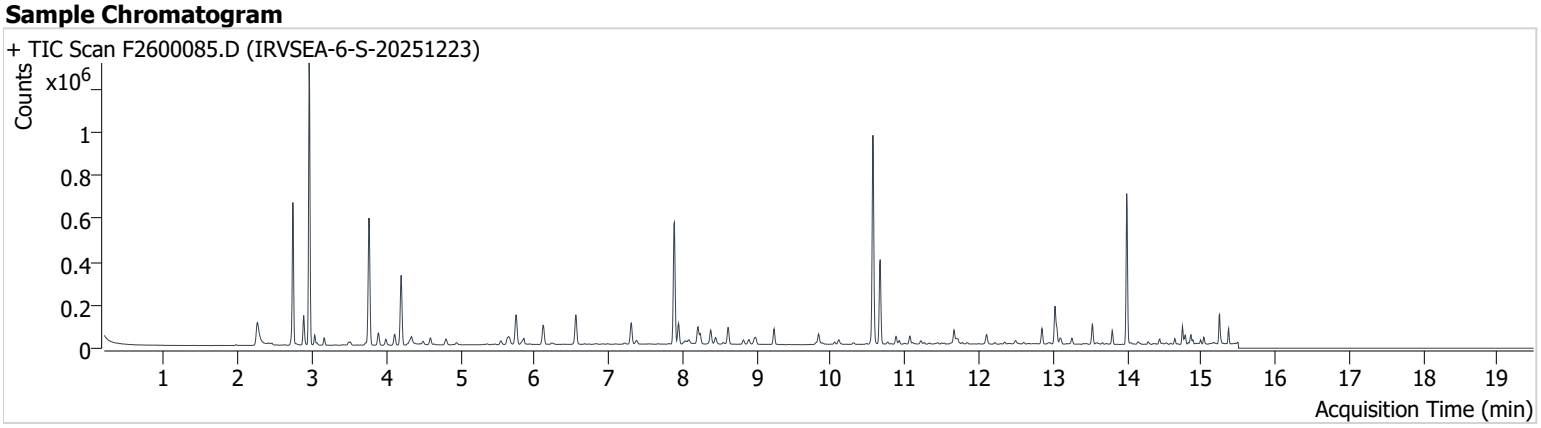

Name	ISTD	RT	ICAL RT	Resp.	Int. Flag
benzene-d6 (IS)		7.889	7.889	551,582	
Benzene	benzene-d6 (IS)	7.944	7.945	87,630	
Toluene-d8 (IS)		10.569	10.569	608,562	
Toluene	Toluene-d8 (IS)	10.667	10.667	271,516	
Ethylbenzene	Toluene-d8 (IS)	12.851	12.851	49,427	
m-/p-Xylenes	Toluene-d8 (IS)	13.028	13.028	132,351	
o-Xylene	Toluene-d8 (IS)	13.530	13.530	52,736	

benzene-d6 (IS)

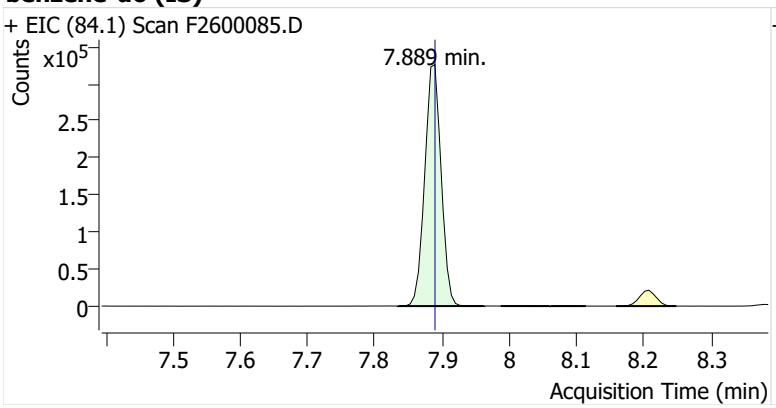

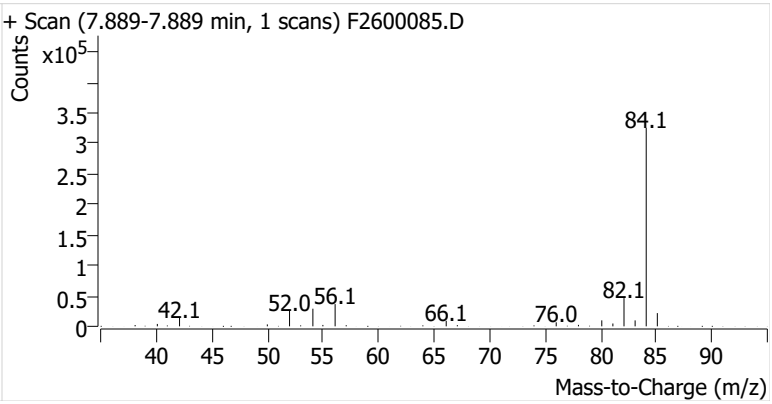

Benzene

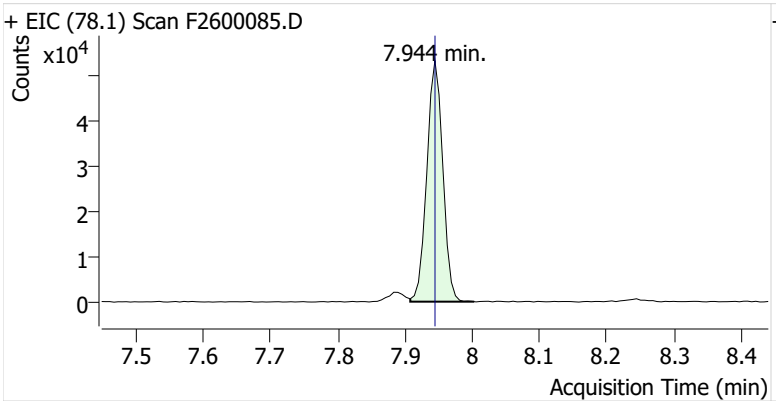

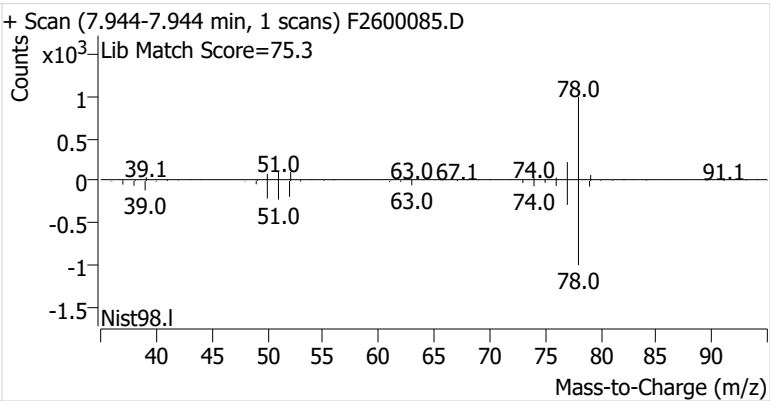

Toluene-d8 (IS)

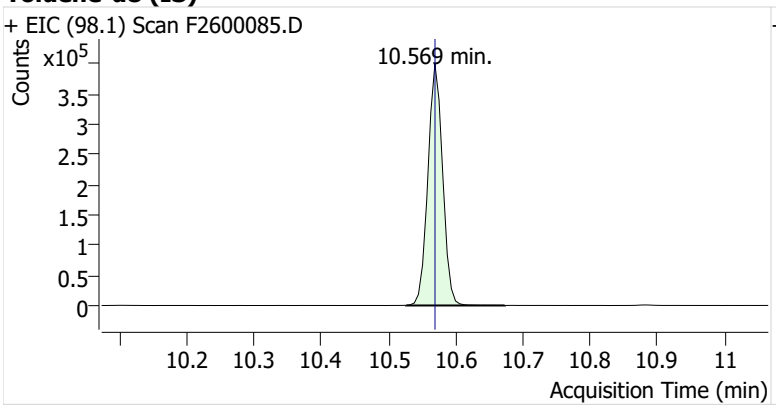

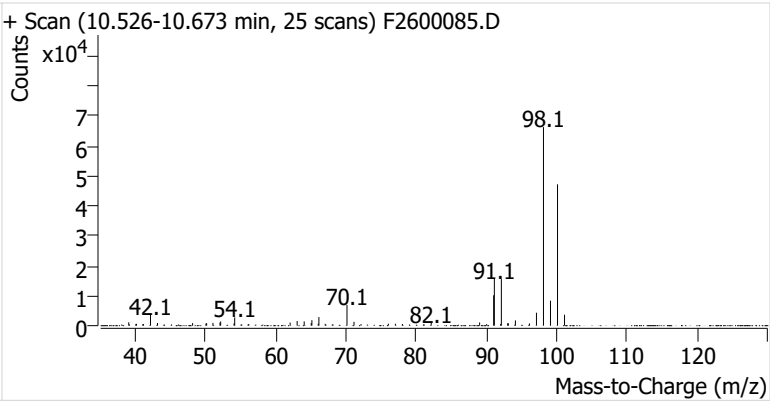

Toluene

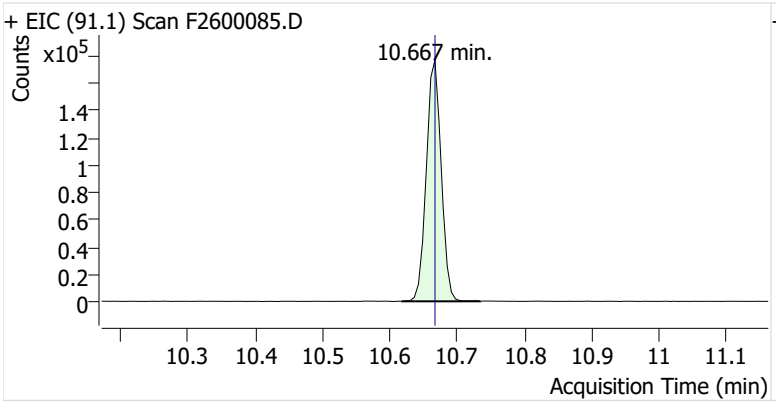

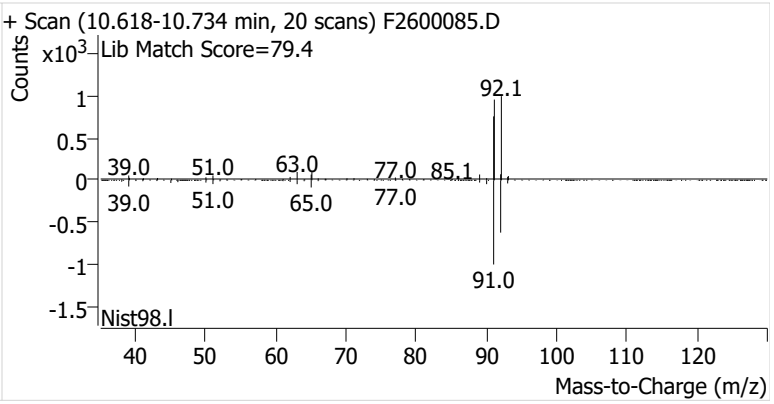

Ethylbenzene

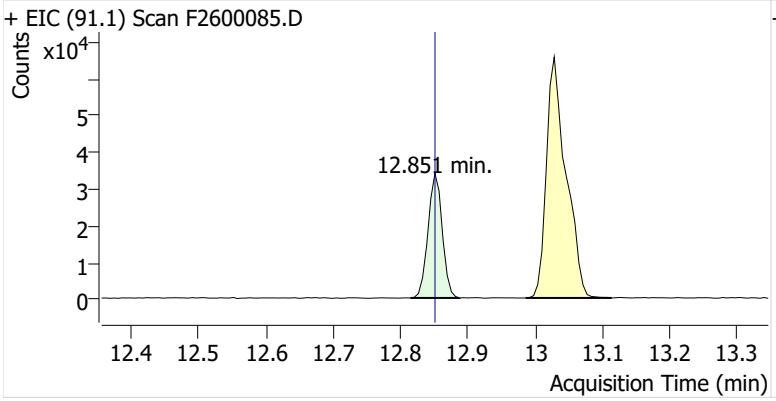

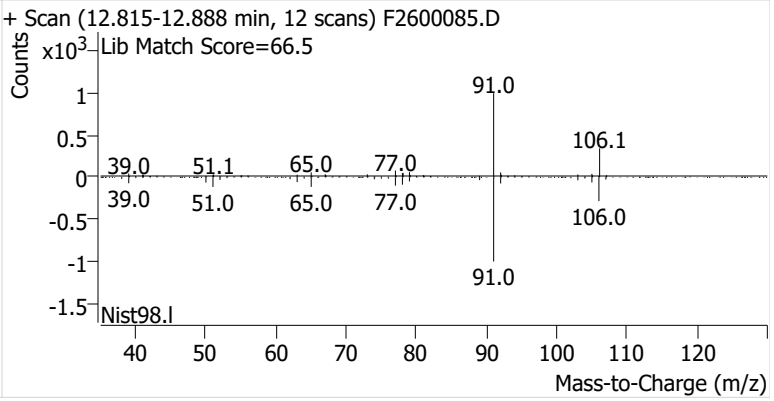

m-/p-Xylenes

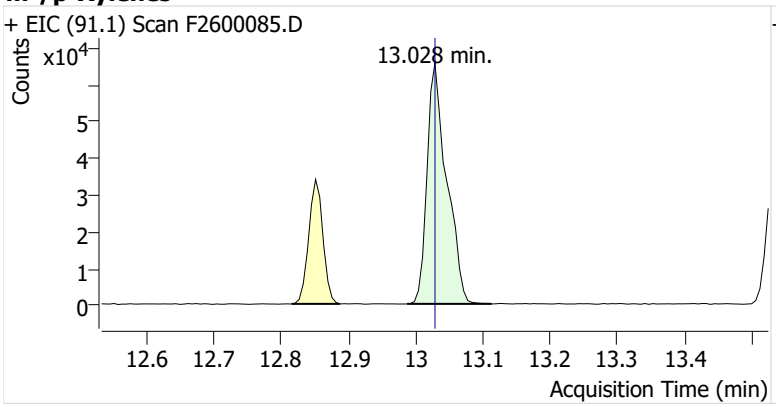

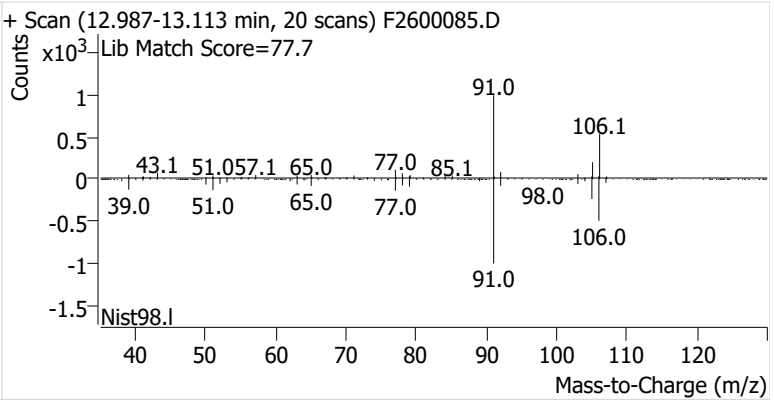

o-Xylene

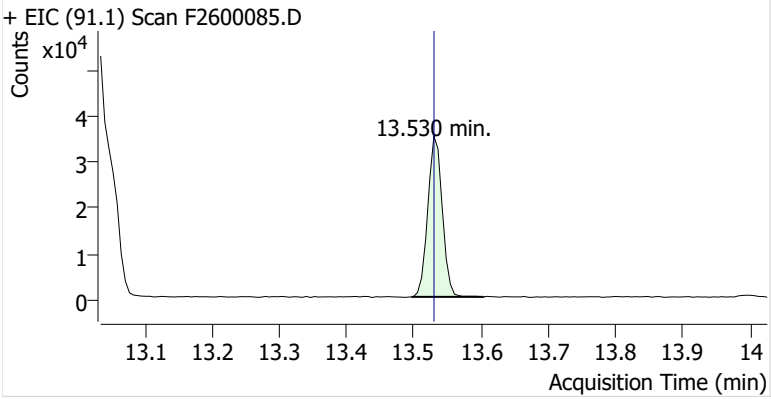
+ EIC (91.1) Scan F2600085.D
Counts
x10^4
13.530 min.
13.1 13.2 13.3 13.4 13.5 13.6 13.7 13.8 13.9 14
Acquisition Time (min)

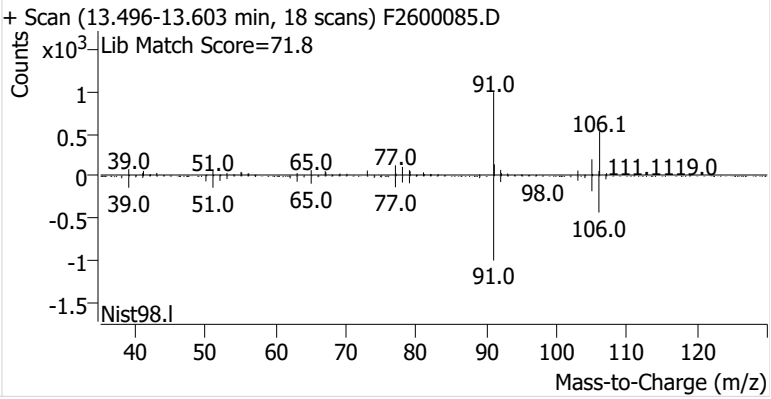
+ Scan (13.496-13.603 min, 18 scans) F2600085.D
Counts
x10^3
Lib Match Score=71.8
91.0
106.1
39.0 51.0 65.0 77.0
111.1119.0
98.0
106.0
Nist98.l
40 50 60 70 80 90 100 110 120
Mass-to-Charge (m/z)

Name	IRVSEA-7-S-20251223
Comment	B37598
Data File	F2600086.D
Acq. Date-Time	1/8/2026 7:00:24 PM
Acq. Method File	M325B-MTD
Tube Sorbent	Carbopack X
Analyze Quant Version	12.1
Report Quant Version	12.1

Sample Chromatogram

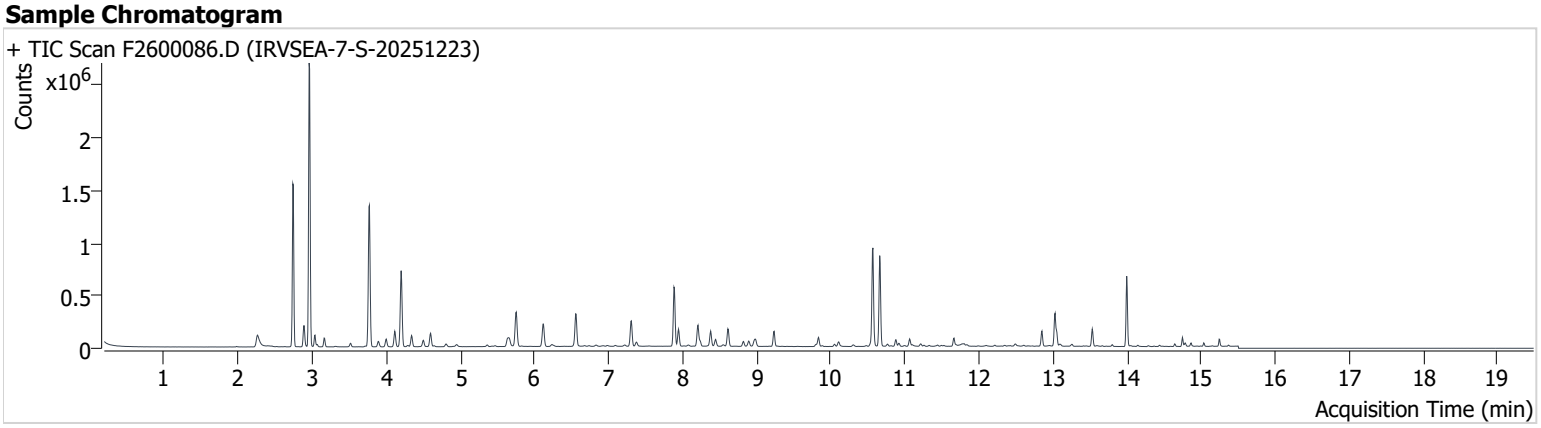

Name	ISTD	RT	ICAL RT	Resp.	Int. Flag
benzene-d6 (IS)		7.883	7.889	547,078	
Benzene	benzene-d6 (IS)	7.945	7.945	146,273	
Toluene-d8 (IS)		10.569	10.569	607,023	
Toluene	Toluene-d8 (IS)	10.661	10.667	594,395	
Ethylbenzene	Toluene-d8 (IS)	12.851	12.851	98,552	
m-/p-Xylenes	Toluene-d8 (IS)	13.028	13.028	239,057	
o-Xylene	Toluene-d8 (IS)	13.530	13.530	94,887	

benzene-d6 (IS)

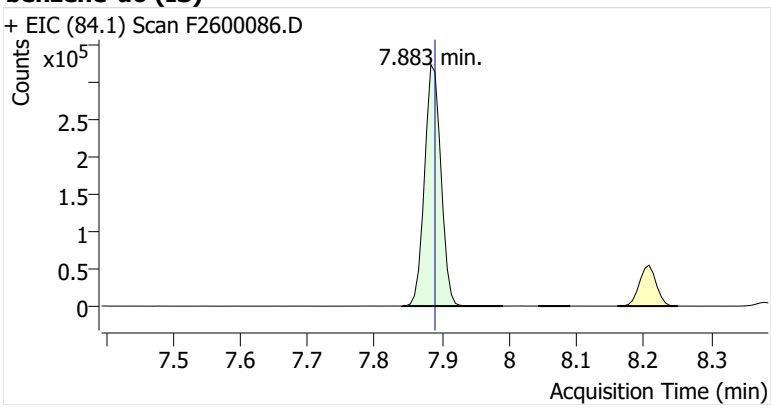

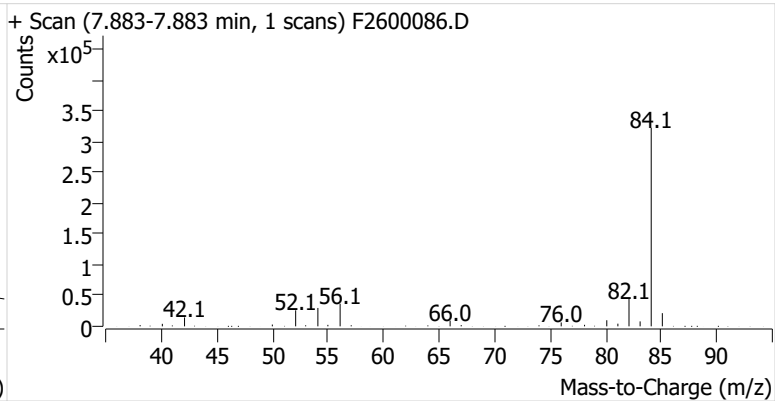

Benzene

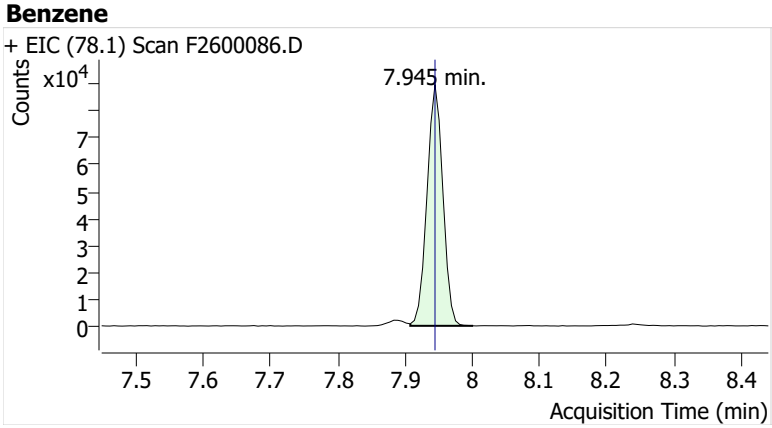

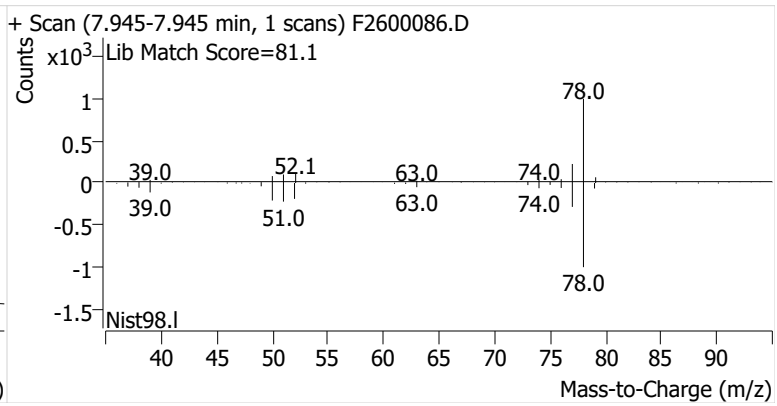

Toluene-d8 (IS)

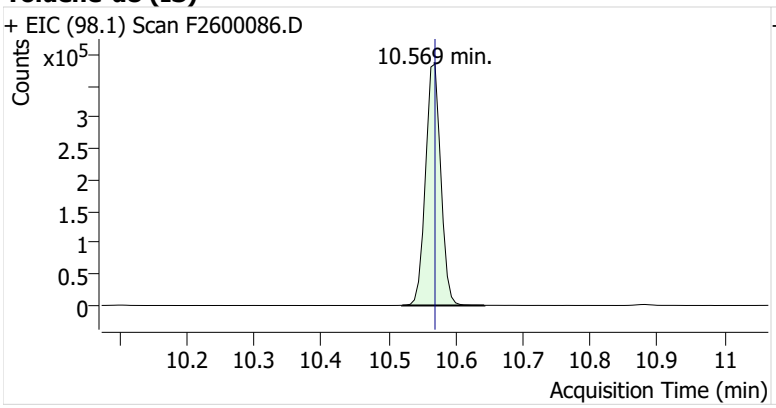

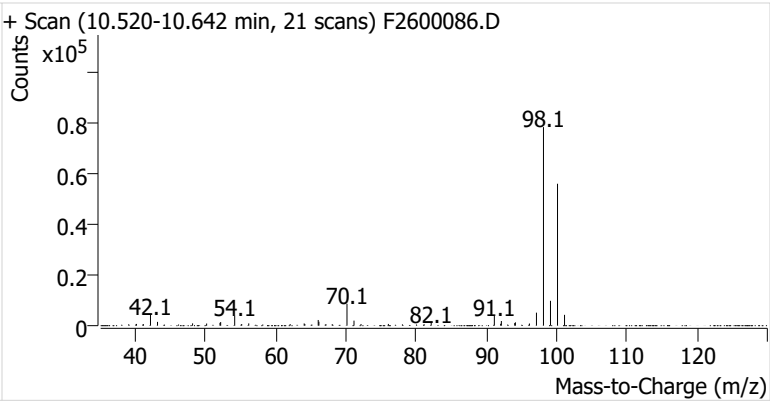

Toluene

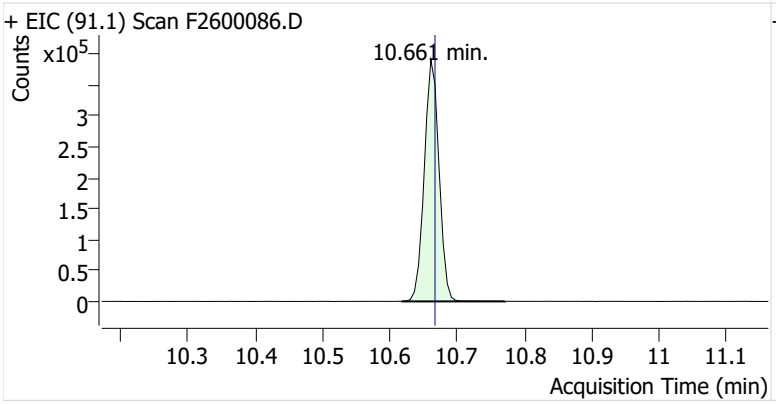

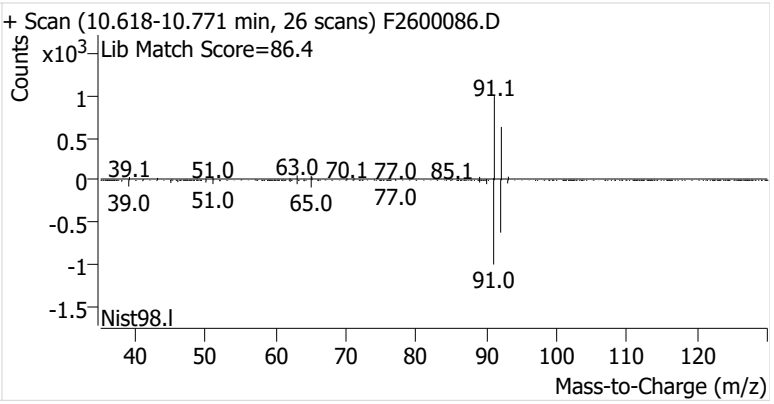

Ethylbenzene

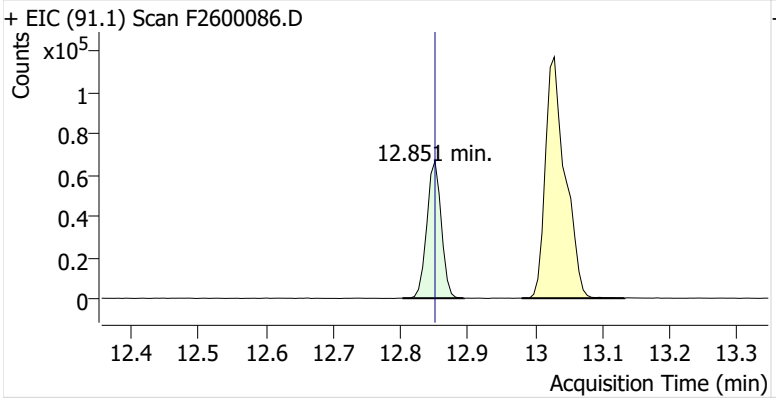

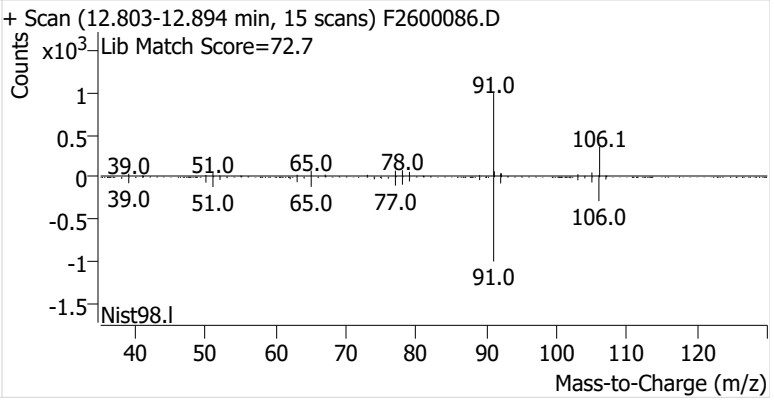

m-/p-Xylenes

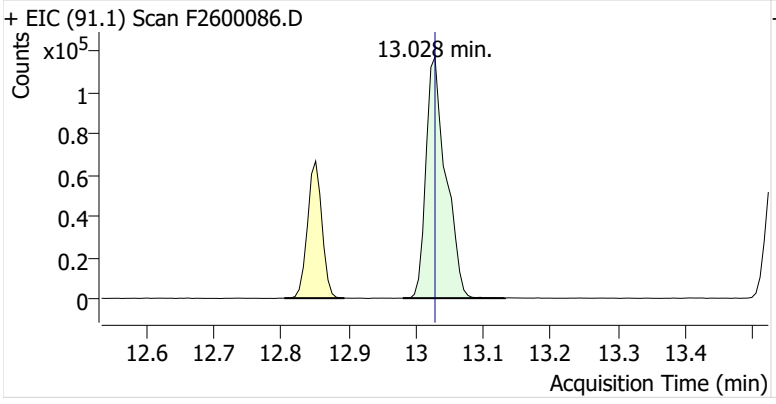

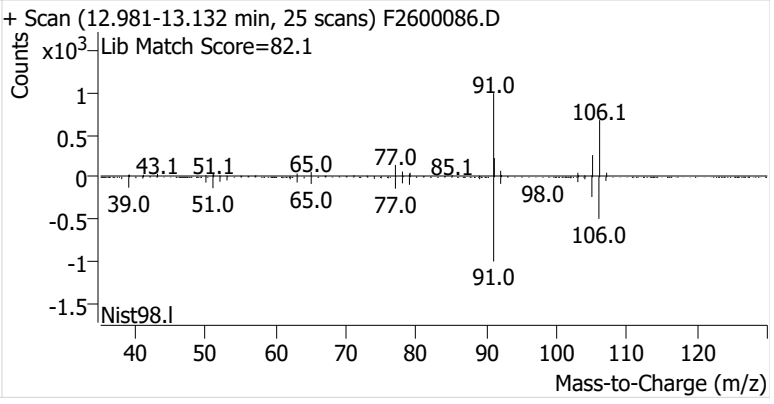

o-Xylene

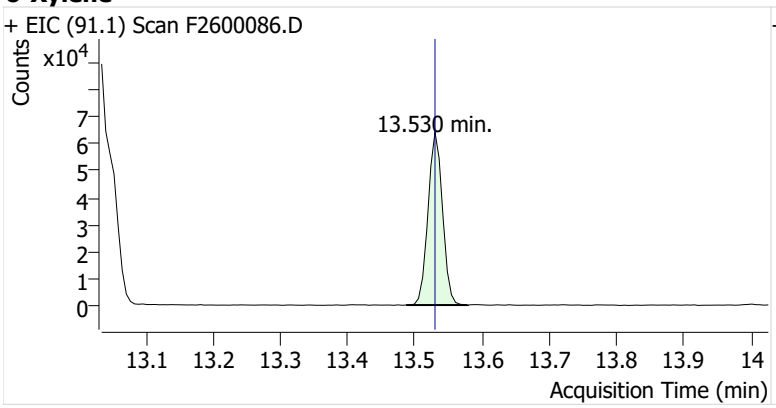
+ EIC (91.1) Scan F2600086.D
Counts
x10^4
13.530 min.
13.1 13.2 13.3 13.4 13.5 13.6 13.7 13.8 13.9 14
Acquisition Time (min)

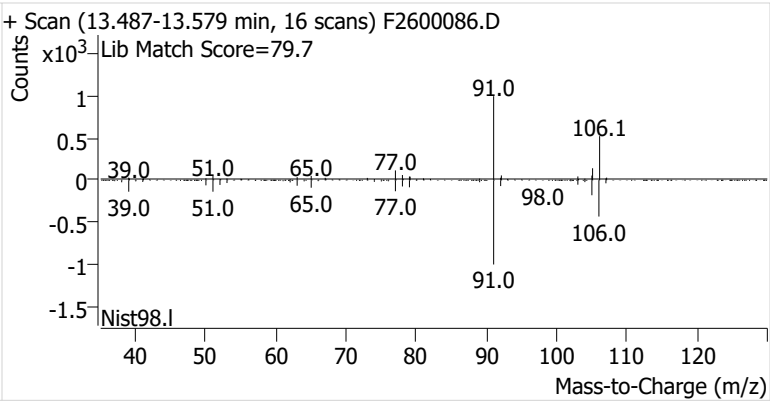
+ Scan (13.487-13.579 min, 16 scans) F2600086.D
Lib Match Score=79.7
Counts
x10^3
91.0
106.1
39.0 51.0 65.0 77.0
98.0
106.0
Nist98.l
40 50 60 70 80 90 100 110 120
Mass-to-Charge (m/z)

Name	IRVSEA-8-S-20251223
Comment	C71595
Data File	F2600087.D
Acq. Date-Time	1/8/2026 7:25:47 PM
Acq. Method File	M325B-MTD
Tube Sorbent	Carbopack X
Analyze Quant Version	12.1
Report Quant Version	12.1

Sample Chromatogram

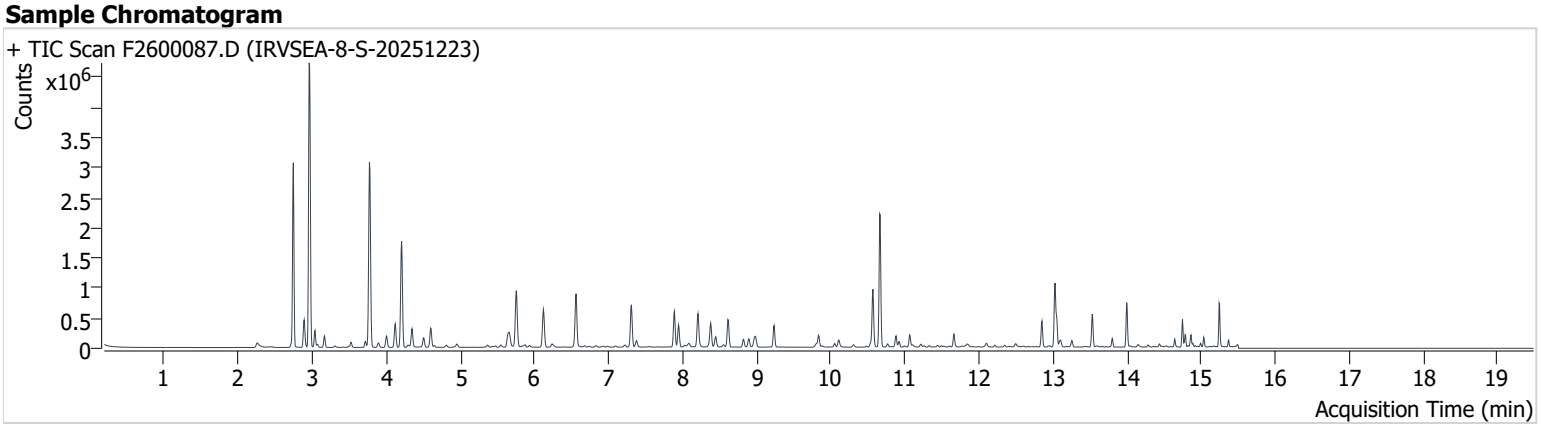

Name	ISTD	RT	ICAL RT	Resp.	Int. Flag
benzene-d6 (IS)		7.890	7.889	551,848	
Benzene	benzene-d6 (IS)	7.945	7.945	328,618	
Toluene-d8 (IS)		10.569	10.569	612,809	
Toluene	Toluene-d8 (IS)	10.661	10.667	1,569,256	
Ethylbenzene	Toluene-d8 (IS)	12.851	12.851	294,408	
m-/p-Xylenes	Toluene-d8 (IS)	13.028	13.028	817,559	
o-Xylene	Toluene-d8 (IS)	13.530	13.530	305,580	

benzene-d6 (IS)

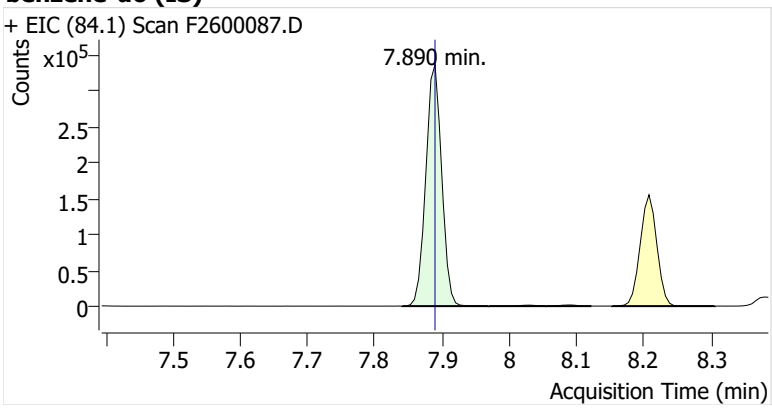

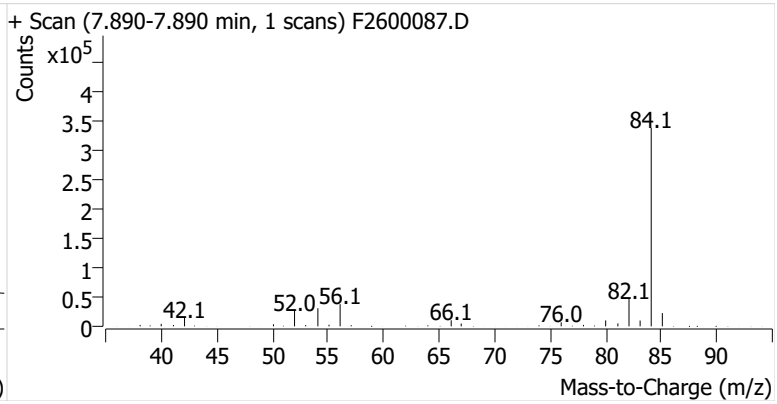

Benzene

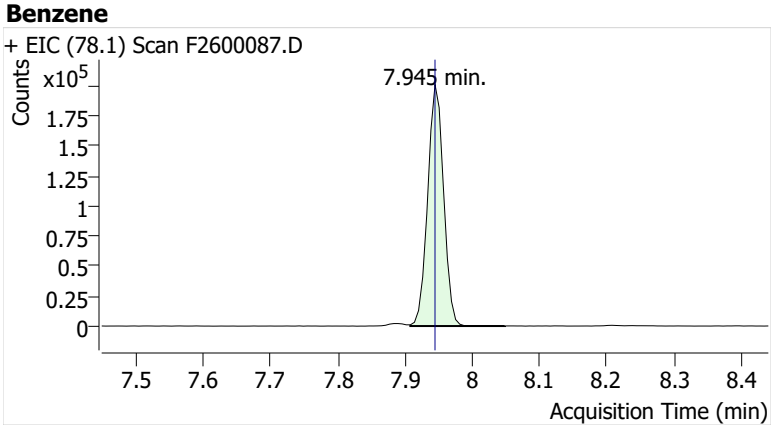

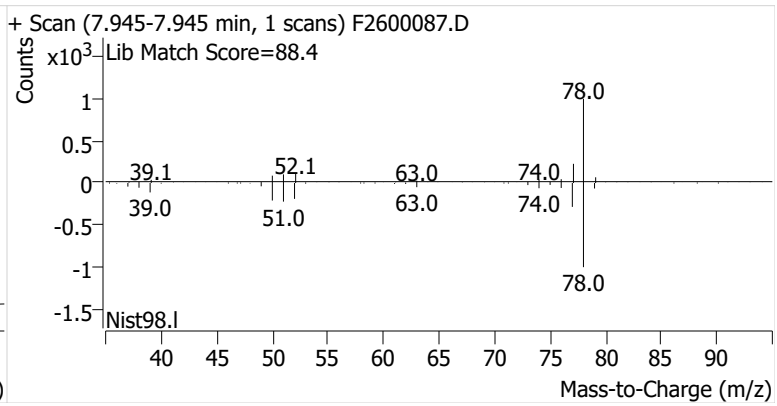

Toluene-d8 (IS)

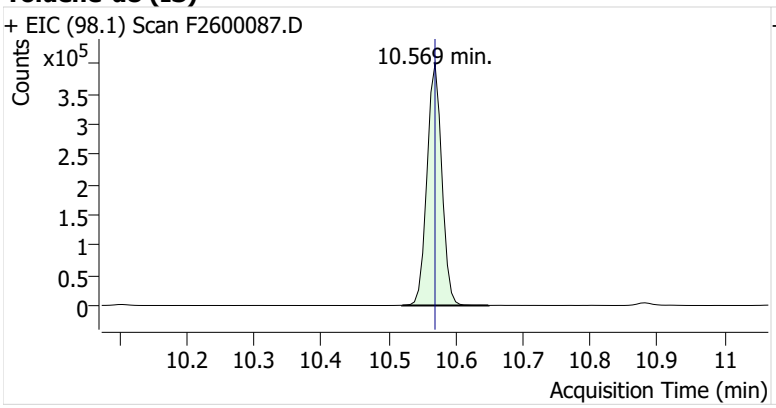

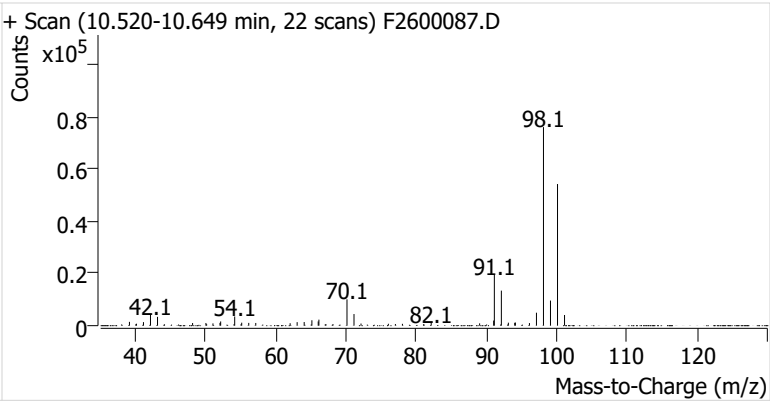

Toluene

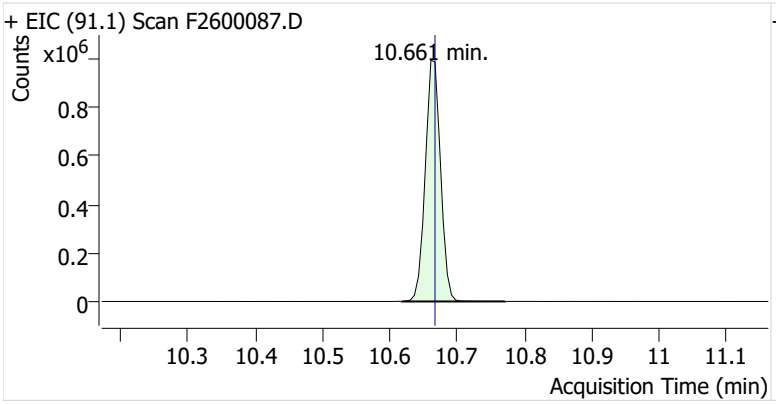

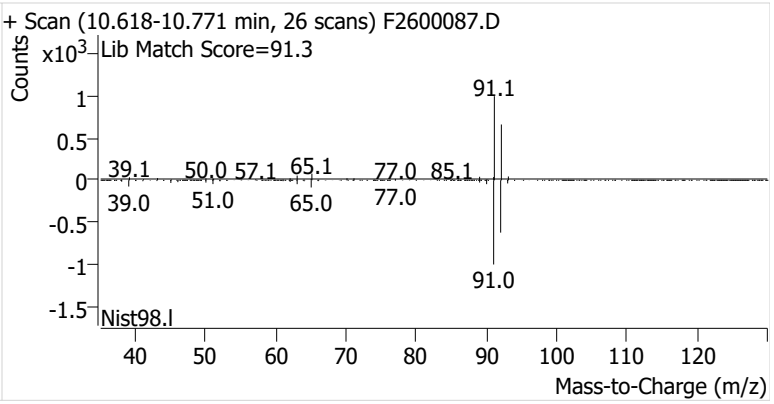

Ethylbenzene

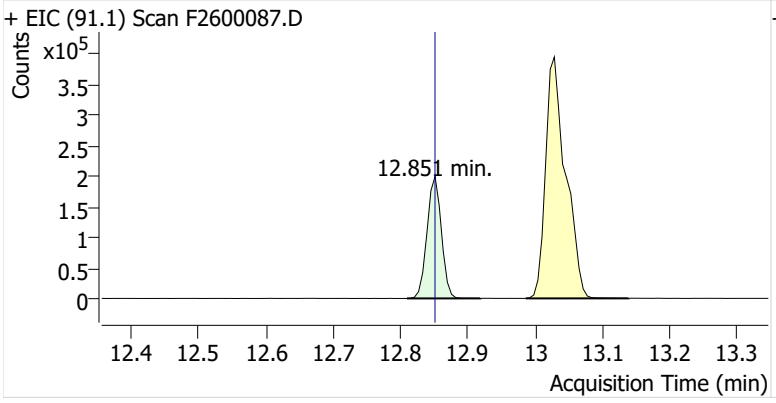

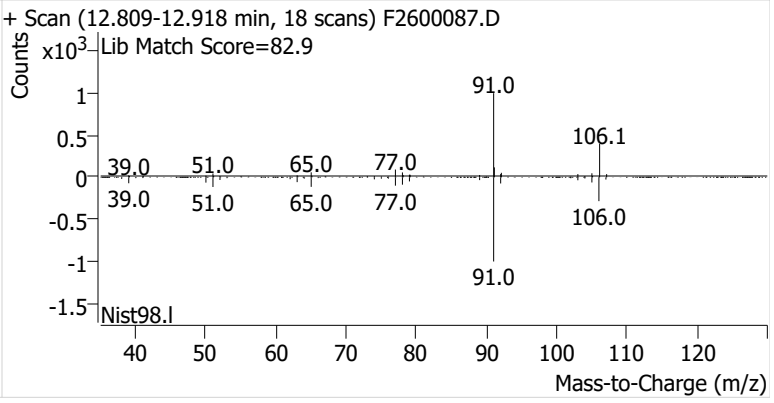

m-/p-Xylenes

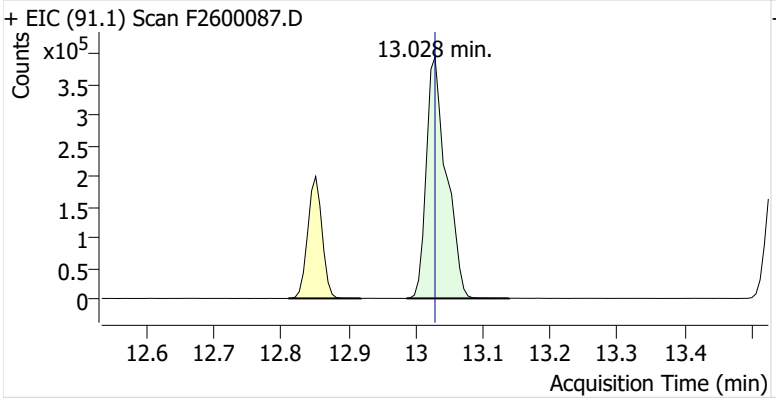

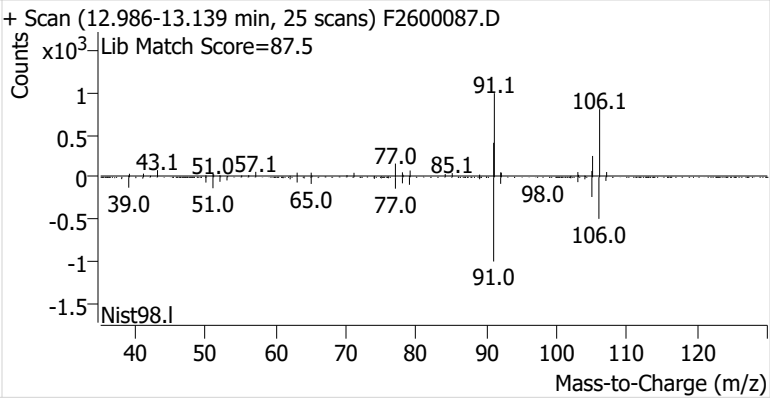

o-Xylene

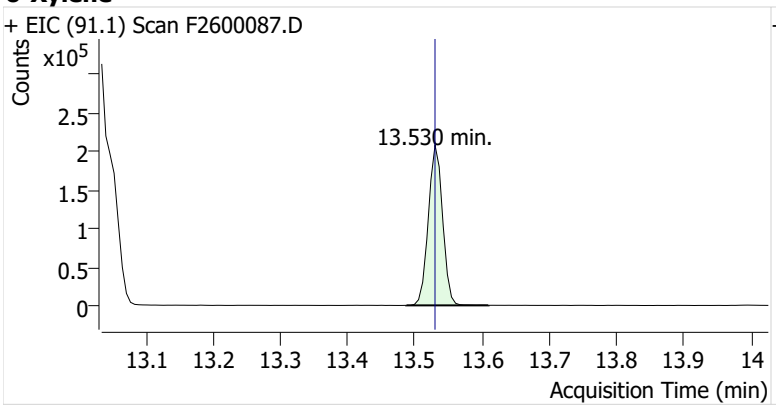
+ EIC (91.1) Scan F2600087.D
Counts
x10^5
2.5
2
1.5
1
0.5
0
13.530 min.
13.1 13.2 13.3 13.4 13.5 13.6 13.7 13.8 13.9 14
Acquisition Time (min)

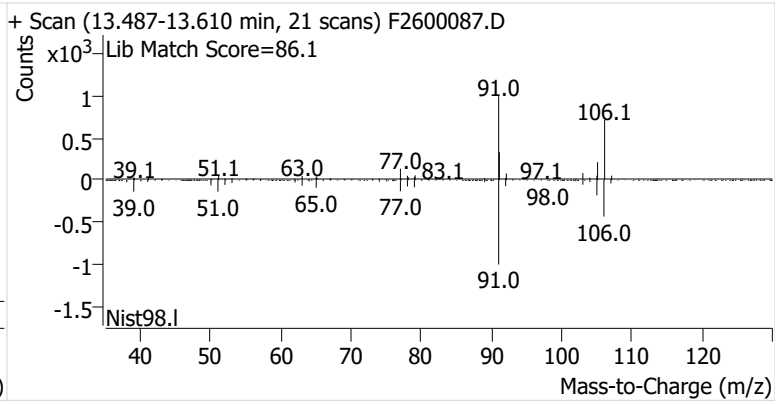
+ Scan (13.487-13.610 min, 21 scans) F2600087.D
Lib Match Score=86.1
Counts
x10^3
1
0.5
0
-0.5
-1
-1.5
91.0
106.1
39.1 51.1 63.0 77.0 83.1 97.1
98.0
39.0 51.0 65.0 77.0
106.0
91.0
Nist98.l
40 50 60 70 80 90 100 110 120
Mass-to-Charge (m/z)

Name	IRVSEA-8-D-20251223
Comment	C53727
Data File	F2600088.D
Acq. Date-Time	1/8/2026 7:51:13 PM
Acq. Method File	M325B-MTD
Tube Sorbent	Carbopack X
Analyze Quant Version	12.1
Report Quant Version	12.1

Sample Chromatogram

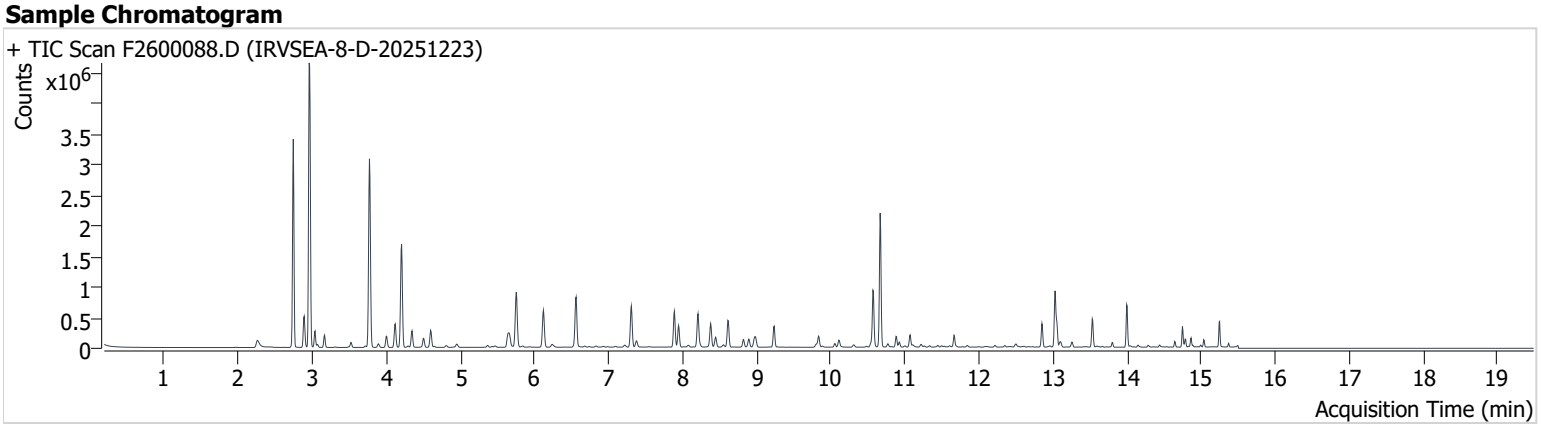

Name	ISTD	RT	ICAL RT	Resp.	Int. Flag
benzene-d6 (IS)		7.890	7.889	552,548	
Benzene	benzene-d6 (IS)	7.945	7.945	318,912	
Toluene-d8 (IS)		10.569	10.569	606,851	
Toluene	Toluene-d8 (IS)	10.667	10.667	1,492,780	
Ethylbenzene	Toluene-d8 (IS)	12.851	12.851	262,767	
m-/p-Xylenes	Toluene-d8 (IS)	13.028	13.028	698,446	
o-Xylene	Toluene-d8 (IS)	13.530	13.530	269,653	

benzene-d6 (IS)

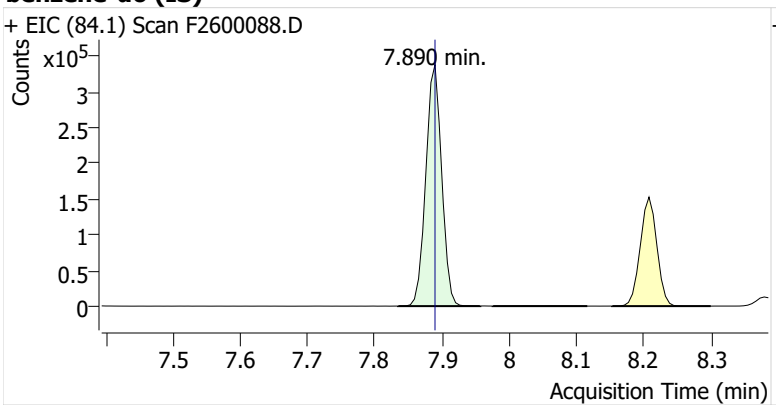

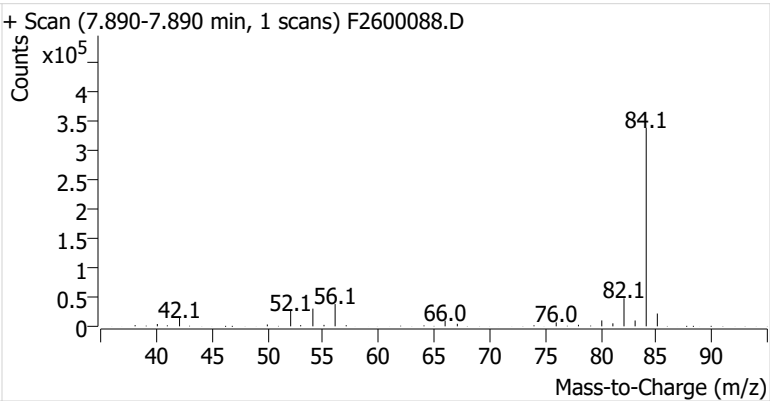

Benzene

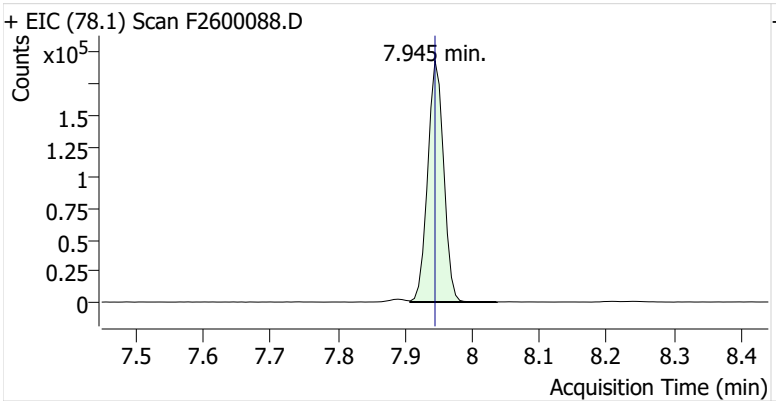

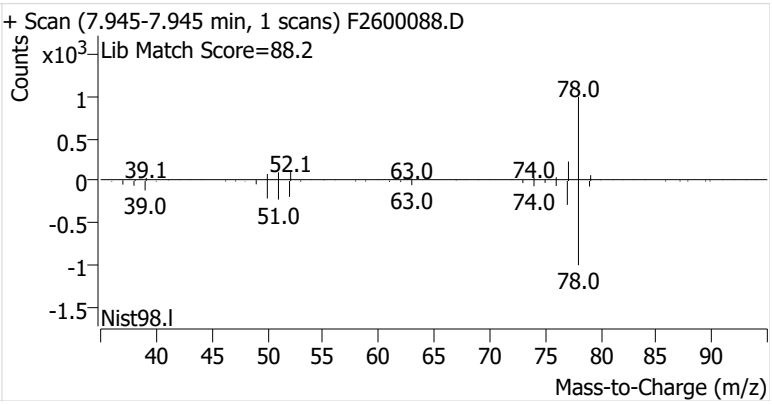

Toluene-d8 (IS)

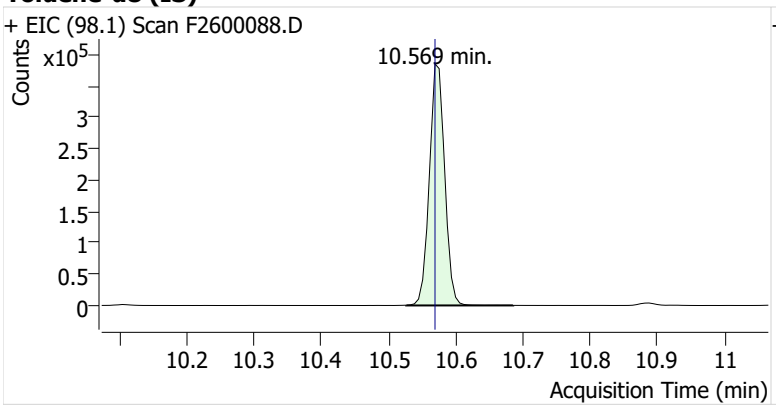

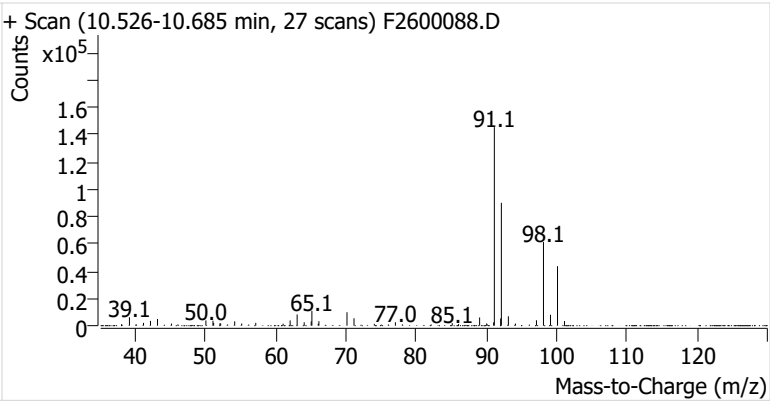

Toluene

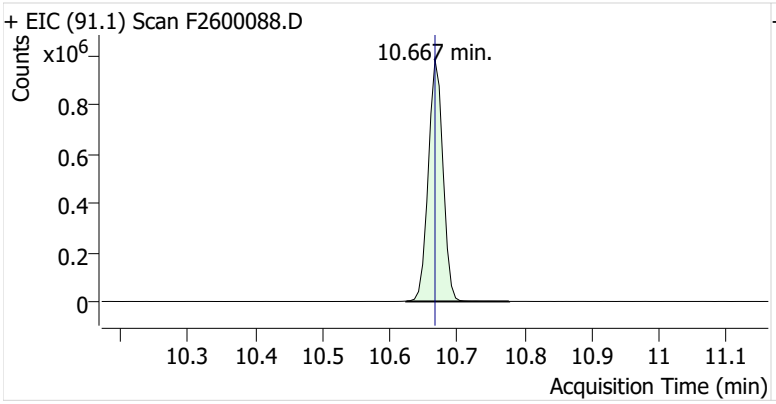

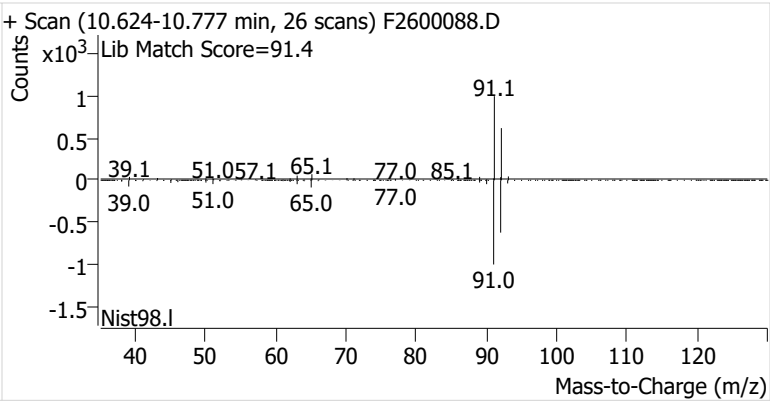

Ethylbenzene

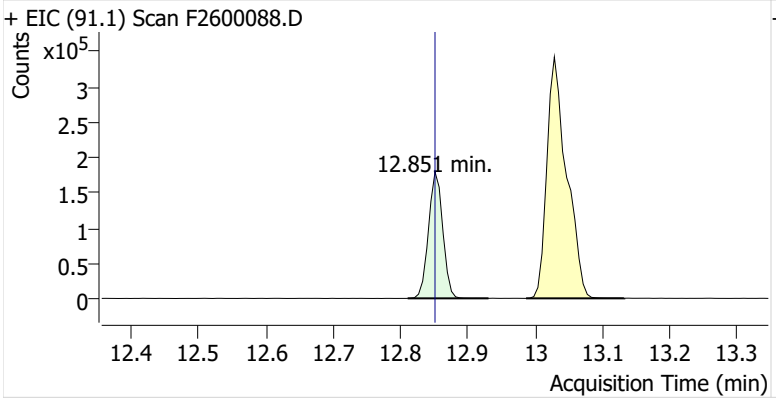

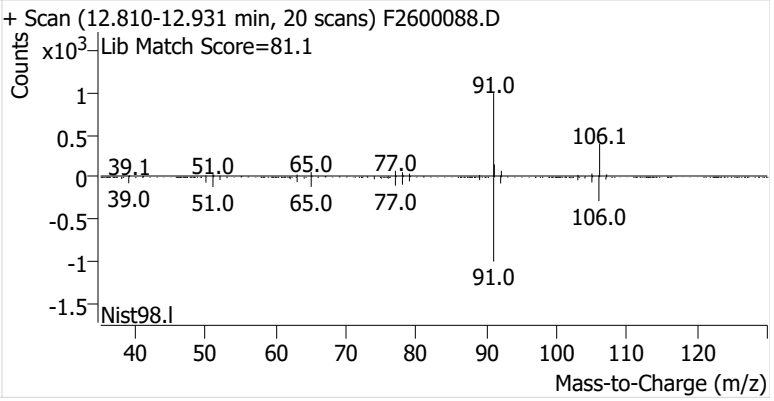

m-/p-Xylenes

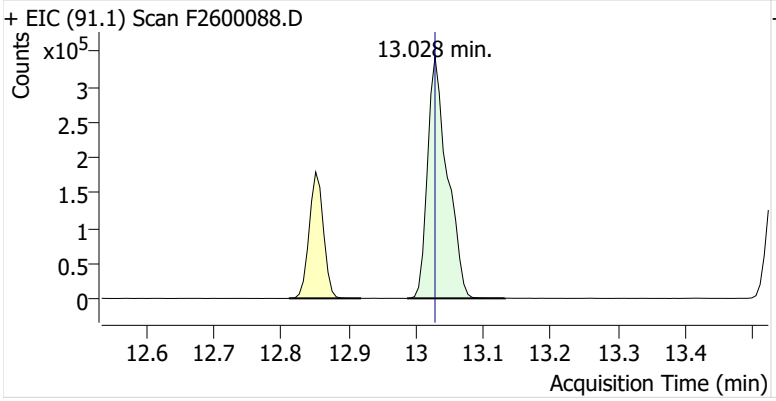

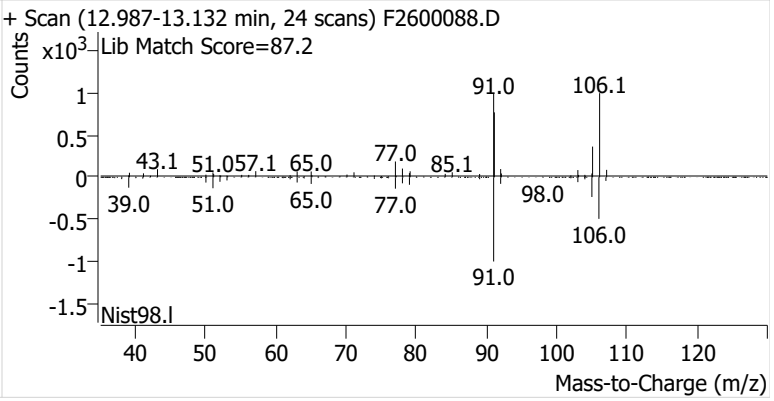

o-Xylene

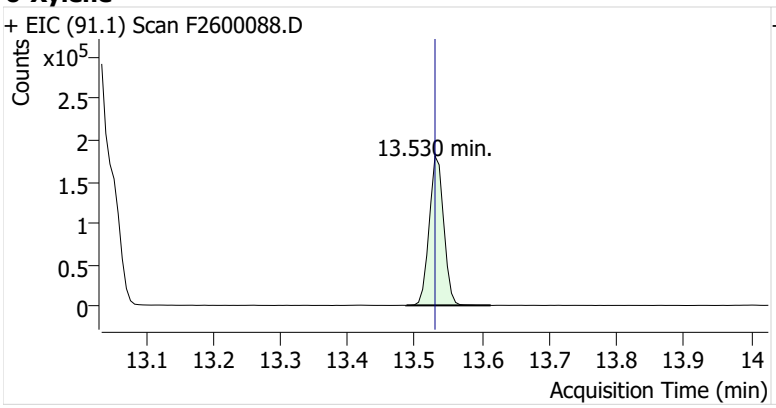
+ EIC (91.1) Scan F2600088.D
Counts
x10^5
2.5
2
1.5
1
0.5
0
13.530 min.
13.1 13.2 13.3 13.4 13.5 13.6 13.7 13.8 13.9 14
Acquisition Time (min)

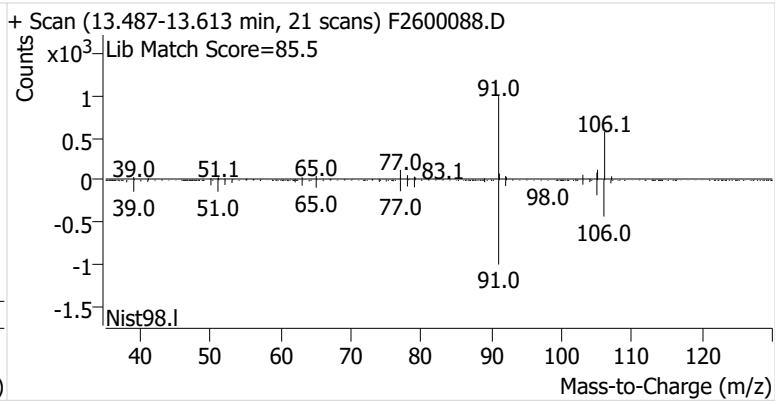
+ Scan (13.487-13.613 min, 21 scans) F2600088.D
Lib Match Score=85.5
Counts
x10^3
1
0.5
0
-0.5
-1
-1.5
91.0
106.1
39.0 51.1 65.0 77.0 83.1
98.0
39.0 51.0 65.0 77.0
106.0
91.0
Nist98.l
40 50 60 70 80 90 100 110 120
Mass-to-Charge (m/z)

Name	IRVSEA-8-B-20251223
Comment	C57097
Data File	F2600089.D
Acq. Date-Time	1/8/2026 8:16:30 PM
Acq. Method File	M325B-MTD
Tube Sorbent	Carbopack X
Analyze Quant Version	12.1
Report Quant Version	12.1

Sample Chromatogram

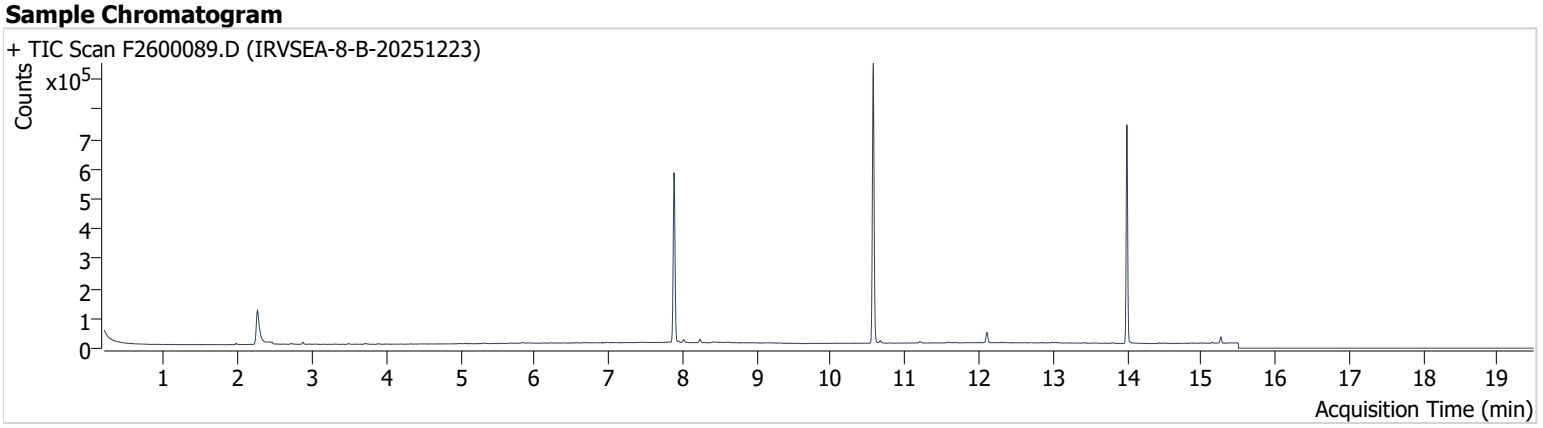

Name	ISTD	RT	ICAL RT	Resp.	Int. Flag
benzene-d6 (IS)		7.883	7.889	552,191	
Benzene	benzene-d6 (IS)	7.945	7.945	3,631	
Toluene-d8 (IS)		10.575	10.569	606,718	
Toluene	Toluene-d8 (IS)	10.667	10.667	5,270	
Ethylbenzene	Toluene-d8 (IS)	12.851	12.851	859	m
m-/p-Xylenes	Toluene-d8 (IS)	13.028	13.028	1,377	
o-Xylene	Toluene-d8 (IS)	13.542	13.530	301	

benzene-d6 (IS)

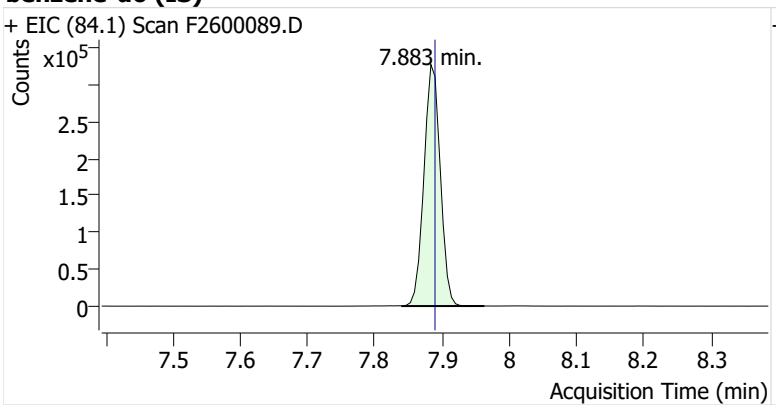

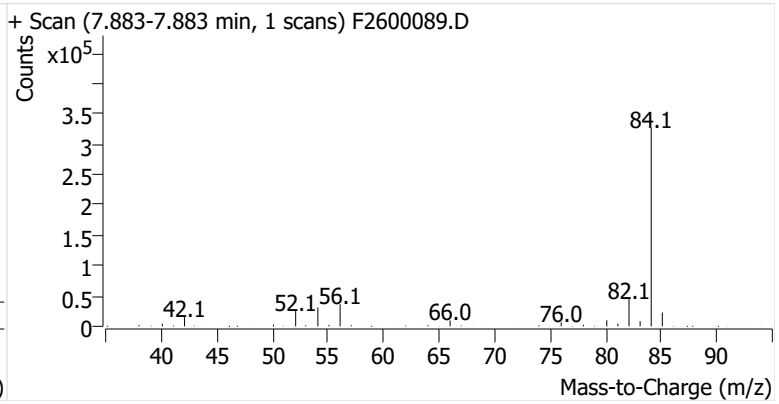

Benzene

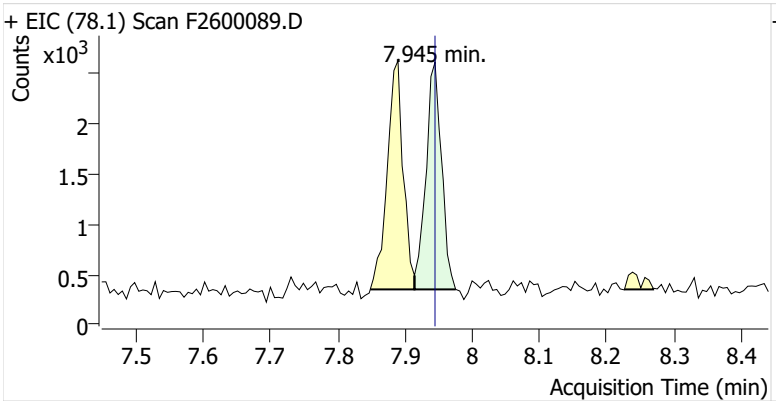

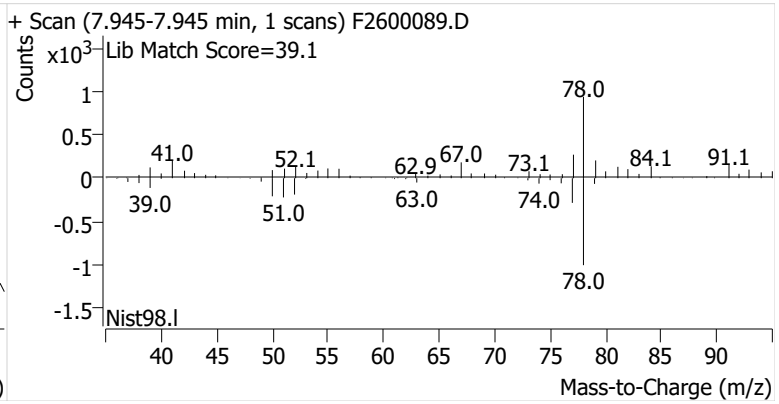

Toluene-d8 (IS)

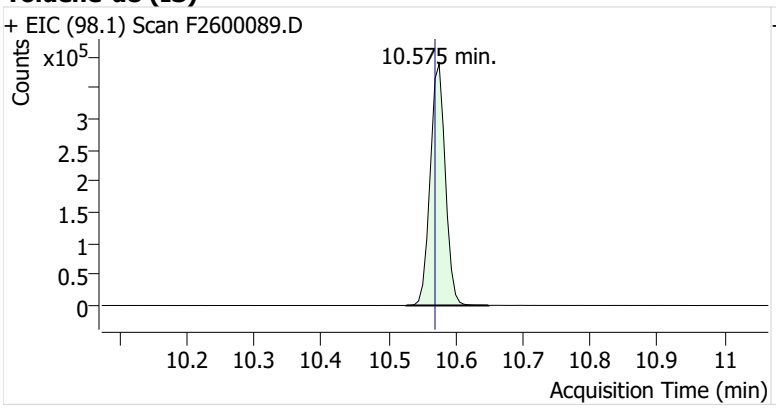

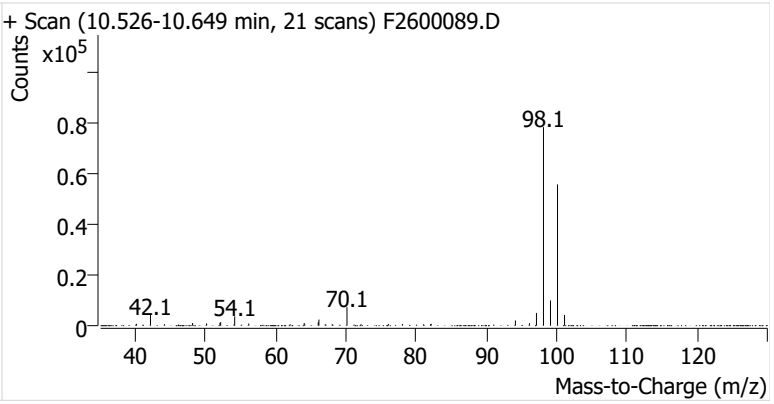

Toluene

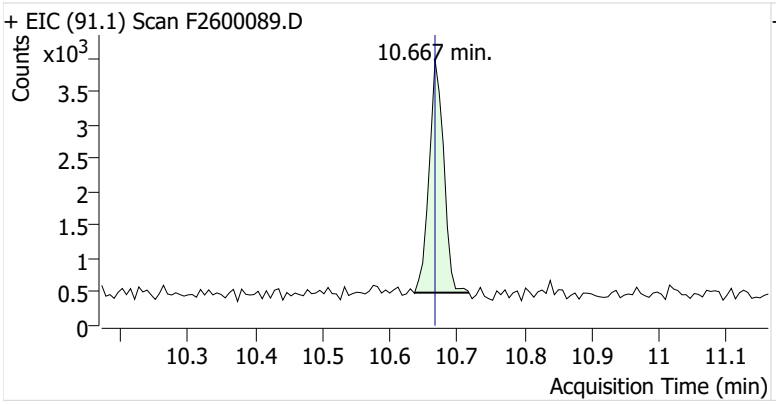

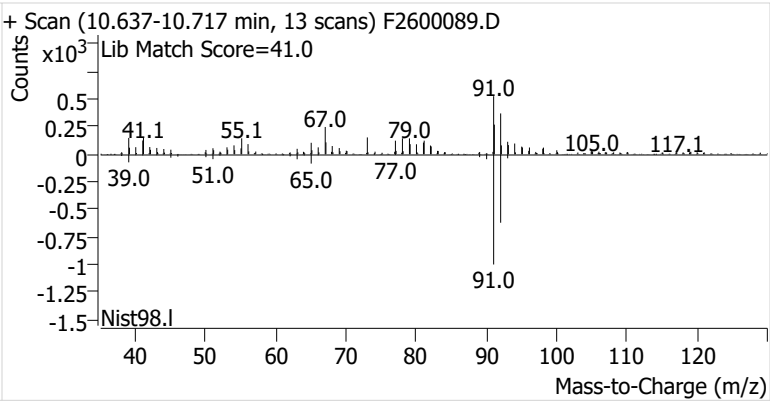

Ethylbenzene

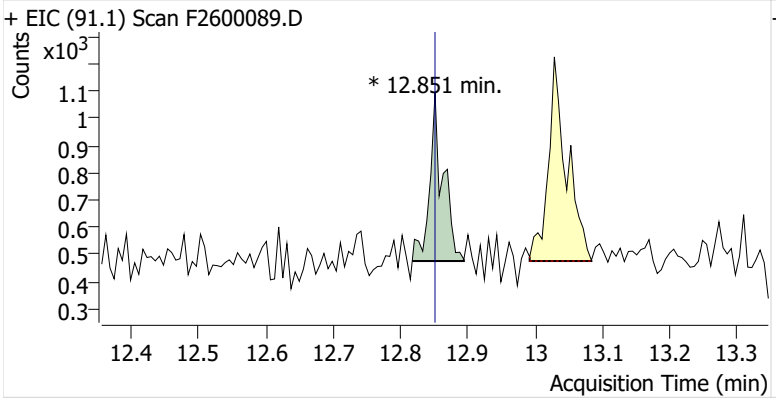

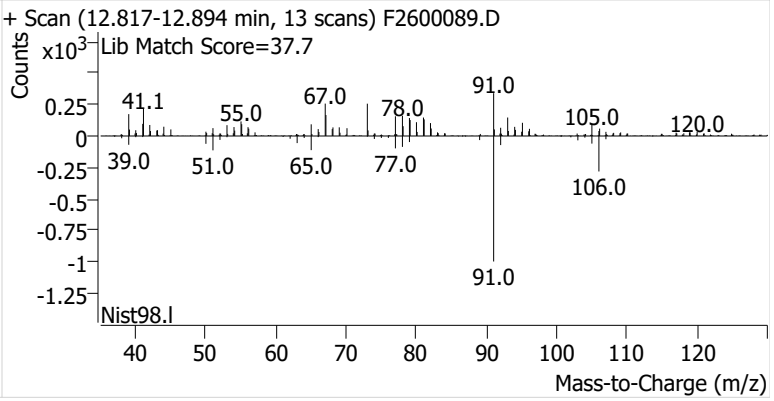

m-/p-Xylenes

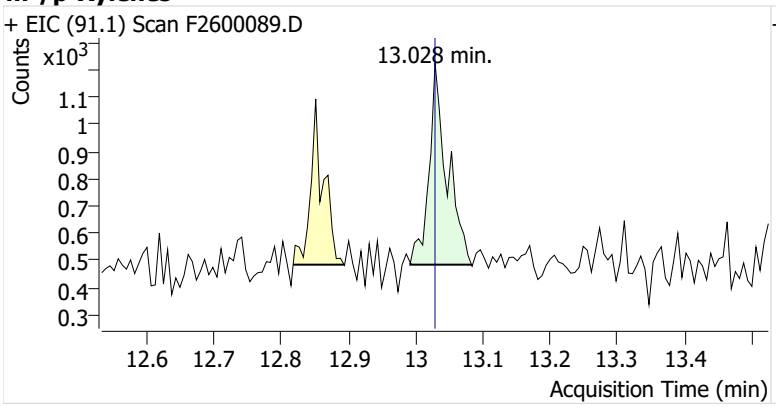

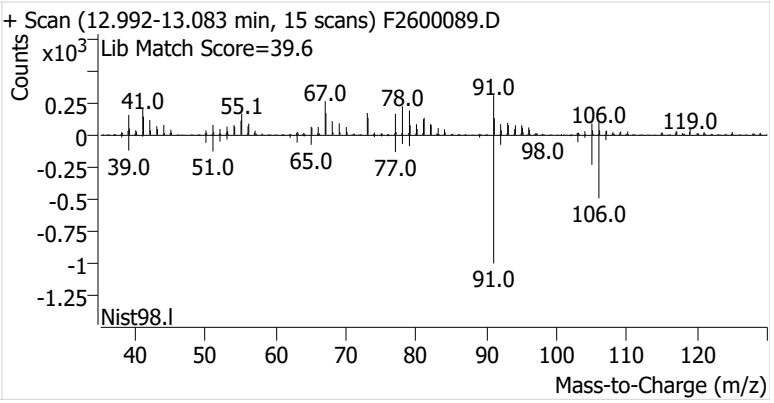

o-Xylene

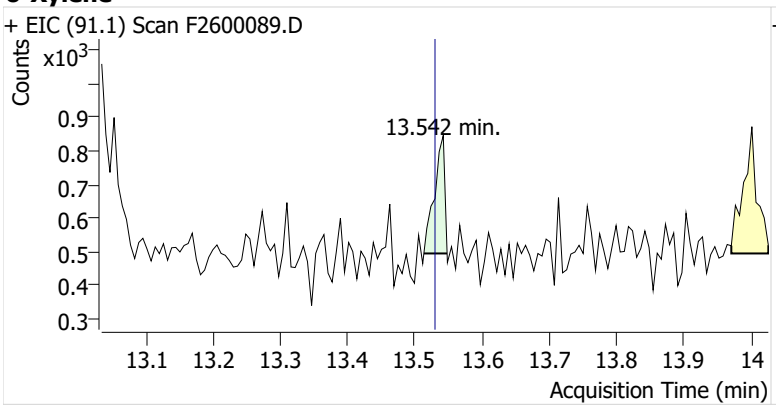
+ EIC (91.1) Scan F2600089.D
Counts
x10^3
0.9
0.8
0.7
0.6
0.5
0.4
0.3
13.542 min.
13.1
13.2
13.3
13.4
13.5
13.6
13.7
13.8
13.9
14
Acquisition Time (min)

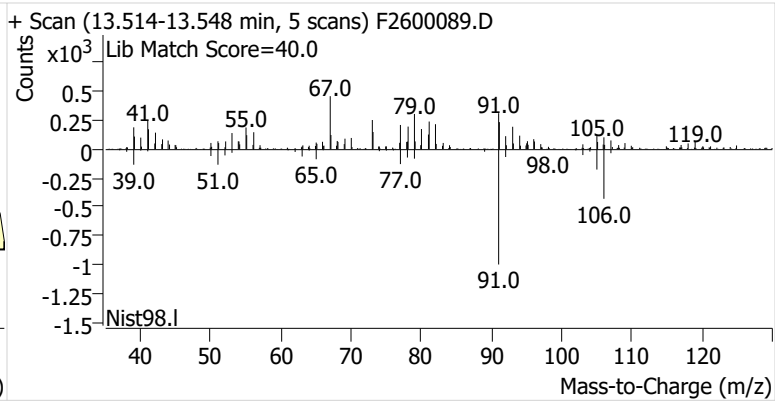
+ Scan (13.514-13.548 min, 5 scans) F2600089.D
Counts
x10^3
Lib Match Score=40.0
0.5
0.25
0
-0.25
-0.5
-0.75
-1
-1.25
-1.5
41.0
55.0
67.0
79.0
91.0
105.0
119.0
39.0
51.0
65.0
77.0
98.0
106.0
91.0
Nist98.l
40
50
60
70
80
90
100
110
120
Mass-to-Charge (m/z)

Name	IRVSEA-9-S-20251223
Comment	B52887
Data File	F2600091.D
Acq. Date-Time	1/8/2026 9:07:05 PM
Acq. Method File	M325B-MTD
Tube Sorbent	Carbopack X
Analyze Quant Version	12.1
Report Quant Version	12.1

Sample Chromatogram

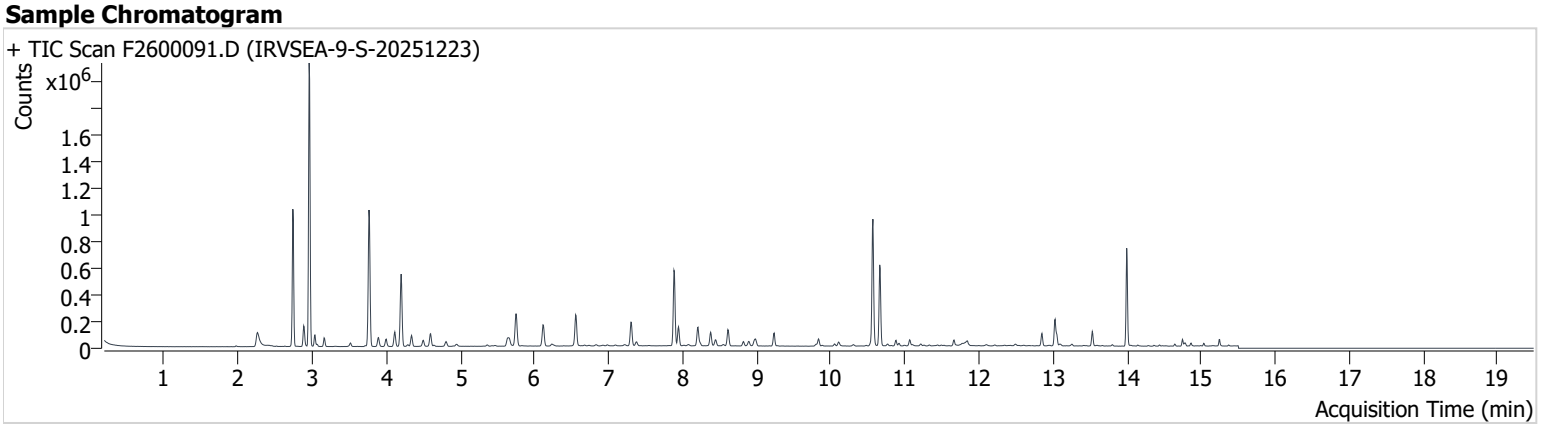

Name	ISTD	RT	ICAL RT	Resp.	Int. Flag
benzene-d6 (IS)		7.883	7.889	551,268	
Benzene	benzene-d6 (IS)	7.945	7.945	130,161	
Toluene-d8 (IS)		10.569	10.569	617,943	
Toluene	Toluene-d8 (IS)	10.661	10.667	423,380	
Ethylbenzene	Toluene-d8 (IS)	12.851	12.851	64,562	
m-/p-Xylenes	Toluene-d8 (IS)	13.029	13.028	152,327	
o-Xylene	Toluene-d8 (IS)	13.530	13.530	61,638	

benzene-d6 (IS)

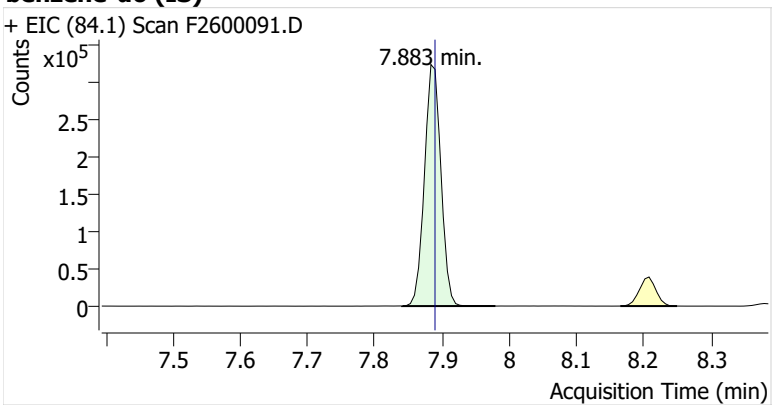

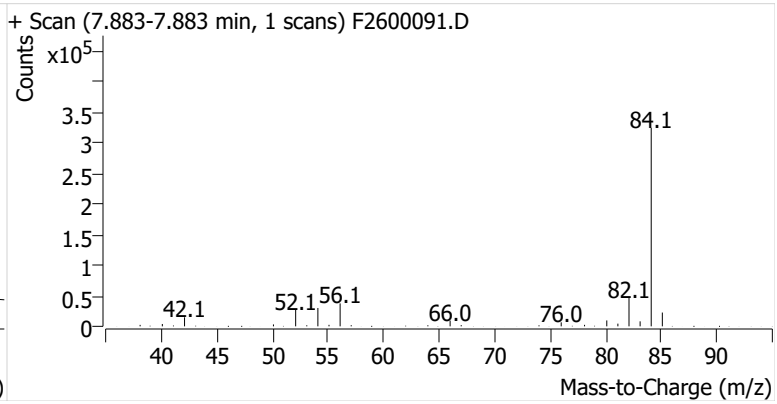

Benzene

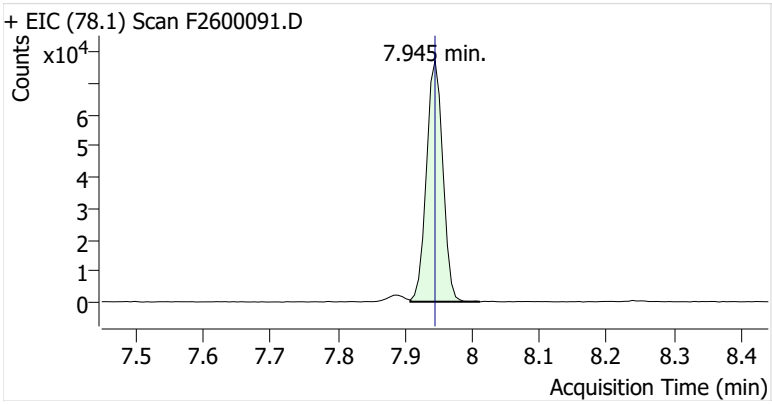

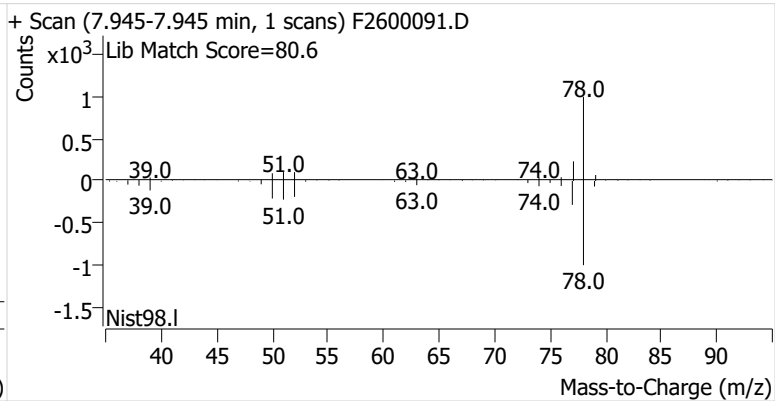

Toluene-d8 (IS)

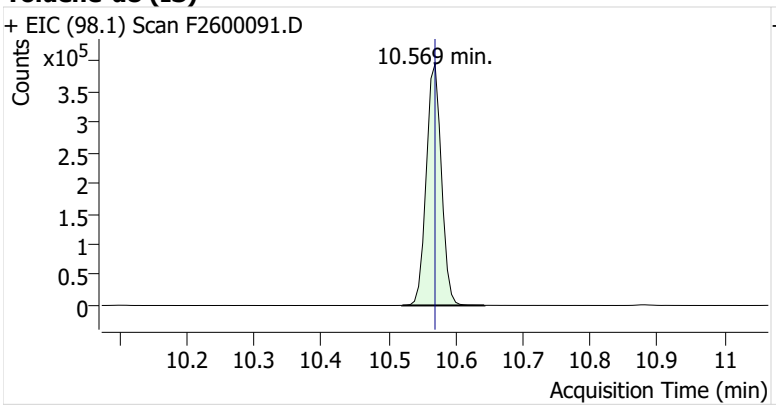

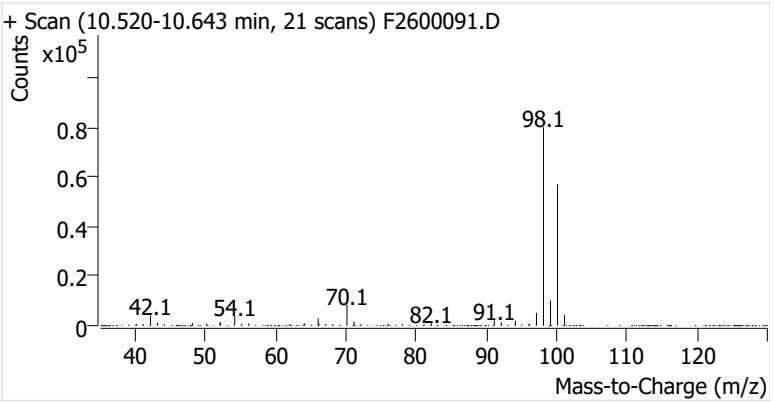

Toluene

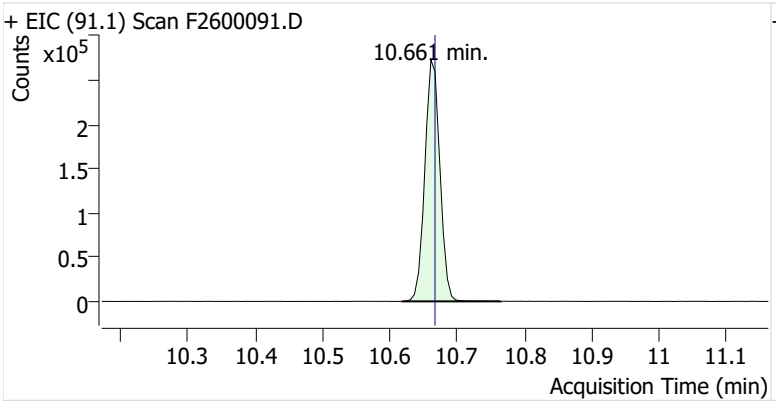

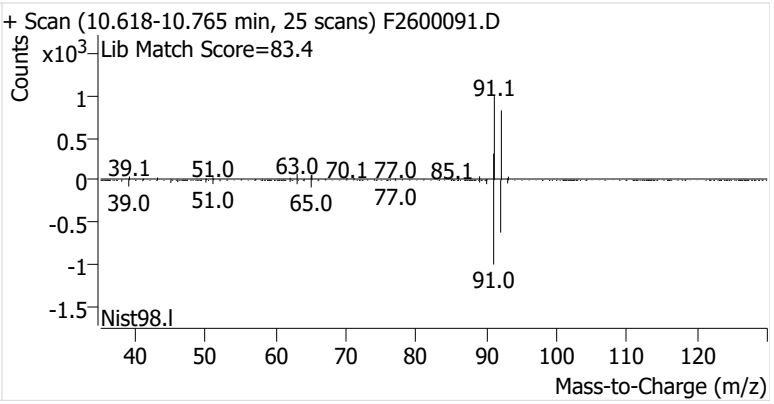

Ethylbenzene

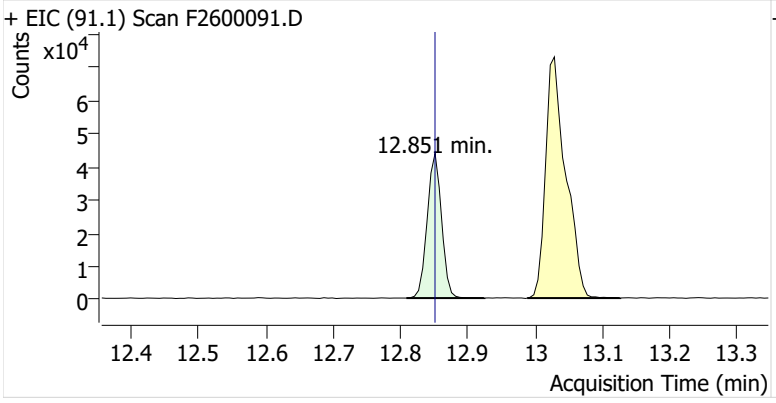

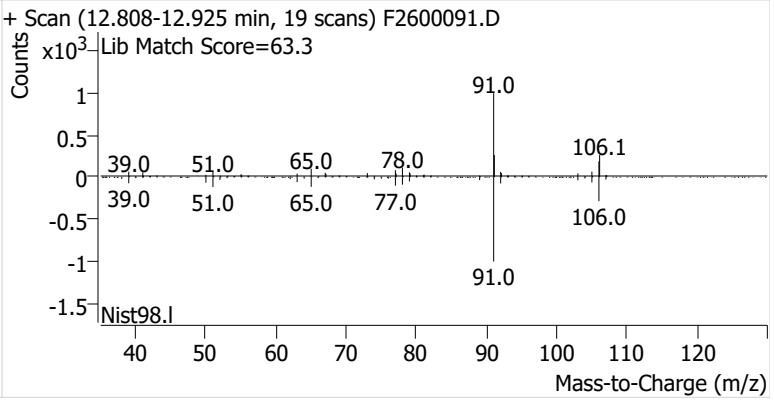

m-/p-Xylenes

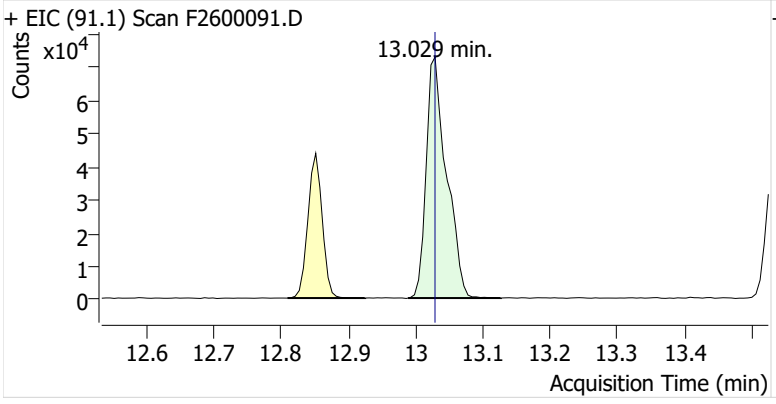

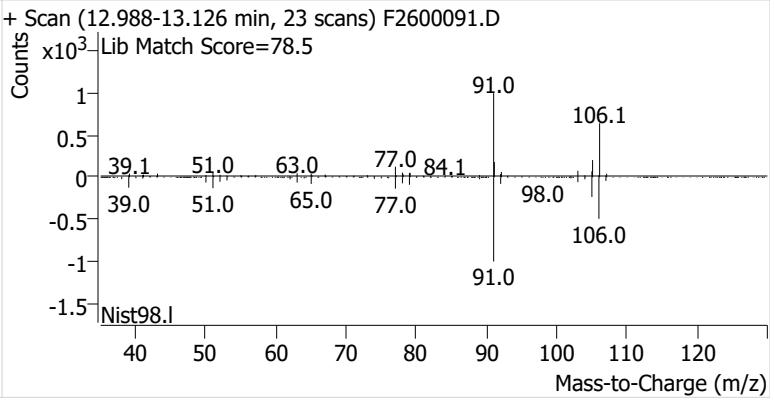

o-Xylene

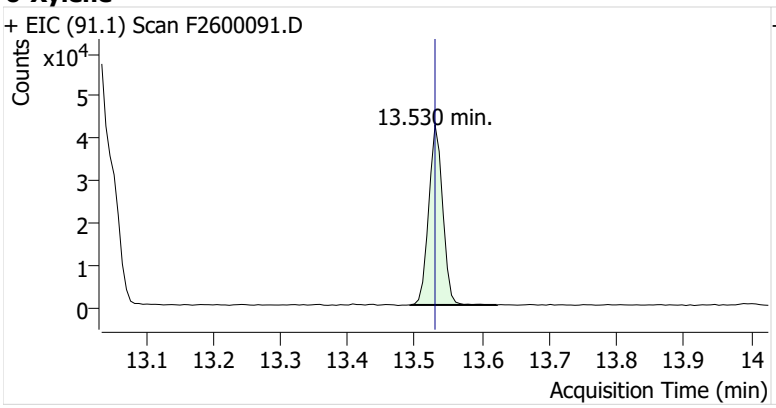
+ EIC (91.1) Scan F2600091.D
Counts
x10^4
13.530 min.
Acquisition Time (min)

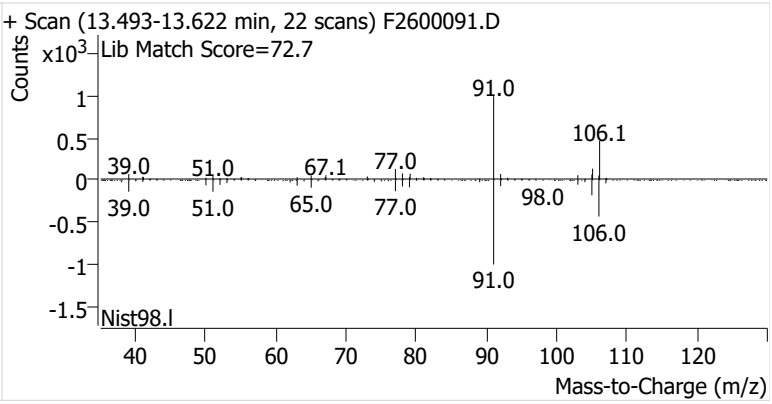
+ Scan (13.493-13.622 min, 22 scans) F2600091.D
Lib Match Score=72.7
Counts
x10^3
91.0
106.1
39.0
51.0
67.1
77.0
98.0
39.0
51.0
65.0
77.0
106.0
91.0
Nist98.l
Mass-to-Charge (m/z)

Name	IRVSEA-10-S-20251223
Comment	C57588
Data File	F2600092.D
Acq. Date-Time	1/8/2026 9:32:29 PM
Acq. Method File	M325B-MTD
Tube Sorbent	Carbopack X
Analyze Quant Version	12.1
Report Quant Version	12.1

Sample Chromatogram

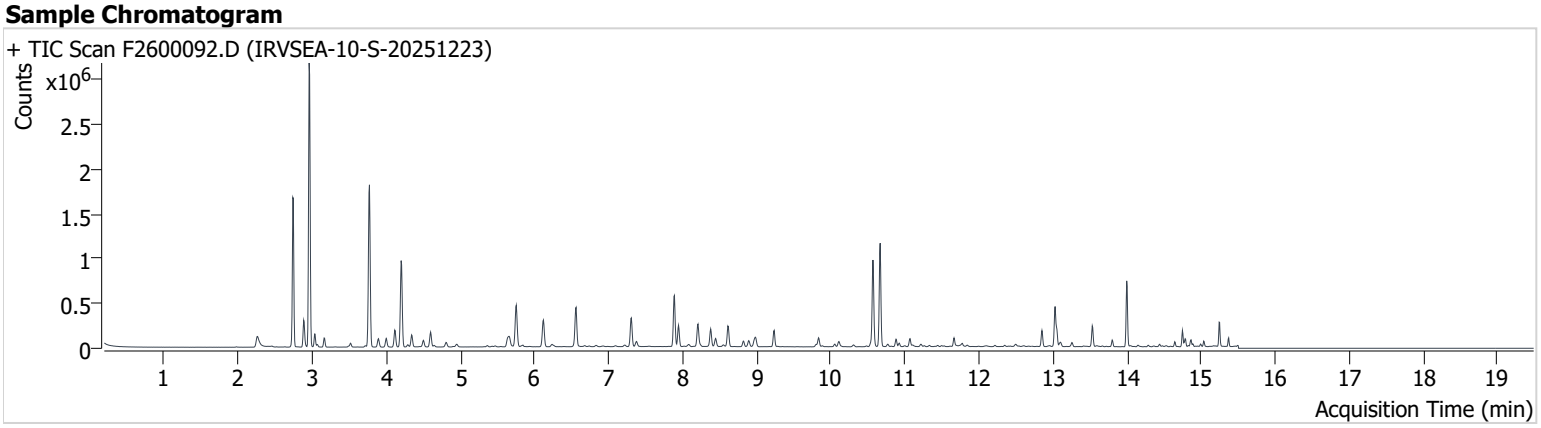

Name	ISTD	RT	ICAL RT	Resp.	Int. Flag
benzene-d6 (IS)		7.889	7.889	546,899	
Benzene	benzene-d6 (IS)	7.944	7.945	212,221	
Toluene-d8 (IS)		10.569	10.569	615,556	
Toluene	Toluene-d8 (IS)	10.667	10.667	789,827	
Ethylbenzene	Toluene-d8 (IS)	12.851	12.851	123,320	
m-/p-Xylenes	Toluene-d8 (IS)	13.028	13.028	334,899	
o-Xylene	Toluene-d8 (IS)	13.530	13.530	132,426	

benzene-d6 (IS)

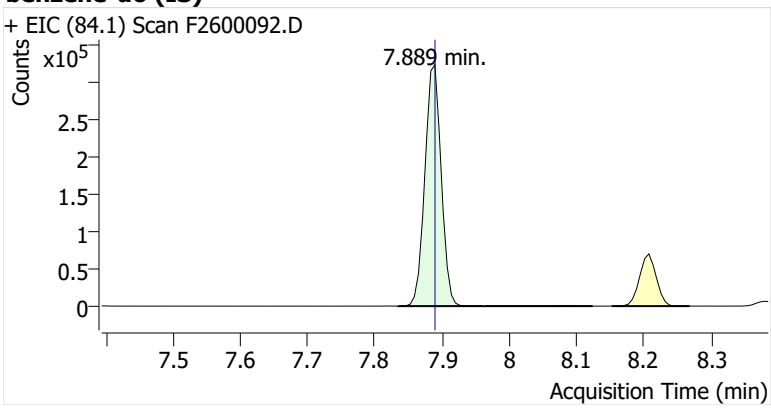

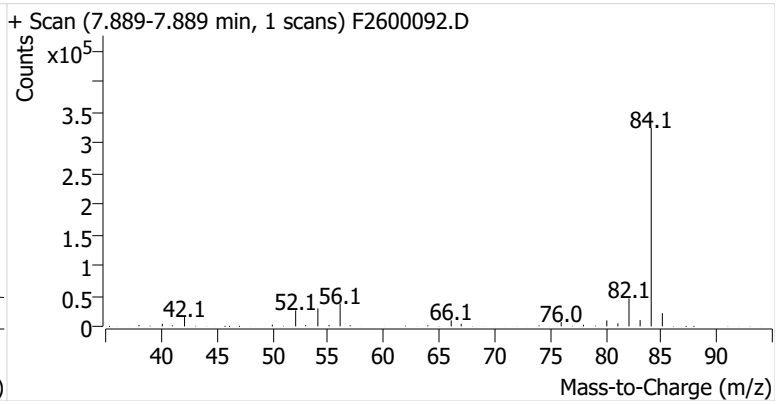

Benzene

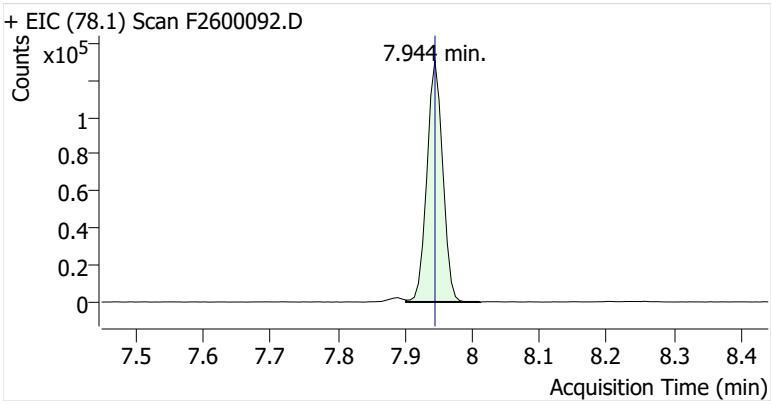

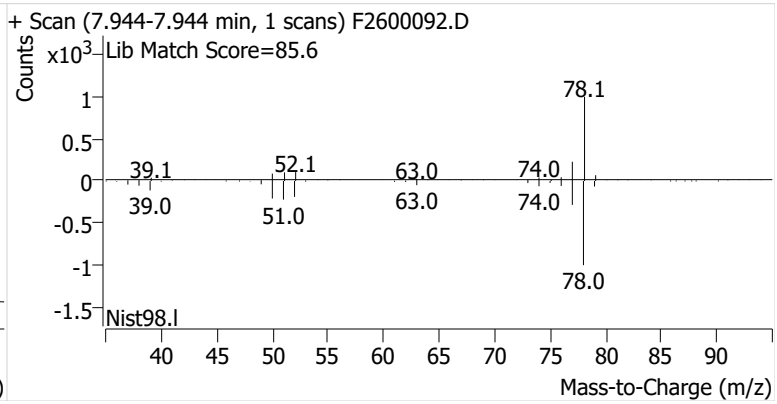

Toluene-d8 (IS)

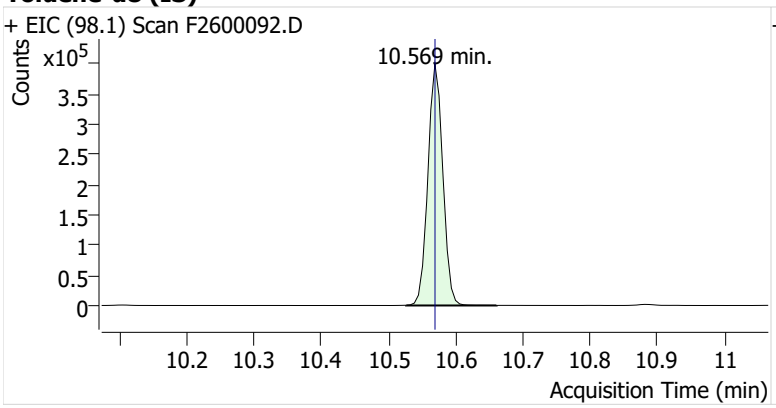

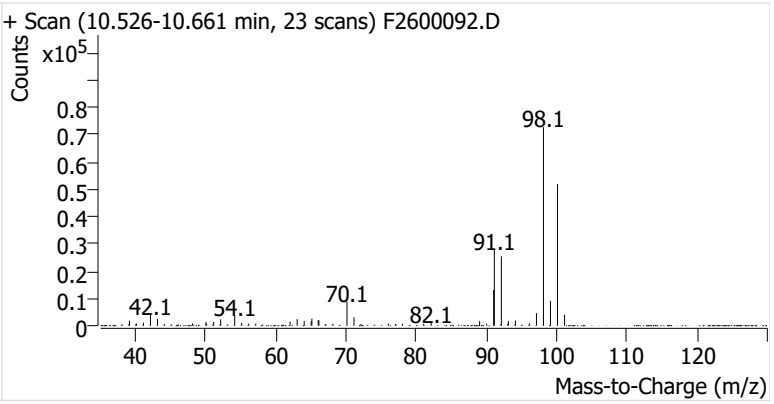

Toluene

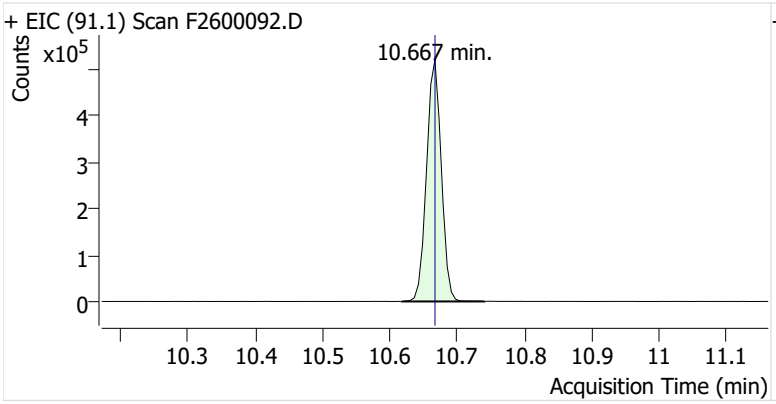

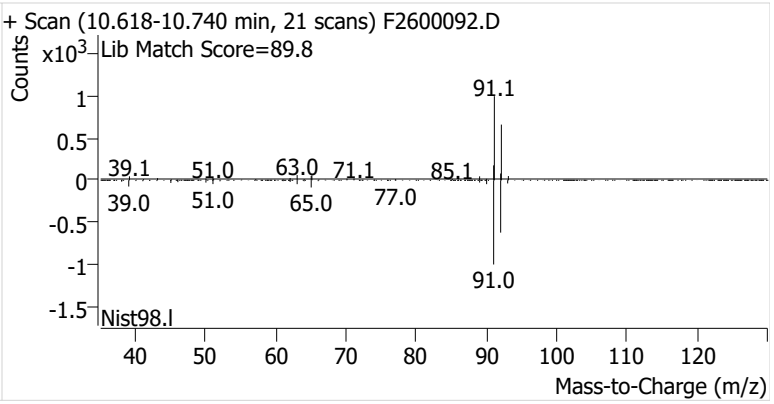

Ethylbenzene

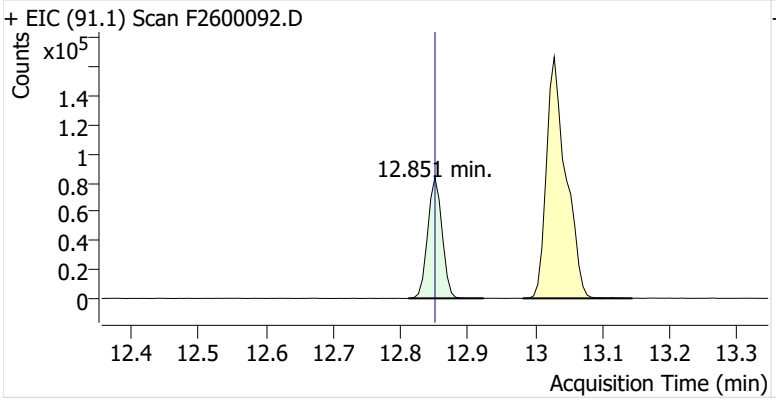

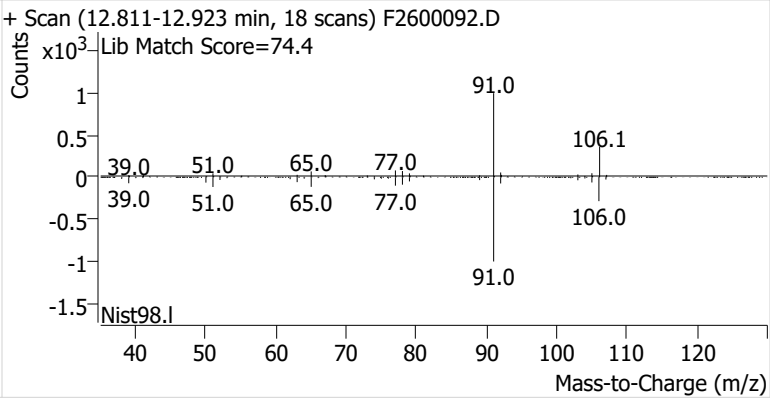

m-/p-Xylenes

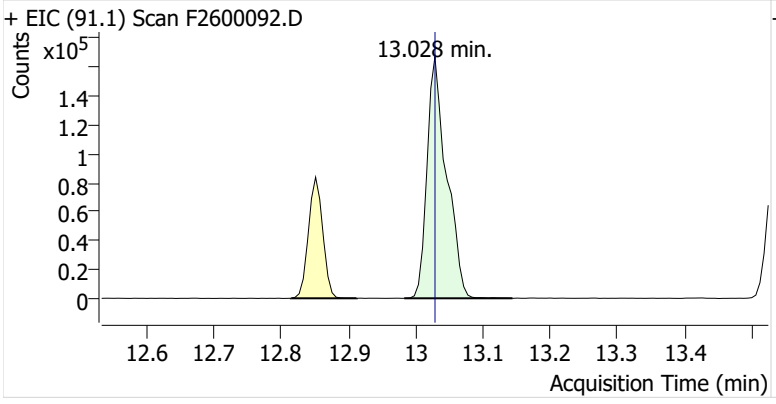

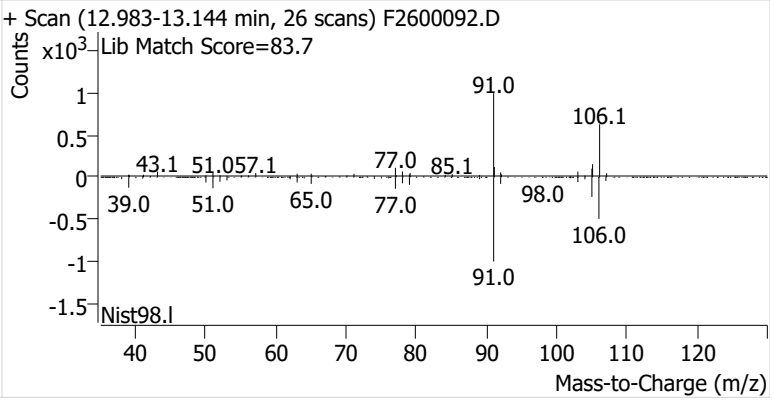

o-Xylene

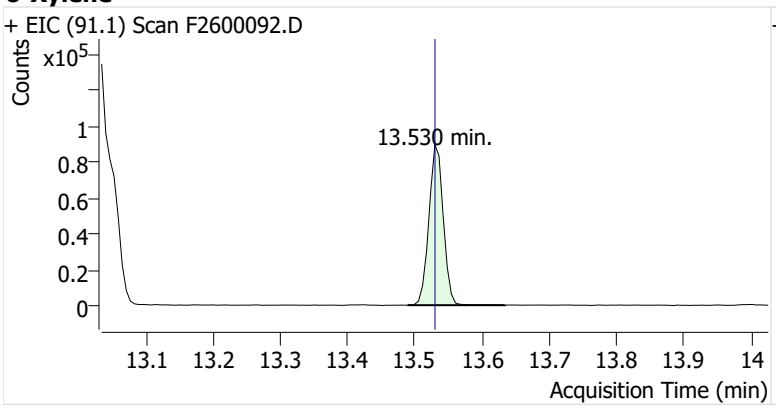
+ EIC (91.1) Scan F2600092.D
Counts
x10^5
1
0.8
0.6
0.4
0.2
0
13.530 min.
13.1 13.2 13.3 13.4 13.5 13.6 13.7 13.8 13.9 14
Acquisition Time (min)

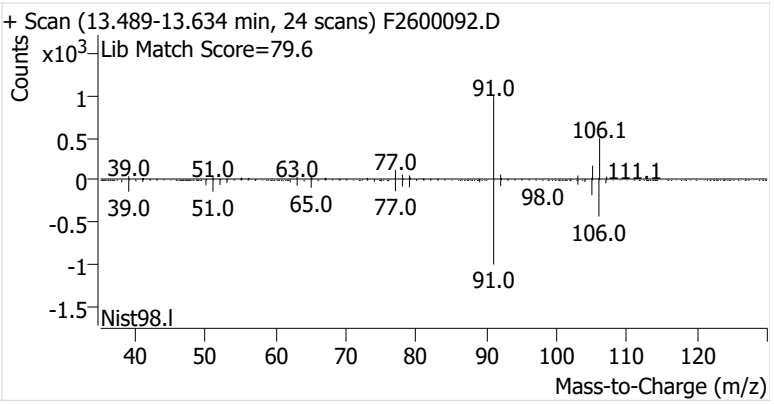
+ Scan (13.489-13.634 min, 24 scans) F2600092.D
Lib Match Score=79.6
Counts
x10^3
1
0.5
0
-0.5
-1
-1.5
91.0
106.1
111.1
39.0
51.0
63.0
77.0
98.0
39.0
51.0
65.0
77.0
106.0
91.0
Nist98.l
40 50 60 70 80 90 100 110 120
Mass-to-Charge (m/z)

Name	IRVSEA-11-S-20251223
Comment	C01655
Data File	F2600093.D
Acq. Date-Time	1/8/2026 9:57:54 PM
Acq. Method File	M325B-MTD
Tube Sorbent	Carbopack X
Analyze Quant Version	12.1
Report Quant Version	12.1

Sample Chromatogram

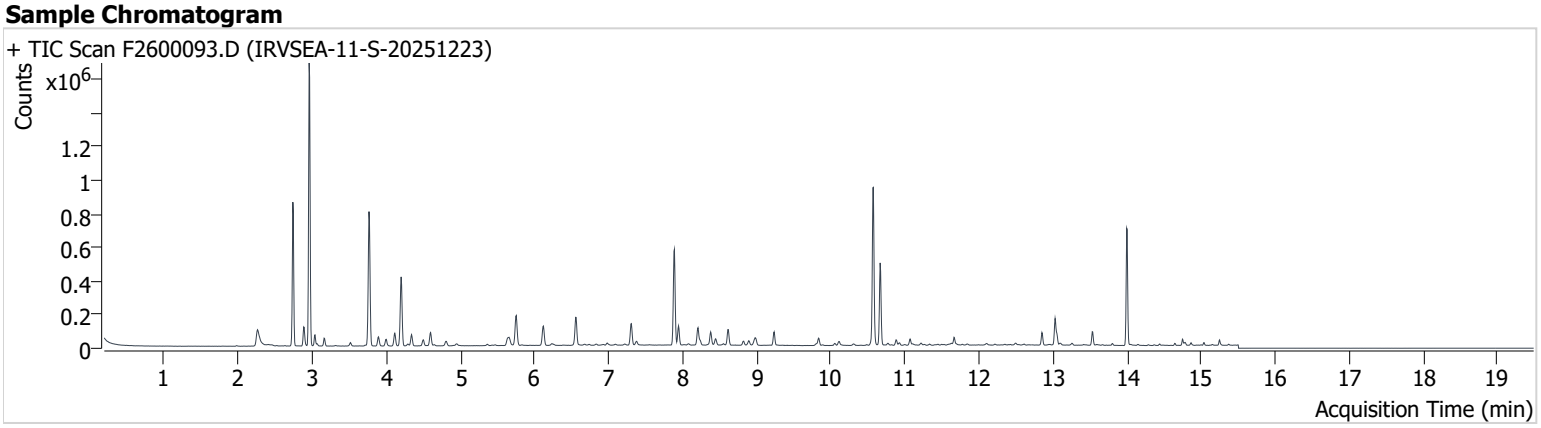

Name	ISTD	RT	ICAL RT	Resp.	Int. Flag
benzene-d6 (IS)		7.889	7.889	556,785	
Benzene	benzene-d6 (IS)	7.944	7.945	103,148	
Toluene-d8 (IS)		10.575	10.569	613,555	
Toluene	Toluene-d8 (IS)	10.667	10.667	331,907	
Ethylbenzene	Toluene-d8 (IS)	12.851	12.851	51,504	
m-/p-Xylenes	Toluene-d8 (IS)	13.028	13.028	118,676	
o-Xylene	Toluene-d8 (IS)	13.530	13.530	47,708	

benzene-d6 (IS)

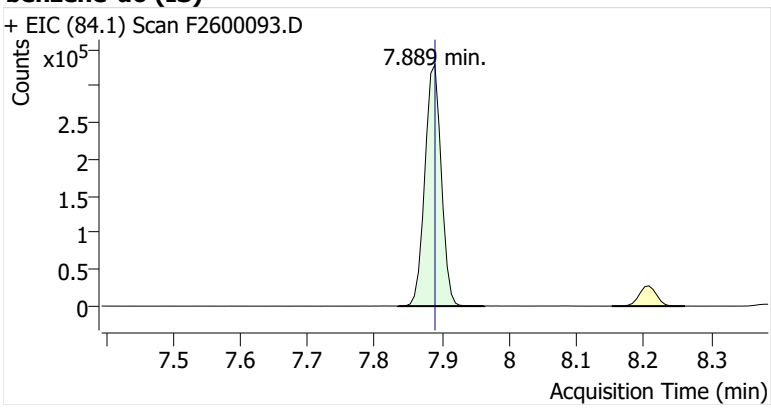

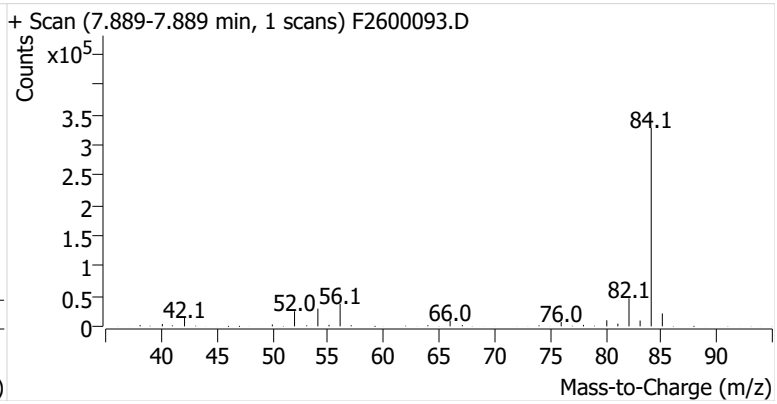

Benzene

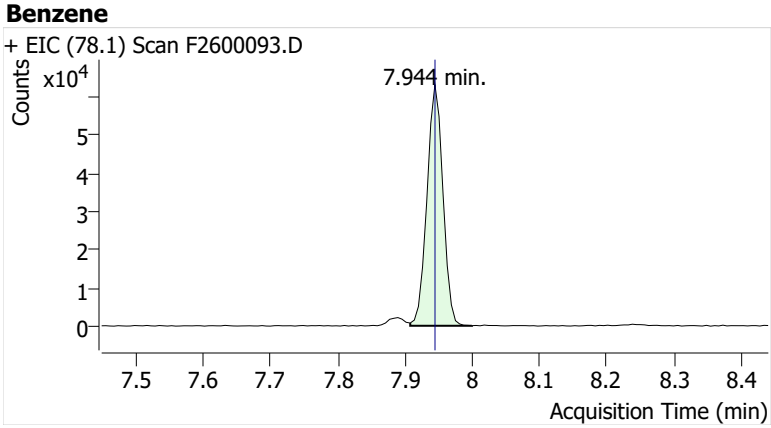

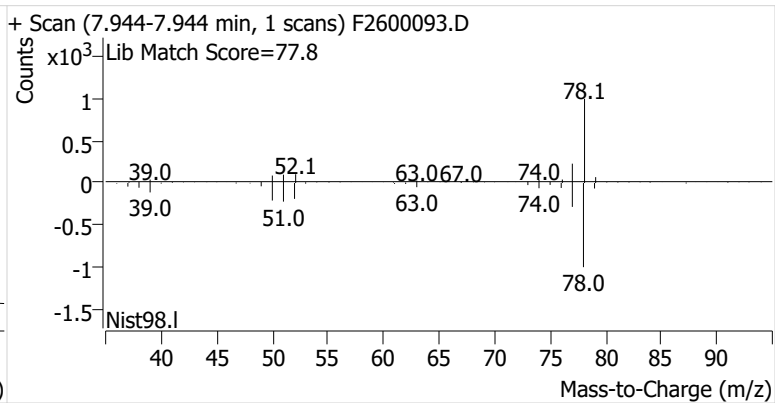

Toluene-d8 (IS)

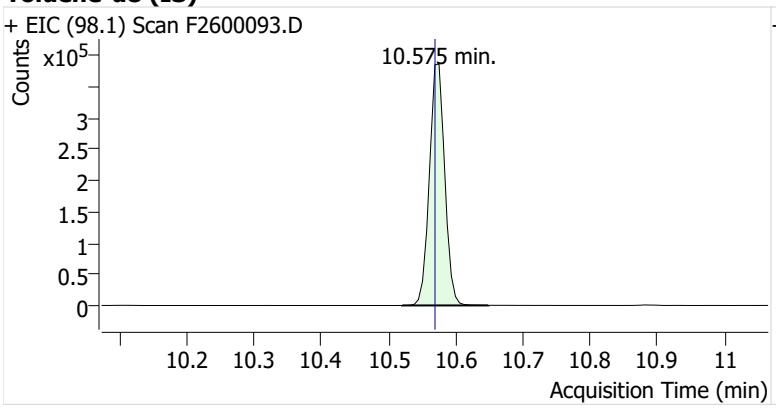

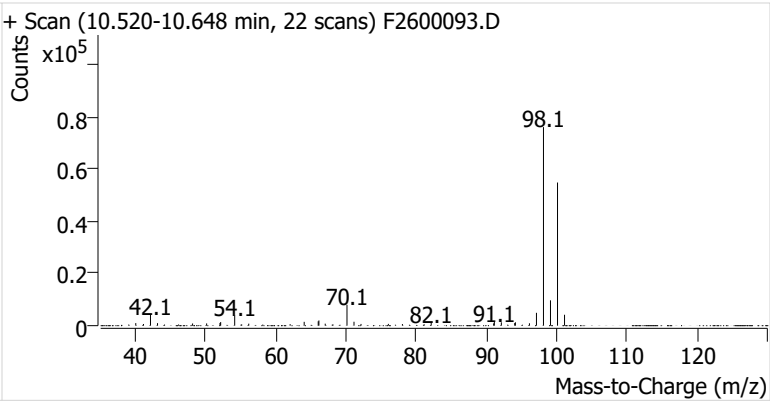

Toluene

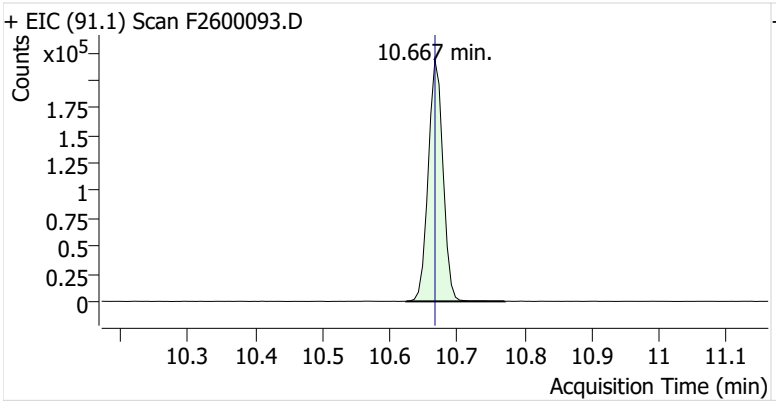

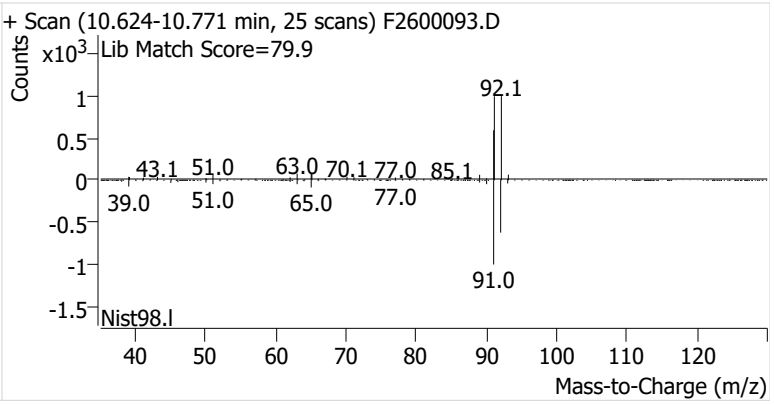

Ethylbenzene

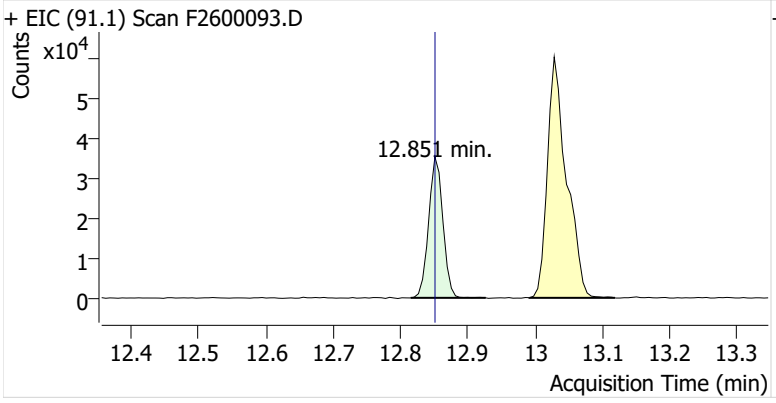

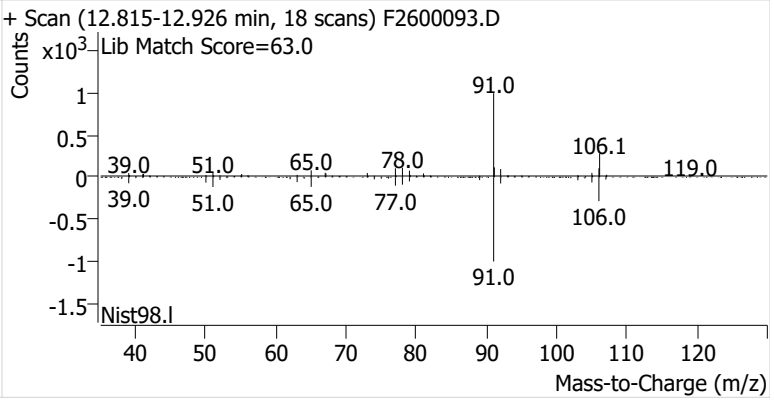

m-/p-Xylenes

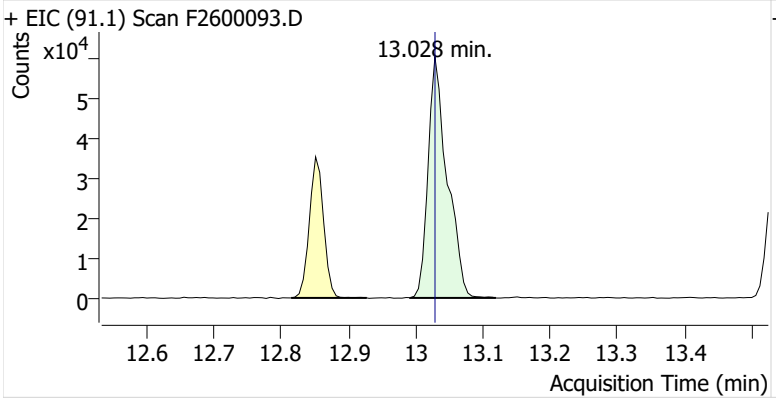

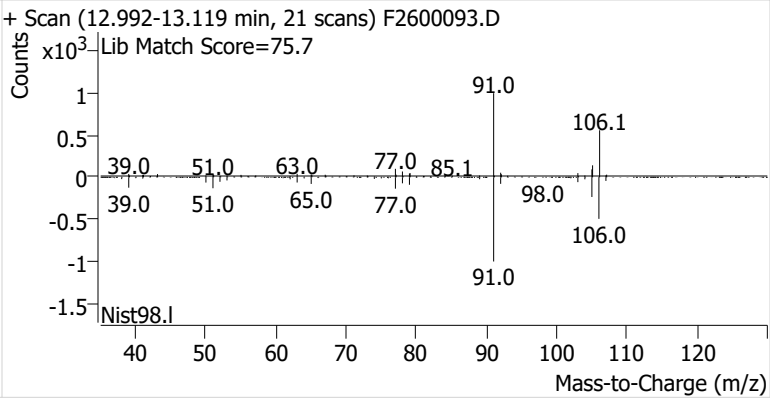

o-Xylene

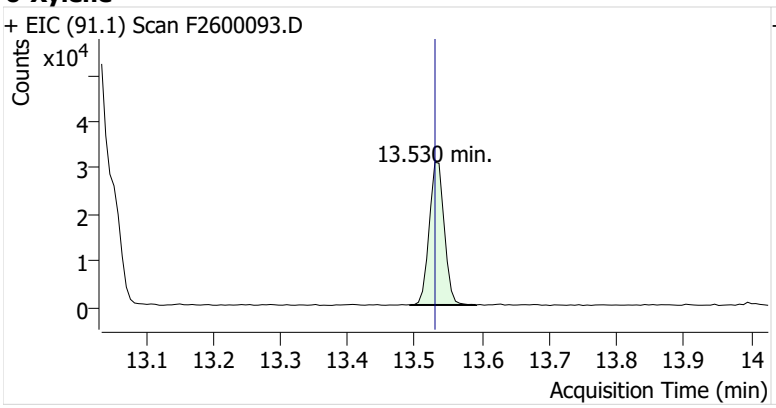
+ EIC (91.1) Scan F2600093.D
Counts
x10^4
13.530 min.
Acquisition Time (min)

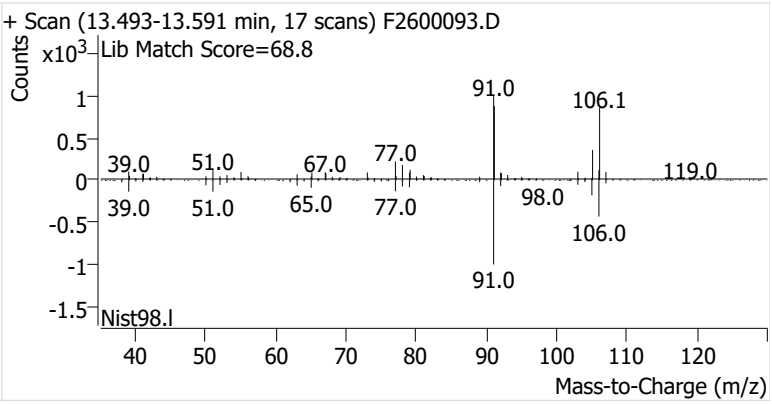
+ Scan (13.493-13.591 min, 17 scans) F2600093.D
Lib Match Score=68.8
Counts
x10^3
Nist98.l
Mass-to-Charge (m/z)

Name	IRVSEA-12-S-20251223
Comment	B50901
Data File	F2600094.D
Acq. Date-Time	1/8/2026 10:23:13 PM
Acq. Method File	M325B-MTD
Tube Sorbent	Carbopack X
Analyze Quant Version	12.1
Report Quant Version	12.1

Sample Chromatogram

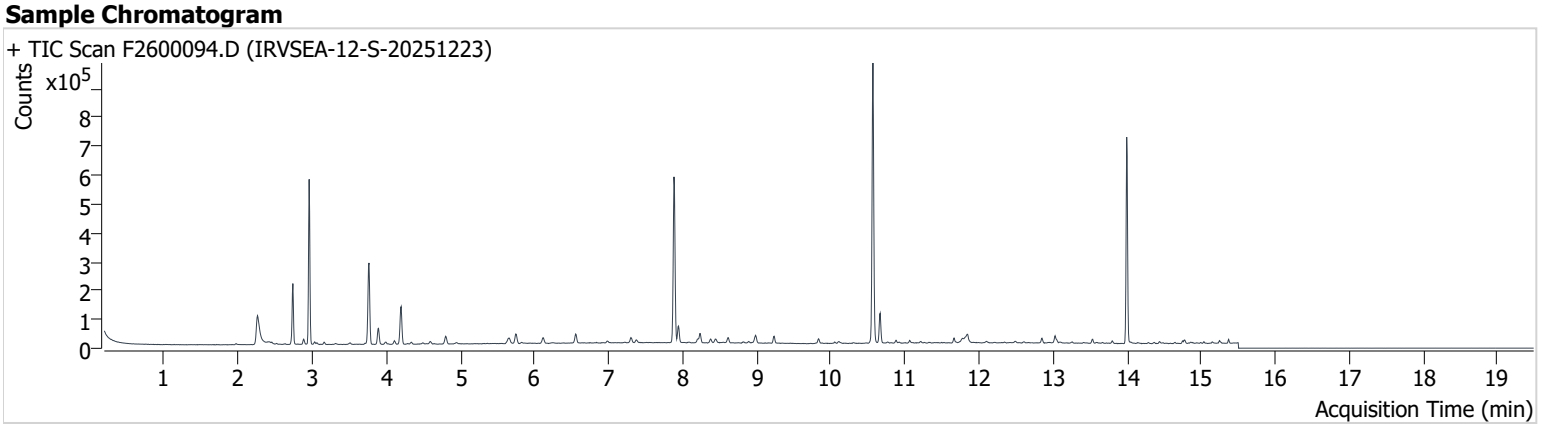

Name	ISTD	RT	ICAL RT	Resp.	Int. Flag
benzene-d6 (IS)		7.883	7.889	557,977	
Benzene	benzene-d6 (IS)	7.944	7.945	53,582	
Toluene-d8 (IS)		10.569	10.569	616,683	
Toluene	Toluene-d8 (IS)	10.667	10.667	67,921	
Ethylbenzene	Toluene-d8 (IS)	12.851	12.851	10,797	
m-/p-Xylenes	Toluene-d8 (IS)	13.028	13.028	17,735	
o-Xylene	Toluene-d8 (IS)	13.536	13.530	7,973	

benzene-d6 (IS)

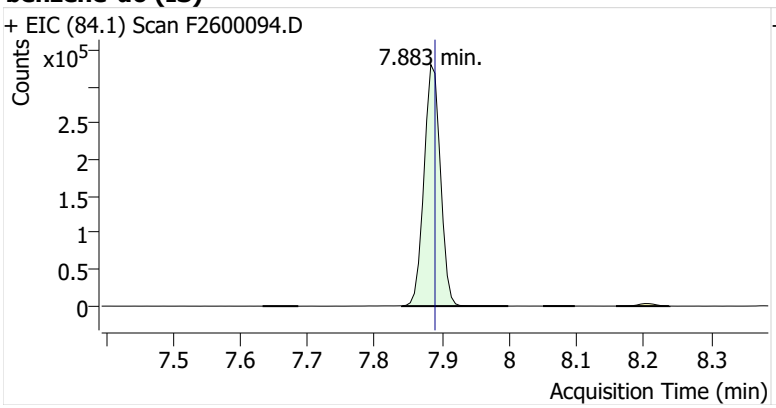

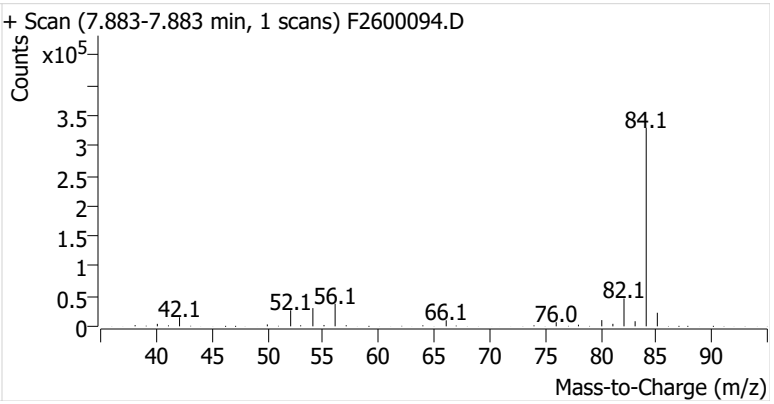

Benzene

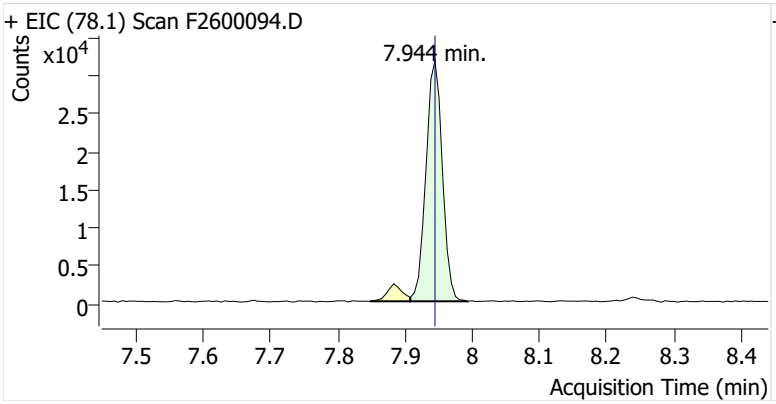

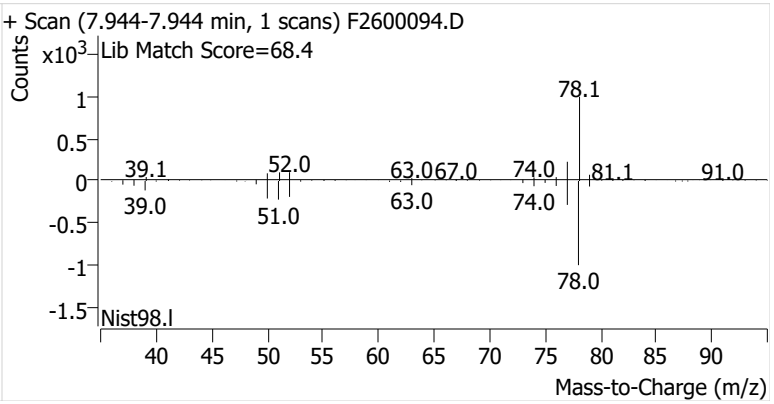

Toluene-d8 (IS)

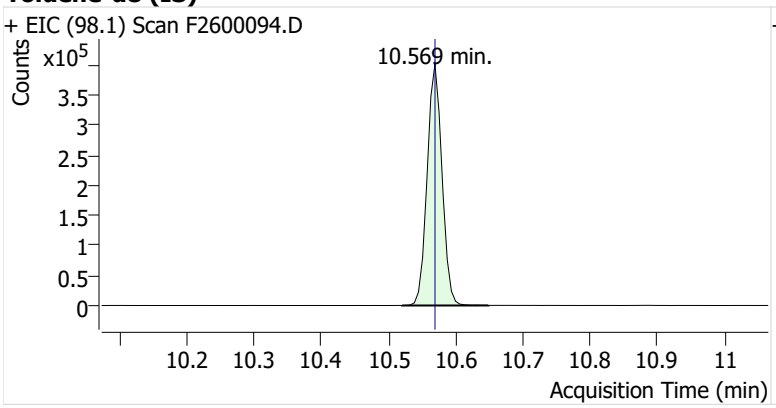

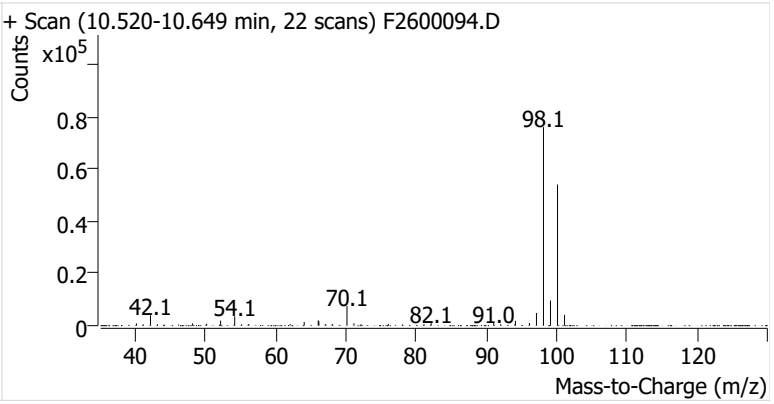

Toluene

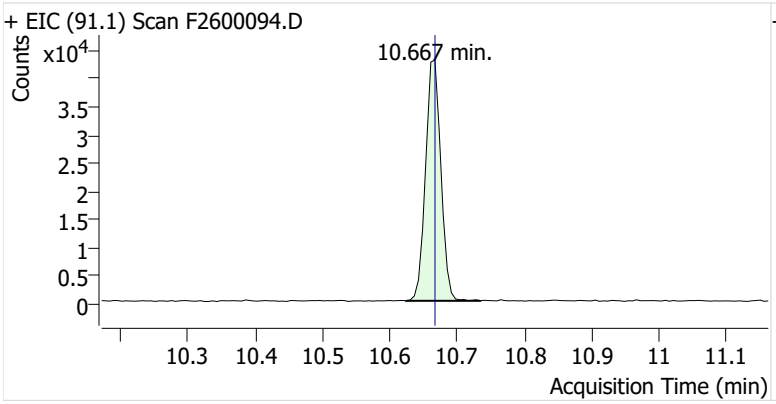

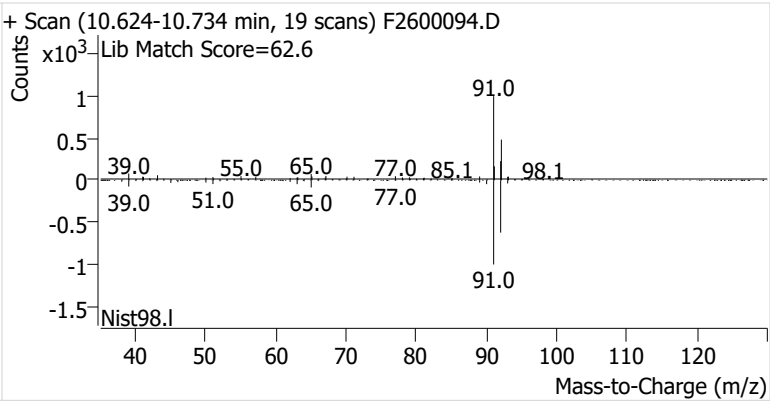

Ethylbenzene

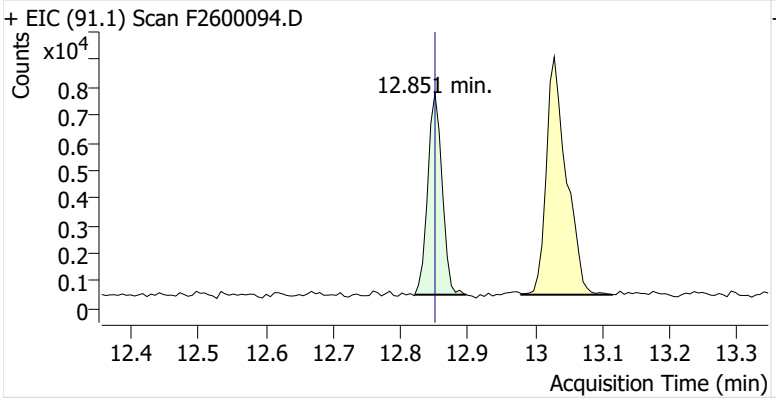

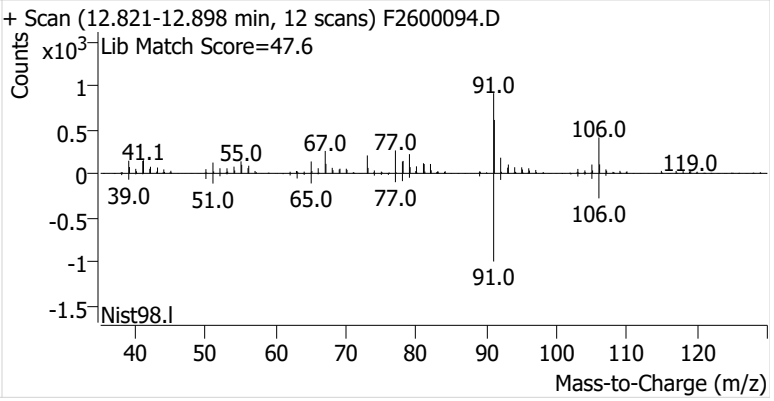

m-/p-Xylenes

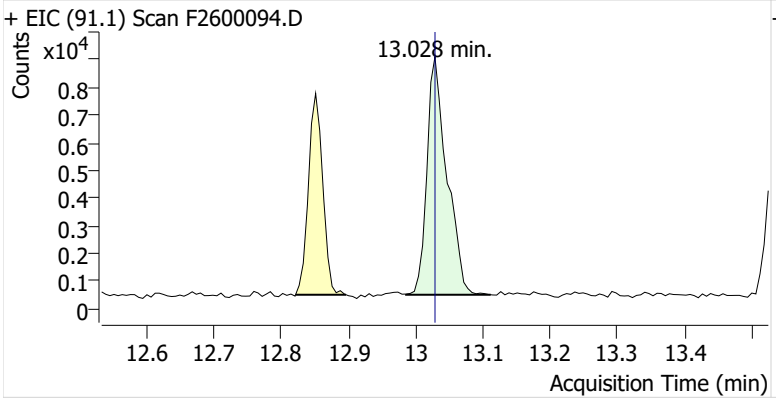

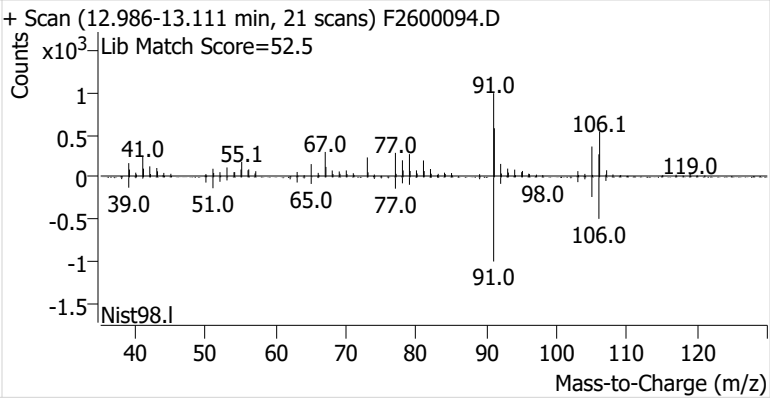

o-Xylene

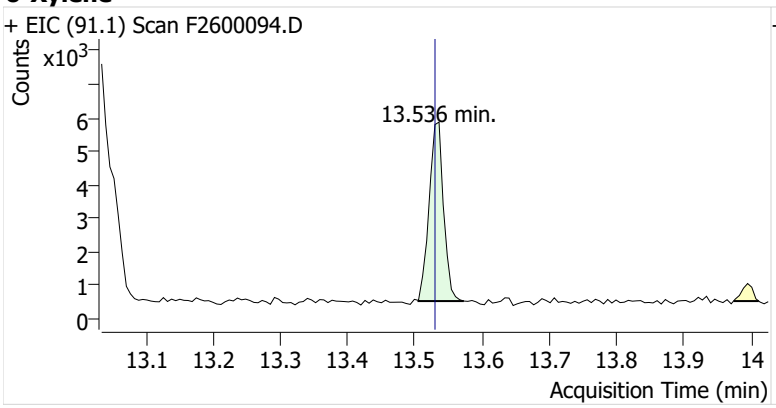
+ EIC (91.1) Scan F2600094.D
Counts
x10^3
13.536 min.
Acquisition Time (min)

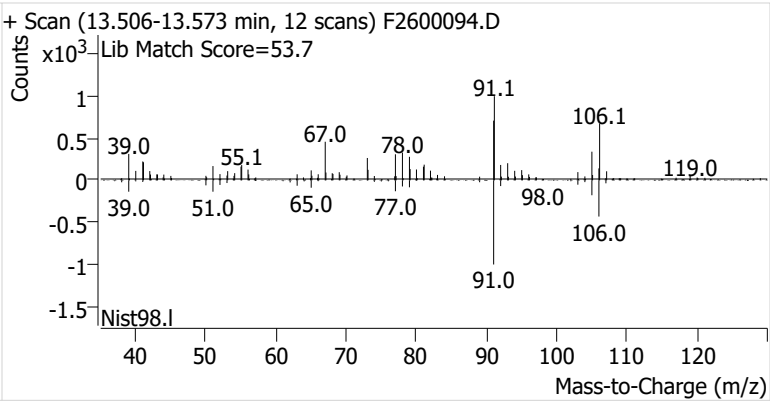
+ Scan (13.506-13.573 min, 12 scans) F2600094.D
Lib Match Score=53.7
Counts
x10^3
91.1
106.1
67.0
78.0
39.0
55.1
119.0
98.0
39.0
51.0
65.0
77.0
106.0
91.0
Nist98.l
Mass-to-Charge (m/z)

Name	IRVSEA-13-S-20251223
Comment	C20578
Data File	F2600095.D
Acq. Date-Time	1/8/2026 10:48:38 PM
Acq. Method File	M325B-MTD
Tube Sorbent	Carbopack X
Analyze Quant Version	12.1
Report Quant Version	12.1

Sample Chromatogram

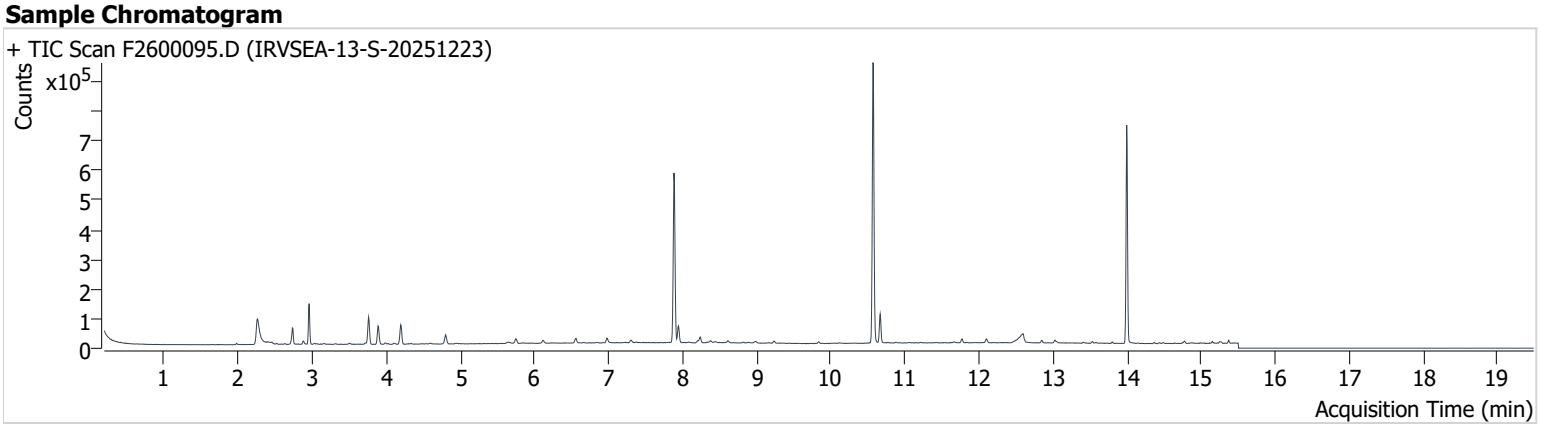

Name	ISTD	RT	ICAL RT	Resp.	Int. Flag
benzene-d6 (IS)		7.883	7.889	548,831	
Benzene	benzene-d6 (IS)	7.944	7.945	52,541	
Toluene-d8 (IS)		10.569	10.569	615,076	
Toluene	Toluene-d8 (IS)	10.667	10.667	65,928	
Ethylbenzene	Toluene-d8 (IS)	12.851	12.851	5,618	
m-/p-Xylenes	Toluene-d8 (IS)	13.028	13.028	6,994	
o-Xylene	Toluene-d8 (IS)	13.536	13.530	3,125	

benzene-d6 (IS)

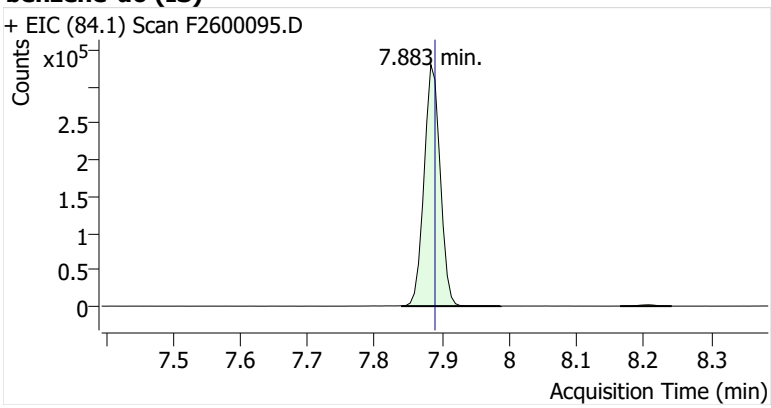

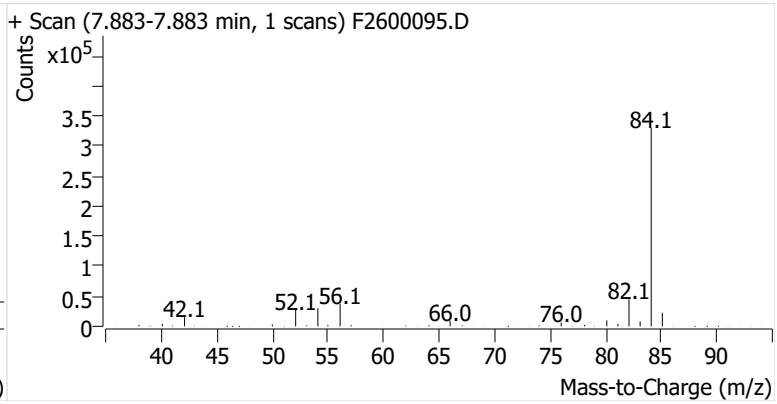

Benzene

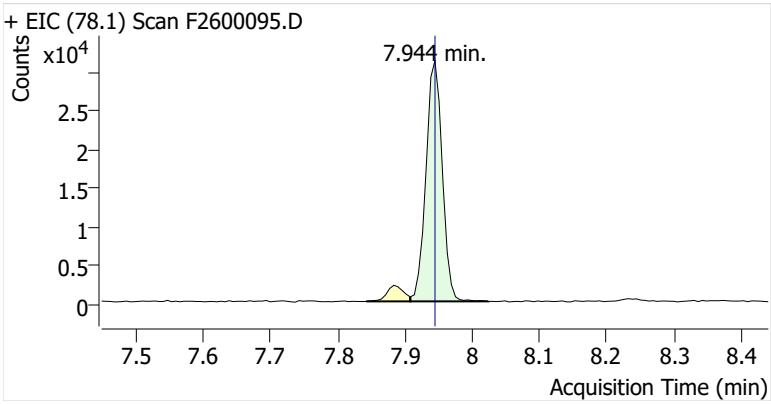

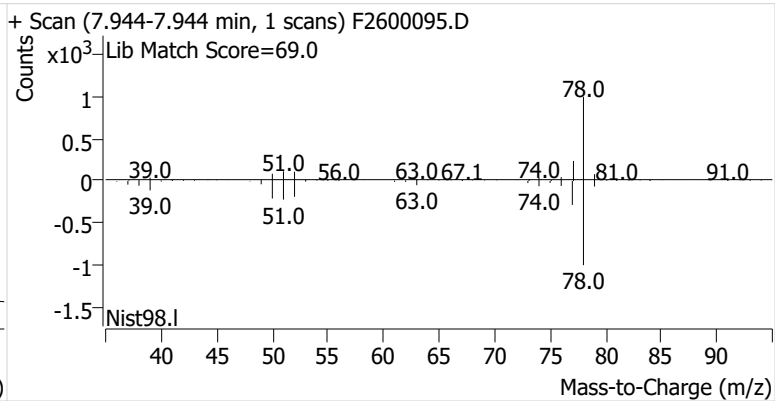

Toluene-d8 (IS)

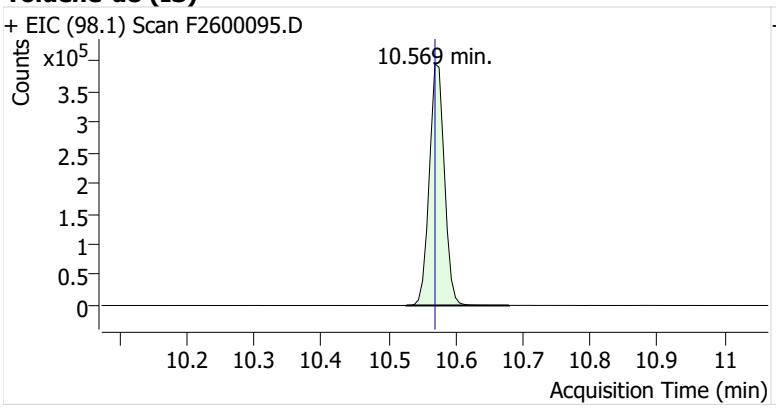

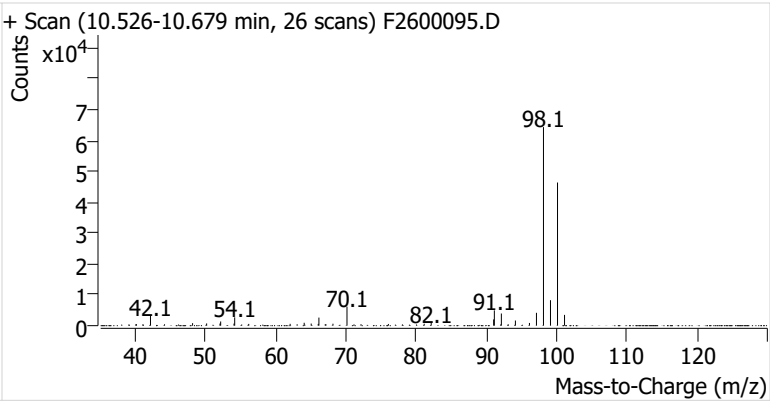

Toluene

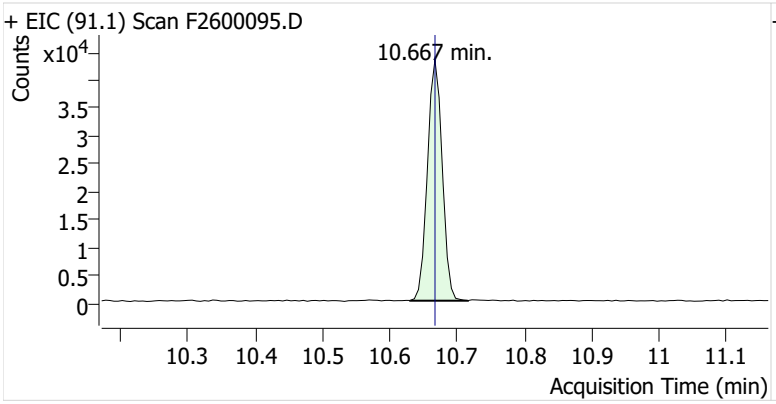

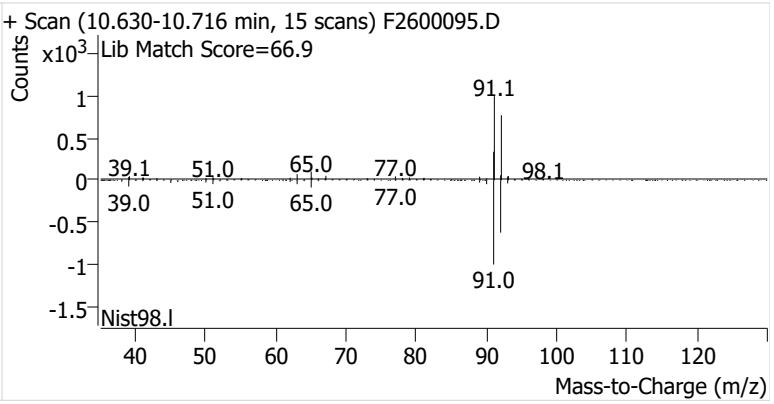

Ethylbenzene

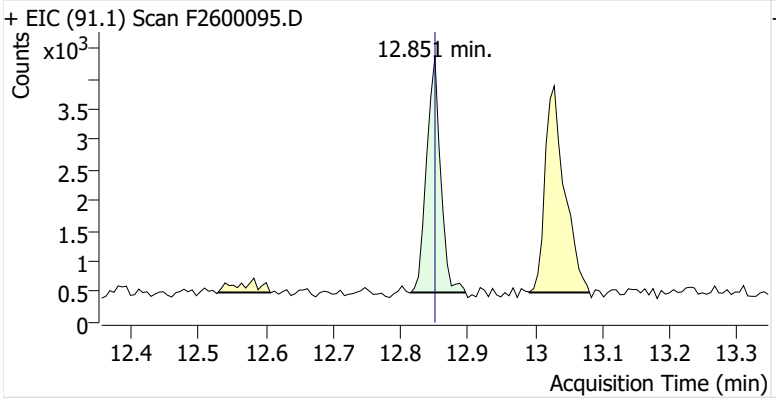

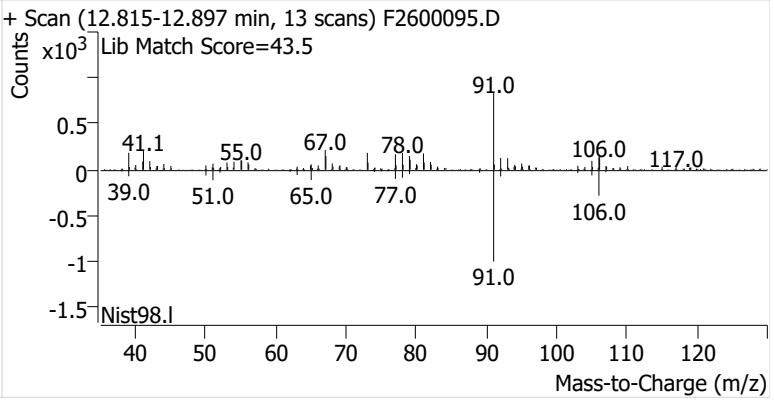

m-/p-Xylenes

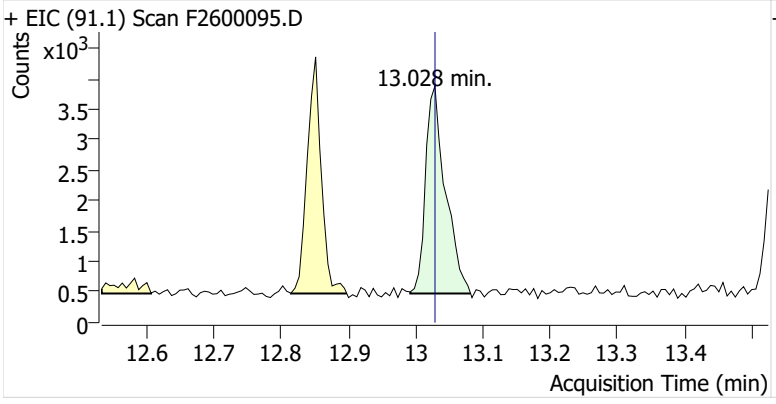

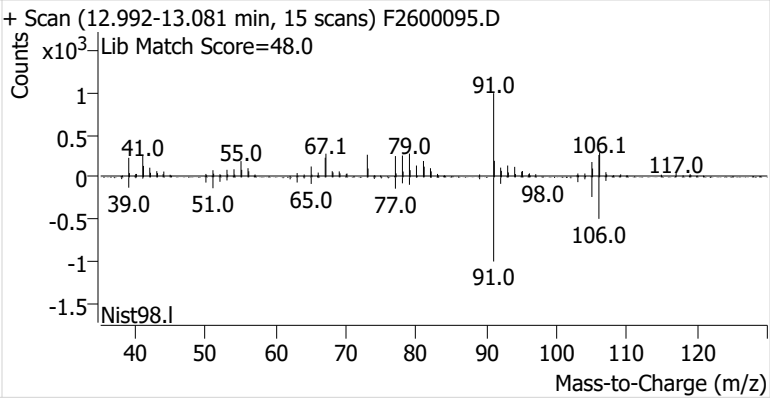

o-Xylene

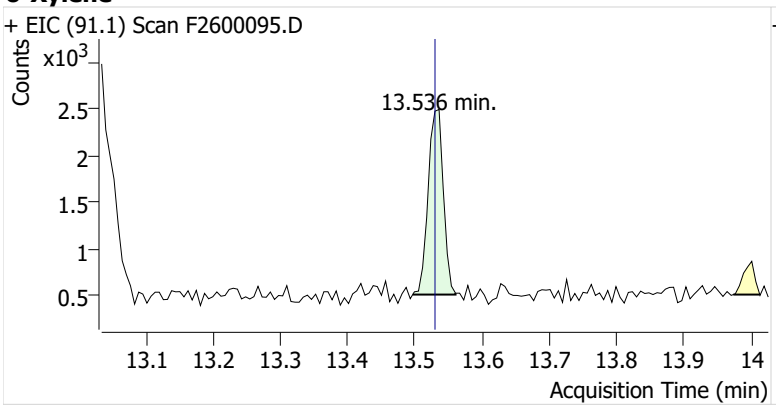
+ EIC (91.1) Scan F2600095.D
Counts
x10^3
2.5
2
1.5
1
0.5
13.536 min.
13.1 13.2 13.3 13.4 13.5 13.6 13.7 13.8 13.9 14
Acquisition Time (min)

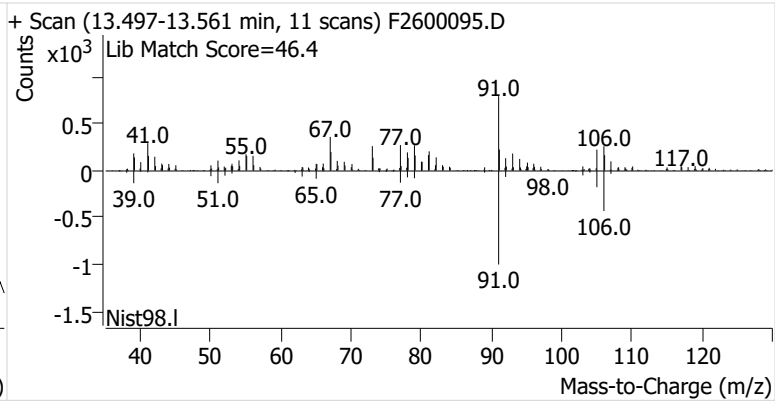
+ Scan (13.497-13.561 min, 11 scans) F2600095.D
Lib Match Score=46.4
Counts
x10^3
0.5
0
-0.5
-1
-1.5
91.0
41.0
55.0
67.0
77.0
106.0
117.0
39.0
51.0
65.0
77.0
98.0
106.0
91.0
Nist98.l
40 50 60 70 80 90 100 110 120
Mass-to-Charge (m/z)

Name	IRVSEA-14-S-20251223
Comment	C68609
Data File	F2600096.D
Acq. Date-Time	1/8/2026 11:14:47 PM
Acq. Method File	M325B-MTD
Tube Sorbent	Carbopack X
Analyze Quant Version	12.1
Report Quant Version	12.1

Sample Chromatogram

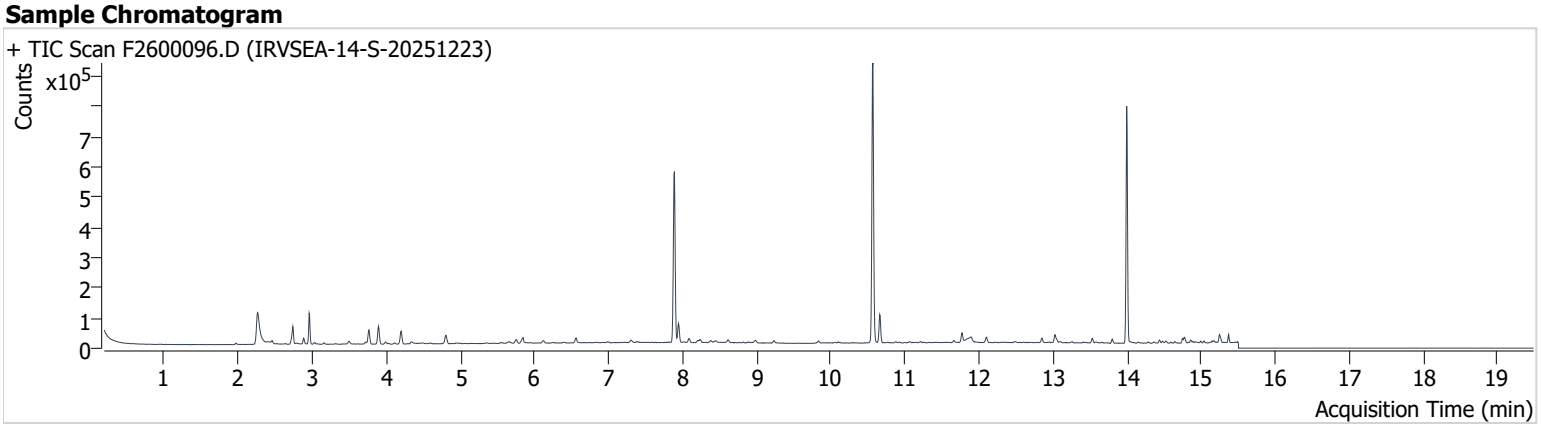

Name	ISTD	RT	ICAL RT	Resp.	Int. Flag
benzene-d6 (IS)		7.889	7.889	554,421	
Benzene	benzene-d6 (IS)	7.944	7.945	56,847	
Toluene-d8 (IS)		10.569	10.569	608,786	
Toluene	Toluene-d8 (IS)	10.660	10.667	64,326	
Ethylbenzene	Toluene-d8 (IS)	12.851	12.851	10,429	
m-/p-Xylenes	Toluene-d8 (IS)	13.028	13.028	19,922	
o-Xylene	Toluene-d8 (IS)	13.530	13.530	8,925	

benzene-d6 (IS)

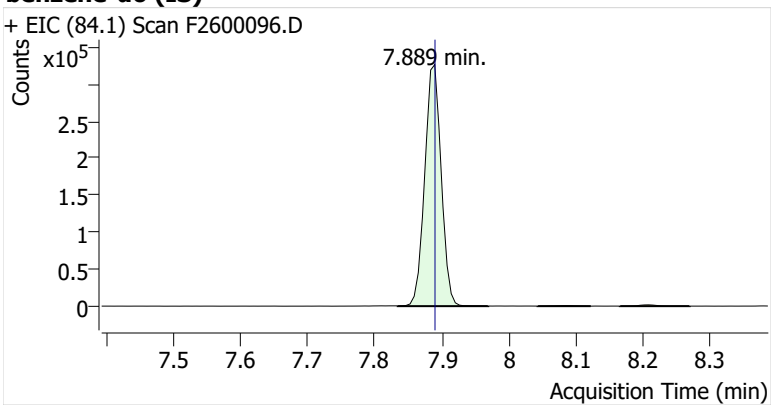

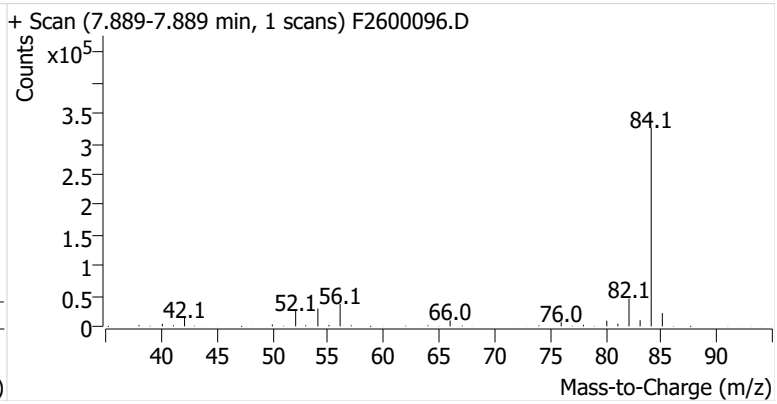

Benzene

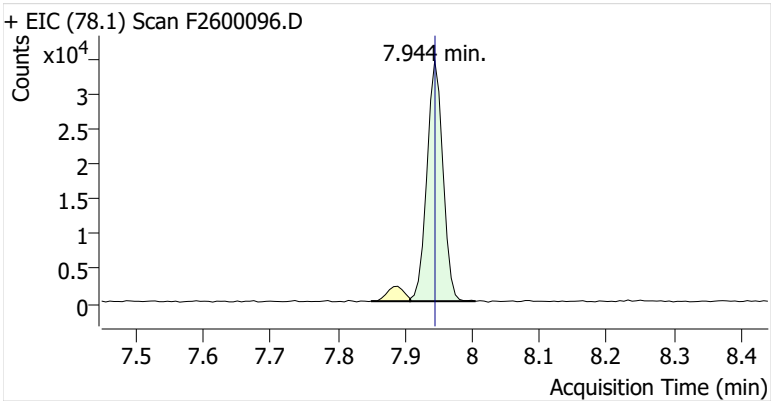

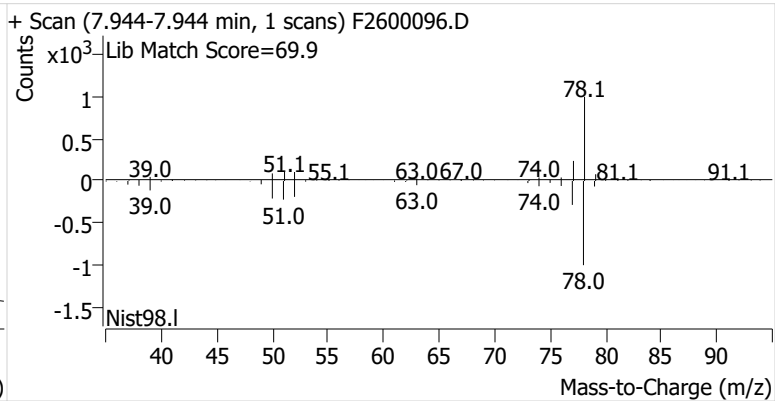

Toluene-d8 (IS)

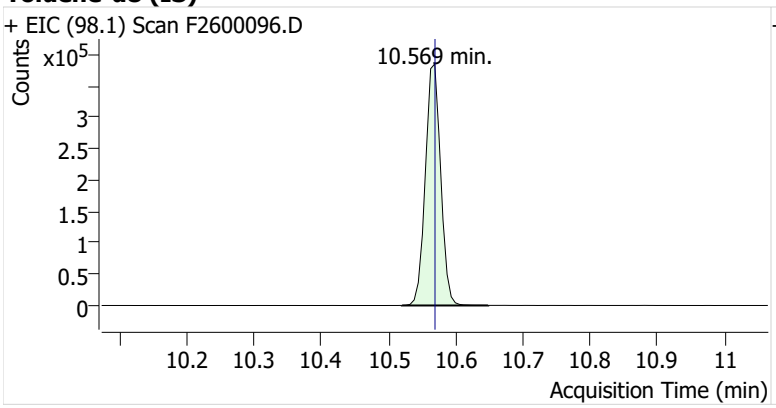

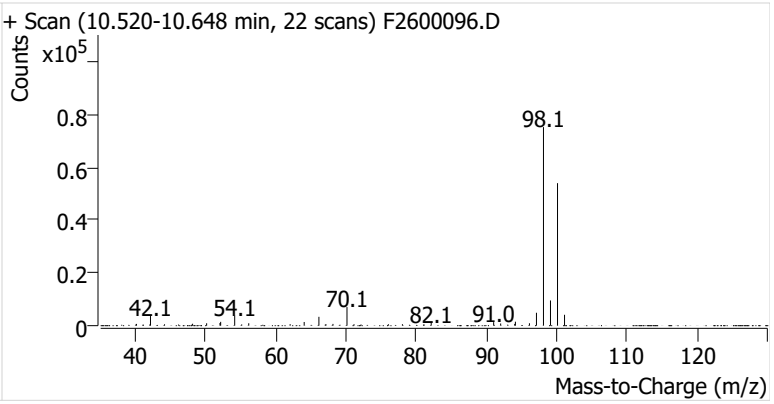

Toluene

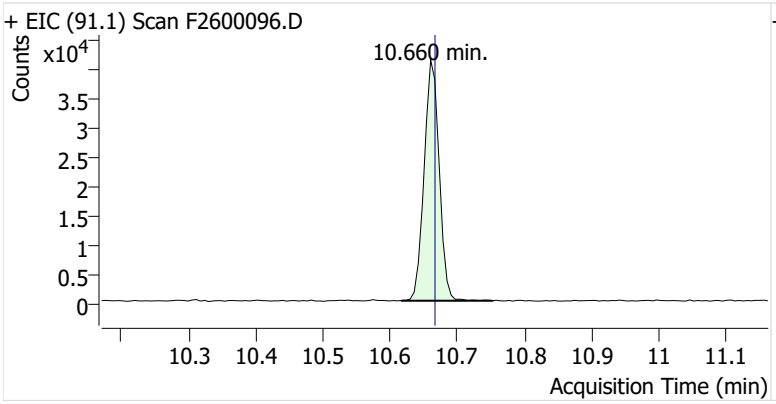

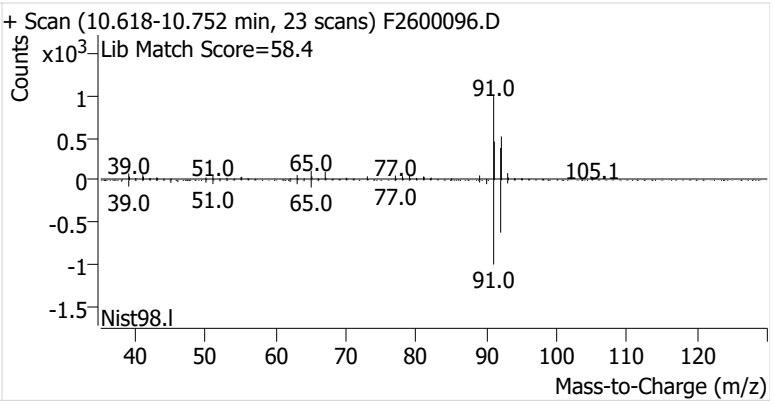

Ethylbenzene

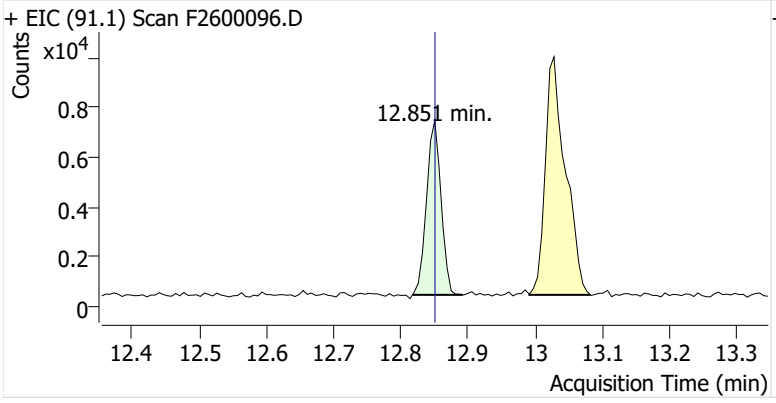

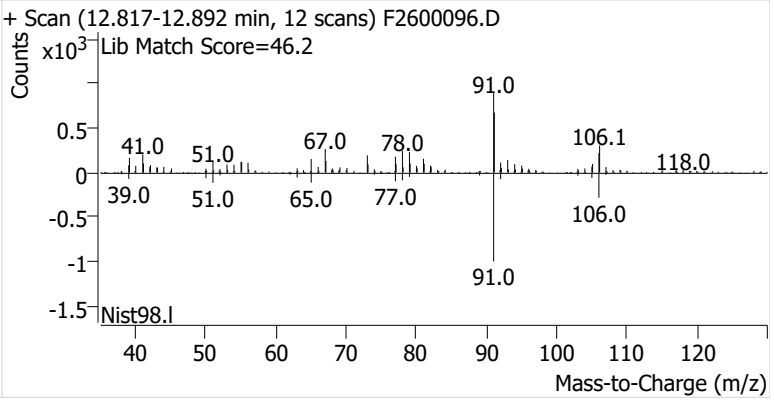

m-/p-Xylenes

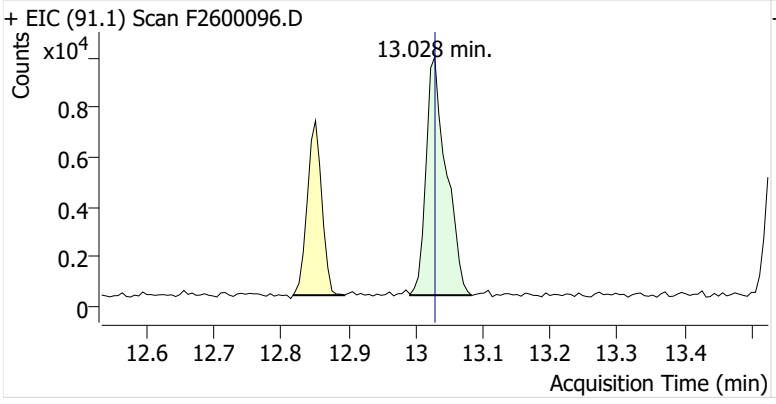

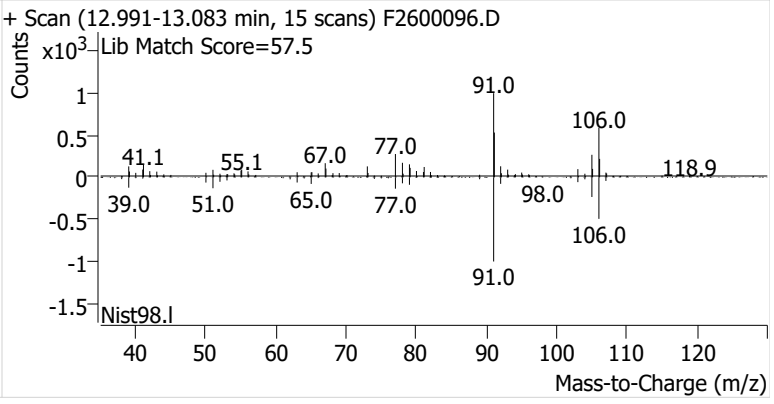

o-Xylene

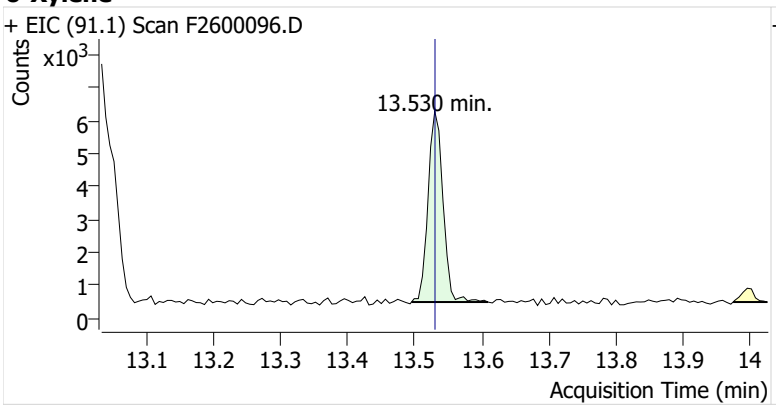
+ EIC (91.1) Scan F2600096.D
Counts
x10^3
13.530 min.
Acquisition Time (min)

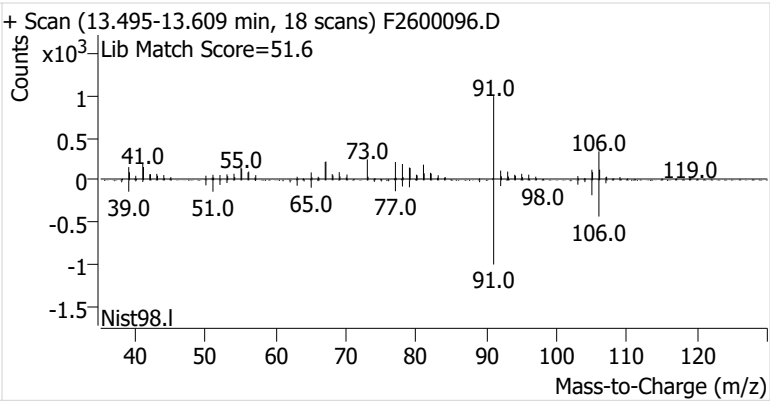
+ Scan (13.495-13.609 min, 18 scans) F2600096.D
Lib Match Score=51.6
Counts
x10^3
91.0
41.0
55.0
73.0
106.0
119.0
39.0
51.0
65.0
77.0
98.0
106.0
91.0
Nist98.l
Mass-to-Charge (m/z)

Name	IRVSEA-15-S-20251223
Comment	B49557
Data File	F2600097.D
Acq. Date-Time	1/8/2026 11:40:14 PM
Acq. Method File	M325B-MTD
Tube Sorbent	Carbopack X
Analyze Quant Version	12.1
Report Quant Version	12.1

Sample Chromatogram

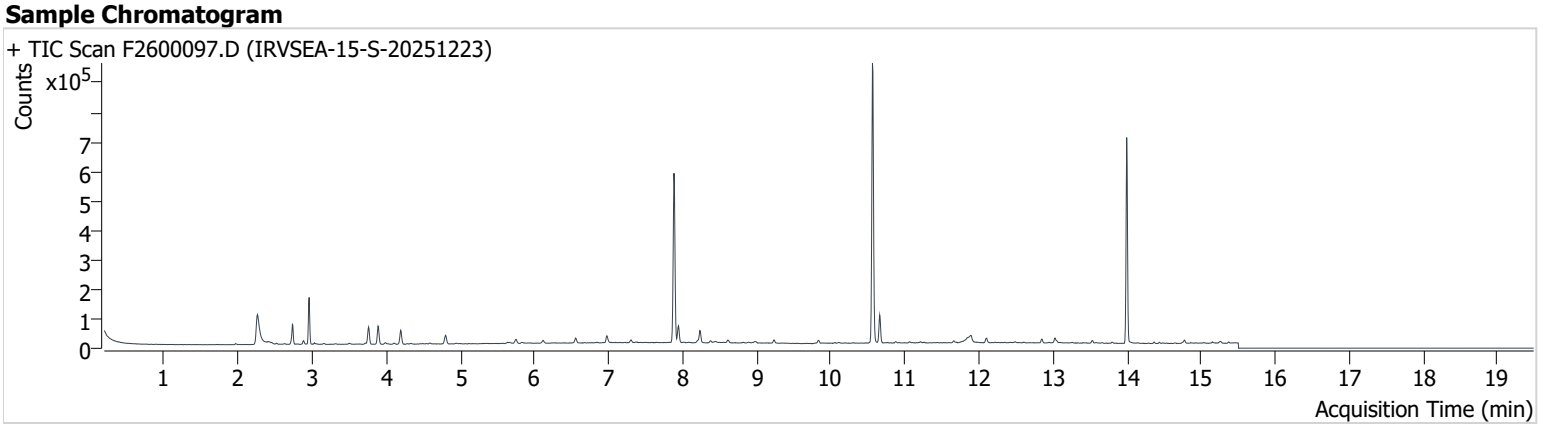

Name	ISTD	RT	ICAL RT	Resp.	Int. Flag
benzene-d6 (IS)		7.883	7.889	550,387	
Benzene	benzene-d6 (IS)	7.945	7.945	52,522	
Toluene-d8 (IS)		10.563	10.569	613,234	
Toluene	Toluene-d8 (IS)	10.661	10.667	65,766	
Ethylbenzene	Toluene-d8 (IS)	12.851	12.851	8,920	
m-/p-Xylenes	Toluene-d8 (IS)	13.029	13.028	12,006	
o-Xylene	Toluene-d8 (IS)	13.530	13.530	5,403	

benzene-d6 (IS)

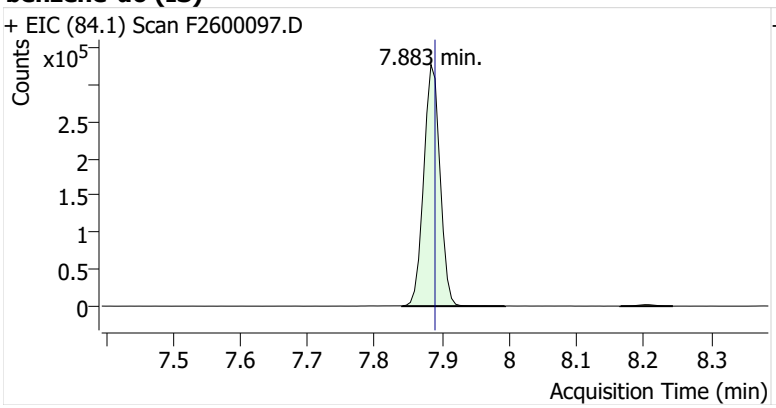

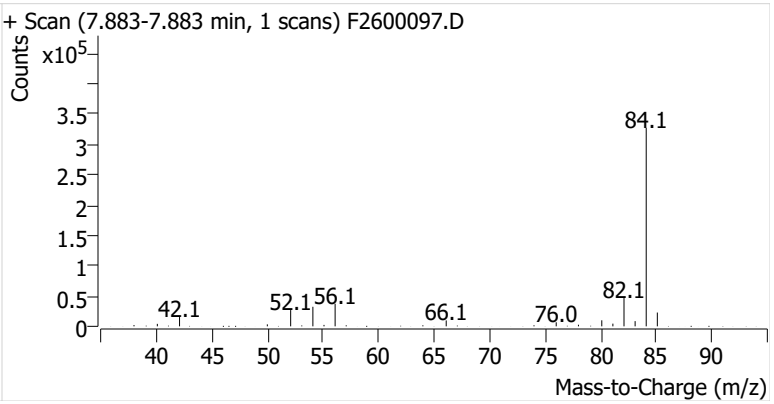

Benzene

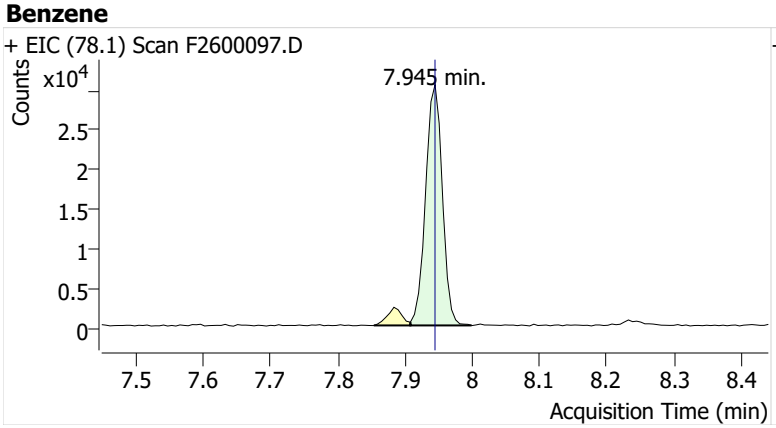

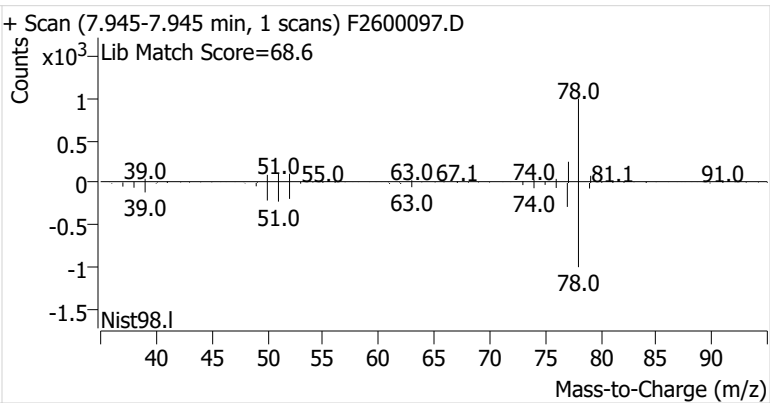

Toluene-d8 (IS)

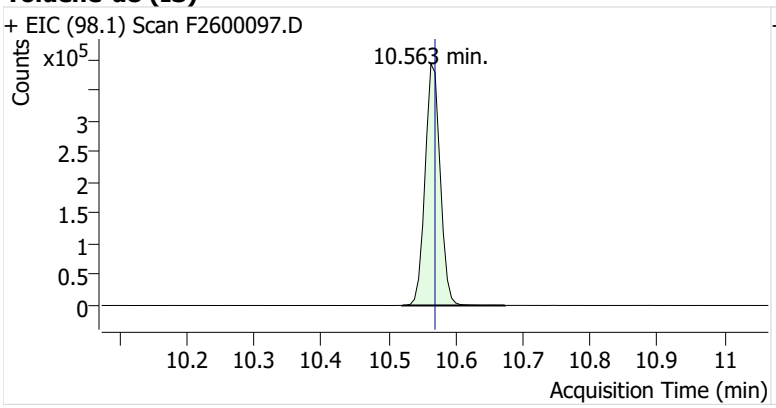

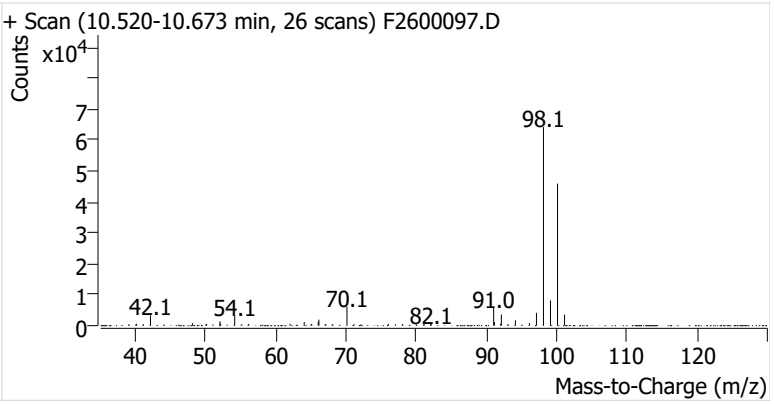

Toluene

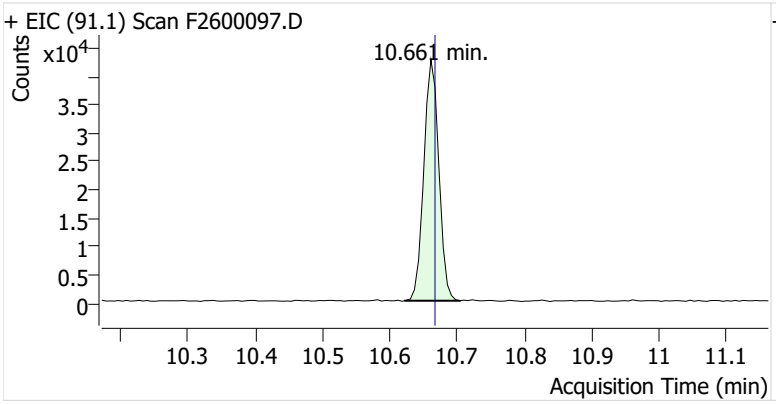

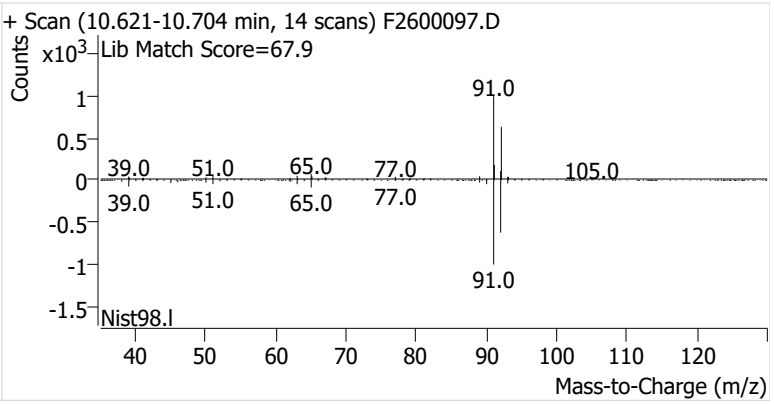

Ethylbenzene

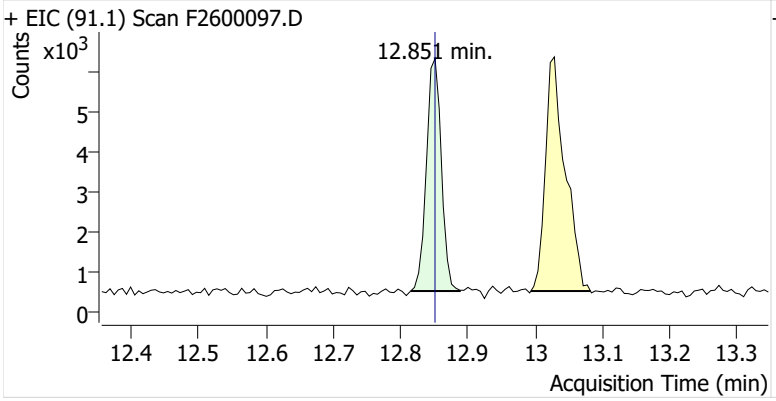

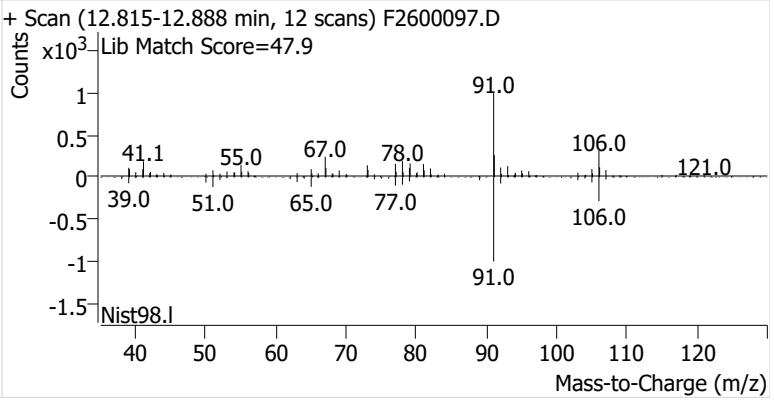

m-/p-Xylenes

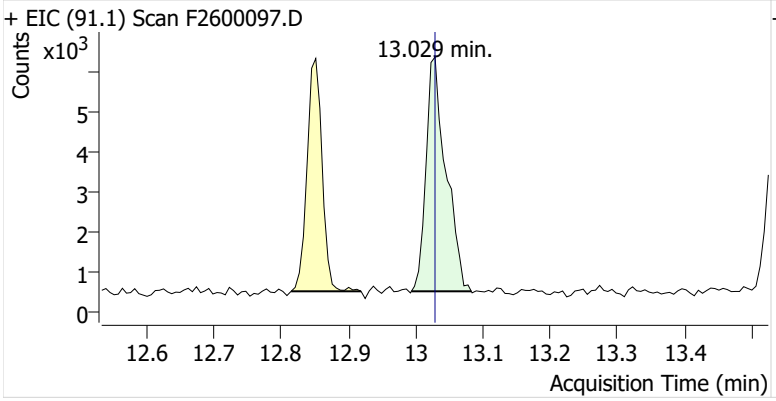

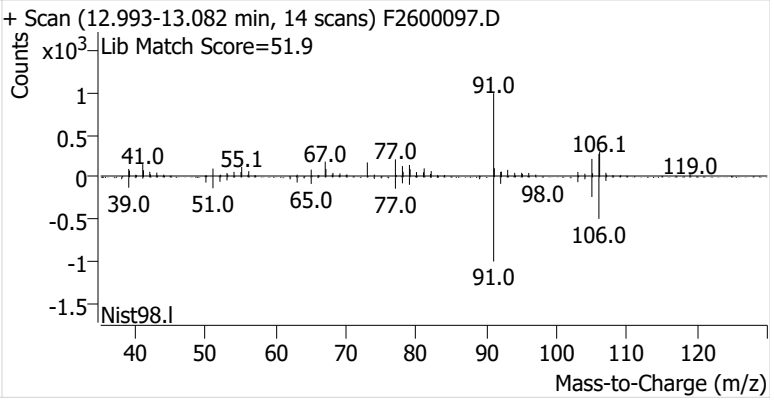

o-Xylene

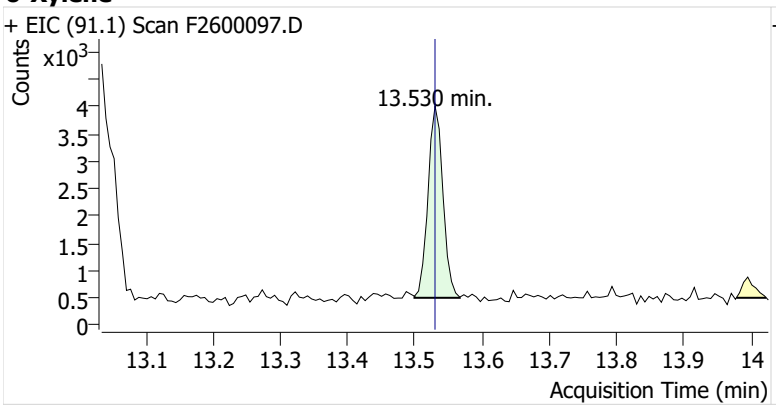
+ EIC (91.1) Scan F2600097.D
Counts
x10^3
13.530 min.
Acquisition Time (min)

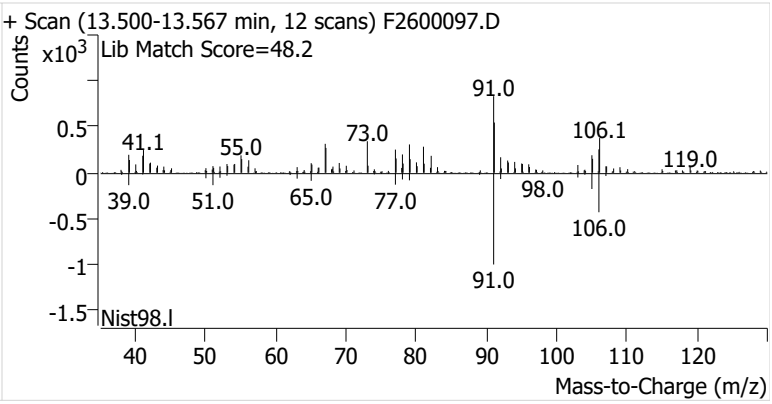
+ Scan (13.500-13.567 min, 12 scans) F2600097.D
Lib Match Score=48.2
Counts
x10^3
91.0
41.1
55.0
73.0
106.1
119.0
39.0
51.0
65.0
77.0
98.0
106.0
91.0
Nist98.l
Mass-to-Charge (m/z)

Name	IRVSEA-16-S-20251223
Comment	B46151
Data File	F2600098.D
Acq. Date-Time	1/9/2026 12:05:40 AM
Acq. Method File	M325B-MTD
Tube Sorbent	Carbopack X
Analyze Quant Version	12.1
Report Quant Version	12.1

Sample Chromatogram

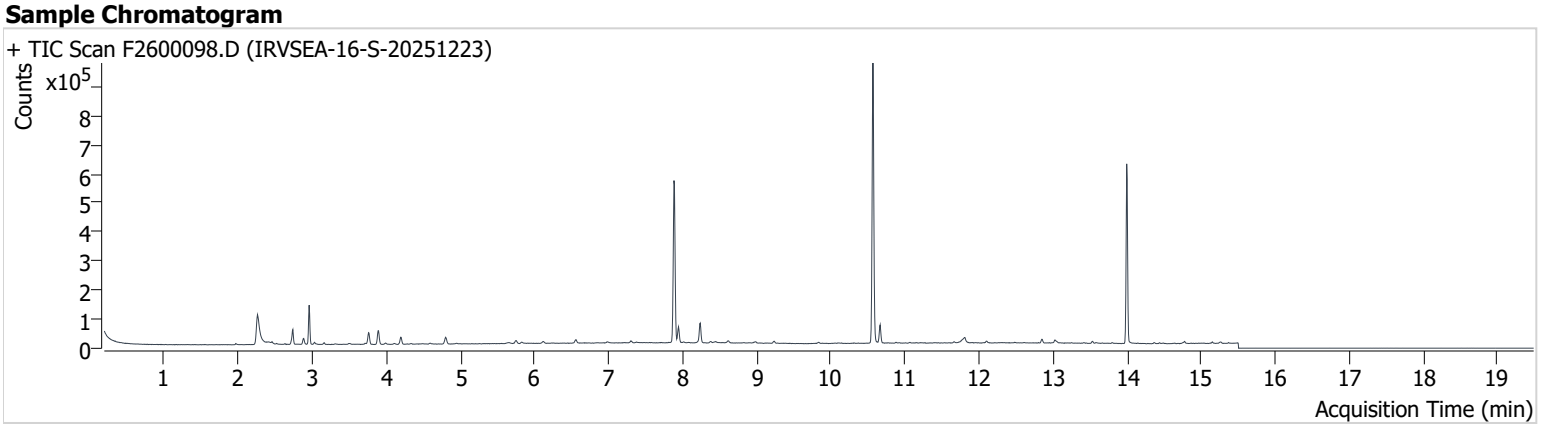

Name	ISTD	RT	ICAL RT	Resp.	Int. Flag
benzene-d6 (IS)		7.883	7.889	548,439	
Benzene	benzene-d6 (IS)	7.945	7.945	47,633	
Toluene-d8 (IS)		10.569	10.569	607,095	
Toluene	Toluene-d8 (IS)	10.667	10.667	42,290	
Ethylbenzene	Toluene-d8 (IS)	12.851	12.851	9,050	
m-/p-Xylenes	Toluene-d8 (IS)	13.028	13.028	8,081	
o-Xylene	Toluene-d8 (IS)	13.530	13.530	3,691	

benzene-d6 (IS)

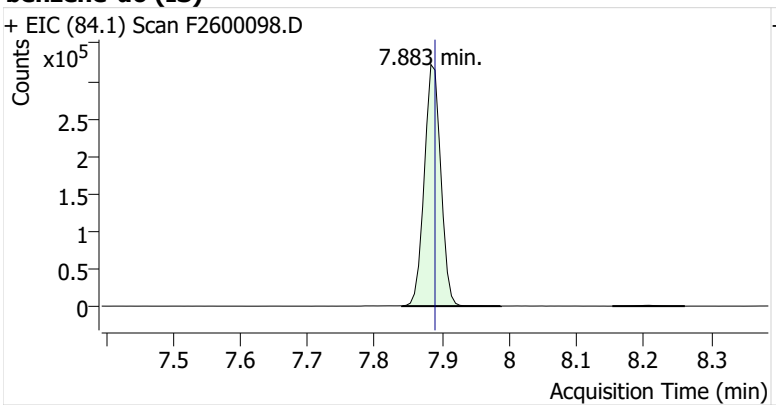

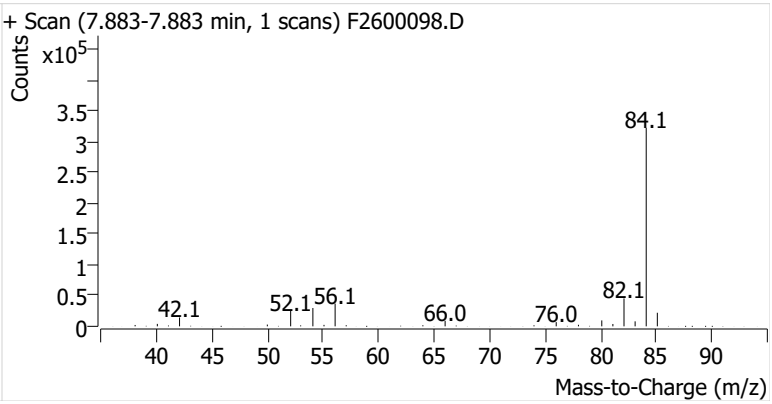

Benzene

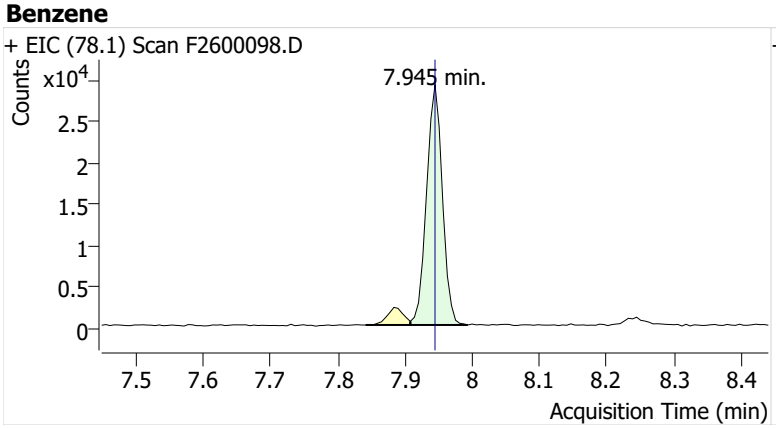

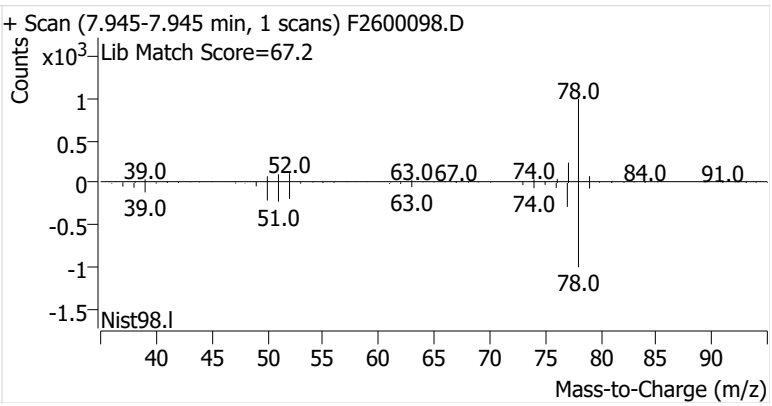

Toluene-d8 (IS)

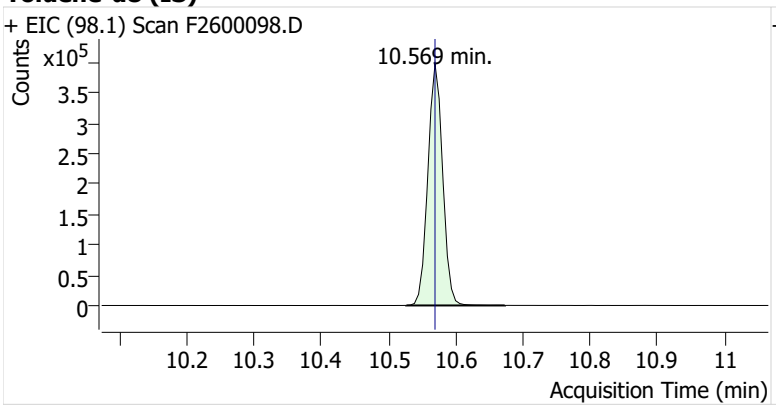

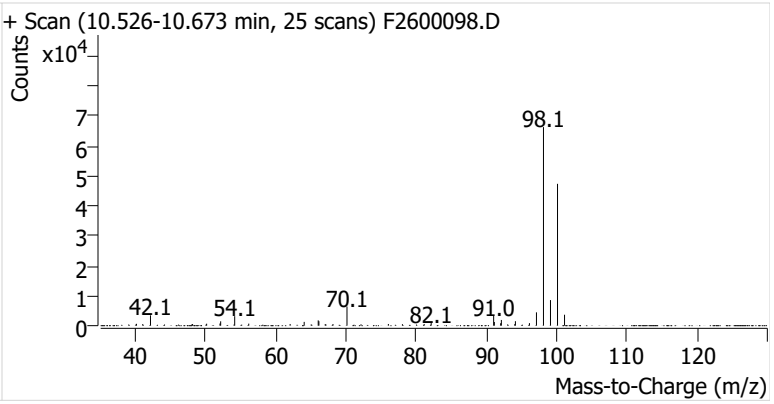

Toluene

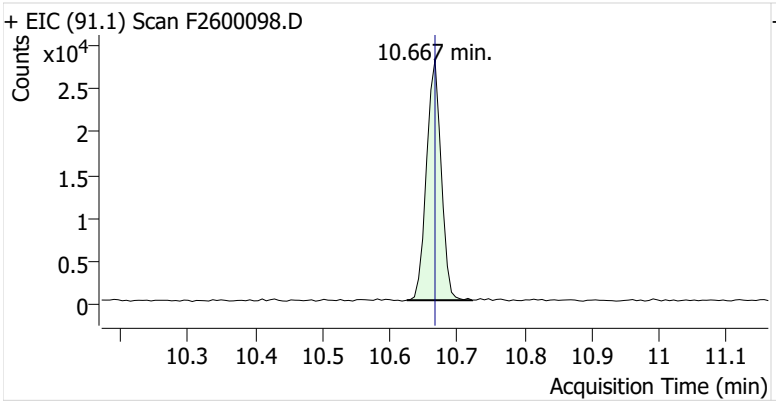

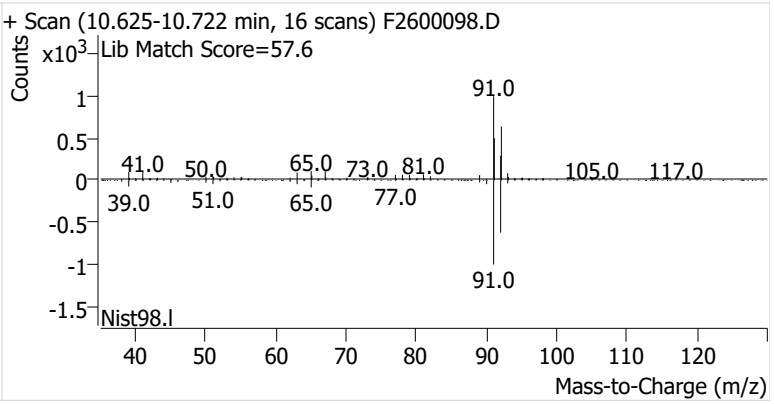

Ethylbenzene

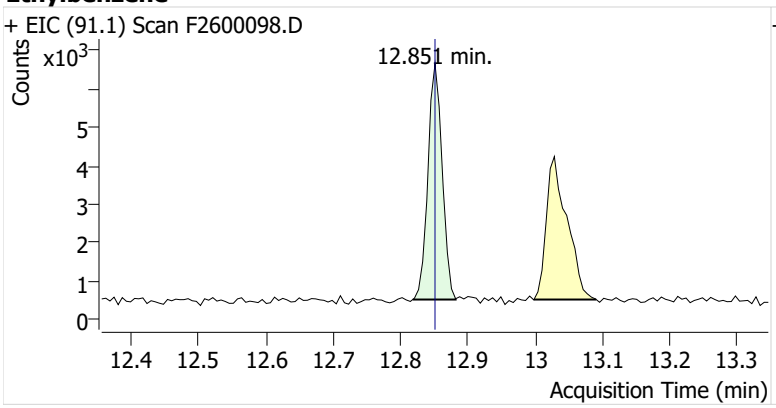

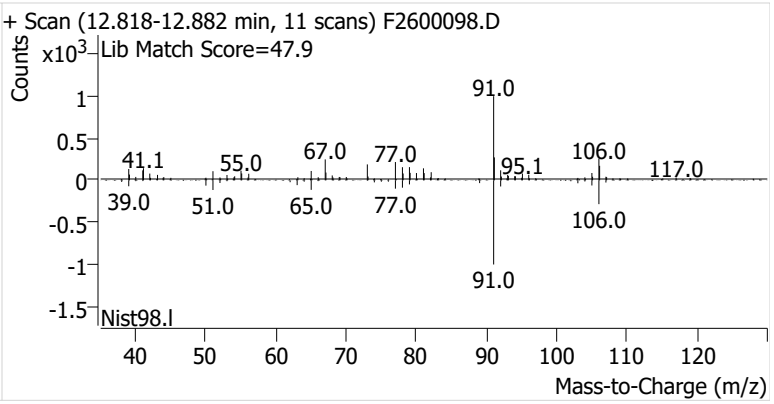

m-/p-Xylenes

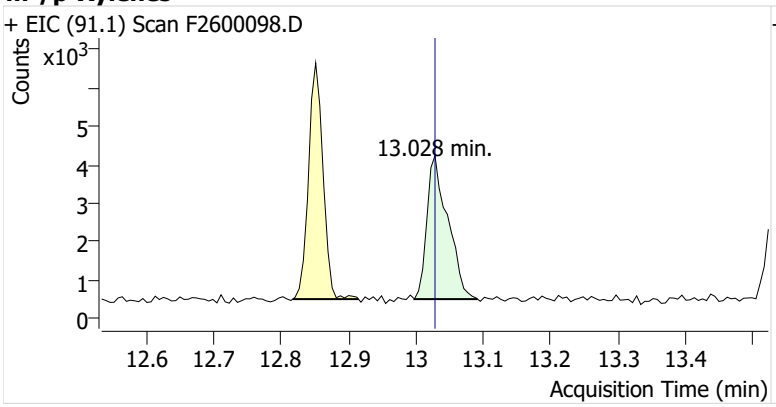

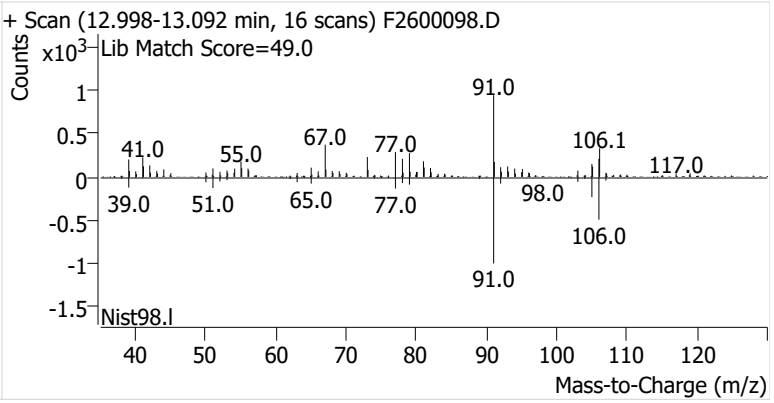

o-Xylene

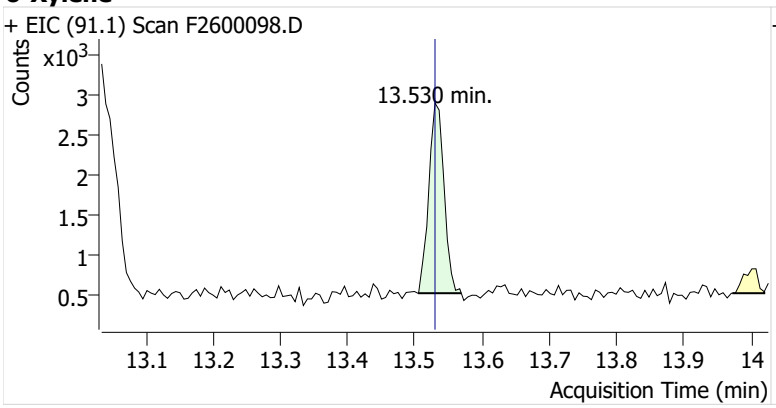
+ EIC (91.1) Scan F2600098.D
Counts
x10^3
13.530 min.
Acquisition Time (min)

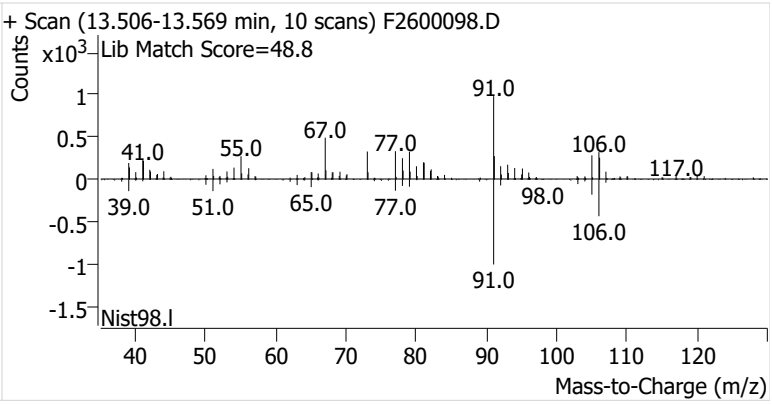
+ Scan (13.506-13.569 min, 10 scans) F2600098.D
Lib Match Score=48.8
Counts
x10^3
Nist98.l
Mass-to-Charge (m/z)

Name	IRVSEA-17-S-20251223
Comment	C40526
Data File	F2600099.D
Acq. Date-Time	1/9/2026 12:31:05 AM
Acq. Method File	M325B-MTD
Tube Sorbent	Carbopack X
Analyze Quant Version	12.1
Report Quant Version	12.1

Sample Chromatogram

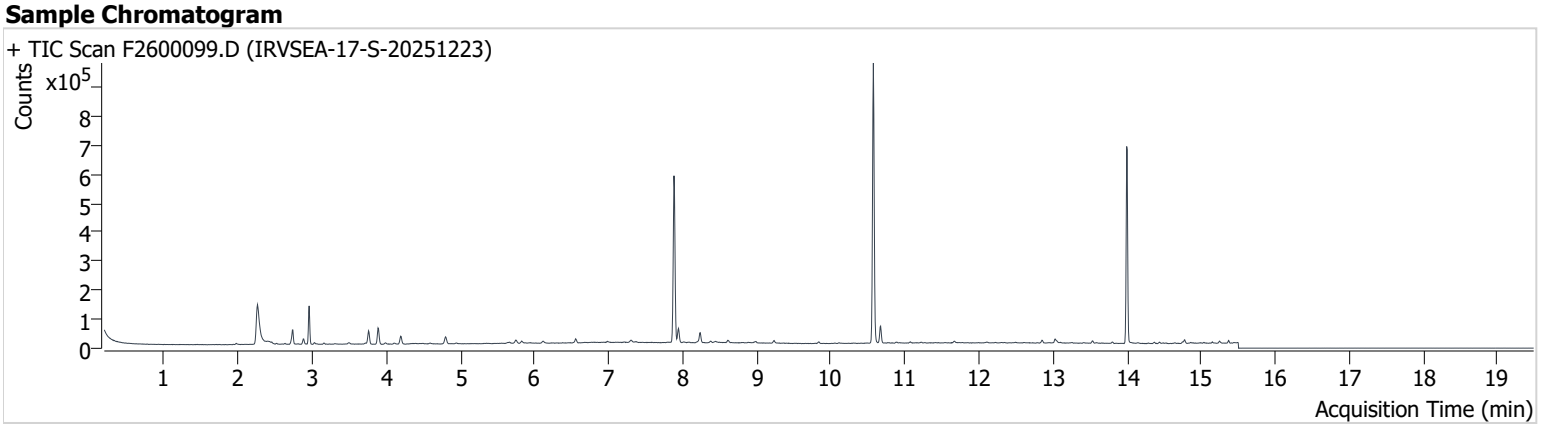

Name	ISTD	RT	ICAL RT	Resp.	Int. Flag
benzene-d6 (IS)		7.883	7.889	552,401	
Benzene	benzene-d6 (IS)	7.944	7.945	43,849	
Toluene-d8 (IS)		10.575	10.569	610,779	
Toluene	Toluene-d8 (IS)	10.673	10.667	40,305	
Ethylbenzene	Toluene-d8 (IS)	12.851	12.851	6,620	
m-/p-Xylenes	Toluene-d8 (IS)	13.028	13.028	10,258	
o-Xylene	Toluene-d8 (IS)	13.530	13.530	4,681	

benzene-d6 (IS)

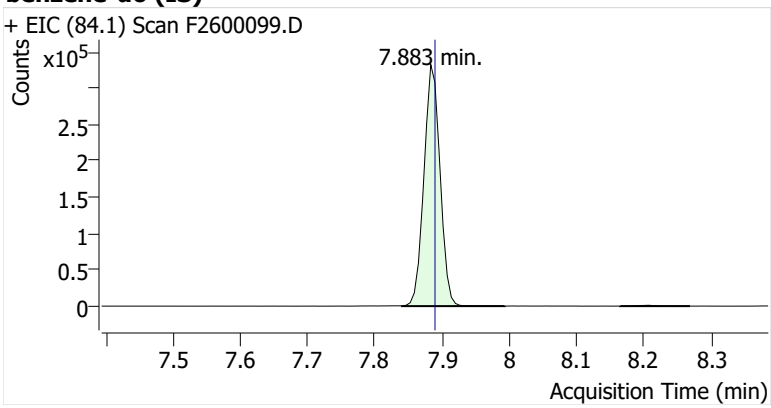

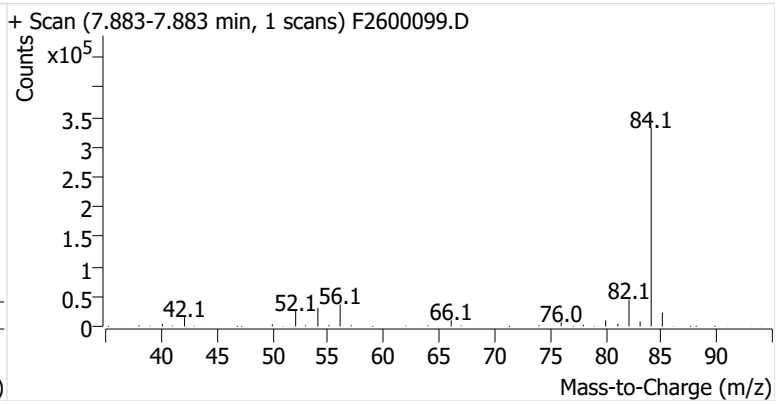

Benzene

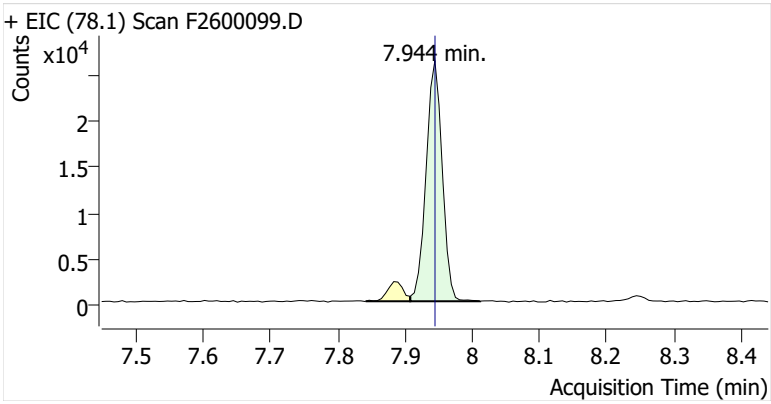

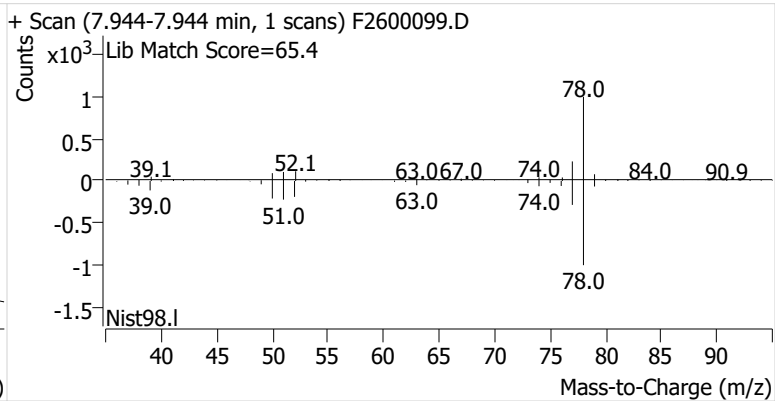

Toluene-d8 (IS)

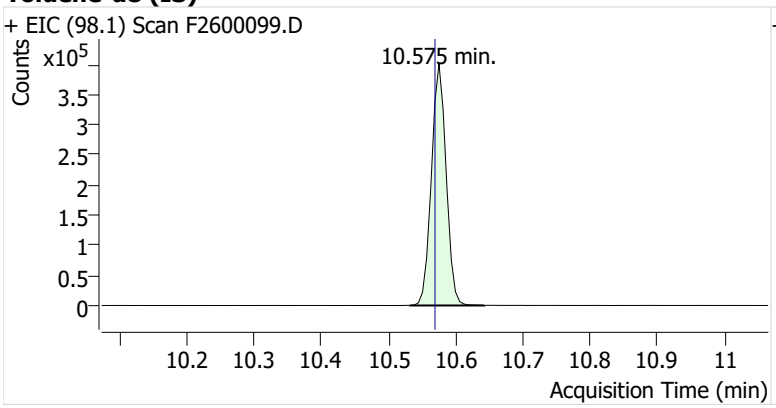

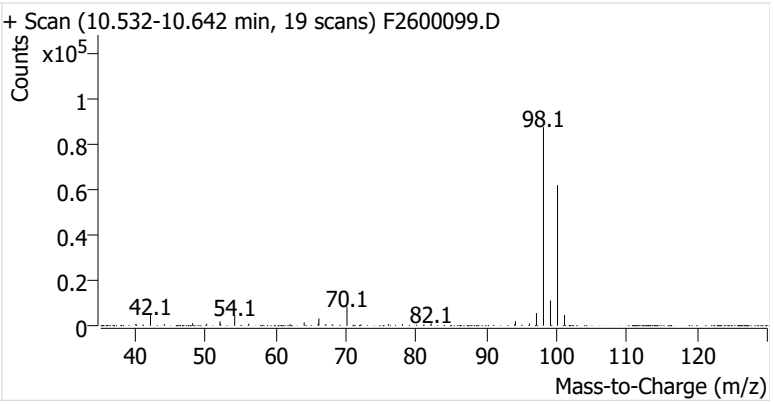

Toluene

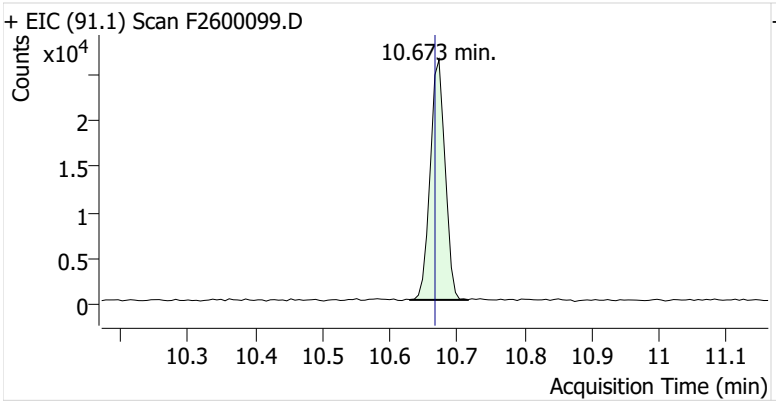

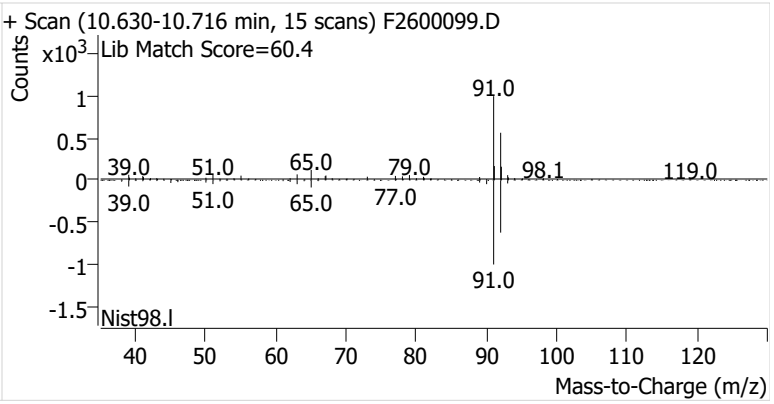

Ethylbenzene

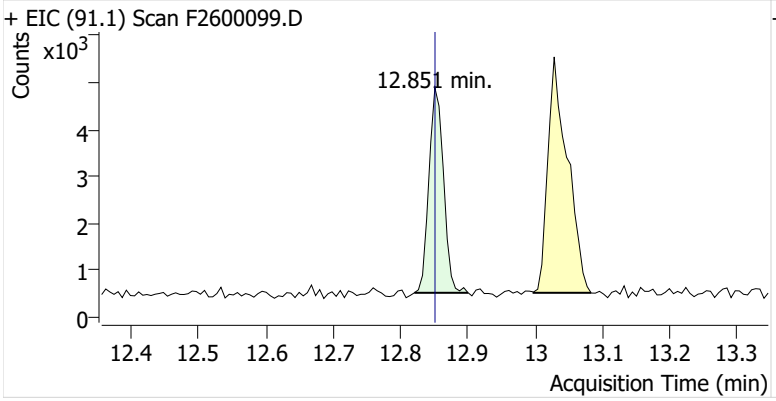

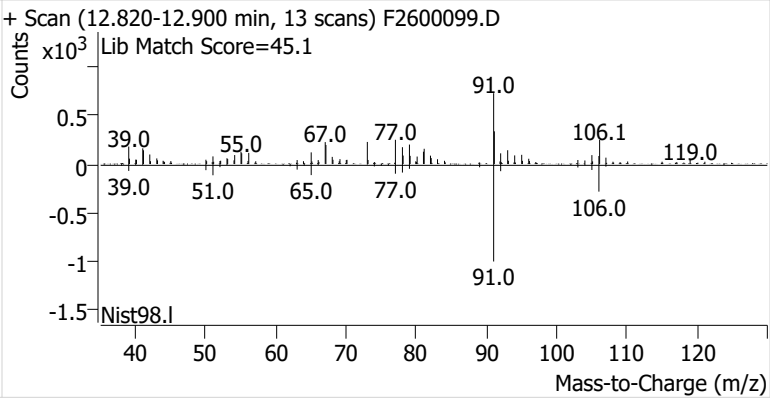

m-/p-Xylenes

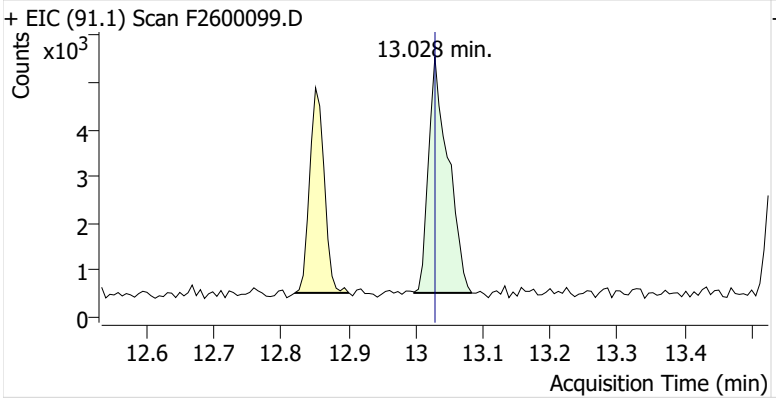

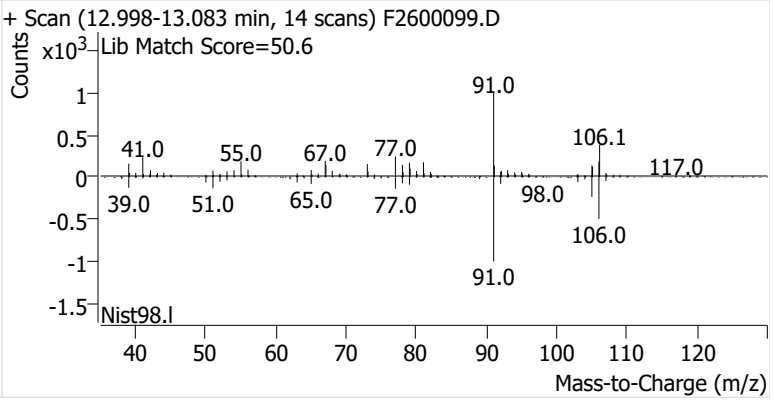

o-Xylene

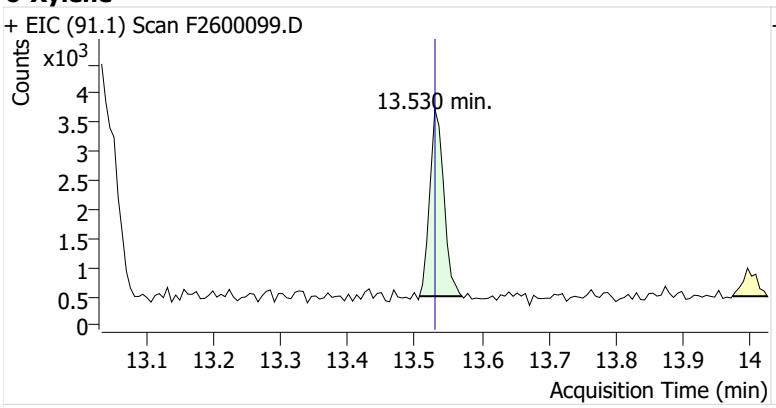
+ EIC (91.1) Scan F2600099.D
Counts
x10^3
13.530 min.
Acquisition Time (min)

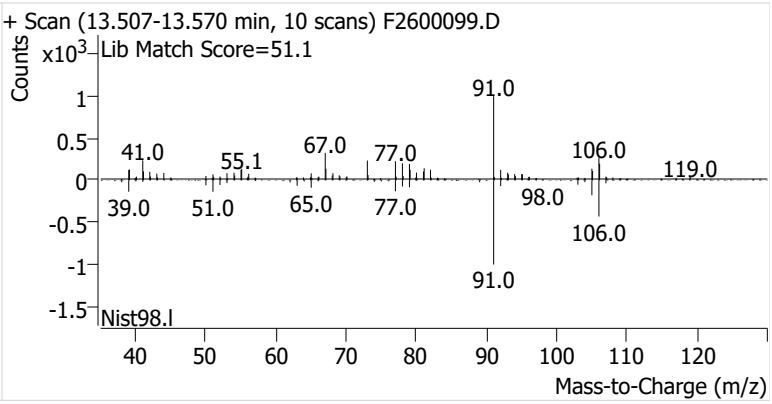
+ Scan (13.507-13.570 min, 10 scans) F2600099.D
Lib Match Score=51.1
Counts
x10^3
Nist98.l
Mass-to-Charge (m/z)

Initial Calibration

Enthalpy Analytical

Company: Montrose Air Quality Services, LLC - New Jersey
Job No.: 2026GG101-1 EPA Method 325B Analysis
Client No.: PROJ-050105 Site: Irving Oil - Searsport

Calibration Curves

Method	Compound	Level	Cal File	Amount (ng)	Area	ISTD Amt (ng)	ISTD Area	RRF	Dev
F121725A_CC185154	Benzene	1	F2508171.D	5.96	52606	56.3	529201	0.939	0.039
F121725A_CC185154	Benzene	2	F2508172.D	11.93	90306	56.3	525740	0.811	-0.1
F121725A_CC185154	Benzene	3	F2508173.D	23.85	205594	56.3	535697	0.906	0.0032
F121725A_CC185154	Benzene	4	F2508174.D	47.70	403557	56.3	539152	0.884	-0.022
F121725A_CC185154	Benzene	5	F2508175.D	119.26	1061108	56.3	547207	0.916	0.014
F121725A_CC185154	Benzene	6	F2508176.D	238.51	2220768	56.3	544872	0.963	0.065
F121725A_CC185154	Benzene	7	F2508177.D	715.53	6456657	56.3	561348	0.906	0.0022
						Avg:	540460	0.904	
						%RSD:	2.2%	5.3%	
F121725A_CC185154	Toluene	1	F2508171.D	5.24	53241	66.1	606147	1.108	0.016
F121725A_CC185154	Toluene	2	F2508172.D	10.47	110436	66.1	616680	1.130	0.035
F121725A_CC185154	Toluene	3	F2508173.D	20.95	215705	66.1	622459	1.093	0.0017
F121725A_CC185154	Toluene	4	F2508174.D	41.90	427518	66.1	627442	1.074	-0.015
F121725A_CC185154	Toluene	5	F2508175.D	104.74	1078346	66.1	633720	1.073	-0.016
F121725A_CC185154	Toluene	6	F2508176.D	209.48	2208644	66.1	634907	1.097	0.0055
F121725A_CC185154	Toluene	7	F2508177.D	628.45	6371104	66.1	630656	1.062	-0.027
						Avg:	624573	1.091	
						%RSD:	1.7%	2.1%	
F121725A_CC185154	Ethylbenzene	1	F2508171.D	5.44	52701	66.1	606147	1.055	-0.083
F121725A_CC185154	Ethylbenzene	2	F2508172.D	10.89	103364	66.1	616680	1.017	-0.12
F121725A_CC185154	Ethylbenzene	3	F2508173.D	21.77	249010	66.1	622459	1.214	0.055
F121725A_CC185154	Ethylbenzene	4	F2508174.D	43.54	510214	66.1	627442	1.234	0.073
F121725A_CC185154	Ethylbenzene	5	F2508175.D	108.86	1213007	66.1	633720	1.162	0.0099
F121725A_CC185154	Ethylbenzene	6	F2508176.D	217.72	2518155	66.1	634907	1.204	0.046
F121725A_CC185154	Ethylbenzene	7	F2508177.D	653.16	7272682	66.1	630656	1.166	0.014
						Avg:	624573	1.150	
						%RSD:	1.7%	7.2%	
F121725A_CC185154	m-/p-Xylenes	1	F2508171.D	6.10	45227	66.1	606147	0.808	-0.14
F121725A_CC185154	m-/p-Xylenes	2	F2508172.D	12.20	93766	66.1	616680	0.823	-0.12
F121725A_CC185154	m-/p-Xylenes	3	F2508173.D	24.40	229774	66.1	622459	0.999	0.064
F121725A_CC185154	m-/p-Xylenes	4	F2508174.D	48.80	467094	66.1	627442	1.008	0.072
F121725A_CC185154	m-/p-Xylenes	5	F2508175.D	122.00	1082720	66.1	633720	0.925	-0.015
F121725A_CC185154	m-/p-Xylenes	6	F2508176.D	244.00	2328036	66.1	634907	0.993	0.056
F121725A_CC185154	m-/p-Xylenes	7	F2508177.D	732.01	7137741	66.1	630656	1.021	0.087
						Avg:	624573	0.940	
						%RSD:	1.7%	9.6%	
F121725A_CC185154	o-Xylene	1	F2508171.D	5.67	42268	66.1	606147	0.812	-0.14
F121725A_CC185154	o-Xylene	2	F2508172.D	11.35	85951	66.1	616680	0.812	-0.14
F121725A_CC185154	o-Xylene	3	F2508173.D	22.69	217910	66.1	622459	1.019	0.08

Enthalpy Analytical

Company: Montrose Air Quality Services, LLC - New Jersey
Job No.: 2026GG101-1 EPA Method 325B Analysis
Client No.: PROJ-050105 Site: Irving Oil - Searsport

Calibration Curves

Method	Compound	Level	Cal File	Amount (ng)	Area	ISTD Amt (ng)	ISTD Area	RRF	Dev
F121725A_CC185154	o-Xylene	4	F2508174.D	45.38	446025	66.1	627442	1.035	0.097
F121725A_CC185154	o-Xylene	5	F2508175.D	113.46	1032192	66.1	633720	0.948	0.0051
F121725A_CC185154	o-Xylene	6	F2508176.D	226.92	2179717	66.1	634907	1.000	0.059
F121725A_CC185154	o-Xylene	7	F2508177.D	680.75	6366952	66.1	630656	0.980	0.038
						Avg:	624573	0.944	
						%RSD:	1.7%	10.0%	

Calibration Curves

Method	Compound	Level	Cal File	Amount (ng)	Area	ISTD Amt (ng)	ISTD Area	RRF	Dev
F121725A_CC185154	Benzene	ICV	F2508178.D	443.46	3919944	56.3	563465	0.884	-2.2%
F121725A_CC185154	Toluene	ICV	F2508178.D	454.10	4554523	66.1	629158	1.053	-3.5%
F121725A_CC185154	Ethylbenzene	ICV	F2508178.D	448.99	4890504	66.1	629158	1.144	-0.6%
F121725A_CC185154	m-/p-Xylenes	ICV	F2508178.D	455.97	3870637	66.1	629158	0.891	-5.1%
F121725A_CC185154	o-Xylene	ICV	F2508178.D	456.85	3921714	66.1	629158	0.901	-4.5%

M325B PDF Report ver.20260107

Sample Custody

ENTHALPY ANALYTICAL

2026GG101

EPA Method 325 A/B Field Test Data Sheet and Chain of Custody Record

Page # 1 of # 1

☐ Standard Turn Around Time (10 business days)
☐ Rush Turn Around Time
• All TATs Subject to Approval by Enthalpy Analytical, Inc.
• Unless otherwise specified, sample tubes will be conditioned for re-use 3 business days after submission of results

Site Name:	Irving Searsport Terminal	**Client Name:**	Montrose Air Quality Services, LLC	**PO#:**	
Site Address:	52 Station Ave.	**Project Number:**	PROJ-050105	**Sample Event #**	
City:	Searsport	**Project Manager:**	Sabarish Selvarajan	**Sorbent:**	Carbopak-X
State	Maine	**Email Address:**	sabarishselvarajan@montrose-env.com		
Zip:	04401	**Telephone #:**	973-722-7895		

Location	Sample ID (Tube ID)	Sample, Blank or Duplicate	Start Date	Start Time	Stop Date	Stop Time	Deployed/ Collected by	Ave. Pressure (inHg)	Avg. Ambient Temp. (°F)
1	C01688	S	12/23/25	10:27 AM	1/6/26	10:13 AM	SS/SS		
2	C36987	S	12/23/25	10:29 AM	1/6/26	10:16 AM	SS/SS		
2	C43595	D	12/23/25	10:29 AM	1/6/26	10:16 AM	SS/SS		
2	B32880	B	12/23/25	10:29 AM	1/6/26	10:16 AM	SS/SS		
3	C53680	S	12/23/25	10:34 AM	1/6/26	10:18 AM	SS/SS		
4	① C70152	S	12/23/25	10:35 AM	1/6/26	10:20 AM	SS/SS		
5	C20560	S	12/23/25	10:37 AM	1/6/26	10:24 AM	SS/SS		
6	C70013	S	12/23/25	10:40 AM	1/6/26	10:31 AM	SS/SS		
7	B37598	S	12/23/25	10:42 AM	1/6/26	10:39 AM	SS/SS		
8	C71595	S	12/23/25	10:45 AM	1/6/26	10:43 AM	SS/SS		
8	C53727	D	12/23/25	10:45 AM	1/6/26	10:43 AM	SS/SS		
8	C57097	B	12/23/25	10:45 AM	1/6/26	10:43 AM	SS/SS		
9	B52887	S	12/23/25	10:51 AM	1/6/26	10:48 AM	SS/SS		
10	C57588	S	12/23/25	10:05 AM	1/6/26	10:50 AM	SS/SS		
11	C01655	S	12/23/25	10:55 AM	1/6/26	10:53 AM	SS/SS		
12	B50901	S	12/23/25	11:02 AM	1/6/26	10:58 AM	SS/SS		
13	C20578	S	12/23/25	11:04 AM	1/6/26	11:02 AM	SS/SS		
14	C68609	S	12/23/25	11:07 AM	1/6/26	11:05 AM	SS/SS		
15	B49557	S	12/23/25	11:18 AM	1/6/26	11:29 AM	SS/SS		
16	B46151	S	12/23/25	11:20 AM	1/6/26	11:32 AM	SS/SS		
17	C40526	S	12/23/25	11:23 AM	1/6/26	11:36 AM	SS/SS		

Relinquished By (printed):	Relinquished By (signature):	Relinquished Date:	Relinquished Time:
Sabarish Selvarajan	SS	1/6/2026	17:00
Recieved By (printed):	**Recieved By (signature):**	**Receipt Date:**	**Receipt Time:**
Ev Mauger		1/7/26	10:00 AM

Sample Condition Upon Receipt:	Compound List:	Custody Seal intact? Y/N:	Delivery tracking #
good		Y	
Ice Temp: / **Blank Temp:** 19.5 / Fluke 3		Add Custody Seal # below: 25D06780	

Comments:
① outside of tube was wet. EAM 1/7/26

Cap was removed from spare tube. It was returned in this batch without the cap because one of the caps fell out in the snow and field technician was not able to find it. So they used the cap from the spare tube instead.

This Is The Last Page Of This Report.

Irving Oil – Searsport

52 Station Ave
Searsport, ME 04974

Sampling Event 35 Irving Oil - Searsport

Client Project# PROJ-050105
Samples Received: 1/21/2026

Analytical Report
2026GG102

EPA Method 325B Analysis

Report Issue Date: 1/29/2026

I certify that to the best of my knowledge all analytical data presented in this report have been checked for completeness, accuracy, errors and legibility in addition to having been conducted in accordance with approved protocol, and that all deviations and analytical problems are summarized in the appropriate narrative(s). This report shall not be reproduced except in full without approval of the laboratory. This will provide assurance that parts of the report are not taken out of context.

Amendment(s):

Signature: Isabel C Obando

QA Review by Isabel Obando Marrero, Data Reviewer

ENTHALPY ANALYTICAL

Matt Cavanaugh
Matthew.Cavanaugh@enthalpy.com / www.enthalpy.com
O: (919) 850-4392
Enthalpy Analytical
800 Capitola Drive Suite 1 Durham, NC 27713

Table of Contents

Case Narrative . . . 3
Results . . . 6
    Summary of Results . . . 7
    Detailed Results . . . 8
QC Data . . . 12
Chromatograms . . . 15
Initial Calibration . . . 82
Sample Custody . . . 85
    Chain of Custody . . . 86

Narrative Summary

Enthalpy Analytical Narrative Summary

Company	Montrose Air Quality Services, LLC - New Jersey
Job No.	2026GG102-1
Client ID.	PROJ-050105 Site: Irving Oil - Searsport

1. Custody

The samples were received at Enthalpy Analytical on January 21, 2026 at 5.7 °C. The samples were received in good condition. Prior to, during, and after analysis, the samples were kept under lock with access only to authorized personnel by Enthalpy Analytical, LLC

Table 1 - Sample Inventory

Sample ID	Tube ID	Sample Type
IRVSEA-1-S-20260106	C01363	Sample
IRVSEA-2-S-20260106	C40695	Sample
IRVSEA-2-D-20260106	C71580	Duplicate
IRVSEA-2-B-20260106	C00792	Blank
IRVSEA-3-S-20260106	B46813	Sample
IRVSEA-4-S-20260106	C39252	Sample
IRVSEA-5-S-20260106	C31347	Sample
IRVSEA-6-S-20260106	C43913	Sample
IRVSEA-7-S-20260106	B49604	Sample
IRVSEA-8-S-20260106	C71725	Sample
IRVSEA-8-D-20260106	C71717	Duplicate
IRVSEA-8-B-20260106	B46936	Blank
IRVSEA-9-S-20260106	B48036	Sample
IRVSEA-10-S-20260106	C60293	Sample
IRVSEA-11-S-20260106	C33514	Sample
IRVSEA-12-S-20260106	C57675	Sample
IRVSEA-13-S-20260106	C69526	Sample
IRVSEA-14-S-20260106	B46189	Sample
IRVSEA-15-S-20260106	C00727	Sample
IRVSEA-16-S-20260106	C36914	Sample
IRVSEA-17-S-20260106	C71618	Sample

2. Analysis

The samples were analyzed for Benzene, Toluene, Ethylbenzene, m-/p-Xylenes, and o-Xylene using EPA Method 325B – Volatile Organic Compounds from Fugitive and Area Sources by Thermal Desorption and GC/MS. A copy of the acquisition method M325B-MTD is not included in this report but may be available upon request.

The sample tube media used for this sampling period was CarbopackX. All calibration standards and laboratory QC were prepared using the same media.

Enthalpy Analytical Narrative Summary

Company	Montrose Air Quality Services, LLC - New Jersey
Job No.	2026GG102-1
Client ID.	PROJ-050105 Site: Irving Oil - Searsport

3. Calibration

All BFB tune criteria have been met for this analysis.

The initial calibration (F121725A_CC185154) met all 30% RSD criteria. The initial calibration verification met ±30% recovery criteria. The continuing calibration verifications met 30% difference criteria. The initial and continuing calibration raw data are not included in this report but are available upon request.

4. QC Notes

All quality control criteria required by the method and/or the laboratory SOP have been met unless noted otherwise below.

5. Reporting Notes

All tubes used for this sampling period met the method criteria for number of uses; no tube exceeded 50 field uses.

As specified in EPA Method 325B, the response factor of the daily continuing calibration standard was used to quantitate all field samples and blanks.

All samples were reported as amount in ng catch, and concentration in ug/m³ and ppbv.

The results presented in this report are representative of the samples as provided to the laboratory. These analyses met the requirements of the TNI Standard. Any deviations from the requirements of the reference method or TNI Standard have been stated above.

Enthalpy Analytical, located at 800 Capitola Drive, Suite 1, Durham NC, 27713 is accredited by the Louisiana Department of Environmental Quality (LDEQ) for EPA Method 325B for all analytes included in this report under **Certificate Number 04010**.

Results

Enthalpy Analytical

Company: Montrose Air Quality Services, LLC - New Jersey
Job No.: 2026GG102-1 EPA Method 325B Analysis
Client No.: PROJ-050105 Site: Irving Oil - Searsport

Summary

Sample Code	Tube ID	Benzene		Toluene		Ethylbenzene		m-/p-Xylenes		o-Xylene	
		(ug/m³)	Flag	(ug/m³)	Flag	(ug/m³)	Flag	(ug/m³)	Flag	(ug/m³)	Flag
IRVSEA-1-S-20260106	C01363	0.616		0.736		0.281	ND	0.281	ND	0.281	ND
IRVSEA-2-S-20260106	C40695	0.623		0.943		0.281	ND	0.290	J	0.281	ND
IRVSEA-2-D-20260106	C71580	0.676		0.945		0.281	ND	0.311	J	0.281	ND
IRVSEA-2-B-20260106	C00792	0.193	ND	0.249	ND	0.281	ND	0.281	ND	0.281	ND
IRVSEA-3-S-20260106	B46813	0.767		1.75		0.281	ND	0.646	J	0.281	ND
IRVSEA-4-S-20260106	C39252	1.14		3.33		0.498	J	1.49		0.562	J
IRVSEA-5-S-20260106	C31347	0.864		2.23		0.373	J	0.893		0.346	J
IRVSEA-6-S-20260106	C43913	0.871		2.98		0.451	J	1.50		0.589	J
IRVSEA-7-S-20260106	B49604	1.24		5.59		1.01		3.03		1.17	
IRVSEA-8-S-20260106	C71725	1.85		9.40		1.48		5.15		2.02	
IRVSEA-8-D-20260106	C71717	1.83		9.40		1.49		5.19		2.03	
IRVSEA-8-B-20260106	B46936	0.193	ND	0.249	ND	0.282	ND	0.282	ND	0.282	ND
IRVSEA-9-S-20260106	B48036	1.40		5.10		0.701		1.94		0.776	
IRVSEA-10-S-20260106	C60293	1.88		8.45		1.11		3.75		1.45	
IRVSEA-11-S-20260106	C33514	0.856		2.53		0.393	J	1.10		0.432	J
IRVSEA-12-S-20260106	C57675	0.880		2.77		0.383	J	1.29		0.495	J
IRVSEA-13-S-20260106	C69526	0.671		1.41		0.282	ND	0.640	J	0.282	ND
IRVSEA-14-S-20260106	B46189	0.643		1.17		0.282	ND	0.419	J	0.282	ND
IRVSEA-15-S-20260106	C00727	0.552		0.551		0.282	ND	0.282	ND	0.282	ND
IRVSEA-16-S-20260106	C36914	0.481		0.522		0.282	ND	0.282	ND	0.282	ND
IRVSEA-17-S-20260106	C71618	0.573		0.548		0.282	ND	0.282	ND	0.282	ND

J: Estimated Value - The analyte was detected between the Method Detection Limit and Reporting Limit
ND: The analyte was not present above the Method Detection Limit

Enthalpy Analytical

Company: Montrose Air Quality Services, LLC - New Jersey
Job No.: 2026GG102-1 EPA Method 325B Analysis
Client No.: PROJ-050105 Site: Irving Oil - Searsport

Benzene

Sample Code	Tube ID	Conc (ug/m³)	Conc (ppbv)	Calc Amt (ng)	Temp (°F)	Uptake Rate (mL/min	Sample Time (min)	LOD (ug/m³)	LOQ (ug/m³)	LOD (ppbv)	LOQ (ppbv)	Flags	Data File	Inj DateTime	CCV RRF	Ret Time (min)	Target Area	ISTD Area	ISTD Amt	ISTD RT	ISTD Change
IRVSEA-1-S-20260106	C01363	0.616	0.193	7.97	28.7	0.639	20243	0.193	0.461	0.0605	0.144		F2600453.D	2026-01-21 15:19	0.947	7.938	57185	426608	56.3	7.883	-2.8%
IRVSEA-2-S-20260106	C40695	0.623	0.195	8.06	28.7	0.639	20242	0.193	0.461	0.0605	0.144		F2600454.D	2026-01-21 15:44	0.947	7.938	57577	424652	56.3	7.883	-3.3%
IRVSEA-2-D-20260106	C71580	0.676	0.212	8.74	28.7	0.639	20242	0.193	0.461	0.0605	0.144		F2600455.D	2026-01-21 16:09	0.947	7.939	63620	432884	56.3	7.883	-1.4%
IRVSEA-2-B-20260106	C00792	0.193	0.0605		28.7	0.639	20242	0.193	0.461	0.0605	0.144	ND	F2600452.D	2026-01-21 14:53	0.947	7.938	4713	423993	56.3	7.883	-3.4%
IRVSEA-3-S-20260106	B46813	0.767	0.240	9.93	28.7	0.639	20244	0.193	0.461	0.0605	0.144		F2600456.D	2026-01-21 16:35	0.947	7.938	72575	434736	56.3	7.883	-1.0%
IRVSEA-4-S-20260106	C39252	1.14	0.358	14.8	28.7	0.639	20243	0.193	0.461	0.0605	0.144		F2600457.D	2026-01-21 17:00	0.947	7.938	108944	437678	56.3	7.883	-0.3%
IRVSEA-5-S-20260106	C31347	0.864	0.271	11.2	28.7	0.639	20240	0.193	0.461	0.0605	0.144		F2600458.D	2026-01-21 17:26	0.947	7.938	81879	435511	56.3	7.883	-0.8%
IRVSEA-6-S-20260106	C43913	0.871	0.273	11.3	28.7	0.639	20238	0.193	0.461	0.0605	0.144		F2600459.D	2026-01-21 17:52	0.947	7.938	84478	446141	56.3	7.883	1.6%
IRVSEA-7-S-20260106	B49604	1.24	0.390	16.1	28.7	0.639	20234	0.193	0.461	0.0605	0.144		F2600460.D	2026-01-21 18:17	0.947	7.945	120863	446567	56.3	7.883	1.7%
IRVSEA-8-S-20260106	C71725	1.85	0.579	23.9	28.7	0.639	20232	0.193	0.461	0.0606	0.144		F2600461.D	2026-01-21 18:43	0.947	7.945	180588	449152	56.3	7.883	2.3%
IRVSEA-8-D-20260106	C71717	1.83	0.573	23.7	28.7	0.639	20232	0.193	0.461	0.0606	0.144		F2600462.D	2026-01-21 19:08	0.947	7.944	177273	445567	56.3	7.883	1.5%
IRVSEA-8-B-20260106	B46936	0.193	0.0606		28.7	0.639	20232	0.193	0.461	0.0606	0.144	ND	F2600463.D	2026-01-21 19:34	0.947	7.939	8011	446452	56.3	7.883	1.7%
IRVSEA-9-S-20260106	B48036	1.40	0.438	18.1	28.7	0.639	20232	0.193	0.461	0.0606	0.144		F2600465.D	2026-01-21 20:24	0.947	7.944	135074	444138	56.3	7.883	1.2%
IRVSEA-10-S-20260106	C60293	1.88	0.588	24.3	28.7	0.639	20232	0.193	0.461	0.0606	0.144		F2600466.D	2026-01-21 20:49	0.947	7.944	182181	446381	56.3	7.883	1.7%
IRVSEA-11-S-20260106	C33514	0.856	0.268	11.1	28.8	0.639	20231	0.193	0.461	0.0606	0.144		F2600467.D	2026-01-21 21:14	0.947	7.938	83851	450408	56.3	7.883	2.6%
IRVSEA-12-S-20260106	C57675	0.880	0.276	11.4	28.8	0.639	20233	0.193	0.461	0.0605	0.144		F2600468.D	2026-01-21 21:40	0.947	7.939	85639	447657	56.3	7.883	2.0%
IRVSEA-13-S-20260106	C69526	0.671	0.210	8.67	28.8	0.639	20232	0.193	0.461	0.0606	0.144		F2600469.D	2026-01-21 22:06	0.947	7.944	64461	441945	56.3	7.883	0.7%
IRVSEA-14-S-20260106	B46189	0.643	0.201	8.31	28.8	0.639	20232	0.193	0.461	0.0606	0.144		F2600470.D	2026-01-21 22:31	0.947	7.938	62361	446115	56.3	7.883	1.6%
IRVSEA-15-S-20260106	C00727	0.552	0.173	7.13	28.8	0.639	20223	0.193	0.461	0.0606	0.144		F2600471.D	2026-01-21 22:57	0.947	7.938	53590	446965	56.3	7.883	1.8%
IRVSEA-16-S-20260106	C36914	0.481	0.151	6.21	28.8	0.639	20222	0.193	0.461	0.0606	0.144		F2600472.D	2026-01-21 23:22	0.947	7.944	46225	442398	56.3	7.883	0.8%
IRVSEA-17-S-20260106	C71618	0.573	0.179	7.41	28.8	0.639	20220	0.193	0.461	0.0606	0.145		F2600473.D	2026-01-21 23:48	0.947	7.938	54842	440399	56.3	7.883	0.3%

Toluene

Sample Code	Tube ID	Conc (ug/m³)	Conc (ppbv)	Calc Amt (ng)	Temp (°F)	Uptake Rate (mL/min	Sample Time (min)	LOD (ug/m³)	LOQ (ug/m³)	LOD (ppbv)	LOQ (ppbv)	Flags	Data File	Inj DateTime	CCV RRF	Ret Time (min)	Target Area	ISTD Area	ISTD Amt	ISTD RT	ISTD Change
IRVSEA-1-S-20260106	C01363	0.736	0.195	7.39	28.7	0.496	20243	0.249	0.522	0.0661	0.138		F2600453.D	2026-01-21 15:19	1.098	10.661	56289	458554	66.1	10.563	-3.6%
IRVSEA-2-S-20260106	C40695	0.943	0.250	9.47	28.7	0.496	20242	0.249	0.522	0.0661	0.138		F2600454.D	2026-01-21 15:44	1.098	10.661	72043	457890	66.1	10.569	-3.8%
IRVSEA-2-D-20260106	C71580	0.945	0.251	9.49	28.7	0.496	20242	0.249	0.522	0.0661	0.138		F2600455.D	2026-01-21 16:09	1.098	10.661	73919	468812	66.1	10.569	-1.5%
IRVSEA-2-B-20260106	C00792	0.249	0.0661		28.7	0.496	20242	0.249	0.522	0.0661	0.138	ND	F2600452.D	2026-01-21 14:53	1.098	10.661	8798	461432	66.1	10.569	-3.0%
IRVSEA-3-S-20260106	B46813	1.75	0.465	17.6	28.7	0.496	20244	0.249	0.521	0.0661	0.138		F2600456.D	2026-01-21 16:35	1.098	10.661	136658	467982	66.1	10.569	-1.7%
IRVSEA-4-S-20260106	C39252	3.33	0.883	33.4	28.7	0.496	20243	0.249	0.522	0.0661	0.138		F2600457.D	2026-01-21 17:00	1.098	10.661	260680	469728	66.1	10.569	-1.3%
IRVSEA-5-S-20260106	C31347	2.23	0.593	22.4	28.7	0.496	20240	0.249	0.522	0.0661	0.139		F2600458.D	2026-01-21 17:26	1.098	10.661	180023	483643	66.1	10.569	1.6%
IRVSEA-6-S-20260106	C43913	2.98	0.792	30.0	28.7	0.496	20238	0.249	0.522	0.0661	0.139		F2600459.D	2026-01-21 17:52	1.098	10.661	237677	477541	66.1	10.563	0.3%
IRVSEA-7-S-20260106	B49604	5.59	1.49	56.2	28.7	0.496	20234	0.249	0.522	0.0661	0.139		F2600460.D	2026-01-21 18:17	1.098	10.661	450383	482792	66.1	10.563	1.5%
IRVSEA-8-S-20260106	C71725	9.40	2.50	94.4	28.7	0.496	20232	0.249	0.522	0.0661	0.139		F2600461.D	2026-01-21 18:43	1.098	10.661	764740	487835	66.1	10.569	2.5%
IRVSEA-8-D-20260106	C71717	9.40	2.50	94.4	28.7	0.496	20232	0.249	0.522	0.0661	0.139		F2600462.D	2026-01-21 19:08	1.098	10.661	766154	488760	66.1	10.569	2.7%
IRVSEA-8-B-20260106	B46936	0.249	0.0661		28.7	0.496	20232	0.249	0.522	0.0661	0.139	ND	F2600463.D	2026-01-21 19:34	1.098	10.667	6028	478162	66.1	10.569	0.5%
IRVSEA-9-S-20260106	B48036	5.10	1.36	51.2	28.7	0.496	20232	0.249	0.522	0.0661	0.139		F2600465.D	2026-01-21 20:24	1.098	10.661	406275	477395	66.1	10.563	0.3%
IRVSEA-10-S-20260106	C60293	8.45	2.24	84.8	28.7	0.496	20232	0.249	0.522	0.0661	0.139		F2600466.D	2026-01-21 20:49	1.098	10.661	684175	485611	66.1	10.563	2.0%
IRVSEA-11-S-20260106	C33514	2.53	0.672	25.4	28.8	0.496	20231	0.249	0.522	0.0661	0.139		F2600467.D	2026-01-21 21:14	1.098	10.661	206005	487968	66.1	10.563	2.5%
IRVSEA-12-S-20260106	C57675	2.77	0.736	27.8	28.8	0.496	20233	0.249	0.522	0.0661	0.139		F2600468.D	2026-01-21 21:40	1.098	10.667	223611	484122	66.1	10.569	1.7%

Enthalpy Analytical

Company: Montrose Air Quality Services, LLC - New Jersey
Job No.: 2026GG102-1 EPA Method 325B Analysis
Client No.: PROJ-050105 Site: Irving Oil - Searsport

Toluene

Sample Code	Tube ID	Conc (ug/m³)	Conc (ppbv)	Calc Amt (ng)	Temp (°F)	Uptake Rate (mL/min	Sample Time (min)	LOD (ug/m³)	LOQ (ug/m³)	LOD (ppbv)	LOQ (ppbv)	Flags	Data File	Inj DateTime	CCV RRF	Ret Time (min)	Target Area	ISTD Area	ISTD Amt	ISTD RT	ISTD Change
IRVSEA-13-S-20260106	C69526	1.41	0.375	14.2	28.8	0.496	20232	0.249	0.522	0.0661	0.139		F2600469.D	2026-01-21 22:06	1.098	10.661	111964	475041	66.1	10.569	-0.2%
IRVSEA-14-S-20260106	B46189	1.17	0.311	11.8	28.8	0.496	20232	0.249	0.522	0.0661	0.139		F2600470.D	2026-01-21 22:31	1.098	10.661	92610	474269	66.1	10.569	-0.3%
IRVSEA-15-S-20260106	C00727	0.551	0.146	5.53	28.8	0.496	20223	0.249	0.522	0.0662	0.139		F2600471.D	2026-01-21 22:57	1.098	10.661	43245	471039	66.1	10.569	-1.0%
IRVSEA-16-S-20260106	C36914	0.522	0.139	5.24	28.8	0.496	20222	0.249	0.522	0.0662	0.139		F2600472.D	2026-01-21 23:22	1.098	10.661	41066	471927	66.1	10.569	-0.8%
IRVSEA-17-S-20260106	C71618	0.548	0.146	5.50	28.8	0.496	20220	0.249	0.522	0.0662	0.139		F2600473.D	2026-01-21 23:48	1.098	10.667	42143	461295	66.1	10.575	-3.1%

Ethylbenzene

Sample Code	Tube ID	Conc (ug/m³)	Conc (ppbv)	Calc Amt (ng)	Temp (°F)	Uptake Rate (mL/min	Sample Time (min)	LOD (ug/m³)	LOQ (ug/m³)	LOD (ppbv)	LOQ (ppbv)	Flags	Data File	Inj DateTime	CCV RRF	Ret Time (min)	Target Area	ISTD Area	ISTD Amt	ISTD RT	ISTD Change
IRVSEA-1-S-20260106	C01363	0.281	0.0649		28.7	0.439	20243	0.281	0.613	0.0649	0.141	ND	F2600453.D	2026-01-21 15:19	1.274	12.845	7956	458554	66.1	10.563	-3.6%
IRVSEA-2-S-20260106	C40695	0.281	0.0649		28.7	0.439	20242	0.281	0.613	0.0649	0.141	ND	F2600454.D	2026-01-21 15:44	1.274	12.851	11680	457890	66.1	10.569	-3.8%
IRVSEA-2-D-20260106	C71580	0.281	0.0649		28.7	0.439	20242	0.281	0.613	0.0649	0.141	ND	F2600455.D	2026-01-21 16:09	1.274	12.845	8416	468812	66.1	10.569	-1.5%
IRVSEA-2-B-20260106	C00792	0.281	0.0649		28.7	0.439	20242	0.281	0.613	0.0649	0.141	ND	F2600452.D	2026-01-21 14:53	1.274	12.845	854	461432	66.1	10.569	-3.0%
IRVSEA-3-S-20260106	B46813	0.281	0.0649		28.7	0.439	20244	0.281	0.613	0.0649	0.141	ND	F2600456.D	2026-01-21 16:35	1.274	12.851	21543	467982	66.1	10.569	-1.7%
IRVSEA-4-S-20260106	C39252	0.498	0.115	4.43	28.7	0.439	20243	0.281	0.613	0.0649	0.141	J	F2600457.D	2026-01-21 17:00	1.274	12.851	40093	469728	66.1	10.569	-1.3%
IRVSEA-5-S-20260106	C31347	0.373	0.0858	3.31	28.7	0.439	20240	0.281	0.613	0.0649	0.141	J	F2600458.D	2026-01-21 17:26	1.274	12.845	30852	483643	66.1	10.569	1.6%
IRVSEA-6-S-20260106	C43913	0.451	0.104	4.01	28.7	0.439	20238	0.281	0.613	0.0649	0.141	J	F2600459.D	2026-01-21 17:52	1.274	12.845	36900	477541	66.1	10.563	0.3%
IRVSEA-7-S-20260106	B49604	1.01	0.233	8.98	28.7	0.439	20234	0.282	0.613	0.0649	0.141		F2600460.D	2026-01-21 18:17	1.274	12.845	83557	482792	66.1	10.563	1.5%
IRVSEA-8-S-20260106	C71725	1.48	0.340	13.1	28.7	0.439	20232	0.282	0.613	0.0649	0.141		F2600461.D	2026-01-21 18:43	1.274	12.845	123313	487835	66.1	10.569	2.5%
IRVSEA-8-D-20260106	C71717	1.49	0.343	13.2	28.7	0.439	20232	0.282	0.613	0.0649	0.141		F2600462.D	2026-01-21 19:08	1.274	12.851	124568	488760	66.1	10.569	2.7%
IRVSEA-8-B-20260106	B46936	0.282	0.0649		28.7	0.439	20232	0.282	0.613	0.0649	0.141	ND	F2600463.D	2026-01-21 19:34	1.274	12.851	497	478162	66.1	10.569	0.5%
IRVSEA-9-S-20260106	B48036	0.701	0.162	6.22	28.7	0.439	20232	0.282	0.613	0.0649	0.141		F2600465.D	2026-01-21 20:24	1.274	12.851	57277	477395	66.1	10.563	0.3%
IRVSEA-10-S-20260106	C60293	1.11	0.256	9.86	28.7	0.439	20232	0.282	0.613	0.0649	0.141		F2600466.D	2026-01-21 20:49	1.274	12.845	92298	485611	66.1	10.563	2.0%
IRVSEA-11-S-20260106	C33514	0.393	0.0906	3.49	28.8	0.439	20231	0.282	0.613	0.0649	0.141	J	F2600467.D	2026-01-21 21:14	1.274	12.845	32832	487968	66.1	10.563	2.5%
IRVSEA-12-S-20260106	C57675	0.383	0.0882	3.40	28.8	0.439	20233	0.282	0.613	0.0649	0.141	J	F2600468.D	2026-01-21 21:40	1.274	12.845	31735	484122	66.1	10.569	1.7%
IRVSEA-13-S-20260106	C69526	0.282	0.0649		28.8	0.439	20232	0.282	0.613	0.0649	0.141	ND	F2600469.D	2026-01-21 22:06	1.274	12.845	16838	475041	66.1	10.569	-0.2%
IRVSEA-14-S-20260106	B46189	0.282	0.0649		28.8	0.439	20232	0.282	0.613	0.0649	0.141	ND	F2600470.D	2026-01-21 22:31	1.274	12.851	14052	474269	66.1	10.569	-0.3%
IRVSEA-15-S-20260106	C00727	0.282	0.0649		28.8	0.439	20223	0.282	0.613	0.0649	0.141	ND	F2600471.D	2026-01-21 22:57	1.274	12.845	6152	471039	66.1	10.569	-1.0%
IRVSEA-16-S-20260106	C36914	0.282	0.0649		28.8	0.439	20222	0.282	0.613	0.0649	0.141	ND	F2600472.D	2026-01-21 23:22	1.274	12.851	6353	471927	66.1	10.569	-0.8%
IRVSEA-17-S-20260106	C71618	0.282	0.0649		28.8	0.439	20220	0.282	0.613	0.0649	0.141	ND	F2600473.D	2026-01-21 23:48	1.274	12.851	4179	461295	66.1	10.575	-3.1%

m-/p-Xylenes

Sample Code	Tube ID	Conc (ug/m³)	Conc (ppbv)	Calc Amt (ng)	Temp (°F)	Uptake Rate (mL/min	Sample Time (min)	LOD (ug/m³)	LOQ (ug/m³)	LOD (ppbv)	LOQ (ppbv)	Flags	Data File	Inj DateTime	CCV RRF	Ret Time (min)	Target Area	ISTD Area	ISTD Amt	ISTD RT	ISTD Change
IRVSEA-1-S-20260106	C01363	0.281	0.0649		28.7	0.439	20243	0.281	0.687	0.0649	0.158	ND	F2600453.D	2026-01-21 15:19	1.014	13.022	12888	458554	66.1	10.563	-3.6%
IRVSEA-2-S-20260106	C40695	0.290	0.0668	2.58	28.7	0.439	20242	0.281	0.687	0.0649	0.158	J	F2600454.D	2026-01-21 15:44	1.014	13.022	18104	457890	66.1	10.569	-3.8%
IRVSEA-2-D-20260106	C71580	0.311	0.0716	2.76	28.7	0.439	20242	0.281	0.687	0.0649	0.158	J	F2600455.D	2026-01-21 16:09	1.014	13.022	19873	468812	66.1	10.569	-1.5%
IRVSEA-2-B-20260106	C00792	0.281	0.0649		28.7	0.439	20242	0.281	0.687	0.0649	0.158	ND	F2600452.D	2026-01-21 14:53	1.014	13.022	569	461432	66.1	10.569	-3.0%
IRVSEA-3-S-20260106	B46813	0.646	0.149	5.74	28.7	0.439	20244	0.281	0.687	0.0649	0.158	J	F2600456.D	2026-01-21 16:35	1.014	13.022	41221	467982	66.1	10.569	-1.7%
IRVSEA-4-S-20260106	C39252	1.49	0.343	13.2	28.7	0.439	20243	0.281	0.687	0.0649	0.158		F2600457.D	2026-01-21 17:00	1.014	13.022	95397	469728	66.1	10.569	-1.3%
IRVSEA-5-S-20260106	C31347	0.893	0.206	7.93	28.7	0.439	20240	0.281	0.687	0.0649	0.158		F2600458.D	2026-01-21 17:26	1.014	13.022	58868	483643	66.1	10.569	1.6%

Enthalpy Analytical

Company: Montrose Air Quality Services, LLC - New Jersey
Job No.: 2026GG102-1 EPA Method 325B Analysis
Client No.: PROJ-050105 Site: Irving Oil - Searsport

m-/p-Xylenes

Sample Code	Tube ID	Conc (ug/m³)	Conc (ppbv)	Calc Amt (ng)	Temp (°F)	Uptake Rate (mL/min	Sample Time (min)	LOD (ug/m³)	LOQ (ug/m³)	LOD (ppbv)	LOQ (ppbv)	Flags	Data File	Inj DateTime	CCV RRF	Ret Time (min)	Target Area	ISTD Area	ISTD Amt	ISTD RT	ISTD Change
IRVSEA-6-S-20260106	C43913	1.50	0.346	13.3	28.7	0.439	20238	0.281	0.687	0.0649	0.158		F2600459.D	2026-01-21 17:52	1.014	13.022	97734	477541	66.1	10.563	0.3%
IRVSEA-7-S-20260106	B49604	3.03	0.698	26.9	28.7	0.439	20234	0.282	0.687	0.0649	0.158		F2600460.D	2026-01-21 18:17	1.014	13.022	199276	482792	66.1	10.563	1.5%
IRVSEA-8-S-20260106	C71725	5.15	1.19	45.7	28.7	0.439	20232	0.282	0.687	0.0649	0.158		F2600461.D	2026-01-21 18:43	1.014	13.022	342353	487835	66.1	10.569	2.5%
IRVSEA-8-D-20260106	C71717	5.19	1.20	46.1	28.7	0.439	20232	0.282	0.687	0.0649	0.158		F2600462.D	2026-01-21 19:08	1.014	13.022	345828	488760	66.1	10.569	2.7%
IRVSEA-8-B-20260106	B46936	0.282	0.0649		28.7	0.439	20232	0.282	0.687	0.0649	0.158	ND	F2600463.D	2026-01-21 19:34	1.014	13.035	722	478162	66.1	10.569	0.5%
IRVSEA-9-S-20260106	B48036	1.94	0.448	17.3	28.7	0.439	20232	0.282	0.687	0.0649	0.158		F2600465.D	2026-01-21 20:24	1.014	13.022	126510	477395	66.1	10.563	0.3%
IRVSEA-10-S-20260106	C60293	3.75	0.865	33.3	28.7	0.439	20232	0.282	0.687	0.0649	0.158		F2600466.D	2026-01-21 20:49	1.014	13.022	248437	485611	66.1	10.563	2.0%
IRVSEA-11-S-20260106	C33514	1.10	0.254	9.79	28.8	0.439	20231	0.282	0.687	0.0649	0.158		F2600467.D	2026-01-21 21:14	1.014	13.022	73343	487968	66.1	10.563	2.5%
IRVSEA-12-S-20260106	C57675	1.29	0.297	11.5	28.8	0.439	20233	0.282	0.687	0.0649	0.158		F2600468.D	2026-01-21 21:40	1.014	13.022	85178	484122	66.1	10.569	1.7%
IRVSEA-13-S-20260106	C69526	0.640	0.147	5.68	28.8	0.439	20232	0.282	0.687	0.0649	0.158	J	F2600469.D	2026-01-21 22:06	1.014	13.022	41416	475041	66.1	10.569	-0.2%
IRVSEA-14-S-20260106	B46189	0.419	0.0966	3.72	28.8	0.439	20232	0.282	0.687	0.0649	0.158	J	F2600470.D	2026-01-21 22:31	1.014	13.028	27090	474269	66.1	10.569	-0.3%
IRVSEA-15-S-20260106	C00727	0.282	0.0649		28.8	0.439	20223	0.282	0.687	0.0649	0.158	ND	F2600471.D	2026-01-21 22:57	1.014	13.022	9320	471039	66.1	10.569	-1.0%
IRVSEA-16-S-20260106	C36914	0.282	0.0649		28.8	0.439	20222	0.282	0.687	0.0649	0.158	ND	F2600472.D	2026-01-21 23:22	1.014	13.028	8415	471927	66.1	10.569	-0.8%
IRVSEA-17-S-20260106	C71618	0.282	0.0649		28.8	0.439	20220	0.282	0.687	0.0649	0.158	ND	F2600473.D	2026-01-21 23:48	1.014	13.028	9403	461295	66.1	10.575	-3.1%

o-Xylene

Sample Code	Tube ID	Conc (ug/m³)	Conc (ppbv)	Calc Amt (ng)	Temp (°F)	Uptake Rate (mL/min	Sample Time (min)	LOD (ug/m³)	LOQ (ug/m³)	LOD (ppbv)	LOQ (ppbv)	Flags	Data File	Inj DateTime	CCV RRF	Ret Time (min)	Target Area	ISTD Area	ISTD Amt	ISTD RT	ISTD Change
IRVSEA-1-S-20260106	C01363	0.281	0.0649		28.7	0.439	20243	0.281	0.639	0.0649	0.147	ND	F2600453.D	2026-01-21 15:19	1.046	13.530	5446	458554	66.1	10.563	-3.6%
IRVSEA-2-S-20260106	C40695	0.281	0.0649		28.7	0.439	20242	0.281	0.639	0.0649	0.147	ND	F2600454.D	2026-01-21 15:44	1.046	13.530	8113	457890	66.1	10.569	-3.8%
IRVSEA-2-D-20260106	C71580	0.281	0.0649		28.7	0.439	20242	0.281	0.639	0.0649	0.147	ND	F2600455.D	2026-01-21 16:09	1.046	13.530	9246	468812	66.1	10.569	-1.5%
IRVSEA-2-B-20260106	C00792	0.281	0.0649		28.7	0.439	20242	0.281	0.639	0.0649	0.147	ND	F2600452.D	2026-01-21 14:53	1.046	13.530	322	461432	66.1	10.569	-3.0%
IRVSEA-3-S-20260106	B46813	0.281	0.0649		28.7	0.439	20244	0.281	0.639	0.0649	0.147	ND	F2600456.D	2026-01-21 16:35	1.046	13.530	16916	467982	66.1	10.569	-1.7%
IRVSEA-4-S-20260106	C39252	0.562	0.130	4.99	28.7	0.439	20243	0.281	0.639	0.0649	0.147	J	F2600457.D	2026-01-21 17:00	1.046	13.530	37125	469728	66.1	10.569	-1.3%
IRVSEA-5-S-20260106	C31347	0.346	0.0798	3.07	28.7	0.439	20240	0.281	0.639	0.0649	0.147	J	F2600458.D	2026-01-21 17:26	1.046	13.524	23544	483643	66.1	10.569	1.6%
IRVSEA-6-S-20260106	C43913	0.589	0.136	5.23	28.7	0.439	20238	0.281	0.639	0.0649	0.147	J	F2600459.D	2026-01-21 17:52	1.046	13.530	39523	477541	66.1	10.563	0.3%
IRVSEA-7-S-20260106	B49604	1.17	0.268	10.3	28.7	0.439	20234	0.282	0.639	0.0649	0.147		F2600460.D	2026-01-21 18:17	1.046	13.530	79071	482792	66.1	10.563	1.5%
IRVSEA-8-S-20260106	C71725	2.02	0.466	18.0	28.7	0.439	20232	0.282	0.639	0.0649	0.147		F2600461.D	2026-01-21 18:43	1.046	13.530	138788	487835	66.1	10.569	2.5%
IRVSEA-8-D-20260106	C71717	2.03	0.468	18.0	28.7	0.439	20232	0.282	0.639	0.0649	0.147		F2600462.D	2026-01-21 19:08	1.046	13.530	139604	488760	66.1	10.569	2.7%
IRVSEA-8-B-20260106	B46936	0.282	0.0649		28.7	0.439	20232	0.282	0.639	0.0649	0.147	ND	F2600463.D	2026-01-21 19:34	1.046	13.530	200	478162	66.1	10.569	0.5%
IRVSEA-9-S-20260106	B48036	0.776	0.179	6.89	28.7	0.439	20232	0.282	0.639	0.0649	0.147		F2600465.D	2026-01-21 20:24	1.046	13.530	52054	477395	66.1	10.563	0.3%
IRVSEA-10-S-20260106	C60293	1.45	0.334	12.9	28.7	0.439	20232	0.282	0.639	0.0649	0.147		F2600466.D	2026-01-21 20:49	1.046	13.530	98799	485611	66.1	10.563	2.0%
IRVSEA-11-S-20260106	C33514	0.432	0.0997	3.84	28.8	0.439	20231	0.282	0.639	0.0649	0.147	J	F2600467.D	2026-01-21 21:14	1.046	13.530	29660	487968	66.1	10.563	2.5%
IRVSEA-12-S-20260106	C57675	0.495	0.114	4.39	28.8	0.439	20233	0.282	0.639	0.0649	0.147	J	F2600468.D	2026-01-21 21:40	1.046	13.524	33659	484122	66.1	10.569	1.7%
IRVSEA-13-S-20260106	C69526	0.282	0.0649		28.8	0.439	20232	0.282	0.639	0.0649	0.147	ND	F2600469.D	2026-01-21 22:06	1.046	13.530	17214	475041	66.1	10.569	-0.2%
IRVSEA-14-S-20260106	B46189	0.282	0.0649		28.8	0.439	20232	0.282	0.639	0.0649	0.147	ND	F2600470.D	2026-01-21 22:31	1.046	13.530	10733	474269	66.1	10.569	-0.3%
IRVSEA-15-S-20260106	C00727	0.282	0.0649		28.8	0.439	20223	0.282	0.639	0.0649	0.147	ND	F2600471.D	2026-01-21 22:57	1.046	13.530	4109	471039	66.1	10.569	-1.0%
IRVSEA-16-S-20260106	C36914	0.282	0.0649		28.8	0.439	20222	0.282	0.639	0.0649	0.147	ND	F2600472.D	2026-01-21 23:22	1.046	13.530	3621	471927	66.1	10.569	-0.8%

Enthalpy Analytical

Company: Montrose Air Quality Services, LLC - New Jersey
Job No.: 2026GG102-1 EPA Method 325B Analysis
Client No.: PROJ-050105 Site: Irving Oil - Searsport

o-Xylene

Sample Code	Tube ID	Conc (ug/m³)	Conc (ppbv)	Calc Amt (ng)	Temp (°F)	Uptake Rate (mL/min	Sample Time (min)	LOD (ug/m³)	LOQ (ug/m³)	LOD (ppbv)	LOQ (ppbv)	Flags	Data File	Inj DateTime	CCV RRF	Ret Time (min)	Target Area	ISTD Area	ISTD Amt	ISTD RT	ISTD Change
IRVSEA-17-S-20260106	C71618	0.282	0.0649		28.8	0.439	20220	0.282	0.639	0.0649	0.147	ND	F2600473.D	2026-01-21 23:48	1.046	13.530	4403	461295	66.1	10.575	-3.1%

J: Estimated Value - The analyte was detected between the Method Detection Limit and Reporting Limit
ND: The analyte was not present above the Method Detection Limit

QC Data

Enthalpy Analytical

Company: Montrose Air Quality Services, LLC - New Jersey
Job No.: 2026GG102-1 EPA Method 325B Analysis
Client No.: PROJ-050105 Site: Irving Oil - Searsport

QC Samples

Field Sample Type	Sample Code	Benzene		Toluene		Ethylbenzene		m-/p-Xylenes		o-Xylene	
Blanks (ug/m³)	IRVSEA-2-B-20260106	ND	Pass	ND	Pass	ND	Pass	ND	Pass	ND	Pass
	IRVSEA-8-B-20260106	ND	Pass	ND	Pass	ND	Pass	ND	Pass	ND	Pass
Duplicates (difference)	IRVSEA-2-D-20260106	8.1%	Pass	0.21%	Pass	ND	Pass	7.0%	Pass	ND	Pass
	IRVSEA-8-D-20260106	1.1%	Pass	0.0046%	Pass	0.82%	Pass	0.82%	Pass	0.40%	Pass

Enthalpy Analytical

Company: Montrose Air Quality Services, LLC - New Jersey
Job No.: 2026GG102-1 EPA Method 325B Analysis
Client No.: PROJ-050105 Site: Irving Oil - Searsport

Benzene Calibration and Blanks

Sample Code	Data File	Tube ID	Type	RRF	ICAL RRF	Last CCV RRF	RRF Change	ISTD Change vs ICal	ISTD Change vs Concal	Pass/ Fail	Flags
M325B CCV 5	F2600450.D	C57470	Cal	0.947	0.904	0.947	4.8%	-19%		Pass	
2026GG102 Method Blank 1	F2600451.D	C69804	Blank		0.904	0.947			0.34%	Pass	ND
M325B CCV 5 REC	F2600464.D	B40379	Check	0.904	0.904	0.947	0.045%		-6.5%	Pass	
M325B CCV 5 REC	F2600474.D	C69752	Check	0.963	0.904	0.947	6.5%		-10%	Pass	

Toluene Calibration and Blanks

Sample Code	Data File	Tube ID	Type	RRF	ICAL RRF	Last CCV RRF	RRF Change	ISTD Change vs ICal	ISTD Change vs Concal	Pass/ Fail	Flags
M325B CCV 5	F2600450.D	C57470	Cal	1.098	1.091	1.098	0.59%	-24%		Pass	
2026GG102 Method Blank 1	F2600451.D	C69804	Blank		1.091	1.098			0.59%	Pass	ND
M325B CCV 5 REC	F2600464.D	B40379	Check	1.137	1.091	1.098	4.2%		-8.7%	Pass	
M325B CCV 5 REC	F2600474.D	C69752	Check	1.106	1.091	1.098	1.4%		-11%	Pass	

Ethylbenzene Calibration and Blanks

Sample Code	Data File	Tube ID	Type	RRF	ICAL RRF	Last CCV RRF	RRF Change	ISTD Change vs ICal	ISTD Change vs Concal	Pass/ Fail	Flags
M325B CCV 5	F2600450.D	C57470	Cal	1.274	1.150	1.274	11%	-24%		Pass	
2026GG102 Method Blank 1	F2600451.D	C69804	Blank		1.150	1.274			0.59%	Pass	ND
M325B CCV 5 REC	F2600464.D	B40379	Check	1.238	1.150	1.274	7.6%		-8.7%	Pass	
M325B CCV 5 REC	F2600474.D	C69752	Check	1.202	1.150	1.274	4.5%		-11%	Pass	

m-/p-Xylenes Calibration and Blanks

Sample Code	Data File	Tube ID	Type	RRF	ICAL RRF	Last CCV RRF	RRF Change	ISTD Change vs ICal	ISTD Change vs Concal	Pass/ Fail	Flags
M325B CCV 5	F2600450.D	C57470	Cal	1.014	0.940	1.014	7.9%	-24%		Pass	
2026GG102 Method Blank 1	F2600451.D	C69804	Blank		0.940	1.014			0.59%	Pass	ND
M325B CCV 5 REC	F2600464.D	B40379	Check	0.946	0.940	1.014	0.69%		-8.7%	Pass	
M325B CCV 5 REC	F2600474.D	C69752	Check	0.936	0.940	1.014	-0.43%		-11%	Pass	

o-Xylene Calibration and Blanks

Sample Code	Data File	Tube ID	Type	RRF	ICAL RRF	Last CCV RRF	RRF Change	ISTD Change vs ICal	ISTD Change vs Concal	Pass/ Fail	Flags
M325B CCV 5	F2600450.D	C57470	Cal	1.046	0.944	1.046	11%	-24%		Pass	
2026GG102 Method Blank 1	F2600451.D	C69804	Blank		0.944	1.046			0.59%	Pass	ND
M325B CCV 5 REC	F2600464.D	B40379	Check	0.982	0.944	1.046	4.0%		-8.7%	Pass	
M325B CCV 5 REC	F2600474.D	C69752	Check	0.987	0.944	1.046	4.6%		-11%	Pass	

Chromatograms

Name	2026GG102 Method Blank 1
Comment	C69804
Data File	F2600451.D
Acq. Date-Time	1/21/2026 2:28:20 PM
Acq. Method File	M325B-MTD
Tube Sorbent	Carbopack X
Analyze Quant Version	12.1
Report Quant Version	12.1

Sample Chromatogram

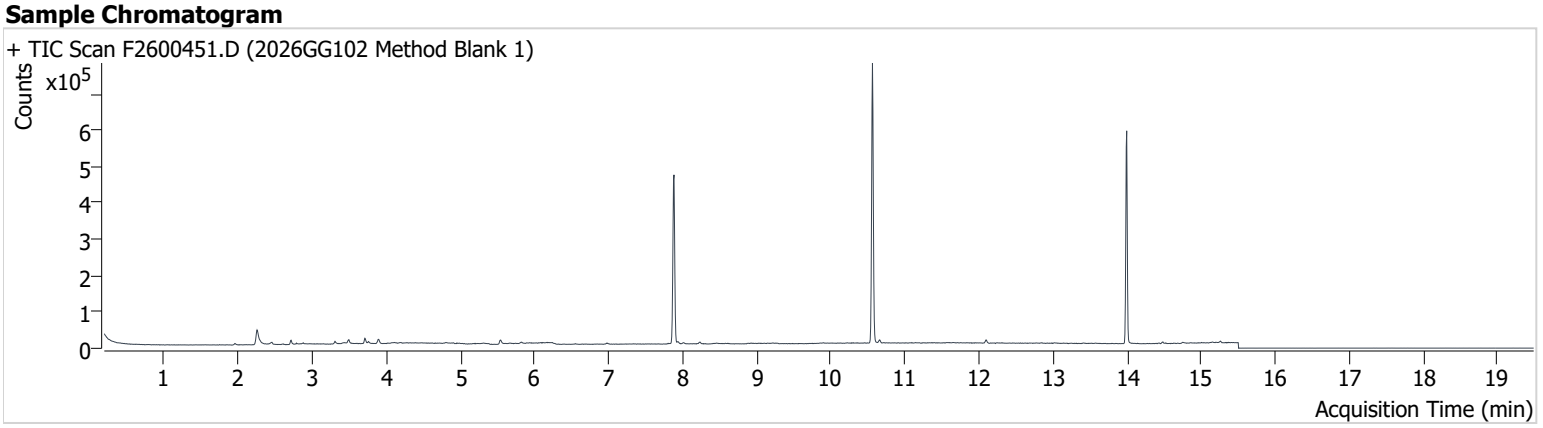

Name	ISTD	RT	ICAL RT	Resp.	Int. Flag
benzene-d6 (IS)		7.883	7.889	440,568	
Benzene	benzene-d6 (IS)	7.938	7.945	4,288	
Toluene-d8 (IS)		10.563	10.569	478,663	
Toluene	Toluene-d8 (IS)	10.661	10.667	5,656	
Ethylbenzene	Toluene-d8 (IS)	12.851	12.851	977	
m-/p-Xylenes	Toluene-d8 (IS)	13.028	13.028	916	
o-Xylene	Toluene-d8 (IS)	13.524	13.530	510	

benzene-d6 (IS)

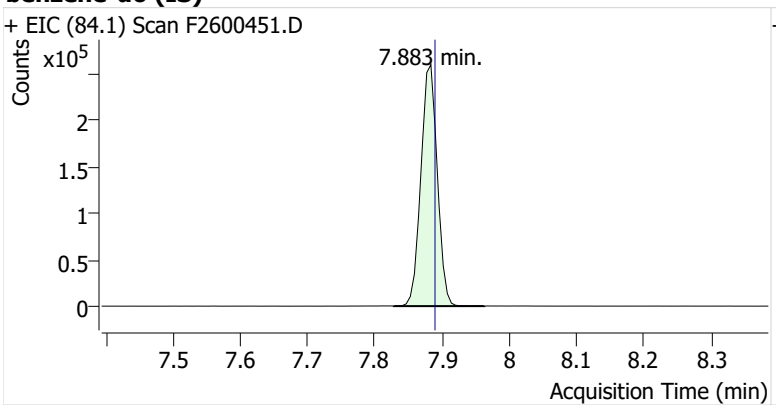

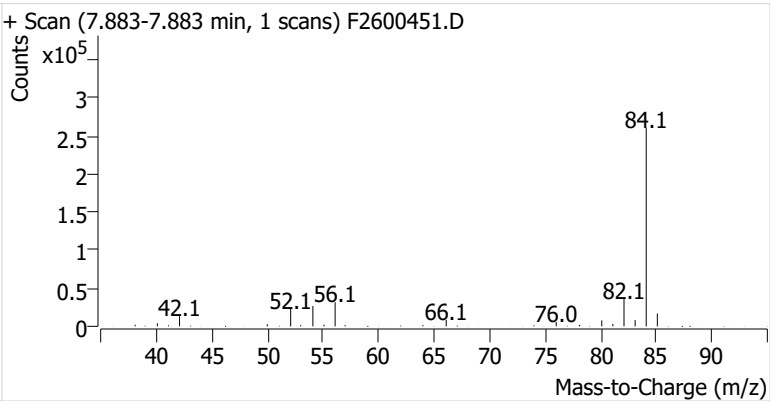

Benzene

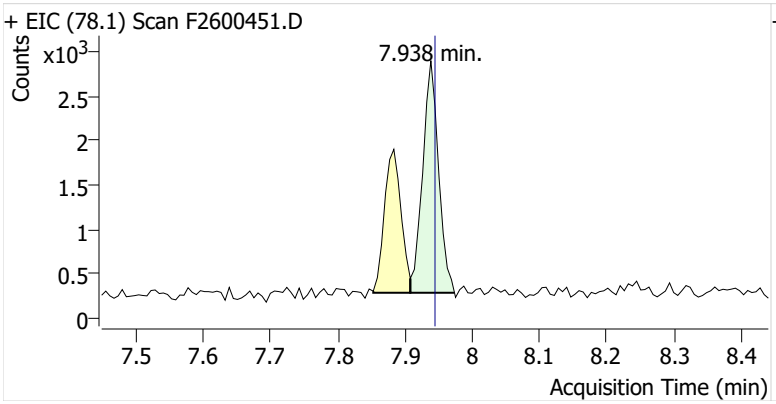

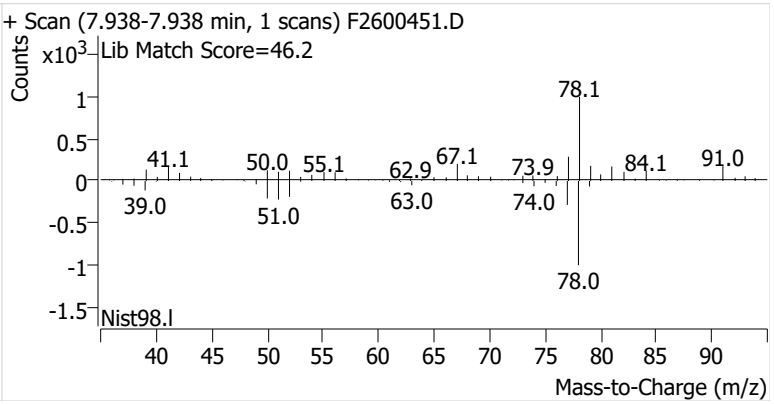

Toluene-d8 (IS)

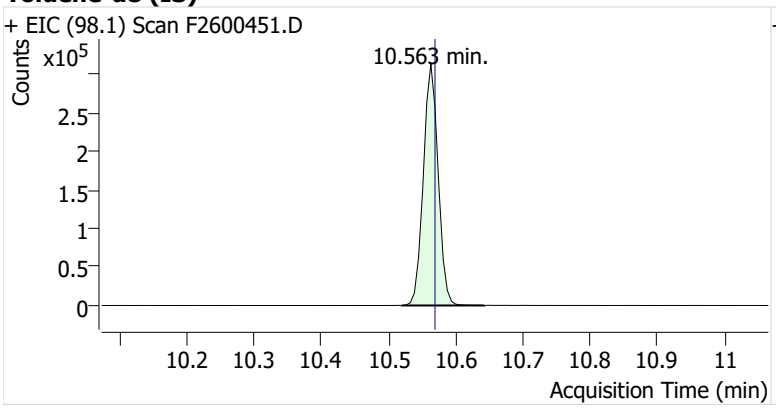

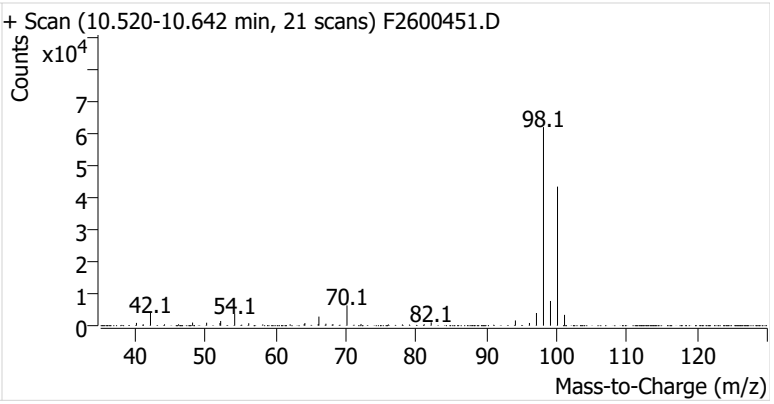

Toluene

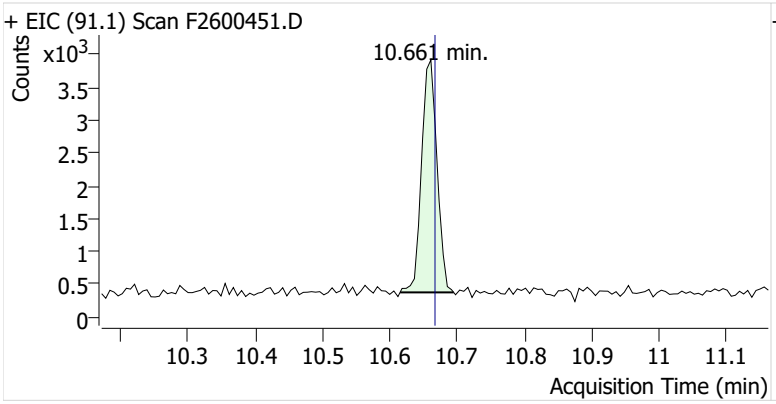

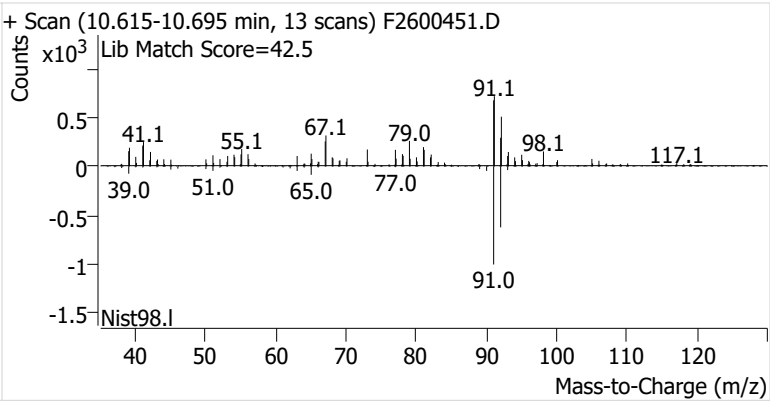

Ethylbenzene

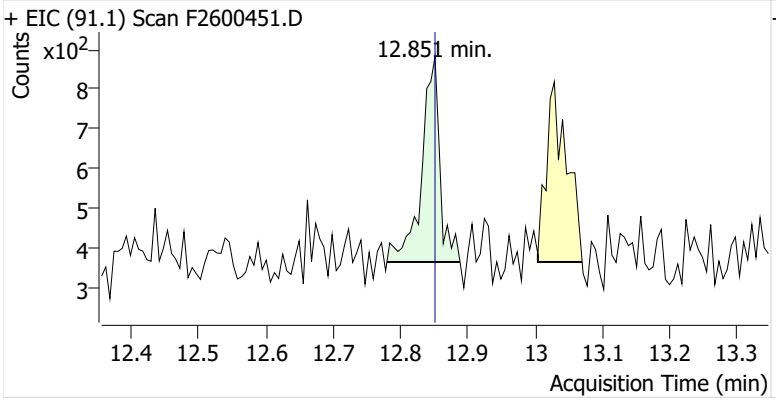

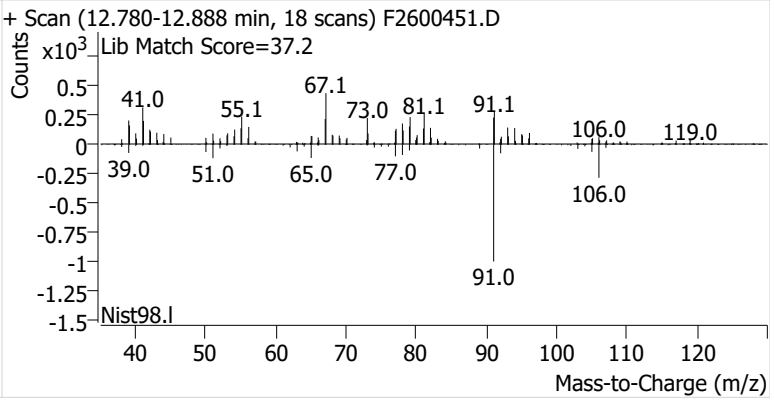

m-/p-Xylenes

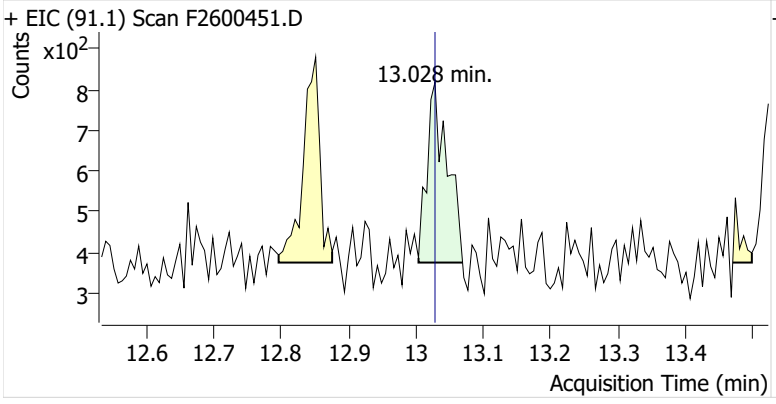

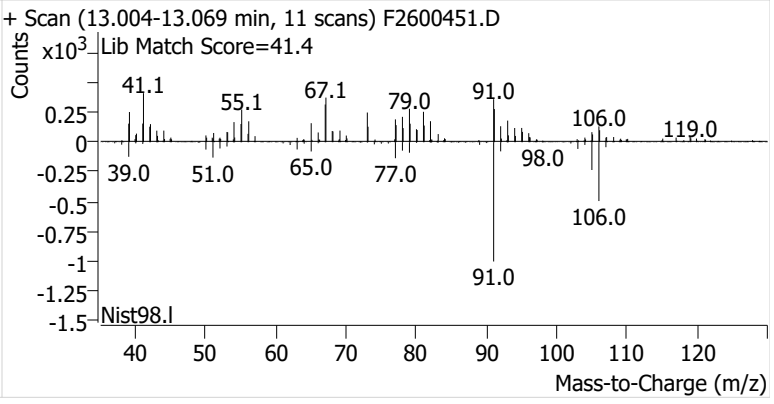

o-Xylene

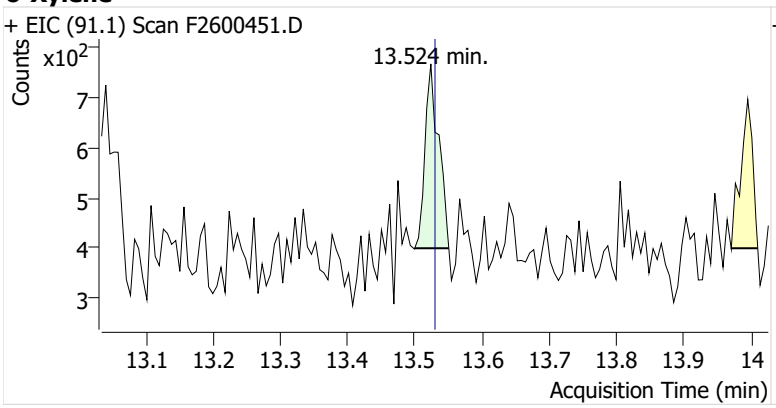
+ EIC (91.1) Scan F2600451.D
Counts
x10^2
13.524 min.
13.1 13.2 13.3 13.4 13.5 13.6 13.7 13.8 13.9 14
Acquisition Time (min)

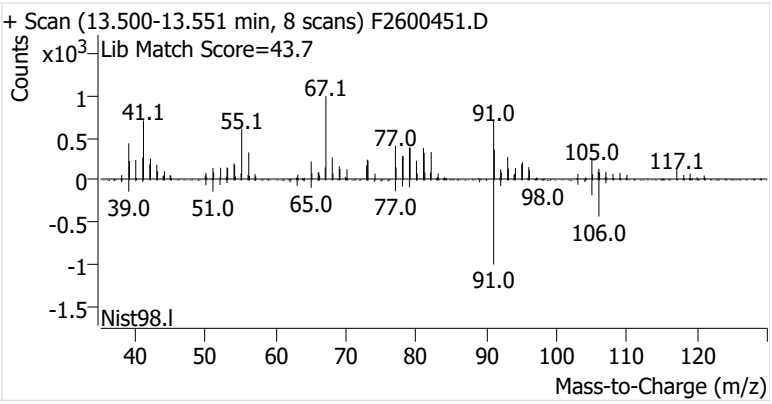
+ Scan (13.500-13.551 min, 8 scans) F2600451.D
Lib Match Score=43.7
Counts
x10^3
41.1
55.1
67.1
77.0
91.0
105.0
117.1
39.0
51.0
65.0
77.0
98.0
106.0
91.0
Nist98.l
Mass-to-Charge (m/z)

Name	IRVSEA-2-B-20260106
Comment	C00792
Data File	F2600452.D
Acq. Date-Time	1/21/2026 2:53:44 PM
Acq. Method File	M325B-MTD
Tube Sorbent	Carbopack X
Analyze Quant Version	12.1
Report Quant Version	12.1

Sample Chromatogram

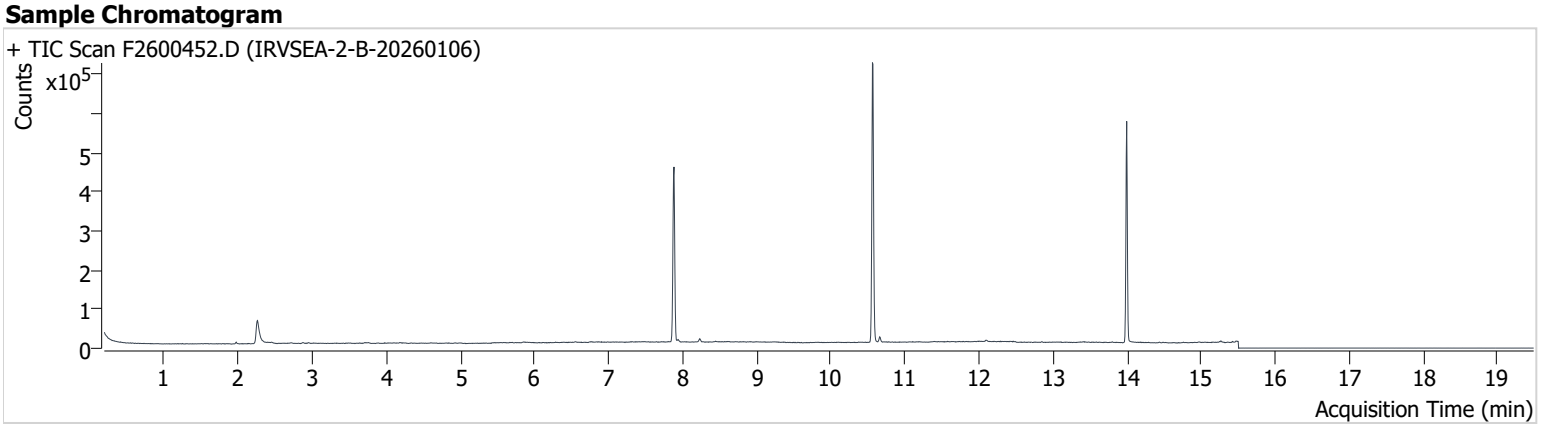

Name	ISTD	RT	ICAL RT	Resp.	Int. Flag
benzene-d6 (IS)		7.883	7.889	423,993	
Benzene	benzene-d6 (IS)	7.938	7.945	4,713	
Toluene-d8 (IS)		10.569	10.569	461,432	
Toluene	Toluene-d8 (IS)	10.661	10.667	8,798	
Ethylbenzene	Toluene-d8 (IS)	12.845	12.851	854	
m-/p-Xylenes	Toluene-d8 (IS)	13.022	13.028	569	
o-Xylene	Toluene-d8 (IS)	13.530	13.530	322	

benzene-d6 (IS)

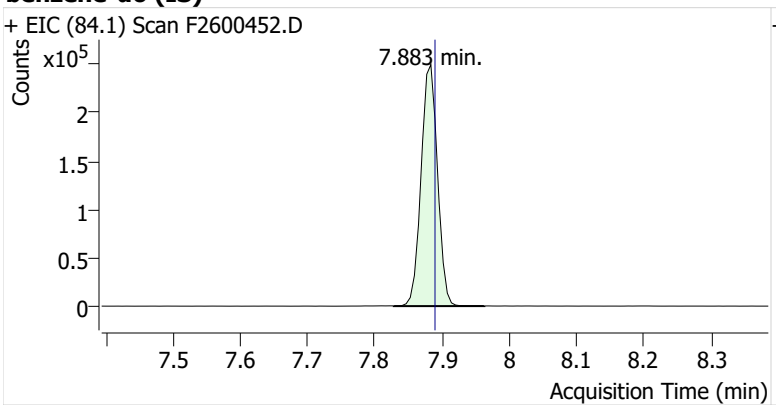

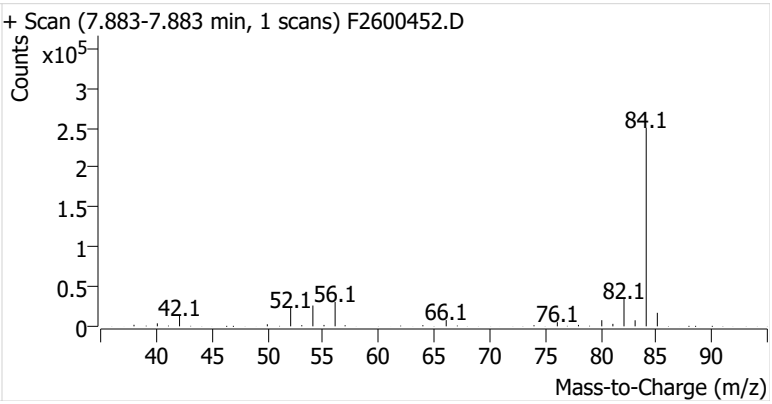

Benzene

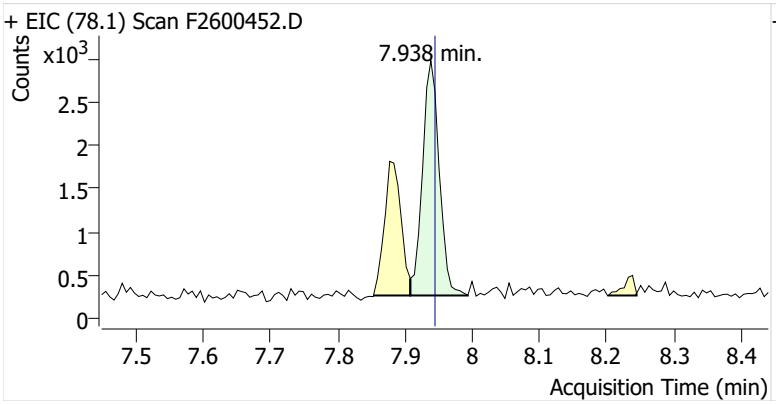

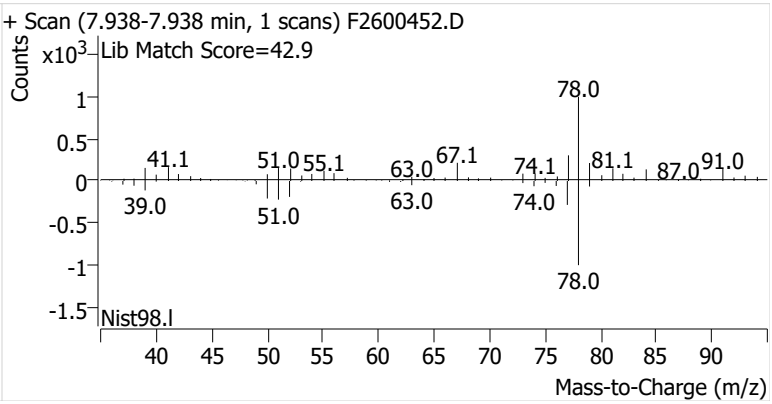

Toluene-d8 (IS)

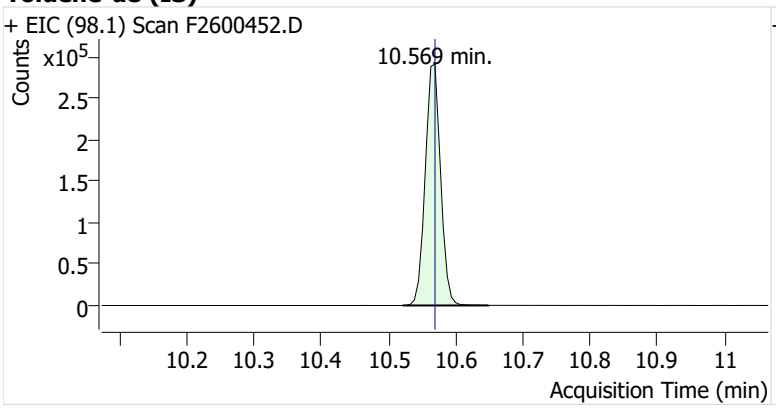

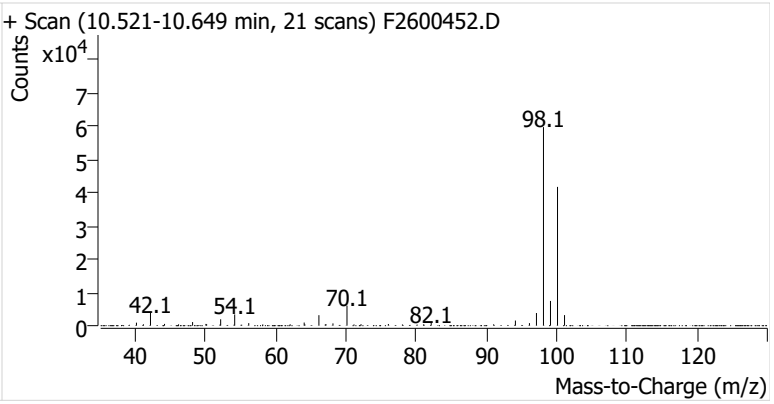

Toluene

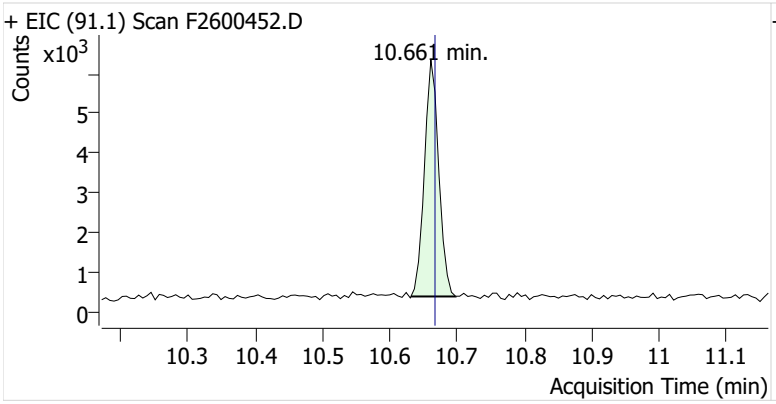

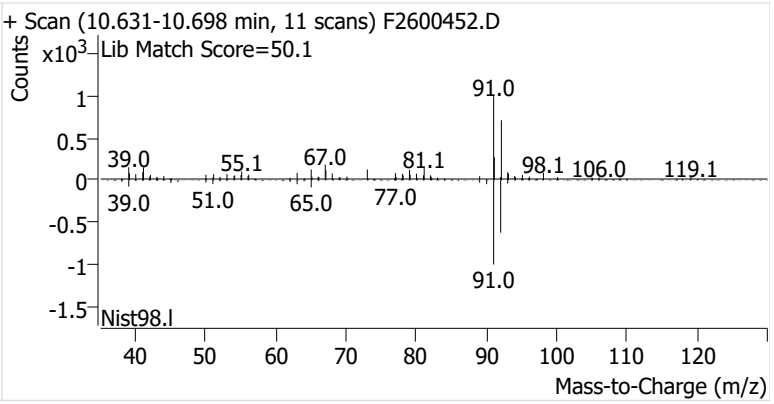

Ethylbenzene

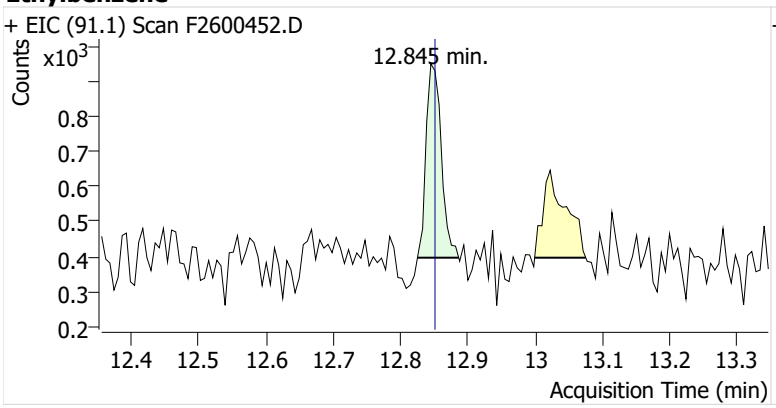

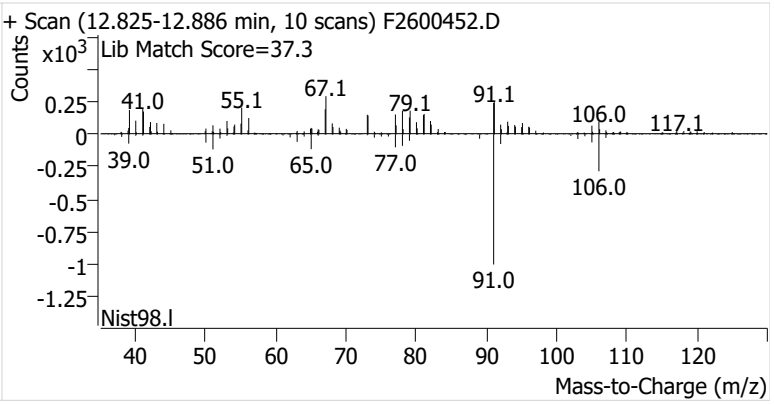

m-/p-Xylenes

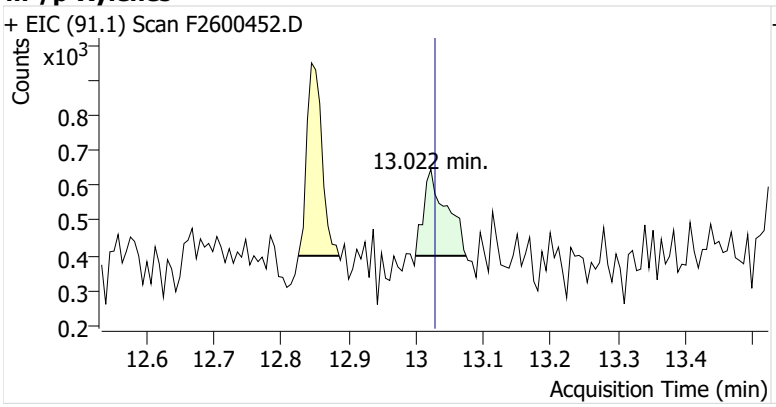

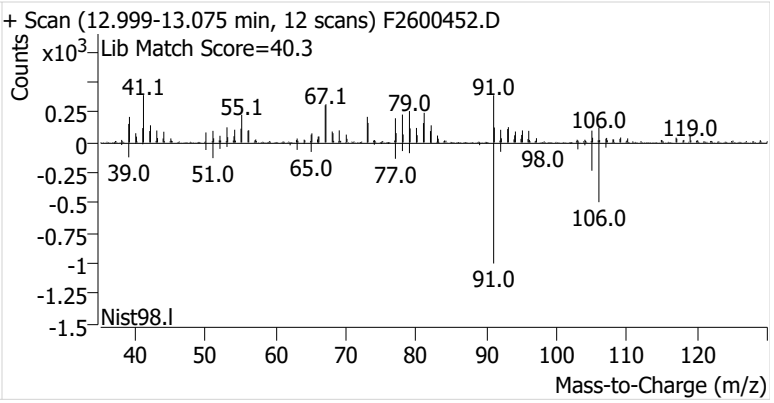

o-Xylene

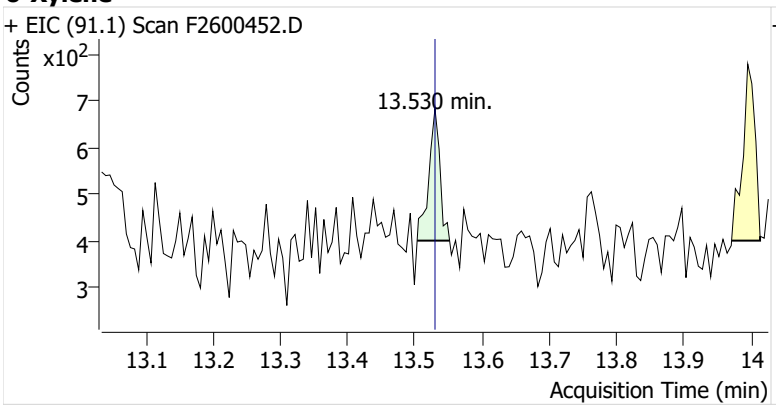
+ EIC (91.1) Scan F2600452.D
Counts
x10^2
7
6
5
4
3
13.530 min.
13.1
13.2
13.3
13.4
13.5
13.6
13.7
13.8
13.9
14
Acquisition Time (min)

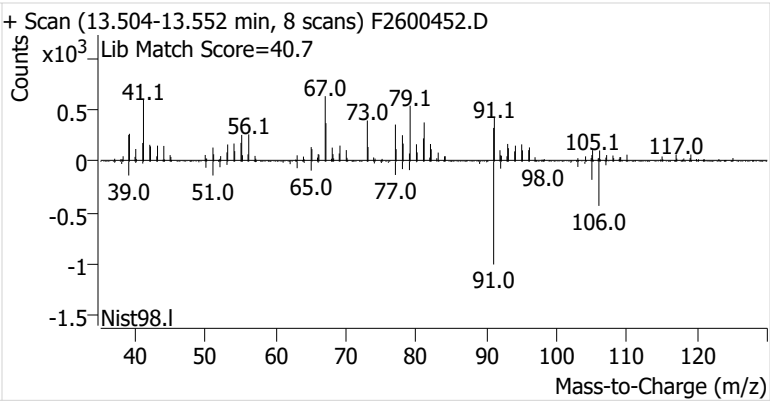
+ Scan (13.504-13.552 min, 8 scans) F2600452.D
Lib Match Score=40.7
Counts
x10^3
0.5
0
-0.5
-1
-1.5
41.1
56.1
67.0
73.0
79.1
91.1
105.1
117.0
39.0
51.0
65.0
77.0
98.0
106.0
91.0
Nist98.l
40
50
60
70
80
90
100
110
120
Mass-to-Charge (m/z)

Name	IRVSEA-1-S-20260106
Comment	C01363
Data File	F2600453.D
Acq. Date-Time	1/21/2026 3:19:11 PM
Acq. Method File	M325B-MTD
Tube Sorbent	Carbopack X
Analyze Quant Version	12.1
Report Quant Version	12.1

Sample Chromatogram

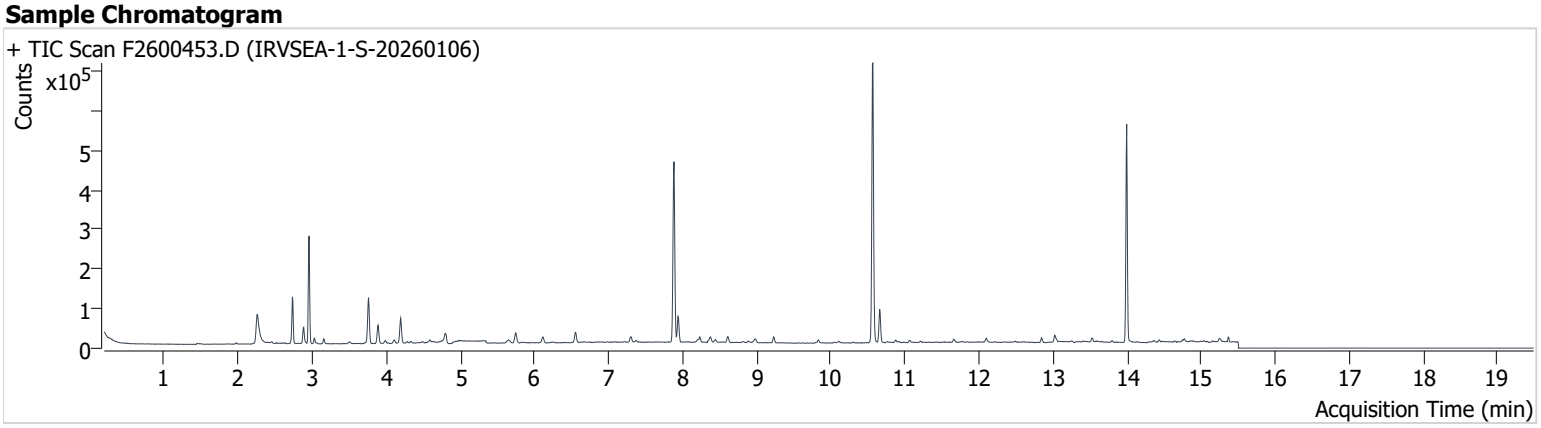

Name	ISTD	RT	ICAL RT	Resp.	Int. Flag
benzene-d6 (IS)		7.883	7.889	426,608	
Benzene	benzene-d6 (IS)	7.938	7.945	57,185	
Toluene-d8 (IS)		10.563	10.569	458,554	
Toluene	Toluene-d8 (IS)	10.661	10.667	56,289	
Ethylbenzene	Toluene-d8 (IS)	12.845	12.851	7,956	
m-/p-Xylenes	Toluene-d8 (IS)	13.022	13.028	12,888	
o-Xylene	Toluene-d8 (IS)	13.530	13.530	5,446	

benzene-d6 (IS)

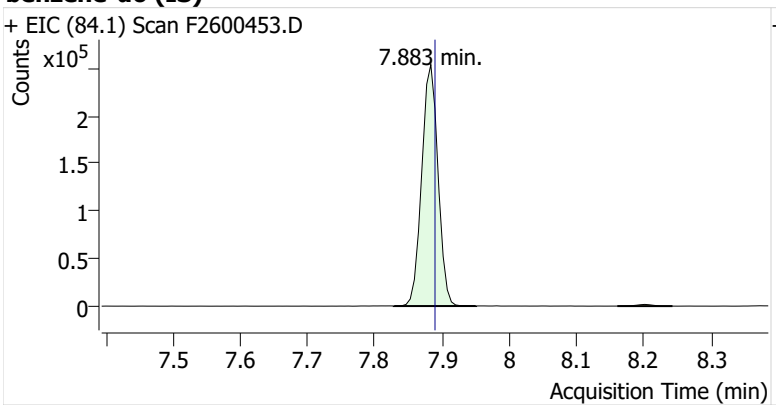

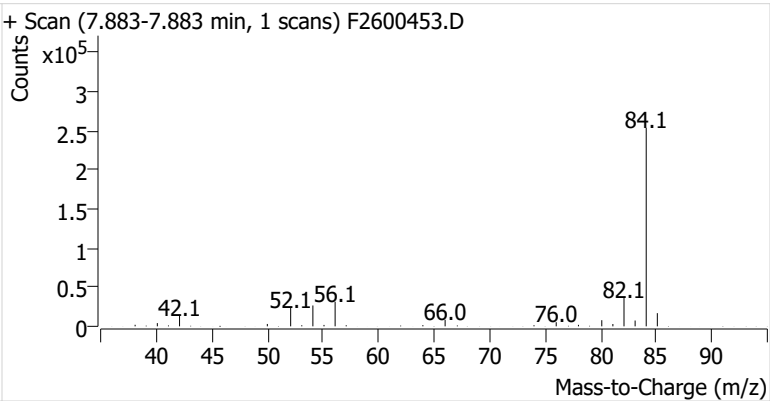

Benzene

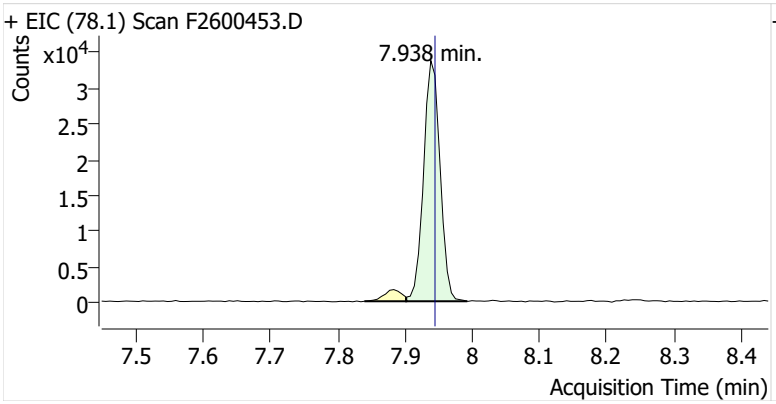

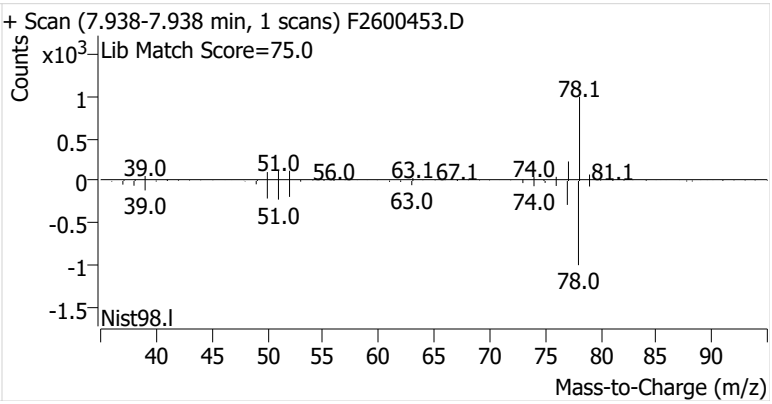

Toluene-d8 (IS)

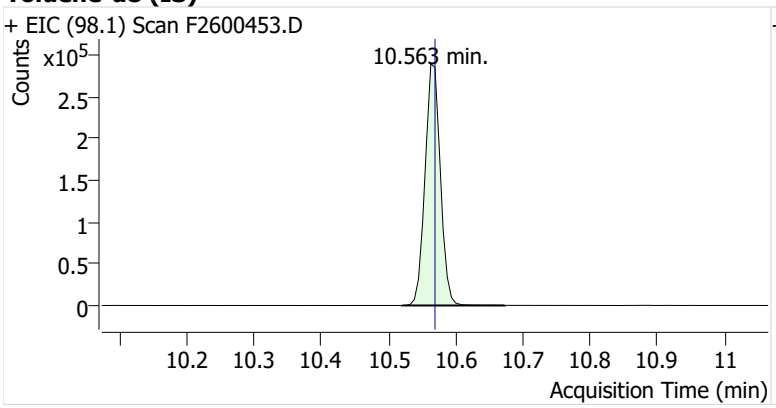

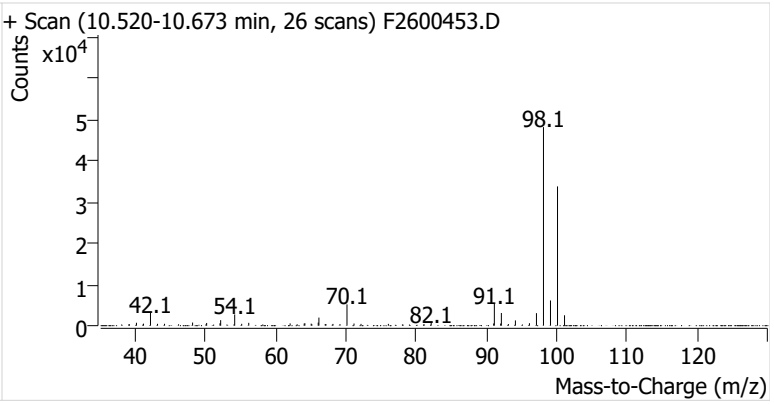

Toluene

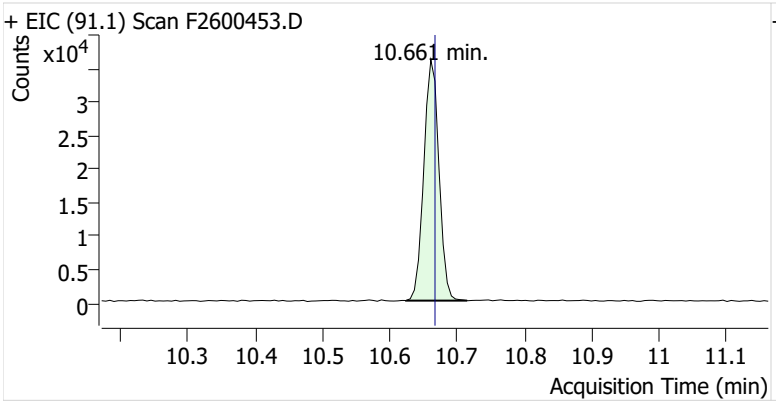

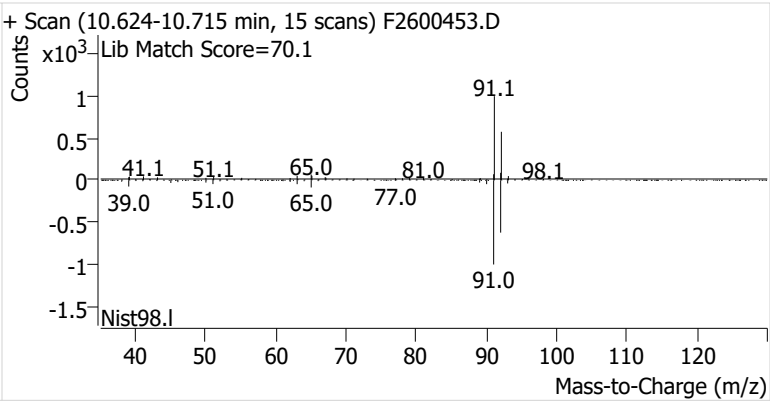

Ethylbenzene

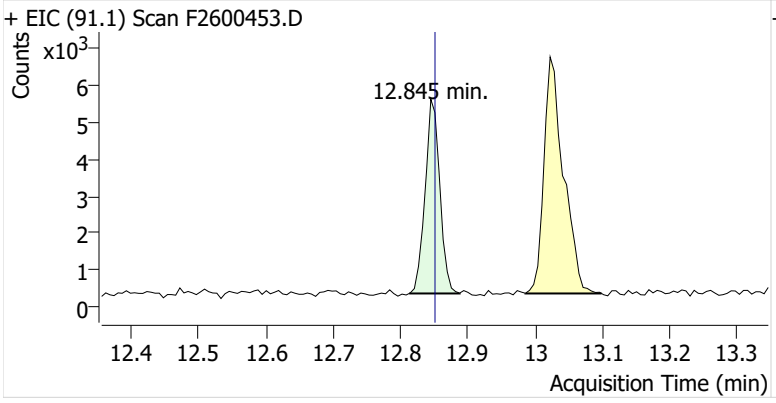

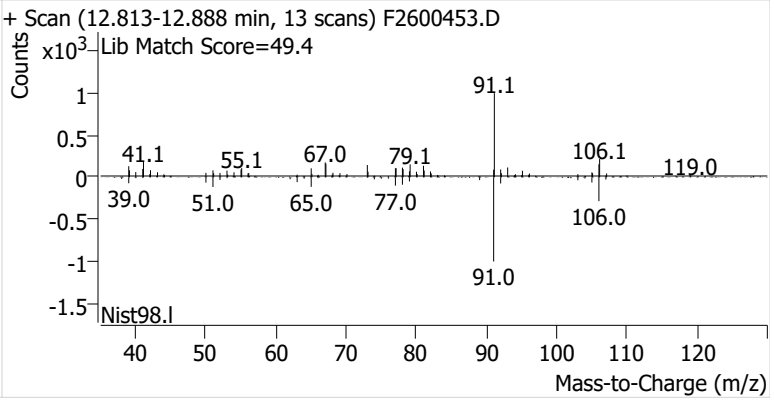

m-/p-Xylenes

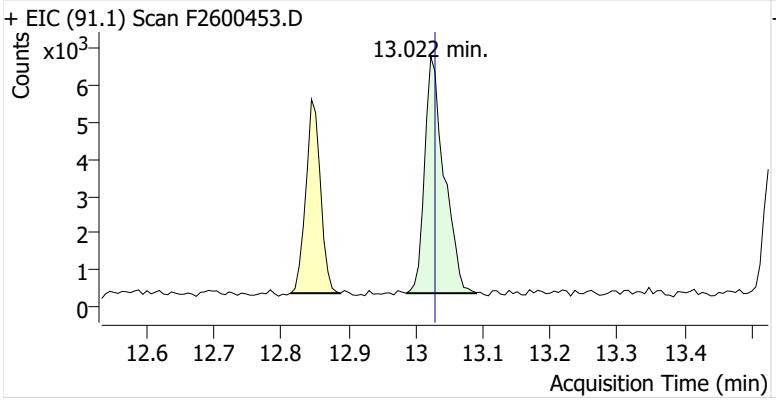

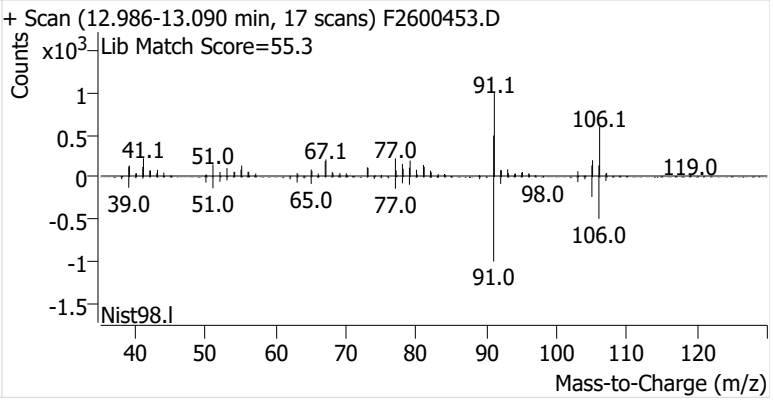

o-Xylene

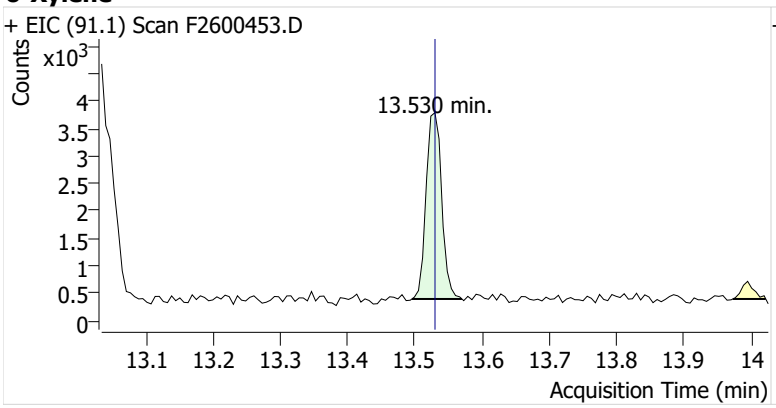
+ EIC (91.1) Scan F2600453.D
Counts
x10^3
13.530 min.
Acquisition Time (min)

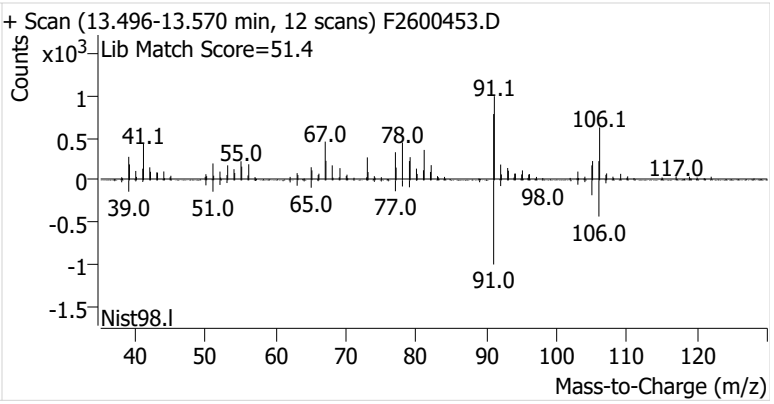
+ Scan (13.496-13.570 min, 12 scans) F2600453.D
Lib Match Score=51.4
Counts
x10^3
91.1
106.1
41.1
55.0
67.0
78.0
117.0
98.0
39.0
51.0
65.0
77.0
106.0
91.0
Nist98.l
Mass-to-Charge (m/z)

Name	IRVSEA-2-S-20260106
Comment	C40695
Data File	F2600454.D
Acq. Date-Time	1/21/2026 3:44:38 PM
Acq. Method File	M325B-MTD
Tube Sorbent	Carbopack X
Analyze Quant Version	12.1
Report Quant Version	12.1

Sample Chromatogram

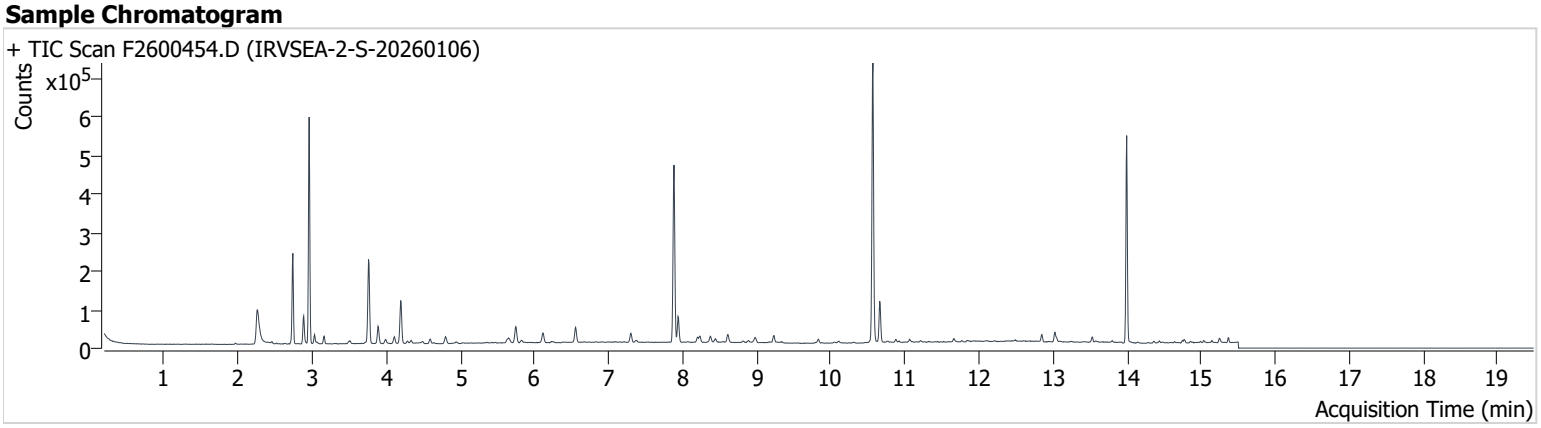

Name	ISTD	RT	ICAL RT	Resp.	Int. Flag
benzene-d6 (IS)		7.883	7.889	424,652	
Benzene	benzene-d6 (IS)	7.938	7.945	57,577	
Toluene-d8 (IS)		10.569	10.569	457,890	
Toluene	Toluene-d8 (IS)	10.661	10.667	72,043	
Ethylbenzene	Toluene-d8 (IS)	12.851	12.851	11,680	
m-/p-Xylenes	Toluene-d8 (IS)	13.022	13.028	18,104	
o-Xylene	Toluene-d8 (IS)	13.530	13.530	8,113	

benzene-d6 (IS)

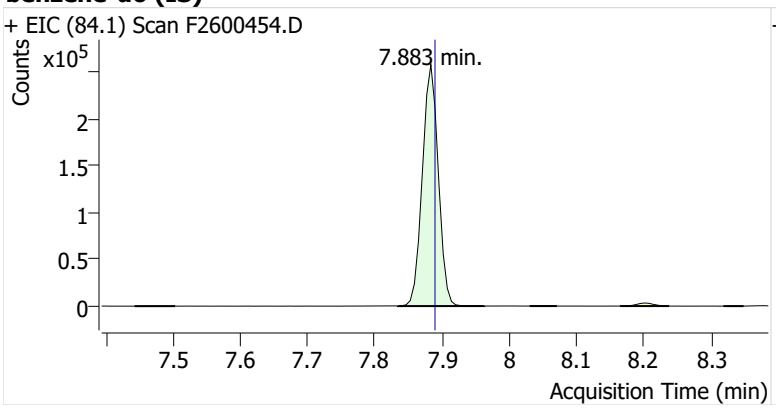

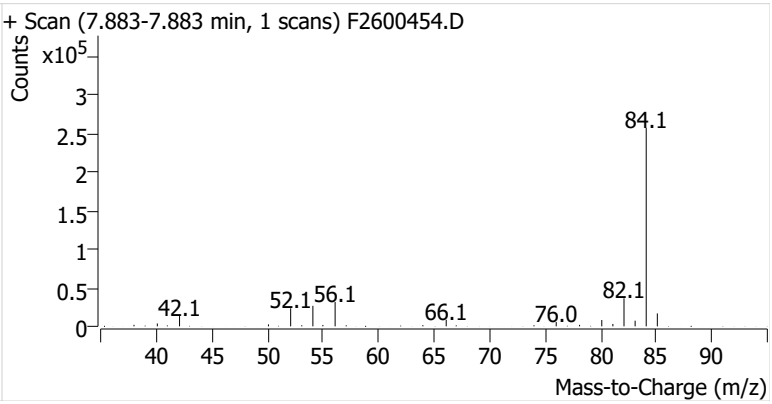

Benzene

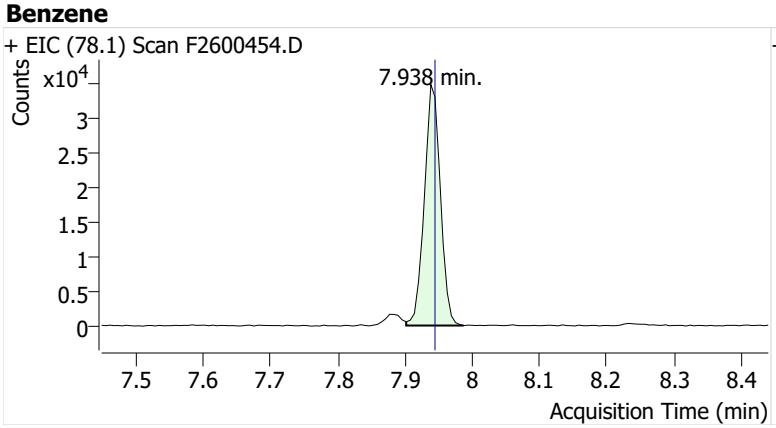

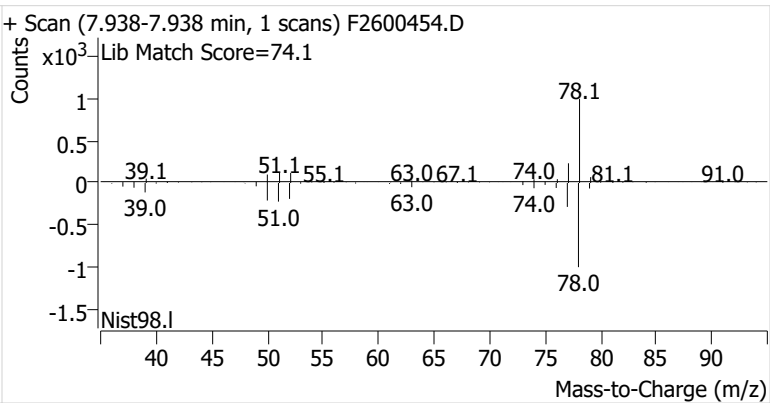

Toluene-d8 (IS)

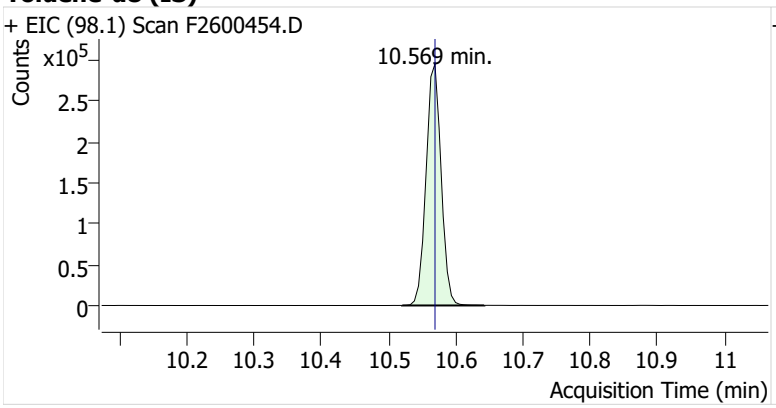

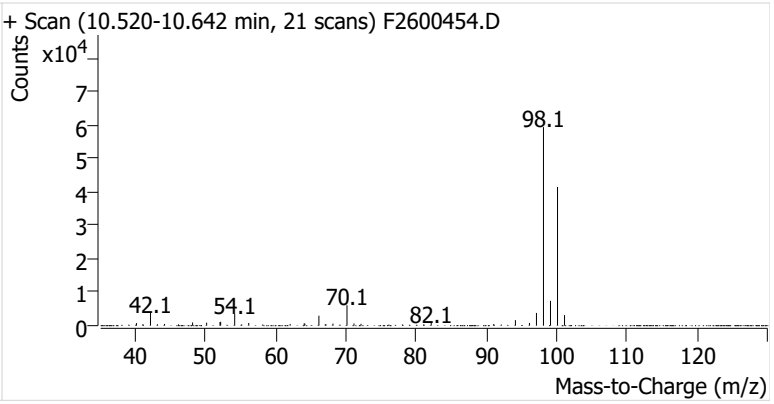

Toluene

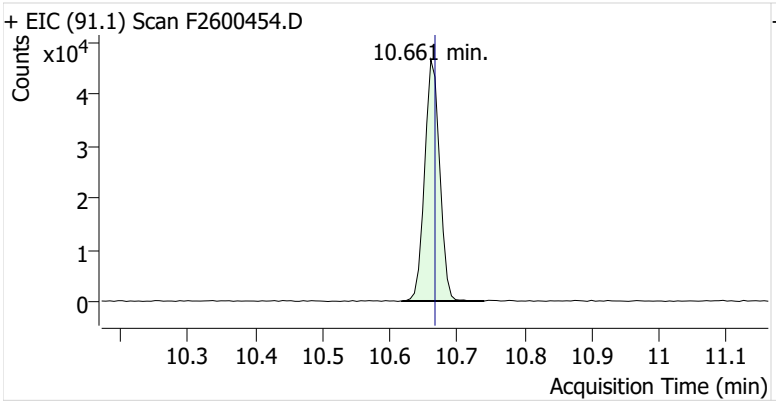

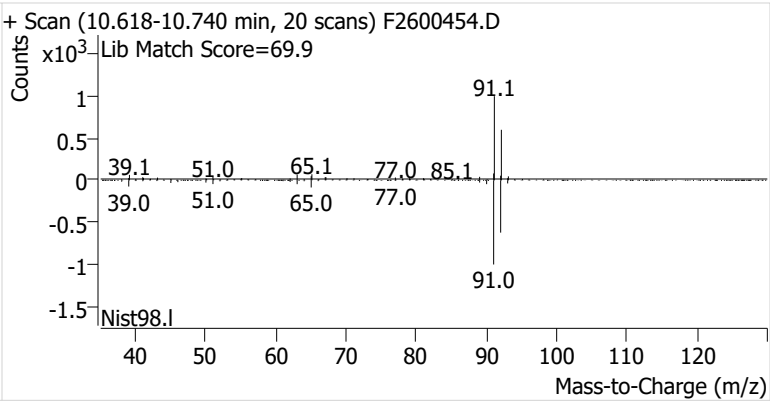

Ethylbenzene

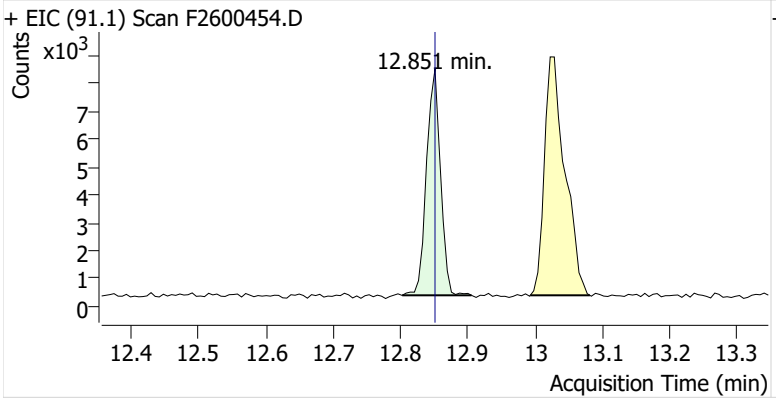

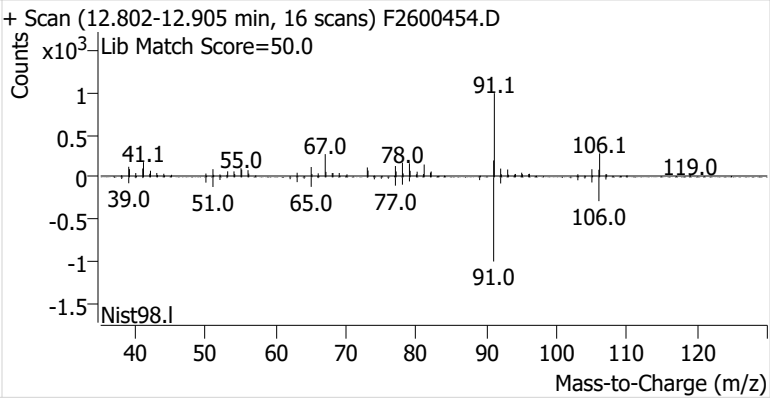

m-/p-Xylenes

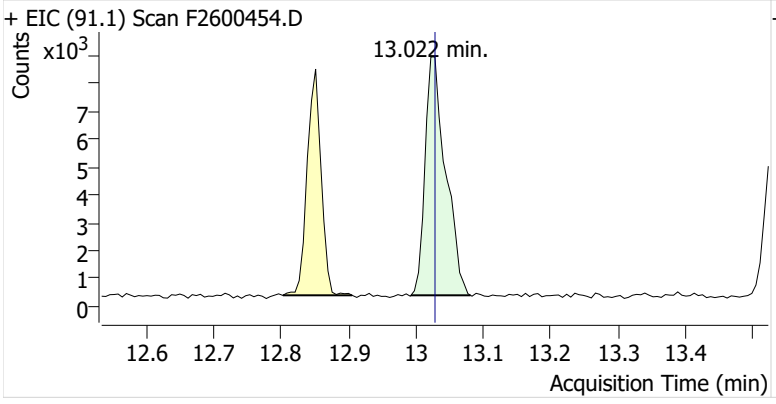

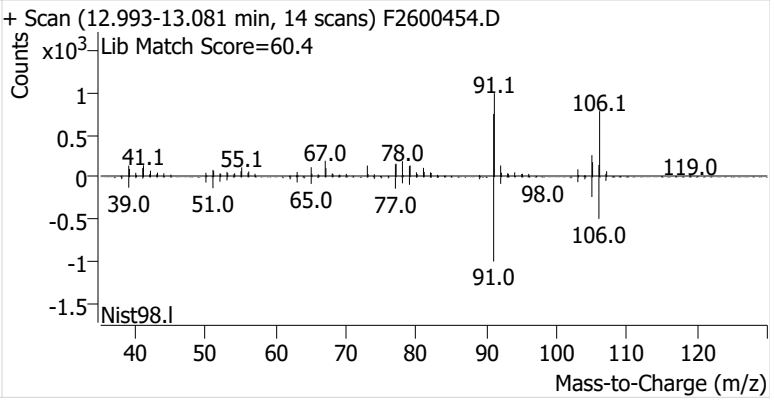

o-Xylene

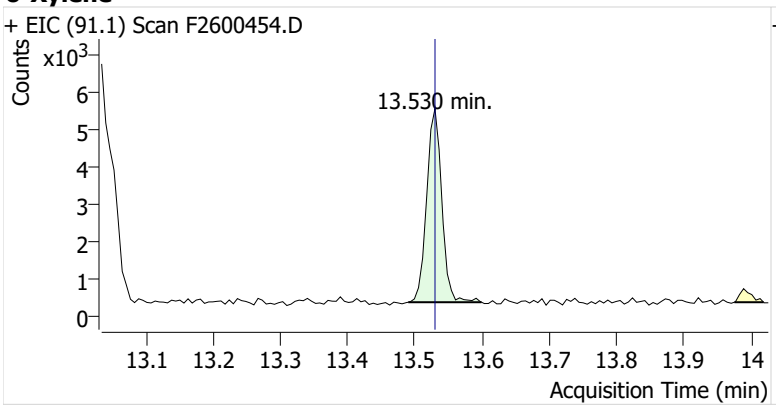
+ EIC (91.1) Scan F2600454.D
Counts
x10^3
6
5
4
3
2
1
0
13.530 min.
13.1
13.2
13.3
13.4
13.5
13.6
13.7
13.8
13.9
14
Acquisition Time (min)

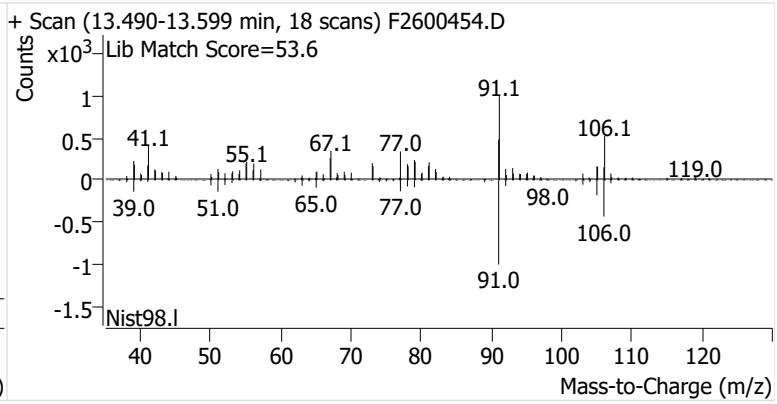
+ Scan (13.490-13.599 min, 18 scans) F2600454.D
Lib Match Score=53.6
Counts
x10^3
1
0.5
0
-0.5
-1
-1.5
91.1
41.1
55.1
67.1
77.0
106.1
119.0
39.0
51.0
65.0
77.0
98.0
106.0
91.0
Nist98.l
40
50
60
70
80
90
100
110
120
Mass-to-Charge (m/z)

Name	IRVSEA-2-D-20260106
Comment	C71580
Data File	F2600455.D
Acq. Date-Time	1/21/2026 4:09:59 PM
Acq. Method File	M325B-MTD
Tube Sorbent	Carbopack X
Analyze Quant Version	12.1
Report Quant Version	12.1

Sample Chromatogram

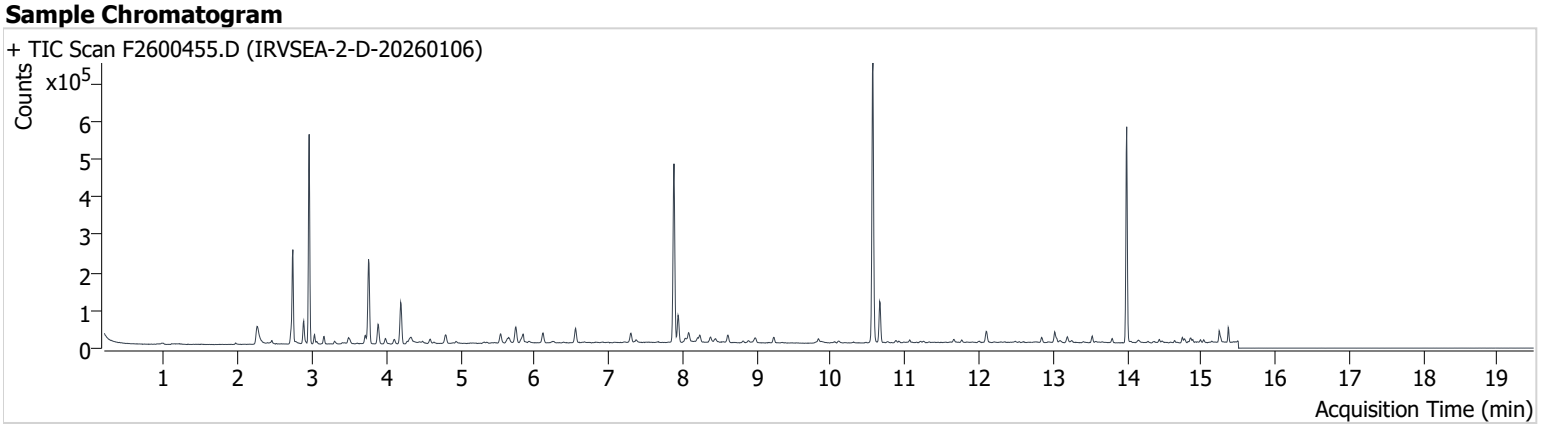

Name	ISTD	RT	ICAL RT	Resp.	Int. Flag
benzene-d6 (IS)		7.883	7.889	432,884	
Benzene	benzene-d6 (IS)	7.939	7.945	63,620	
Toluene-d8 (IS)		10.569	10.569	468,812	
Toluene	Toluene-d8 (IS)	10.661	10.667	73,919	
Ethylbenzene	Toluene-d8 (IS)	12.845	12.851	8,416	
m-/p-Xylenes	Toluene-d8 (IS)	13.022	13.028	19,873	
o-Xylene	Toluene-d8 (IS)	13.530	13.530	9,246	

benzene-d6 (IS)

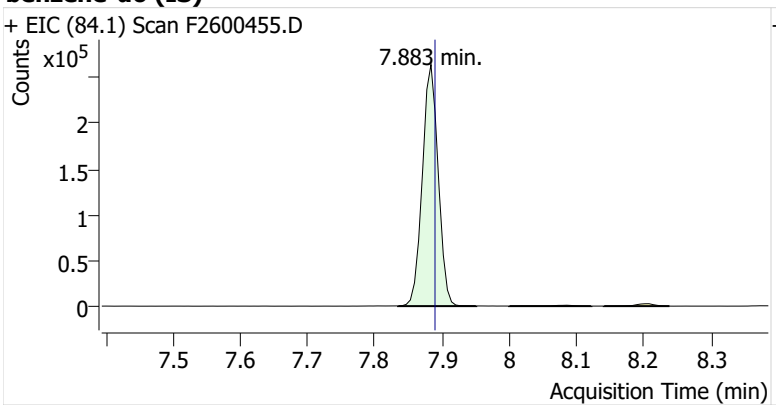

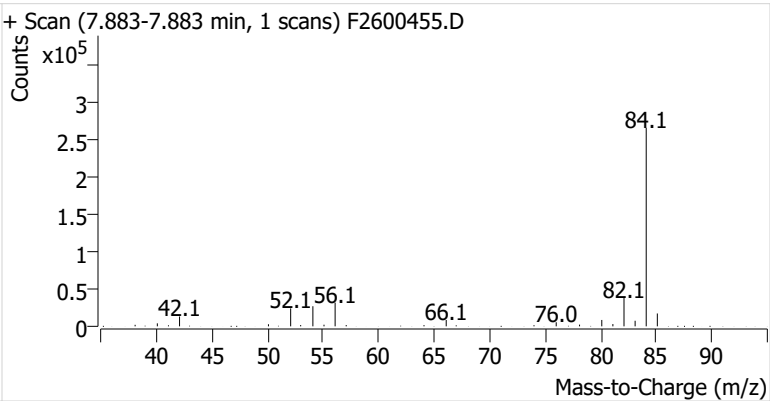

Benzene

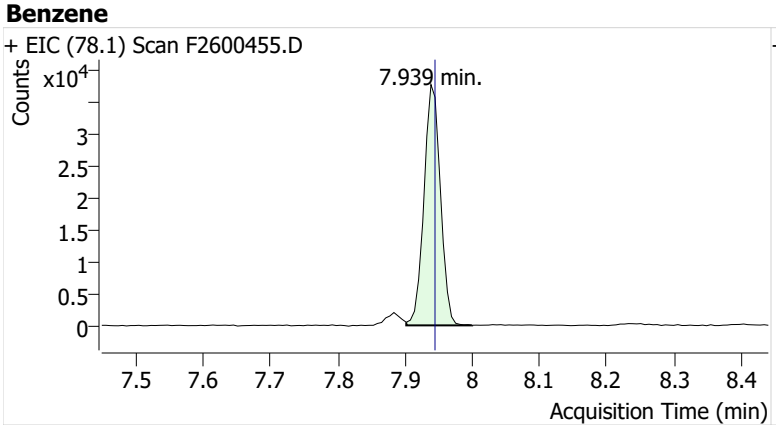

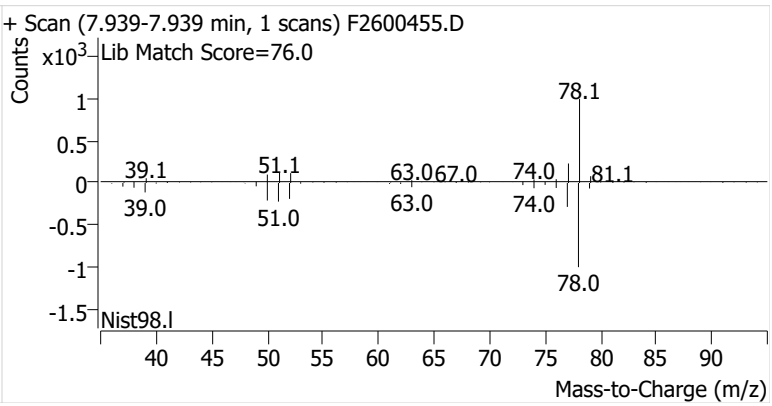

Toluene-d8 (IS)

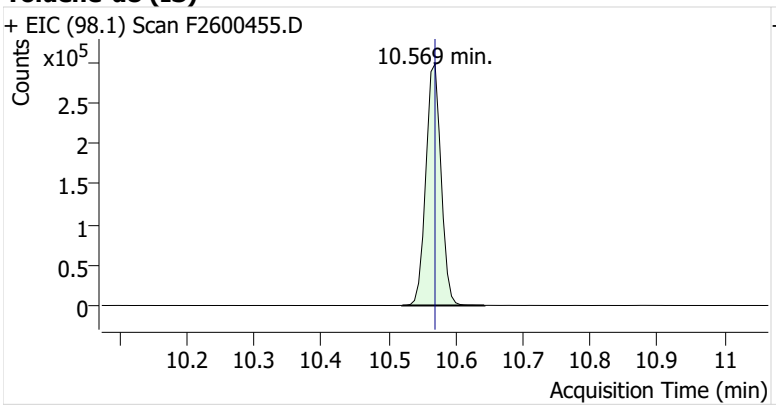

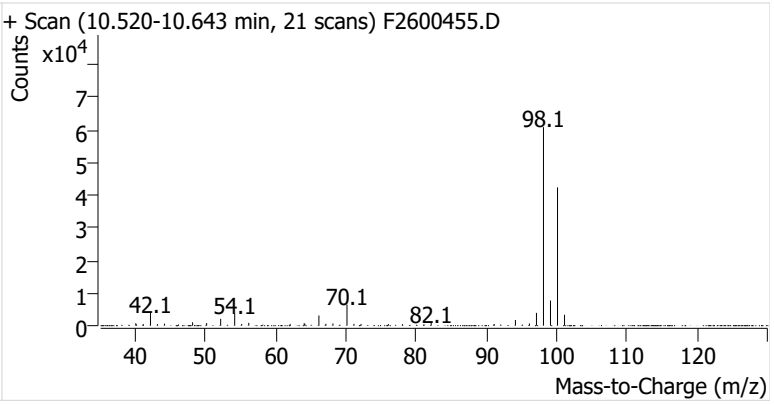

Toluene

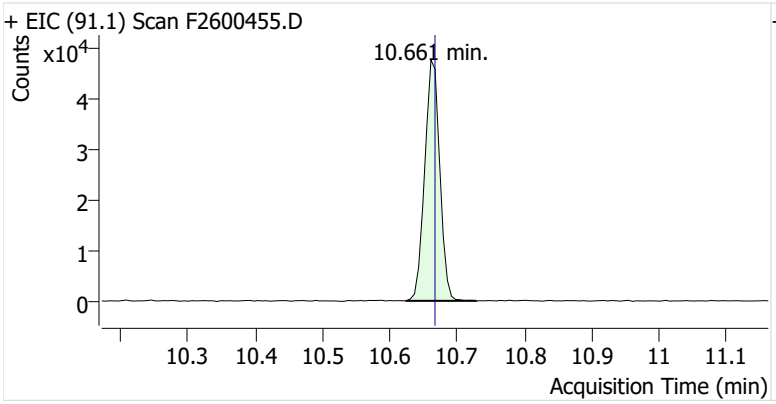

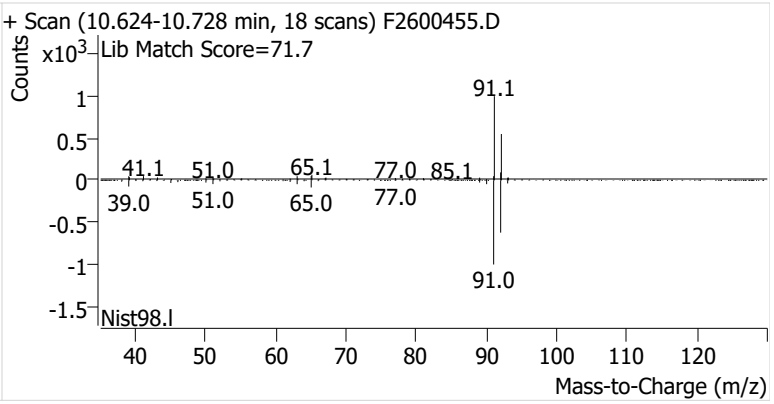

Ethylbenzene

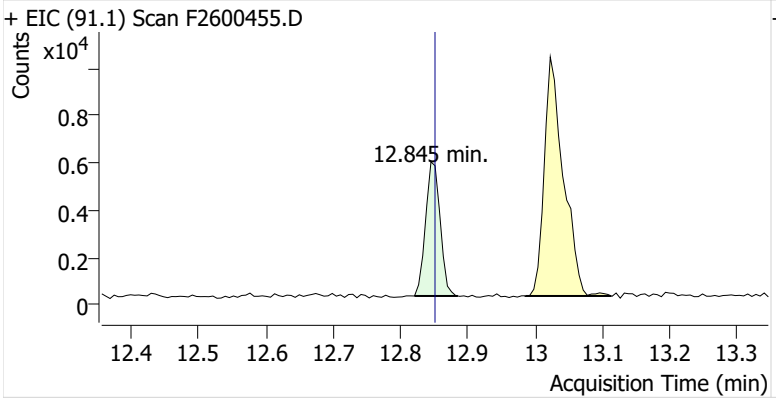

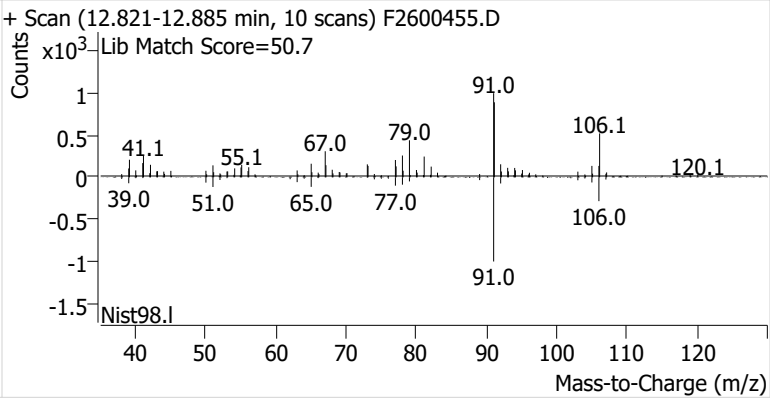

m-/p-Xylenes

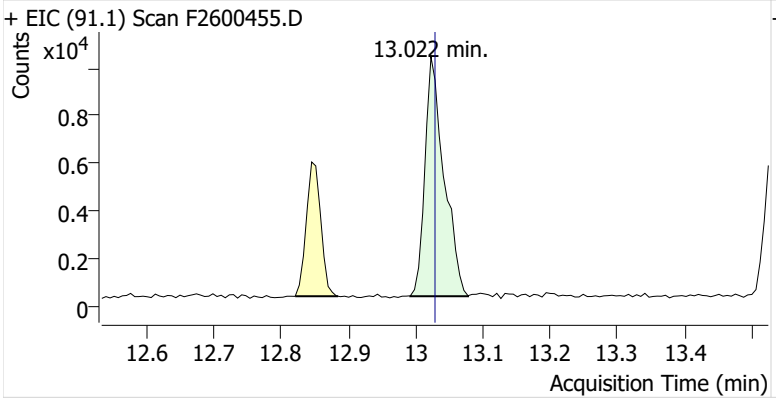

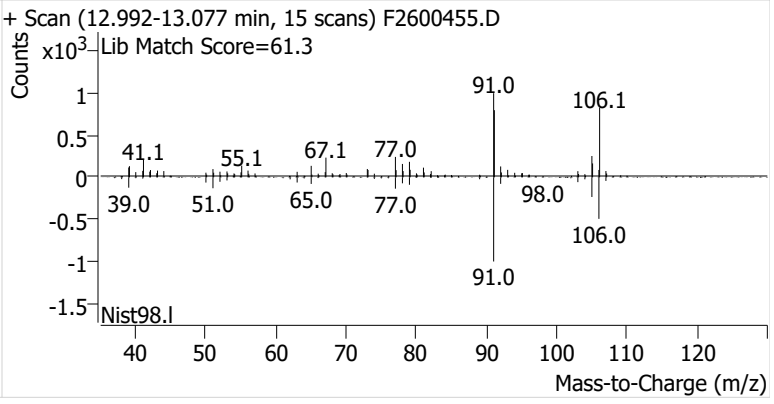

o-Xylene

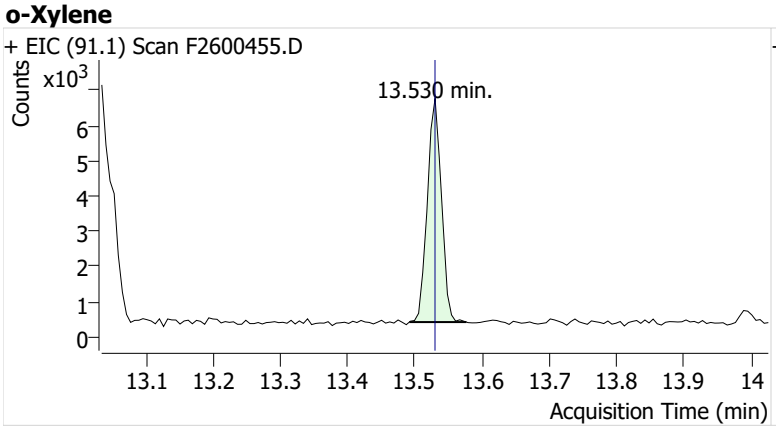
+ EIC (91.1) Scan F2600455.D
Counts
x10^3
13.530 min.
Acquisition Time (min)

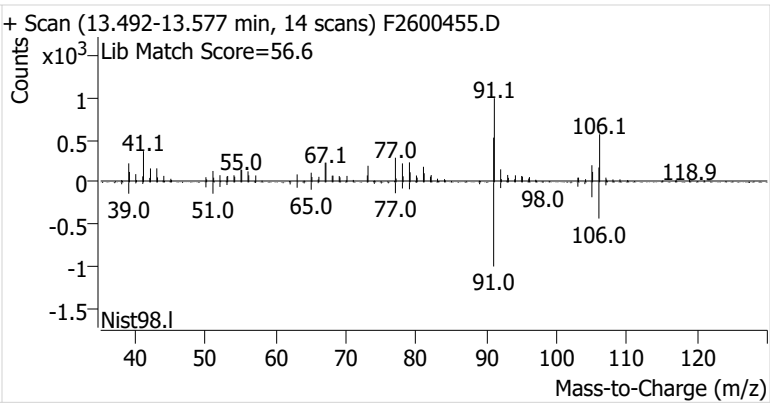
+ Scan (13.492-13.577 min, 14 scans) F2600455.D
Lib Match Score=56.6
Counts
x10^3
Nist98.l
Mass-to-Charge (m/z)

Name	IRVSEA-3-S-20260106
Comment	B46813
Data File	F2600456.D
Acq. Date-Time	1/21/2026 4:35:32 PM
Acq. Method File	M325B-MTD
Tube Sorbent	Carbopack X
Analyze Quant Version	12.1
Report Quant Version	12.1

Sample Chromatogram

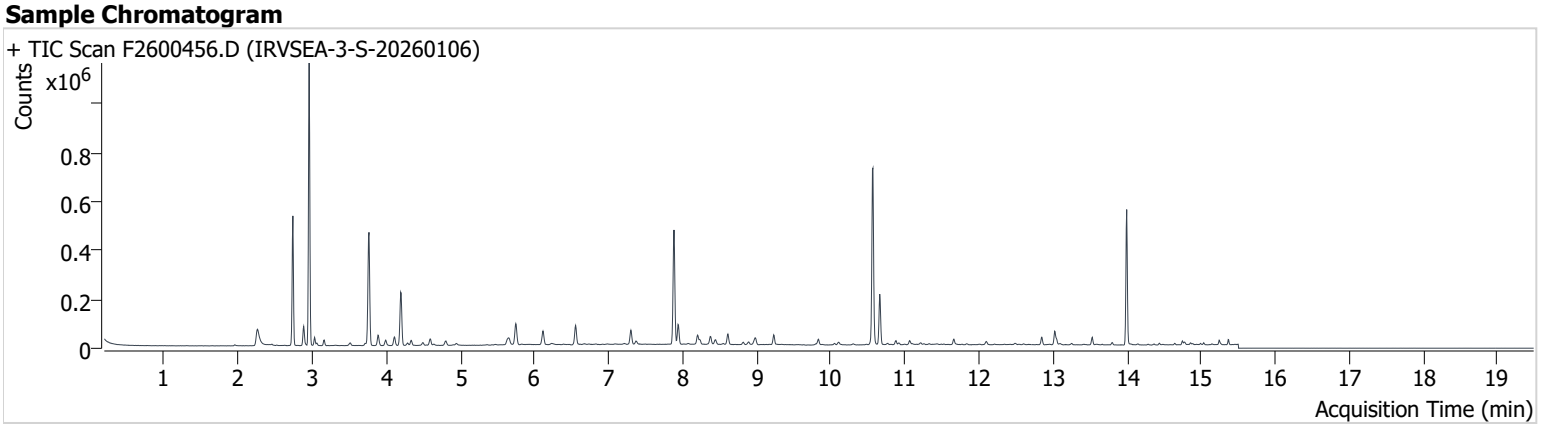

Name	ISTD	RT	ICAL RT	Resp.	Int. Flag
benzene-d6 (IS)		7.883	7.889	434,736	
Benzene	benzene-d6 (IS)	7.938	7.945	72,575	
Toluene-d8 (IS)		10.569	10.569	467,982	
Toluene	Toluene-d8 (IS)	10.661	10.667	136,658	
Ethylbenzene	Toluene-d8 (IS)	12.851	12.851	21,543	
m-/p-Xylenes	Toluene-d8 (IS)	13.022	13.028	41,221	
o-Xylene	Toluene-d8 (IS)	13.530	13.530	16,916	

benzene-d6 (IS)

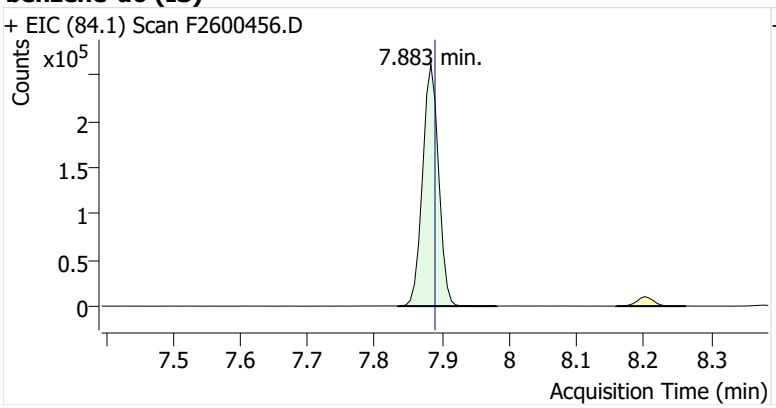

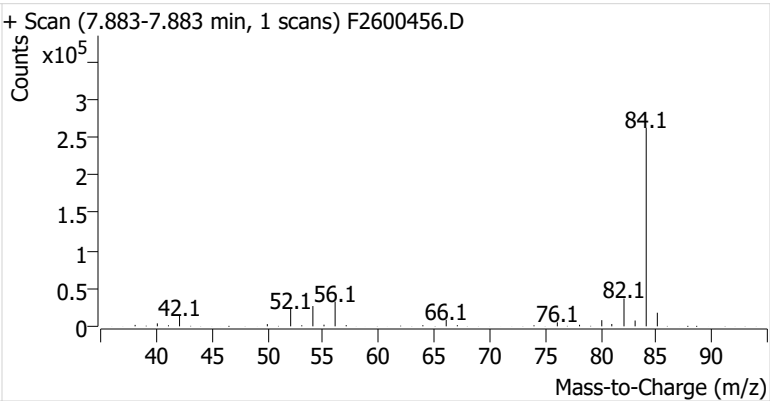

Benzene

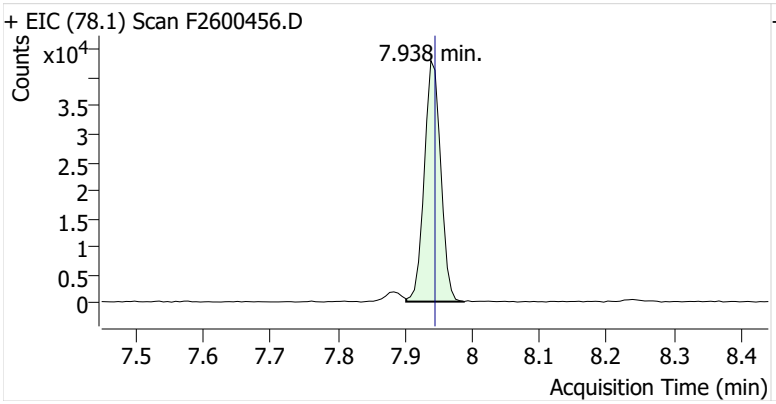

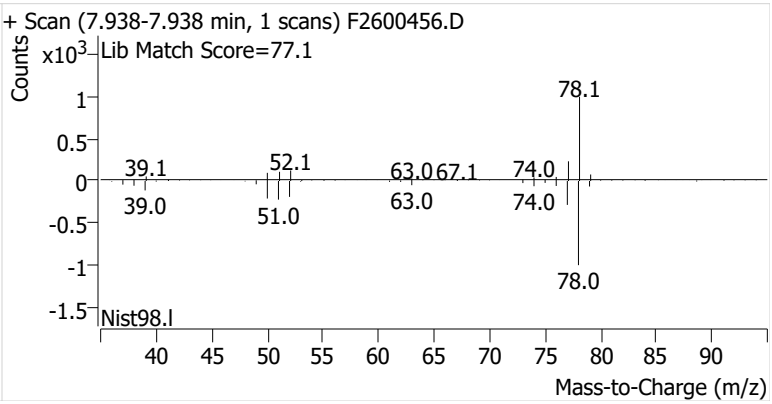

Toluene-d8 (IS)

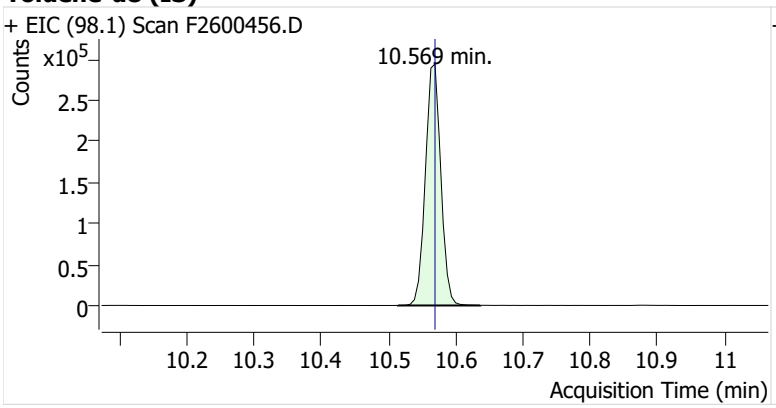

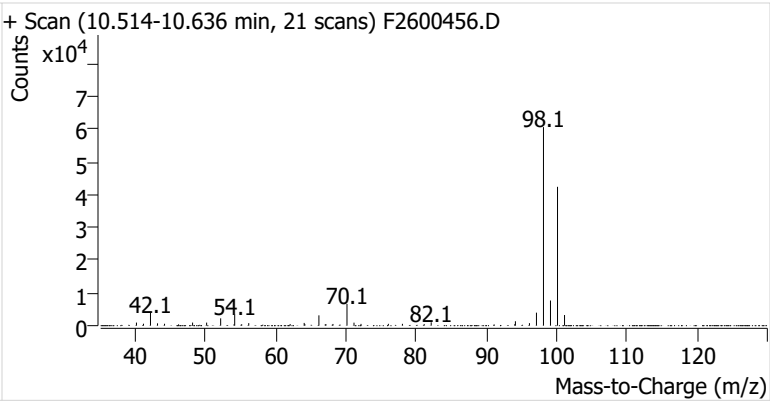

Toluene

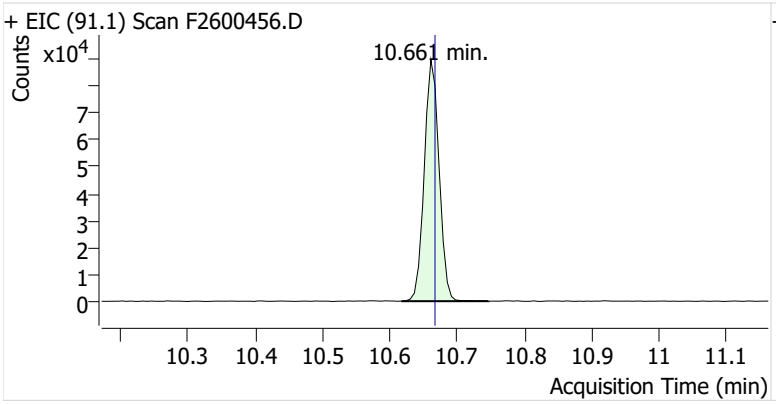

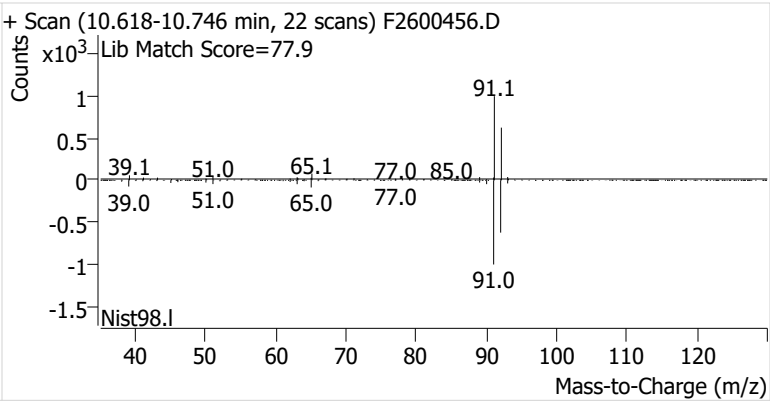

Ethylbenzene

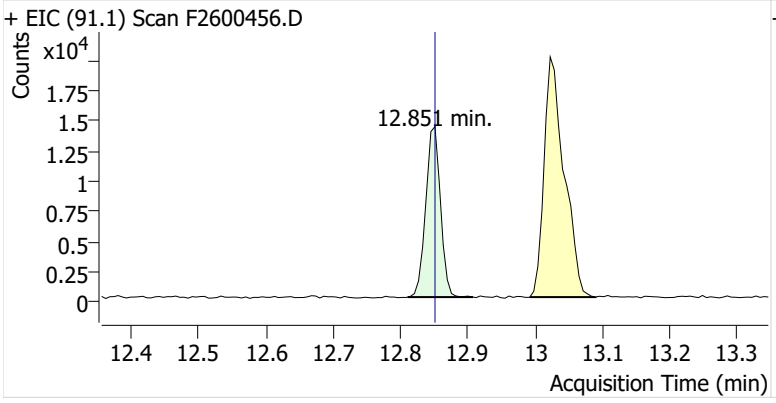

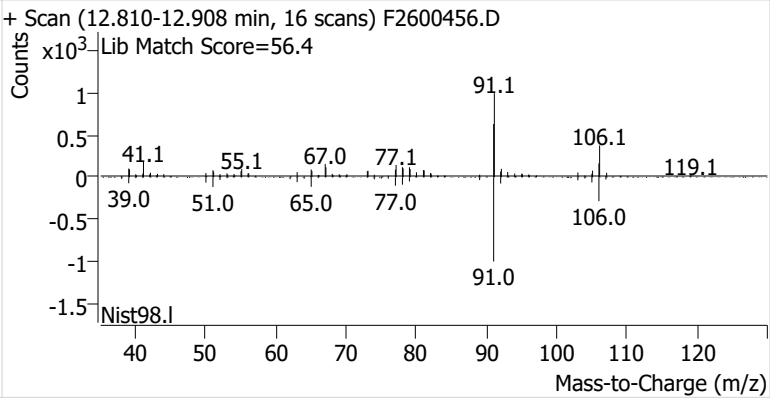

m-/p-Xylenes

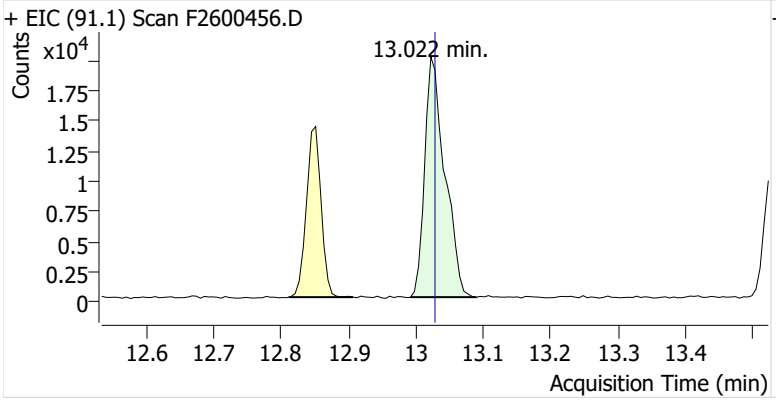

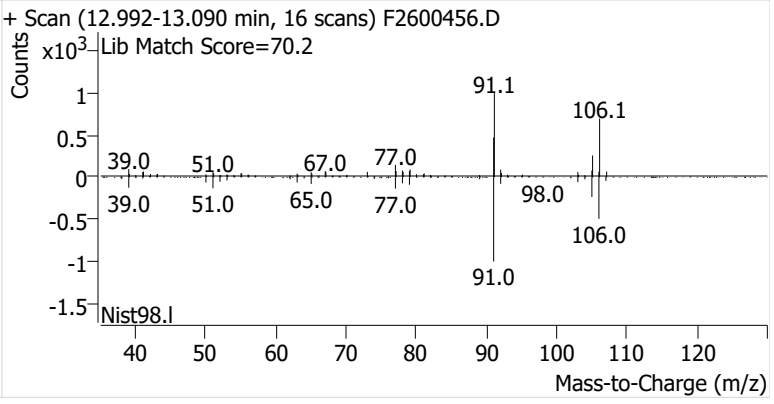

o-Xylene

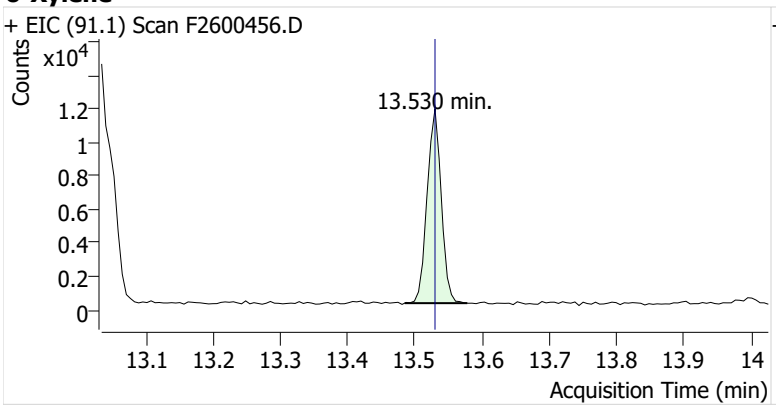
+ EIC (91.1) Scan F2600456.D
Counts
x10^4
13.530 min.
Acquisition Time (min)

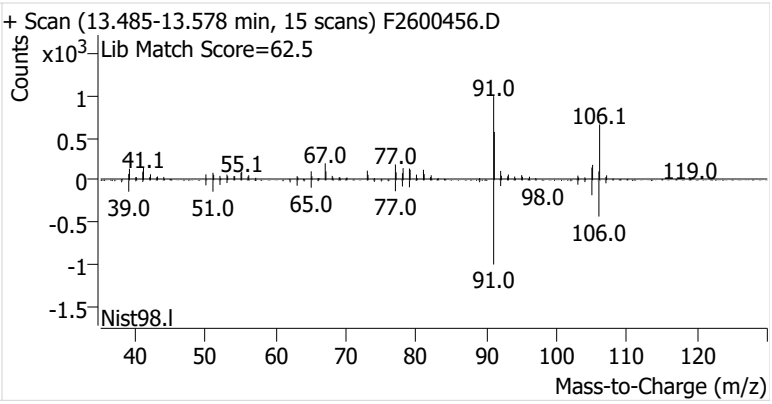
+ Scan (13.485-13.578 min, 15 scans) F2600456.D
Counts
x10^3
Lib Match Score=62.5
91.0
106.1
41.1
55.1
67.0
77.0
119.0
39.0
51.0
65.0
77.0
98.0
106.0
91.0
Nist98.l
Mass-to-Charge (m/z)

Name	IRVSEA-4-S-20260106
Comment	C39252
Data File	F2600457.D
Acq. Date-Time	1/21/2026 5:00:51 PM
Acq. Method File	M325B-MTD
Tube Sorbent	Carbopack X
Analyze Quant Version	12.1
Report Quant Version	12.1

Sample Chromatogram

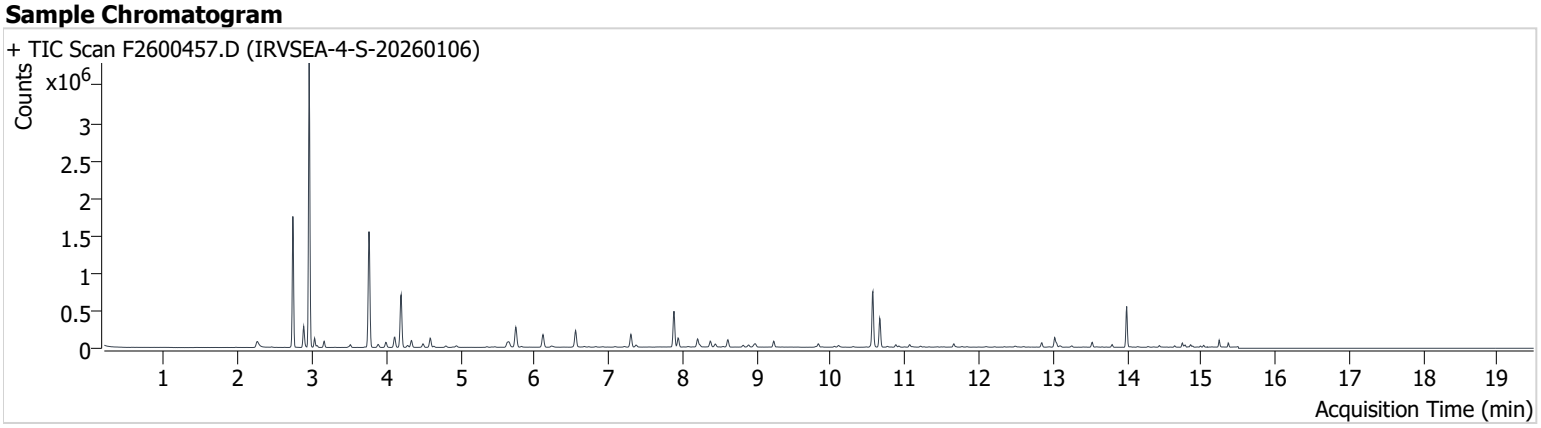

Name	ISTD	RT	ICAL RT	Resp.	Int. Flag
benzene-d6 (IS)		7.883	7.889	437,678	
Benzene	benzene-d6 (IS)	7.938	7.945	108,944	
Toluene-d8 (IS)		10.569	10.569	469,728	
Toluene	Toluene-d8 (IS)	10.661	10.667	260,680	
Ethylbenzene	Toluene-d8 (IS)	12.851	12.851	40,093	
m-/p-Xylenes	Toluene-d8 (IS)	13.022	13.028	95,397	
o-Xylene	Toluene-d8 (IS)	13.530	13.530	37,125	

benzene-d6 (IS)

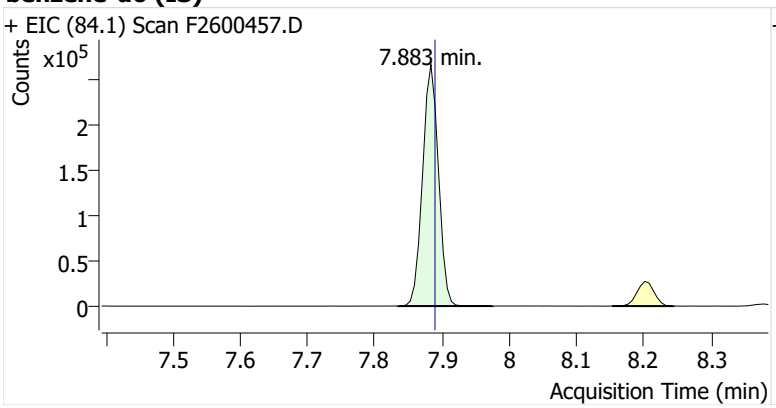

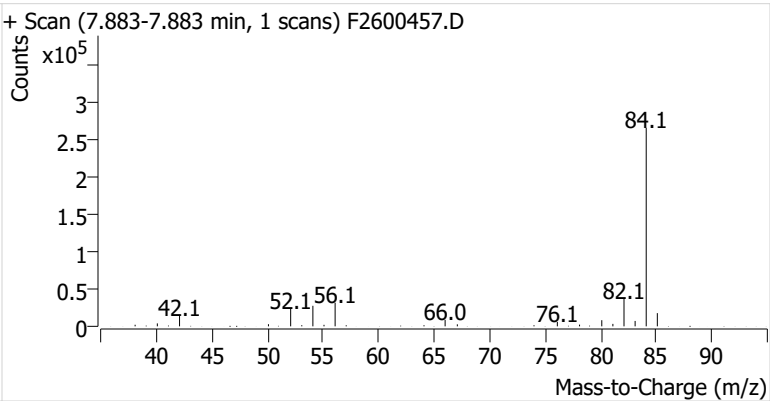

Benzene

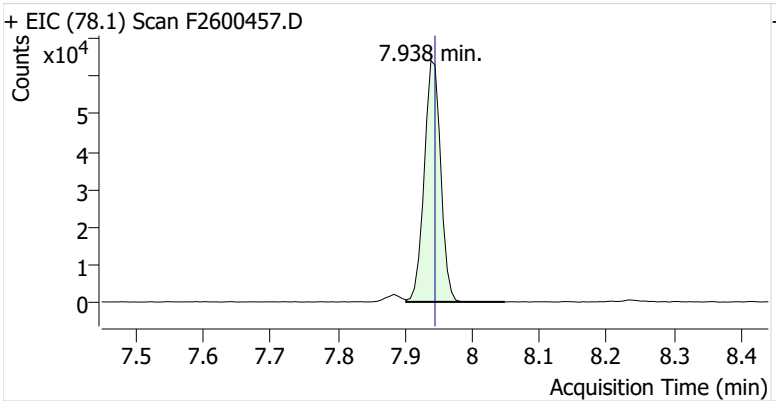

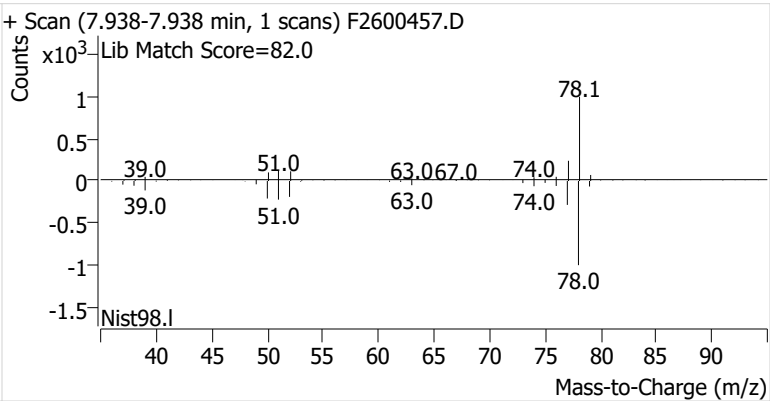

Toluene-d8 (IS)

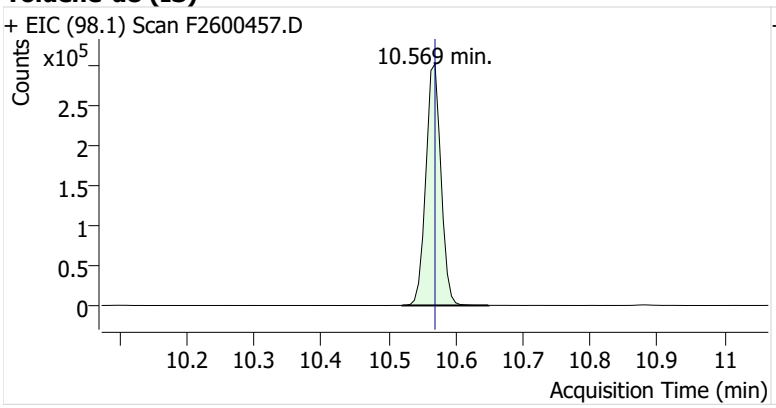

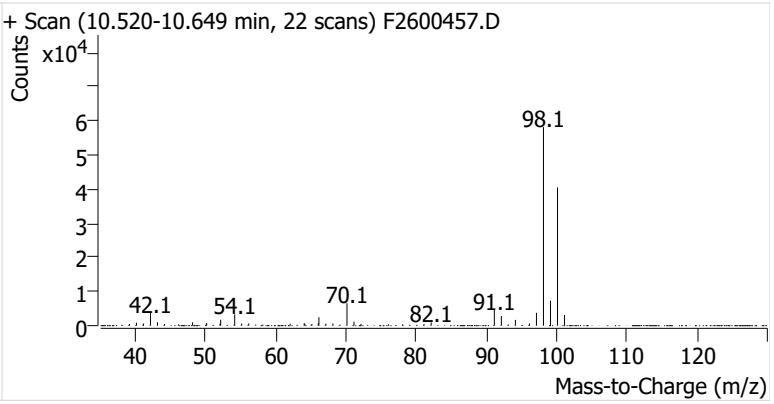

Toluene

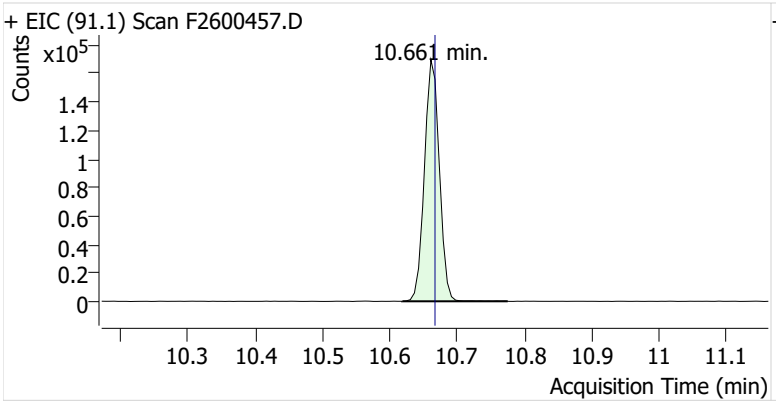

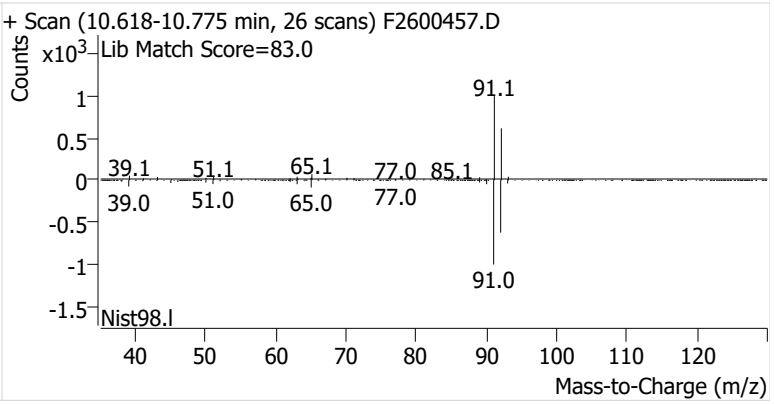

Ethylbenzene

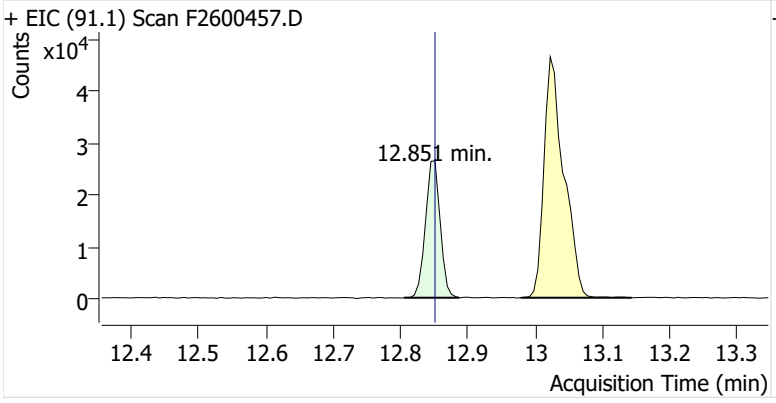

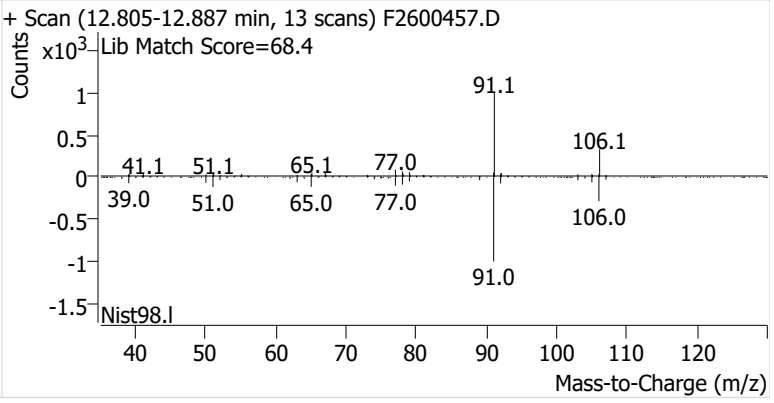

m-/p-Xylenes

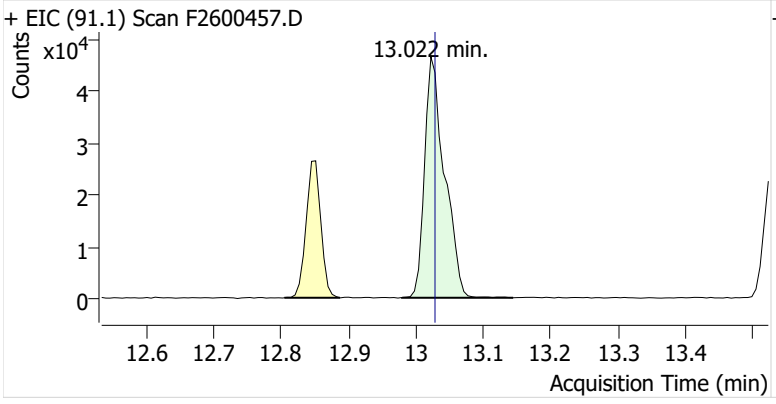

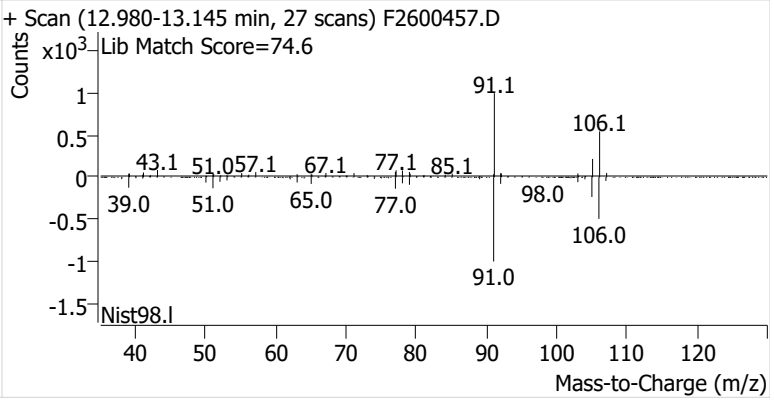

o-Xylene

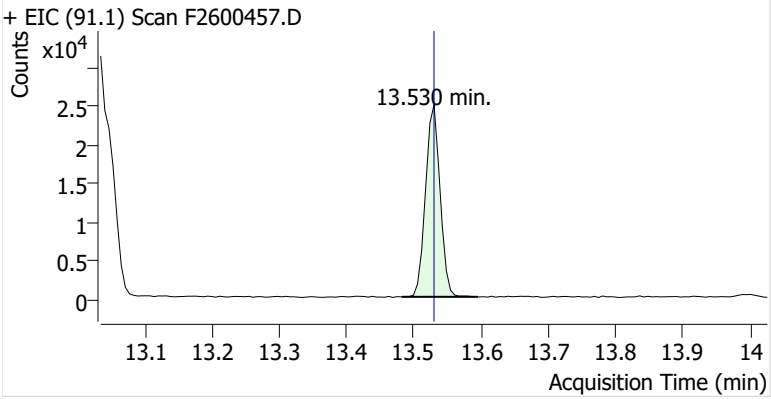
+ EIC (91.1) Scan F2600457.D
Counts
x10^4
13.530 min.
2.5
2
1.5
1
0.5
0
13.1 13.2 13.3 13.4 13.5 13.6 13.7 13.8 13.9 14
Acquisition Time (min)

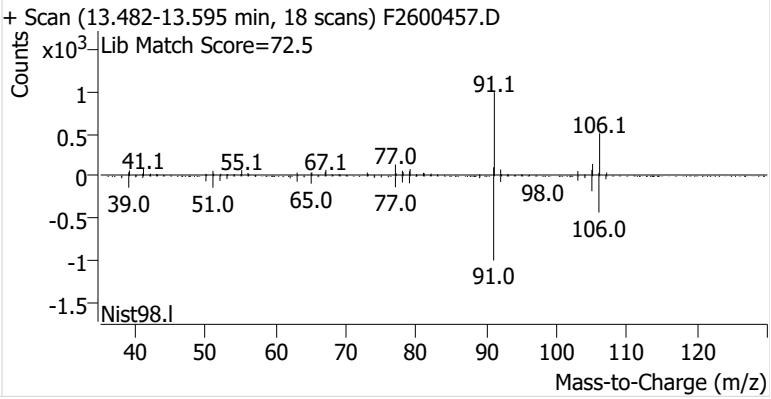
+ Scan (13.482-13.595 min, 18 scans) F2600457.D
Counts
x10^3
Lib Match Score=72.5
91.1
106.1
41.1
55.1
67.1
77.0
98.0
39.0
51.0
65.0
77.0
106.0
91.0
1
0.5
0
-0.5
-1
-1.5
Nist98.l
40 50 60 70 80 90 100 110 120
Mass-to-Charge (m/z)

Name	IRVSEA-5-S-20260106
Comment	C31347
Data File	F2600458.D
Acq. Date-Time	1/21/2026 5:26:17 PM
Acq. Method File	M325B-MTD
Tube Sorbent	Carbopack X
Analyze Quant Version	12.1
Report Quant Version	12.1

Sample Chromatogram

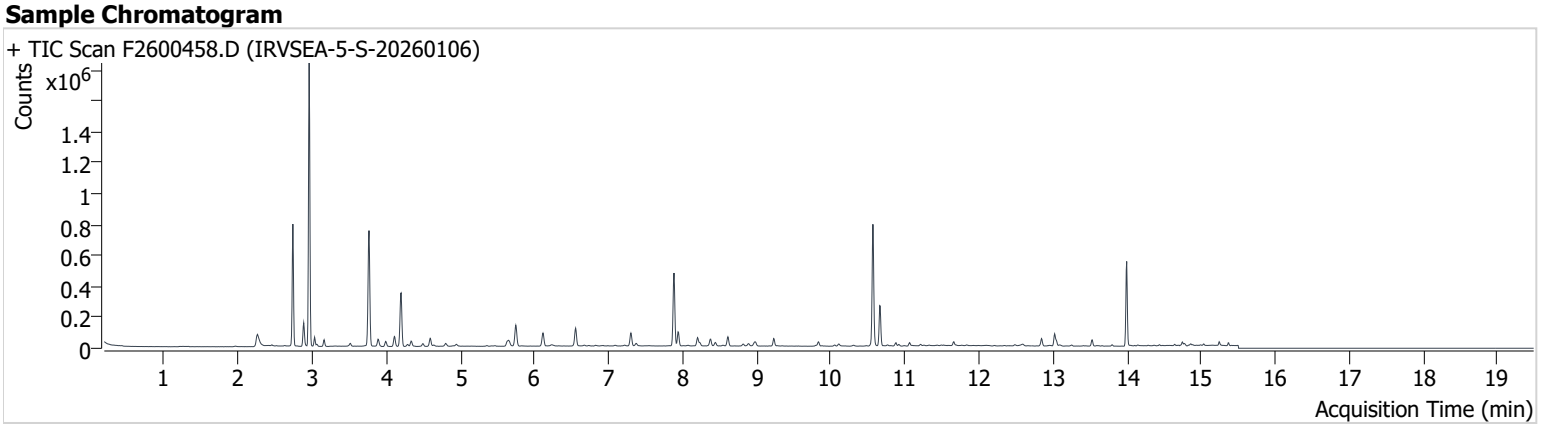

Name	ISTD	RT	ICAL RT	Resp.	Int. Flag
benzene-d6 (IS)		7.883	7.889	435,511	
Benzene	benzene-d6 (IS)	7.938	7.945	81,879	
Toluene-d8 (IS)		10.569	10.569	483,643	
Toluene	Toluene-d8 (IS)	10.661	10.667	180,023	
Ethylbenzene	Toluene-d8 (IS)	12.845	12.851	30,852	
m-/p-Xylenes	Toluene-d8 (IS)	13.022	13.028	58,868	
o-Xylene	Toluene-d8 (IS)	13.524	13.530	23,544	

benzene-d6 (IS)

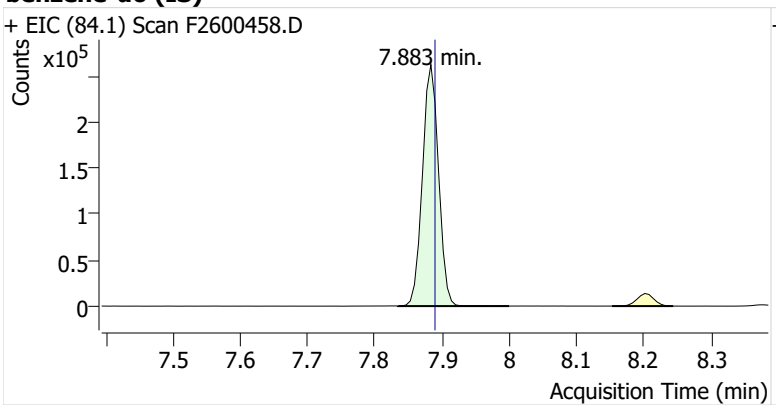

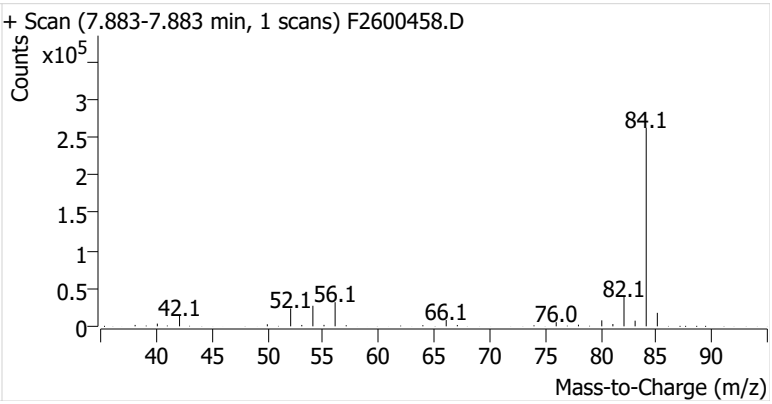

Benzene

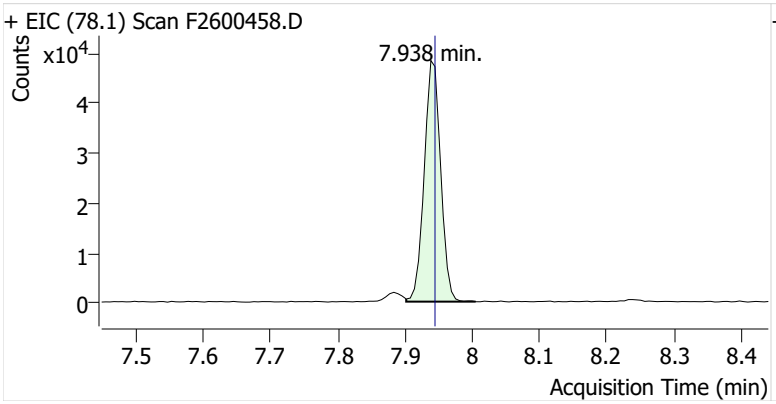

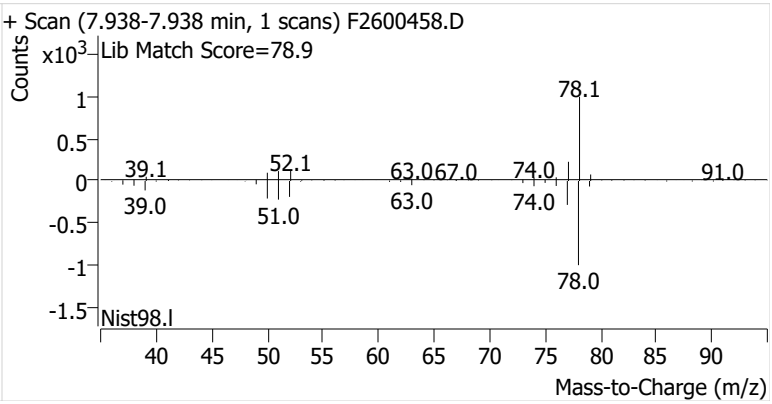

Toluene-d8 (IS)

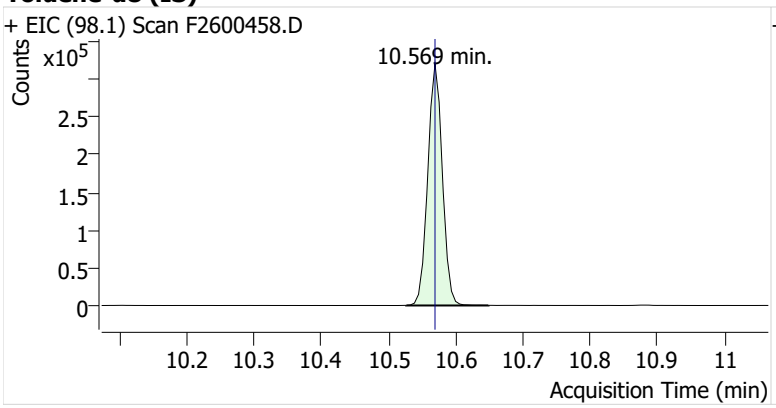

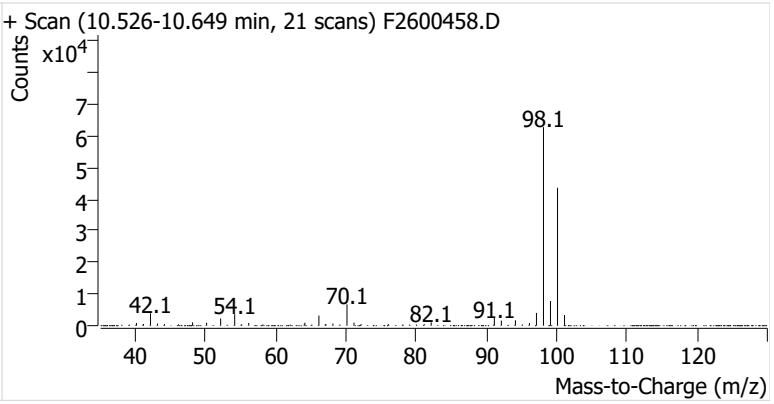

Toluene

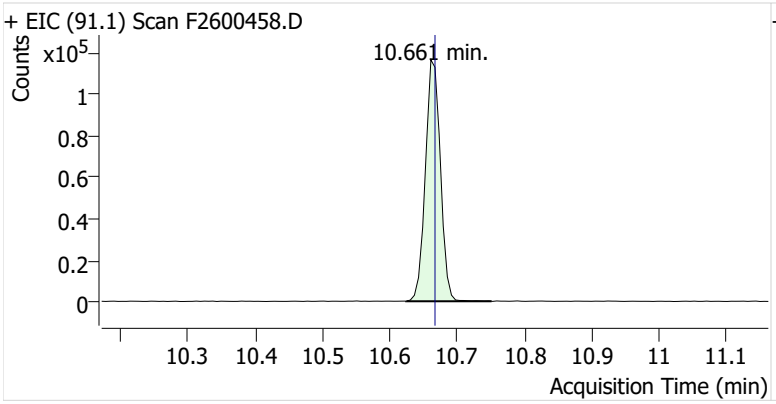

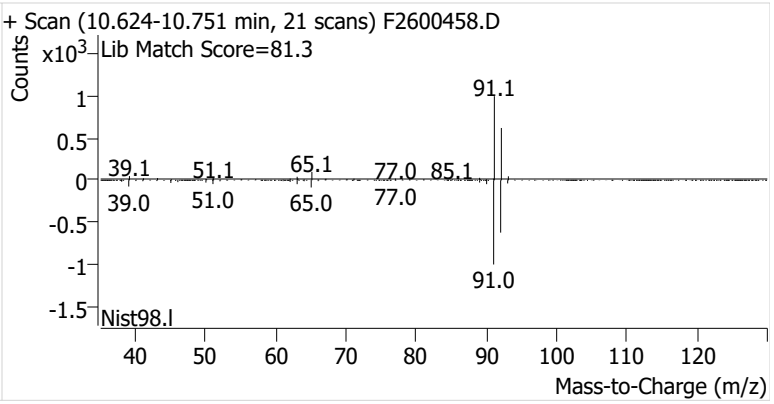

Ethylbenzene

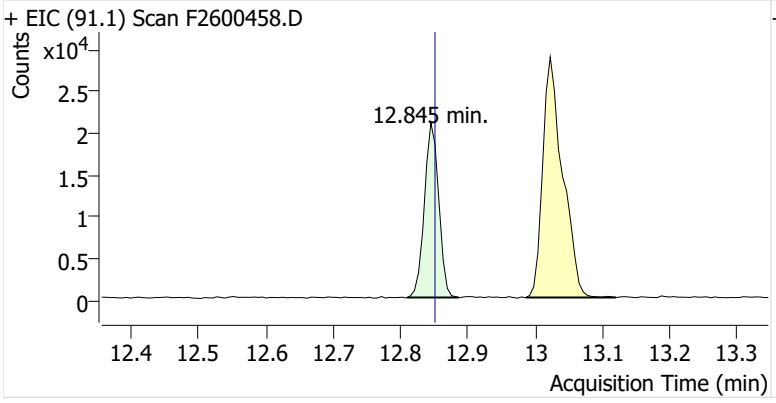

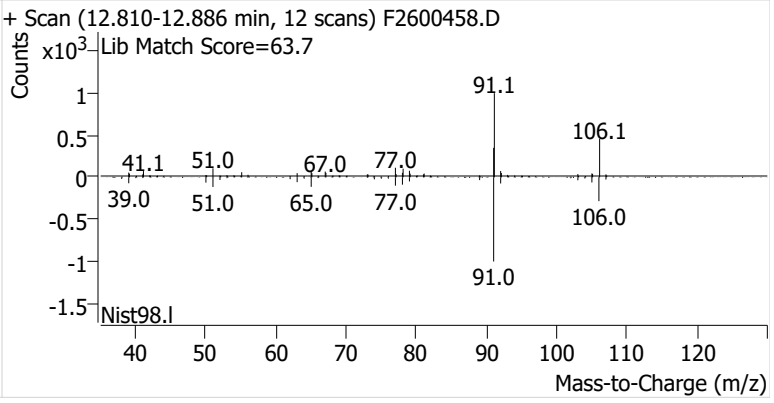

m-/p-Xylenes

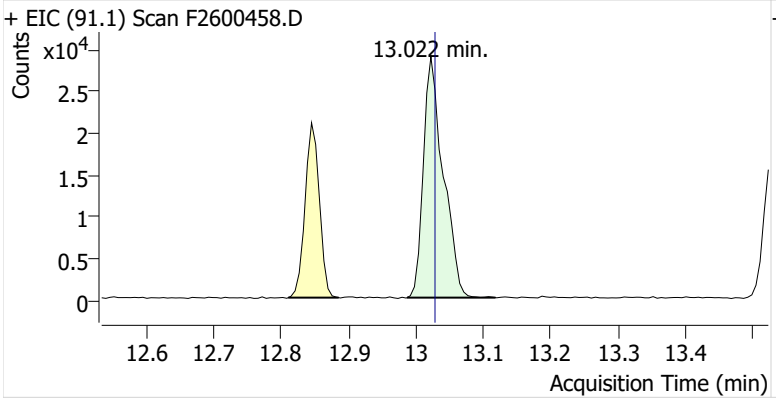

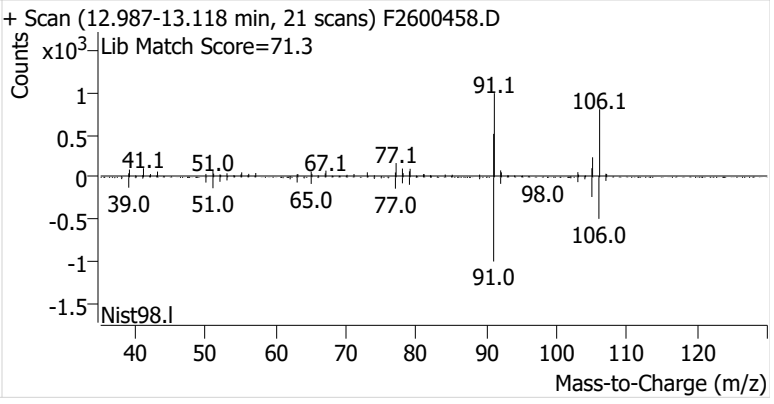

o-Xylene

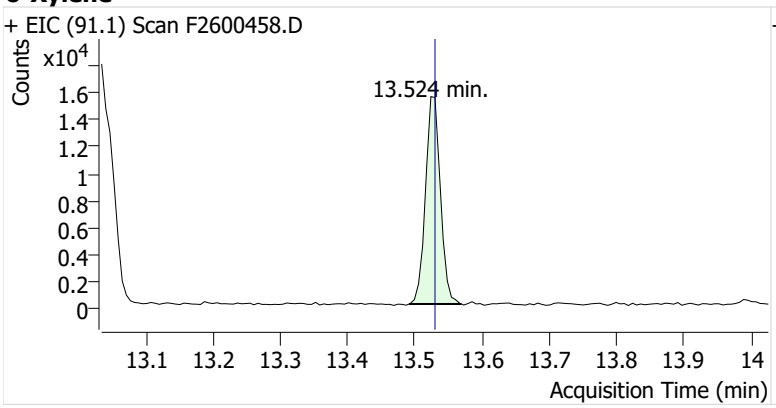
+ EIC (91.1) Scan F2600458.D
Counts
x10^4
1.6
1.4
1.2
1
0.8
0.6
0.4
0.2
0
13.524 min.
13.1
13.2
13.3
13.4
13.5
13.6
13.7
13.8
13.9
14
Acquisition Time (min)

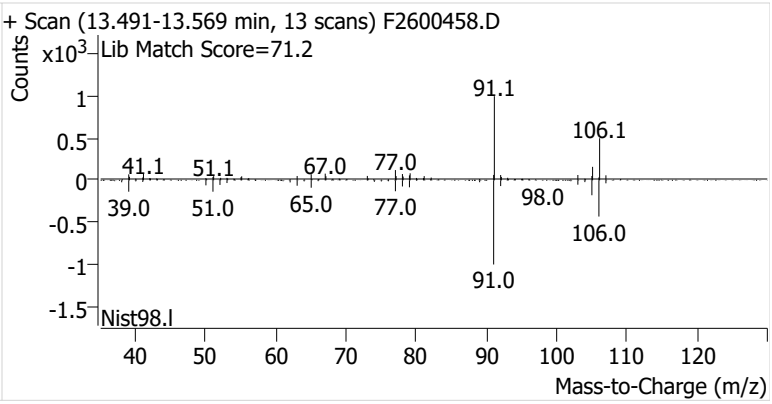
+ Scan (13.491-13.569 min, 13 scans) F2600458.D
Counts
x10^3
Lib Match Score=71.2
1
0.5
0
-0.5
-1
-1.5
91.1
106.1
41.1
51.1
67.0
77.0
98.0
39.0
51.0
65.0
77.0
106.0
91.0
Nist98.l
40
50
60
70
80
90
100
110
120
Mass-to-Charge (m/z)

Name	IRVSEA-6-S-20260106
Comment	C43913
Data File	F2600459.D
Acq. Date-Time	1/21/2026 5:52:30 PM
Acq. Method File	M325B-MTD
Tube Sorbent	Carbopack X
Analyze Quant Version	12.1
Report Quant Version	12.1

Sample Chromatogram

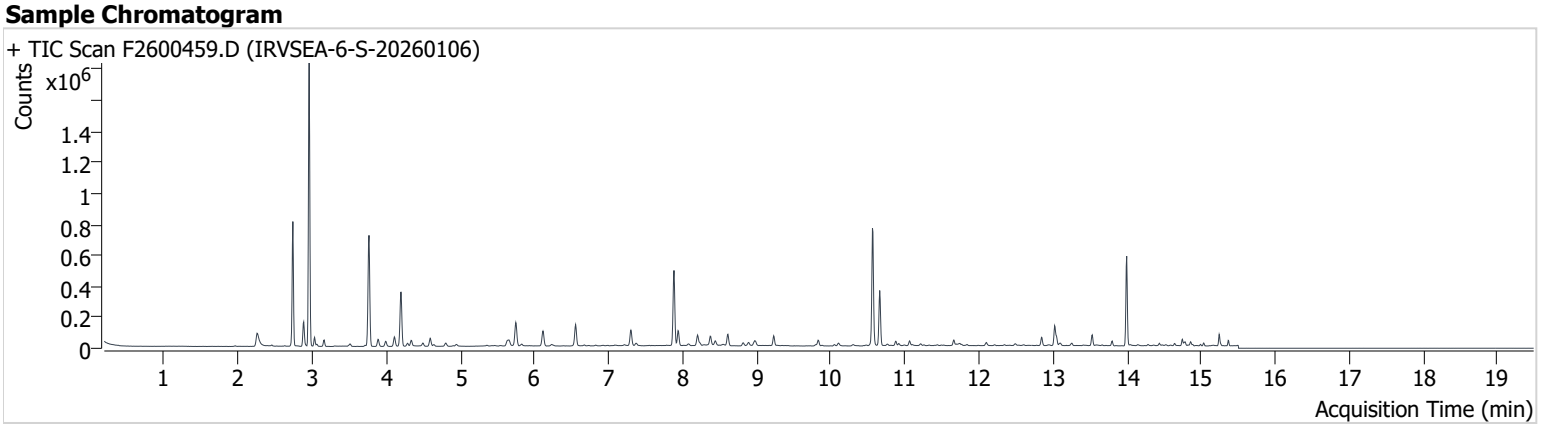

Name	ISTD	RT	ICAL RT	Resp.	Int. Flag
benzene-d6 (IS)		7.883	7.889	446,141	
Benzene	benzene-d6 (IS)	7.938	7.945	84,478	
Toluene-d8 (IS)		10.563	10.569	477,541	
Toluene	Toluene-d8 (IS)	10.661	10.667	237,677	
Ethylbenzene	Toluene-d8 (IS)	12.845	12.851	36,900	
m-/p-Xylenes	Toluene-d8 (IS)	13.022	13.028	97,734	
o-Xylene	Toluene-d8 (IS)	13.530	13.530	39,523	

benzene-d6 (IS)

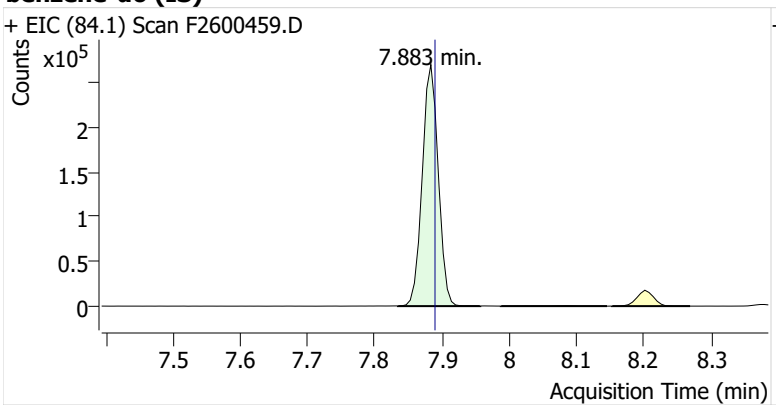

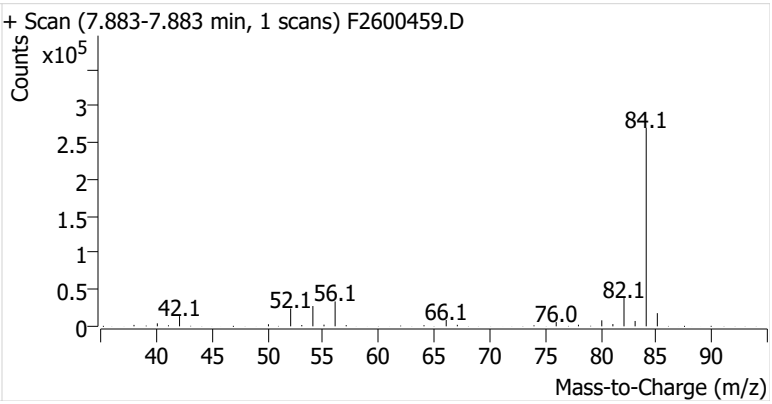

Benzene

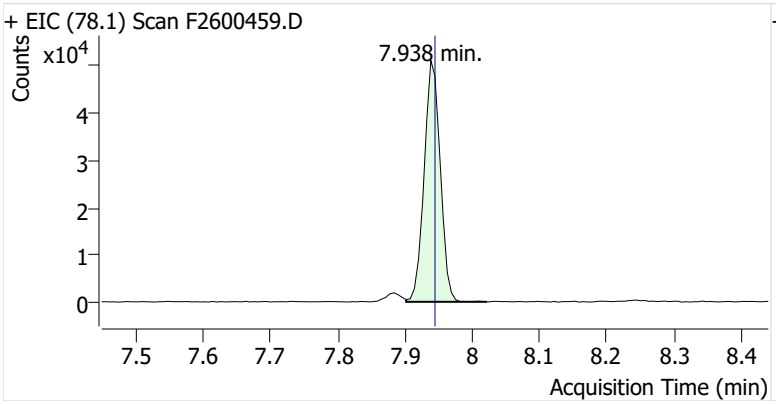

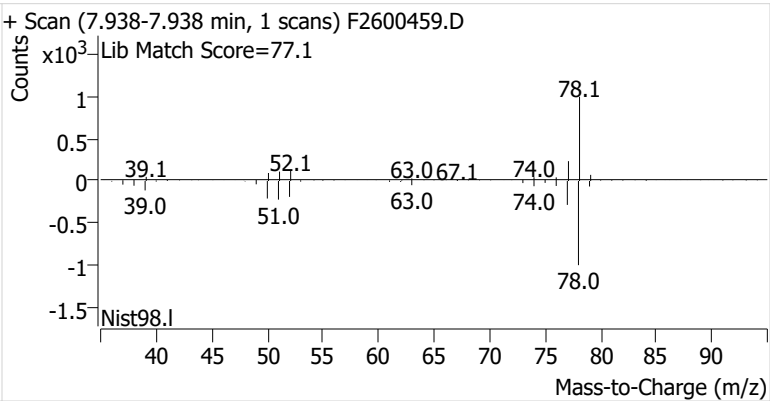

Toluene-d8 (IS)

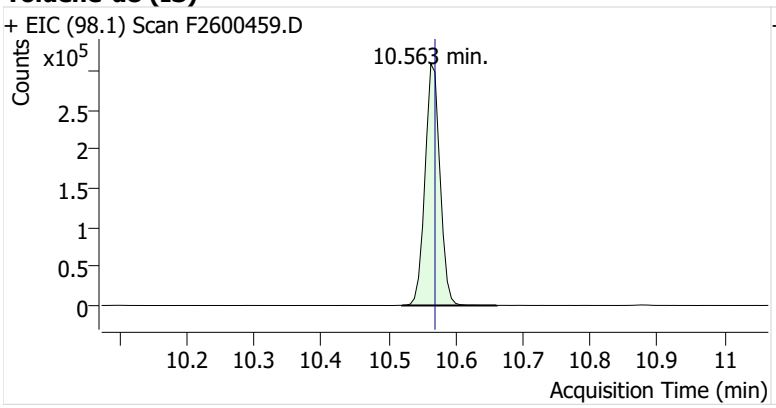

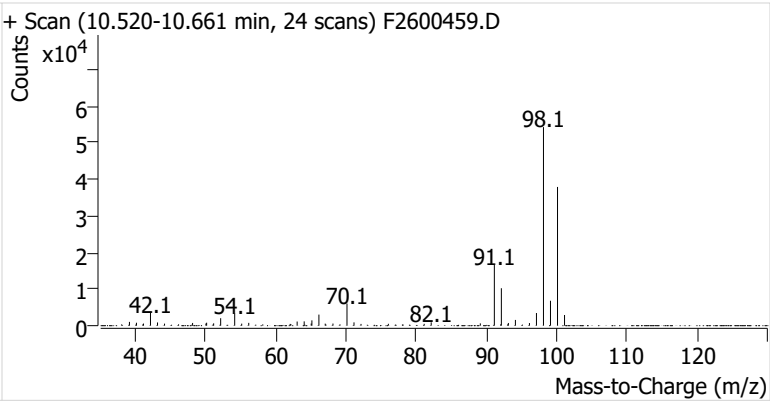

Toluene

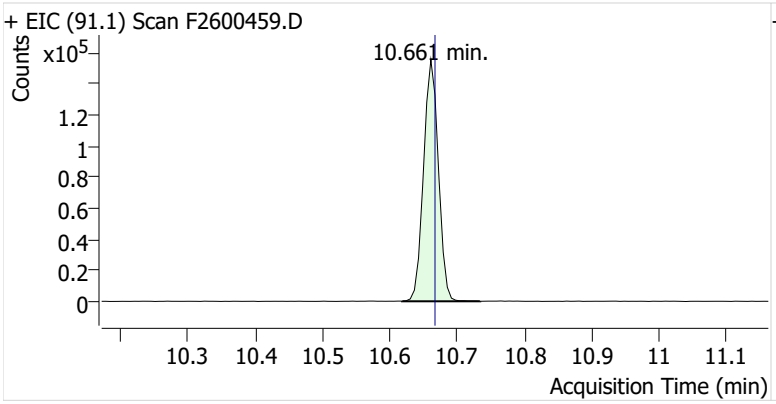

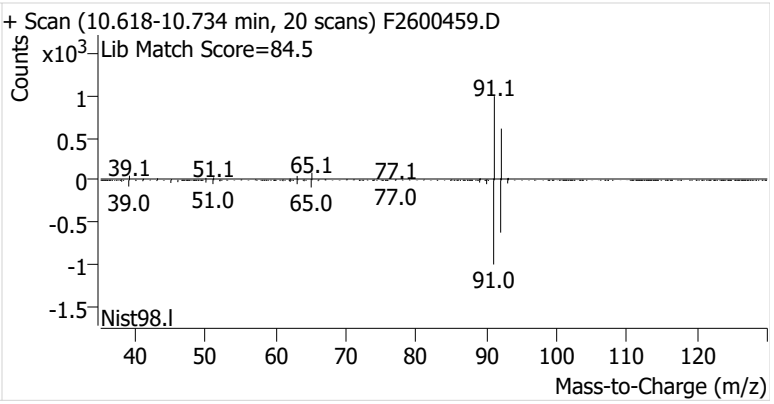

Ethylbenzene

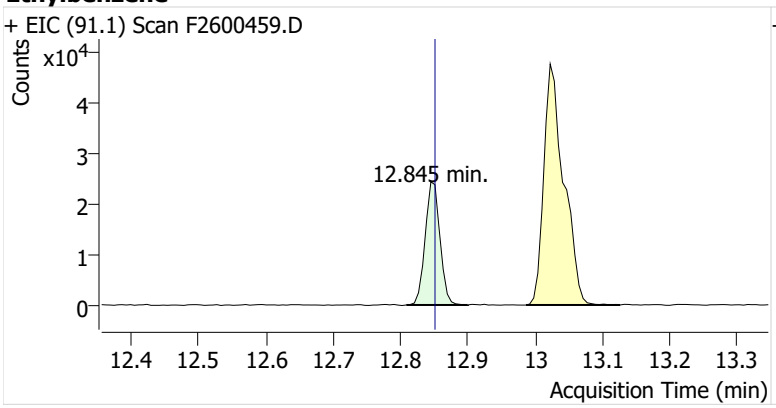

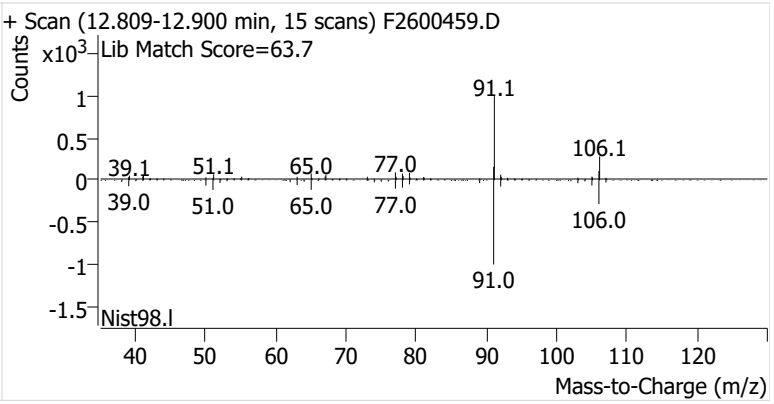

m-/p-Xylenes

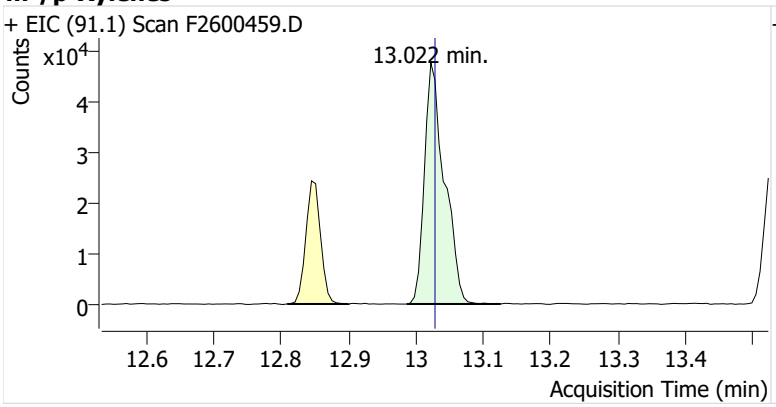

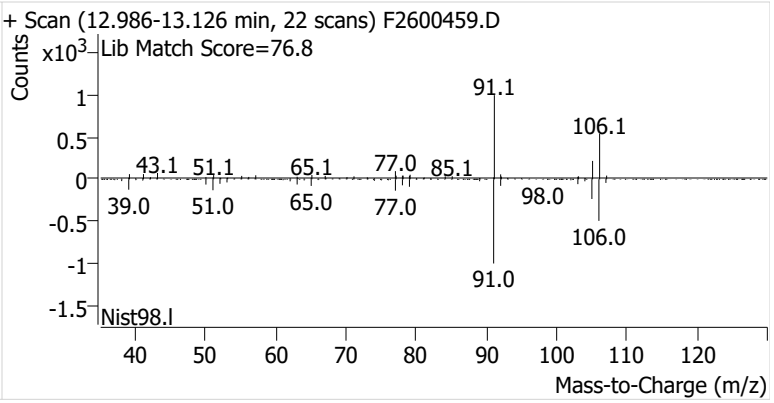

o-Xylene

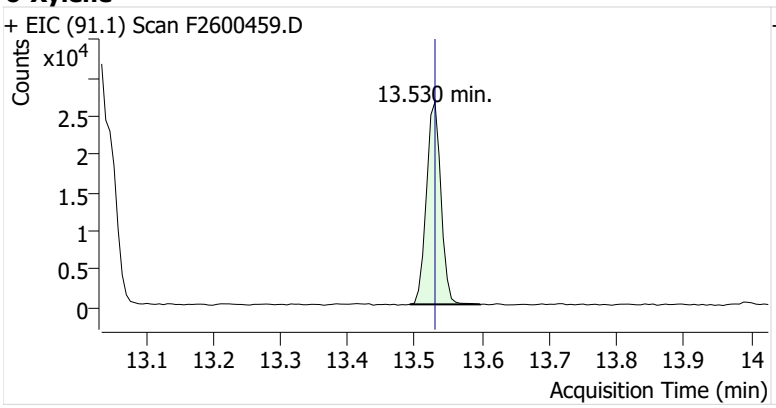
+ EIC (91.1) Scan F2600459.D
Counts
x10^4
13.530 min.
2.5
2
1.5
1
0.5
0
13.1 13.2 13.3 13.4 13.5 13.6 13.7 13.8 13.9 14
Acquisition Time (min)

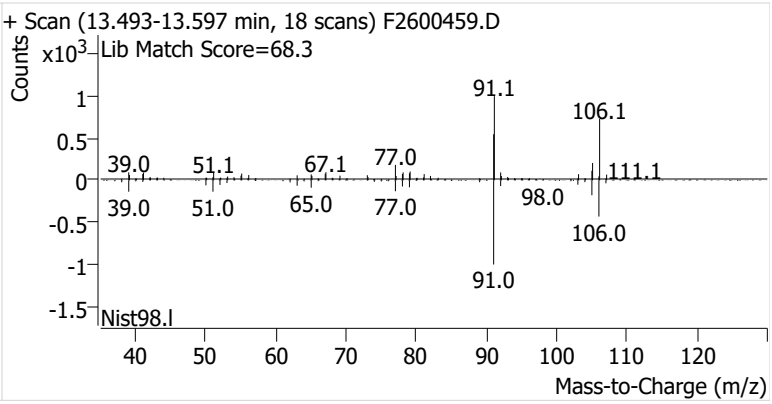
+ Scan (13.493-13.597 min, 18 scans) F2600459.D
Counts
x10^3
Lib Match Score=68.3
91.1
106.1
39.0
51.1
67.1
77.0
111.1
98.0
39.0
51.0
65.0
77.0
106.0
91.0
1
0.5
0
-0.5
-1
-1.5
Nist98.l
40 50 60 70 80 90 100 110 120
Mass-to-Charge (m/z)

Name	IRVSEA-7-S-20260106
Comment	B49604
Data File	F2600460.D
Acq. Date-Time	1/21/2026 6:17:55 PM
Acq. Method File	M325B-MTD
Tube Sorbent	Carbopack X
Analyze Quant Version	12.1
Report Quant Version	12.1

Sample Chromatogram

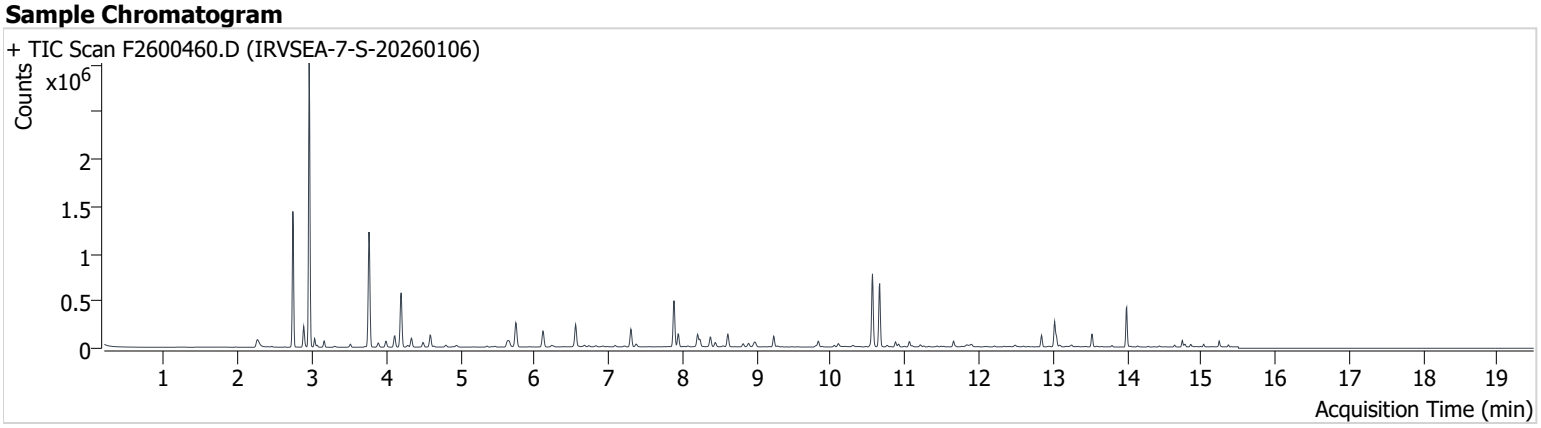

Name	ISTD	RT	ICAL RT	Resp.	Int. Flag
benzene-d6 (IS)		7.883	7.889	446,567	
Benzene	benzene-d6 (IS)	7.945	7.945	120,863	
Toluene-d8 (IS)		10.563	10.569	482,792	
Toluene	Toluene-d8 (IS)	10.661	10.667	450,383	
Ethylbenzene	Toluene-d8 (IS)	12.845	12.851	83,557	
m-/p-Xylenes	Toluene-d8 (IS)	13.022	13.028	199,276	
o-Xylene	Toluene-d8 (IS)	13.530	13.530	79,071	

benzene-d6 (IS)

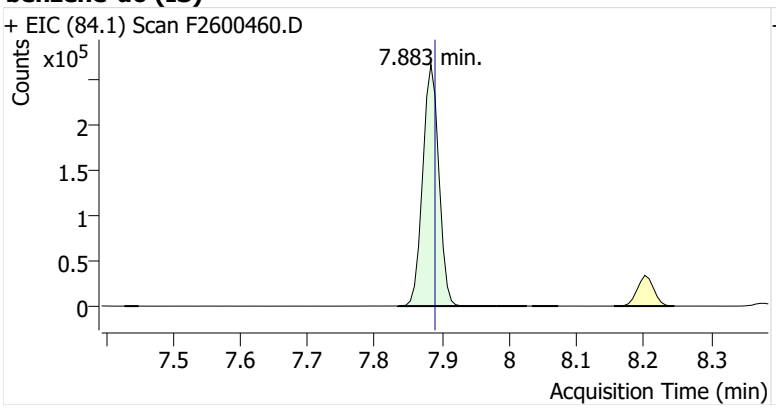

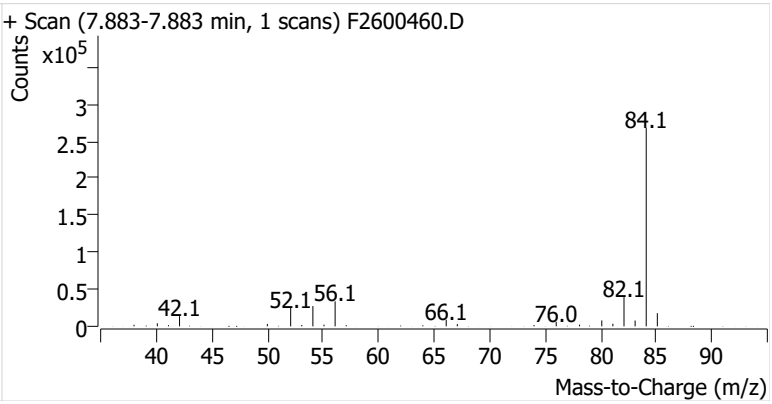

Benzene

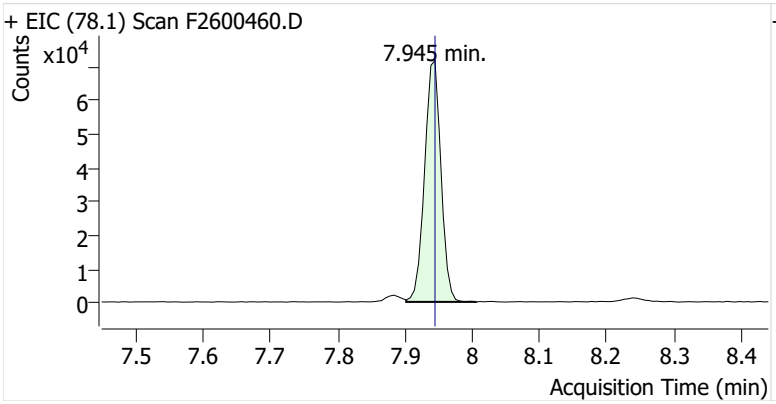

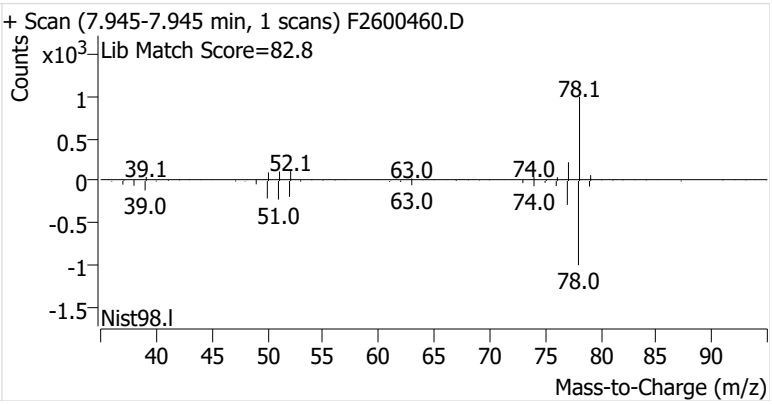

Toluene-d8 (IS)

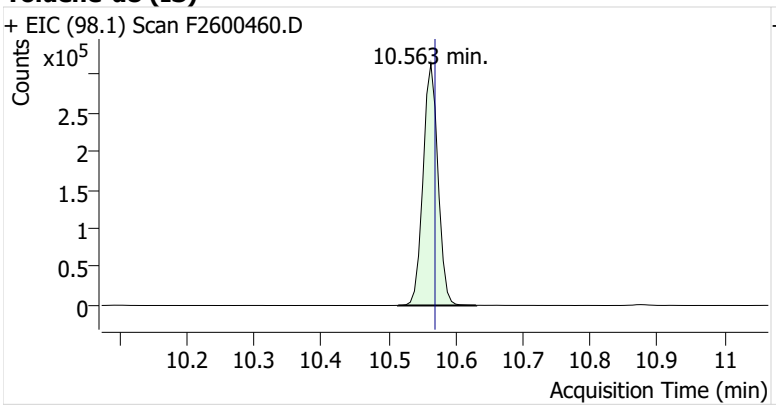

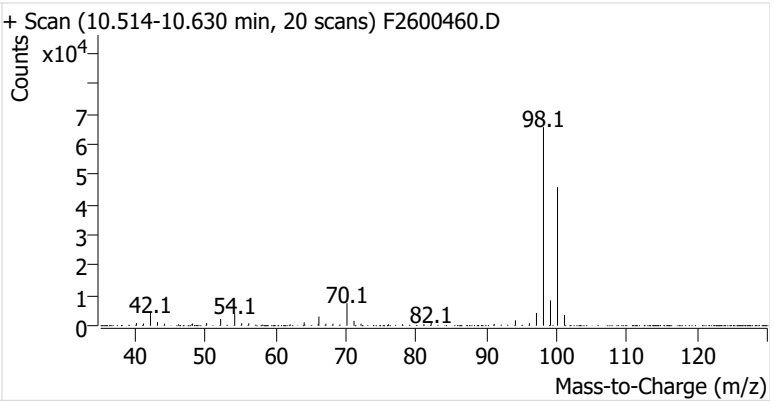

Toluene

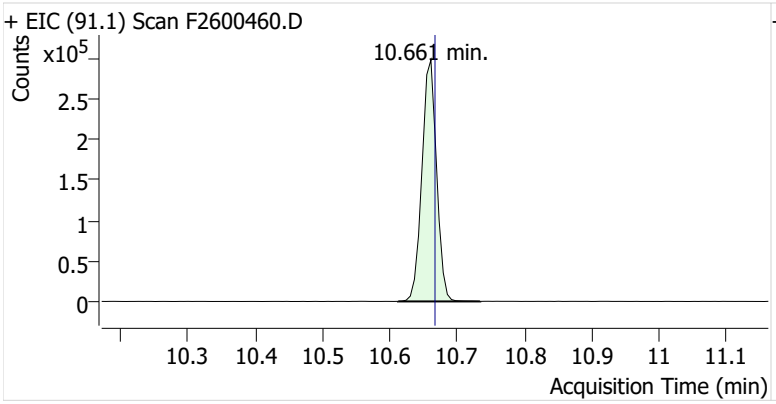

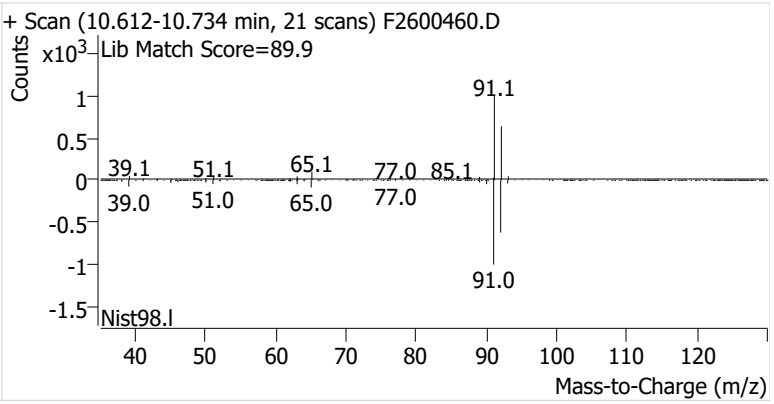

Ethylbenzene

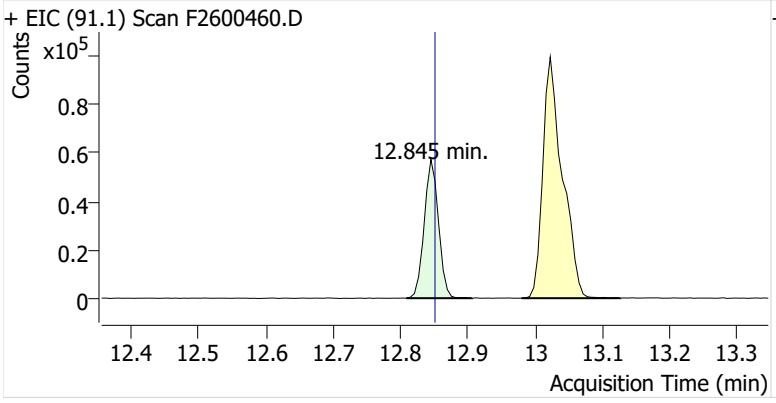

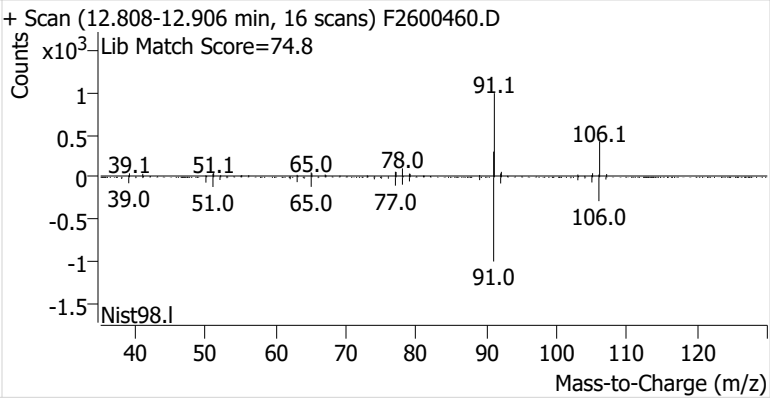

m-/p-Xylenes

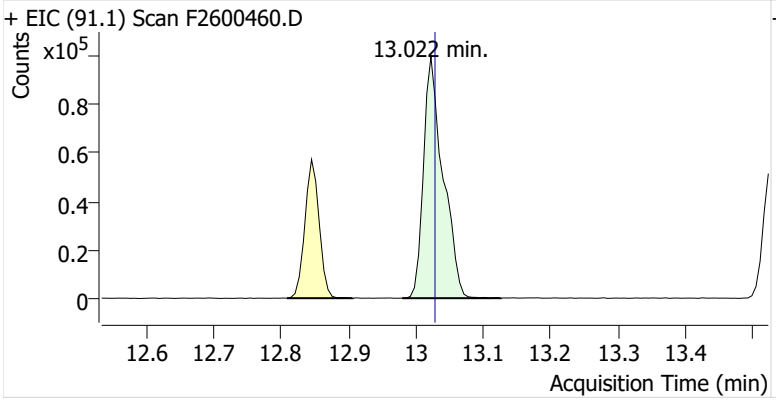

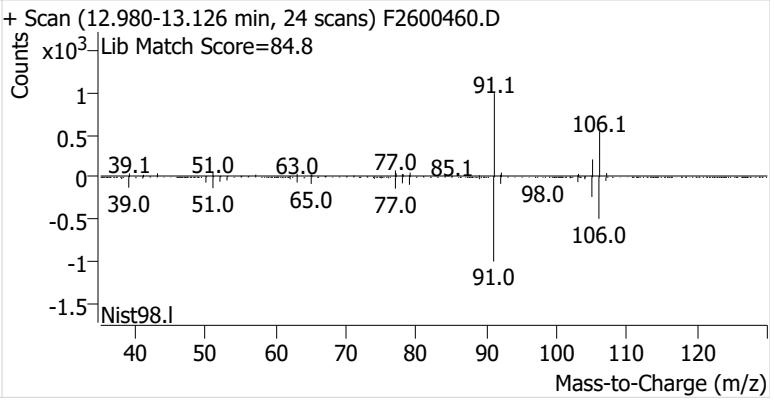

o-Xylene

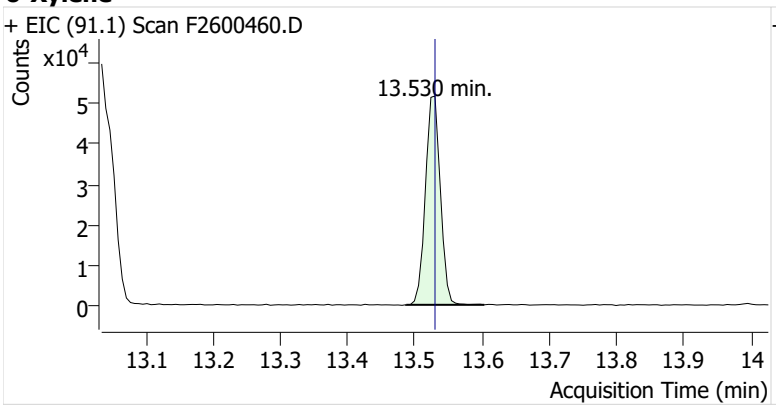
+ EIC (91.1) Scan F2600460.D
Counts
x10^4
13.530 min.
Acquisition Time (min)

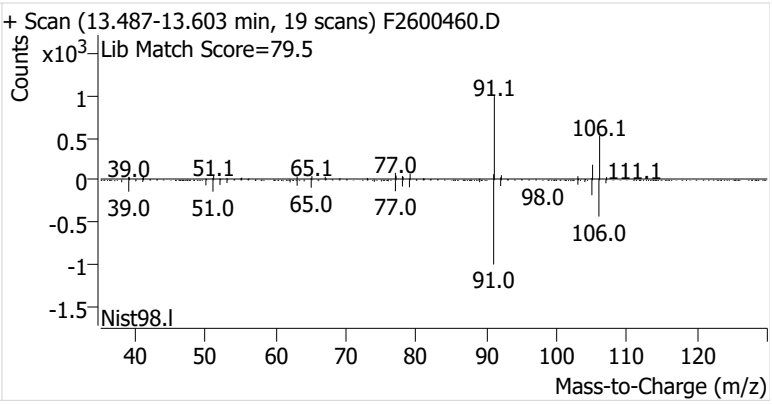
+ Scan (13.487-13.603 min, 19 scans) F2600460.D
Lib Match Score=79.5
Counts
x10^3
91.1
106.1
111.1
39.0
51.1
65.1
77.0
98.0
106.0
91.0
Nist98.l
Mass-to-Charge (m/z)

Name	IRVSEA-8-S-20260106
Comment	C71725
Data File	F2600461.D
Acq. Date-Time	1/21/2026 6:43:22 PM
Acq. Method File	M325B-MTD
Tube Sorbent	Carbopack X
Analyze Quant Version	12.1
Report Quant Version	12.1

Sample Chromatogram

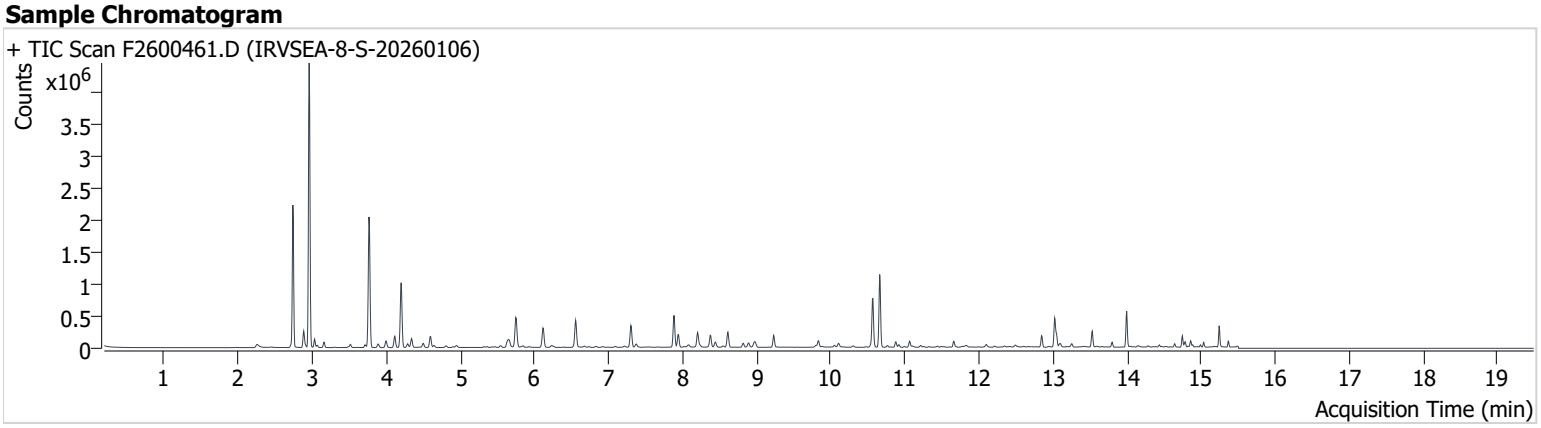

Name	ISTD	RT	ICAL RT	Resp.	Int. Flag
benzene-d6 (IS)		7.883	7.889	449,152	
Benzene	benzene-d6 (IS)	7.945	7.945	180,588	
Toluene-d8 (IS)		10.569	10.569	487,835	
Toluene	Toluene-d8 (IS)	10.661	10.667	764,740	
Ethylbenzene	Toluene-d8 (IS)	12.845	12.851	123,313	
m-/p-Xylenes	Toluene-d8 (IS)	13.022	13.028	342,353	
o-Xylene	Toluene-d8 (IS)	13.530	13.530	138,788	

benzene-d6 (IS)

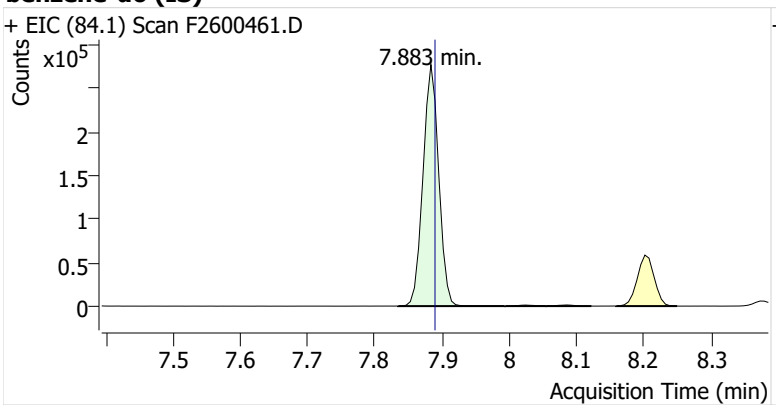

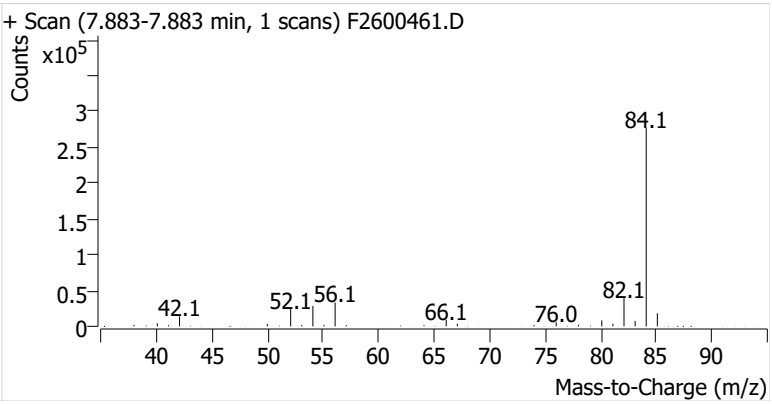

Benzene

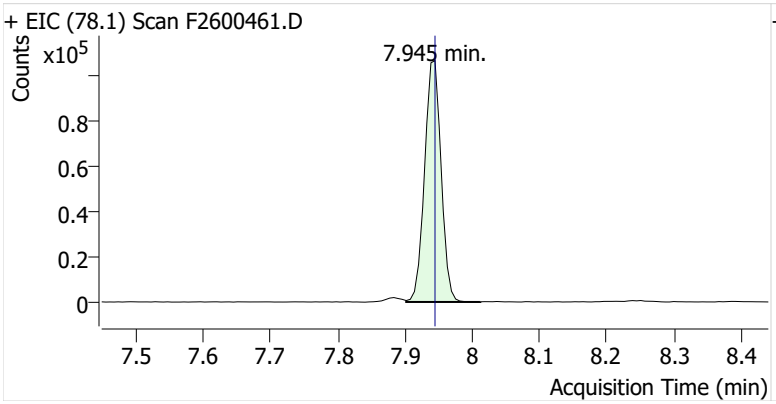

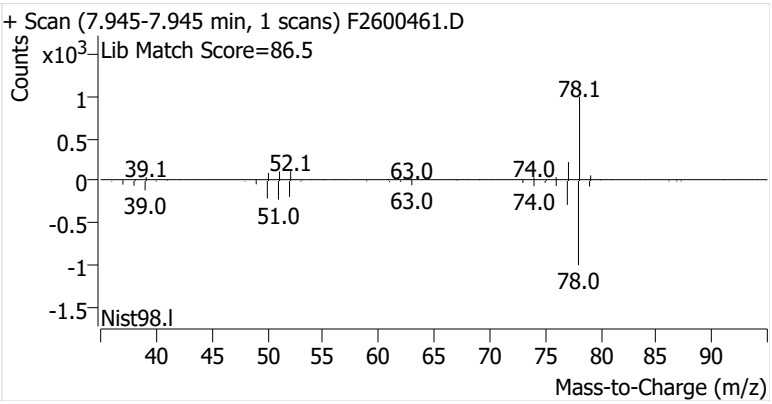

Toluene-d8 (IS)

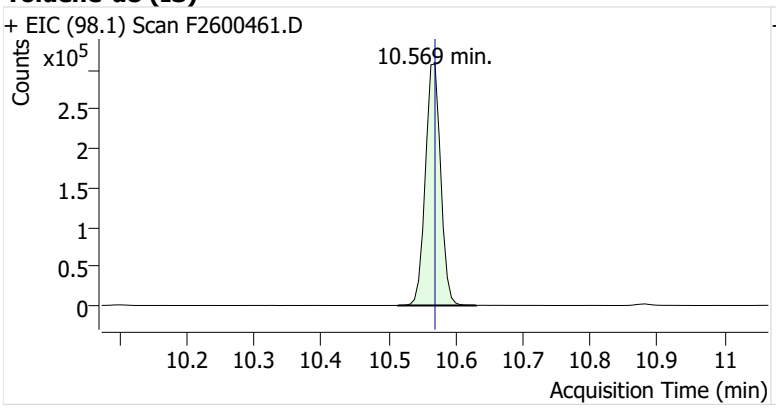

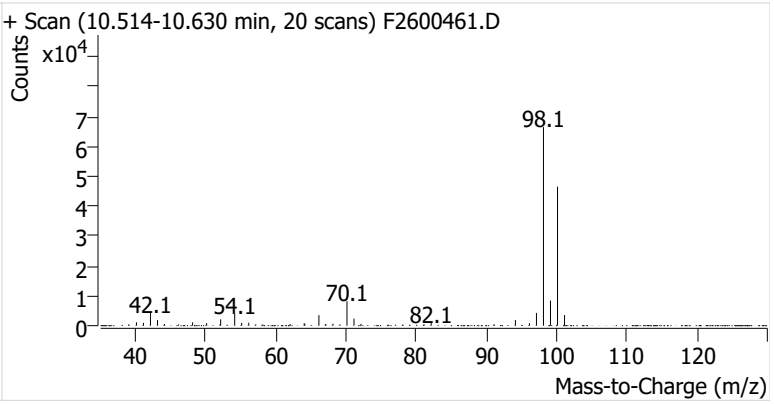

Toluene

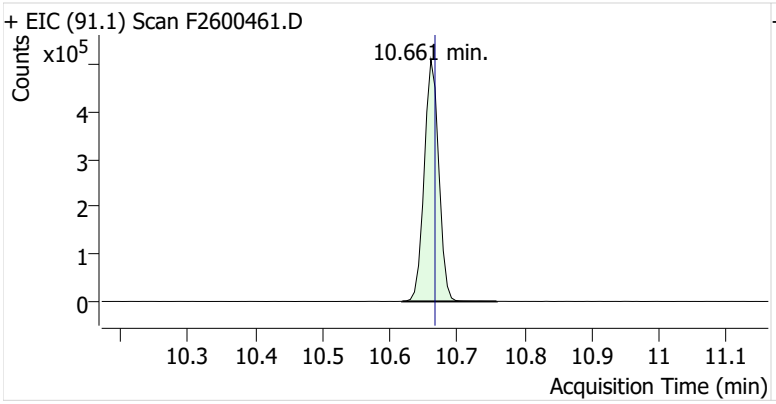

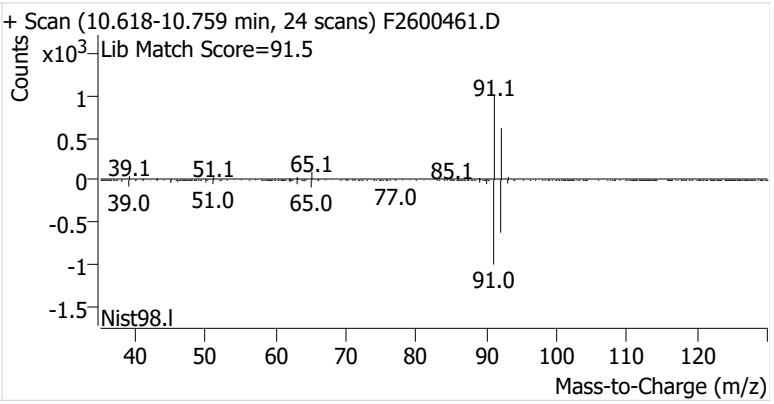

Ethylbenzene

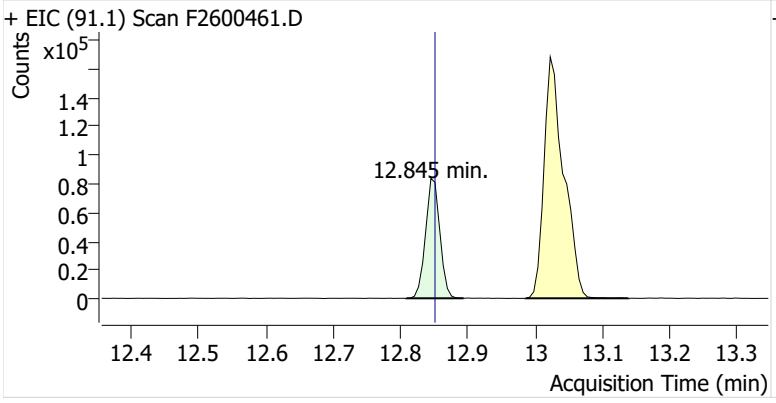

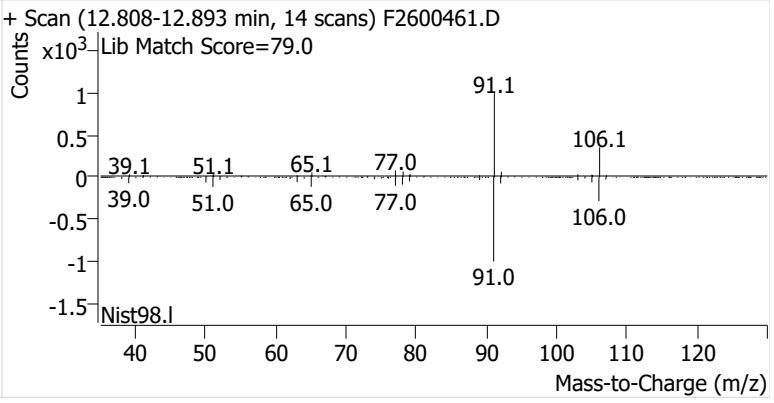

m-/p-Xylenes

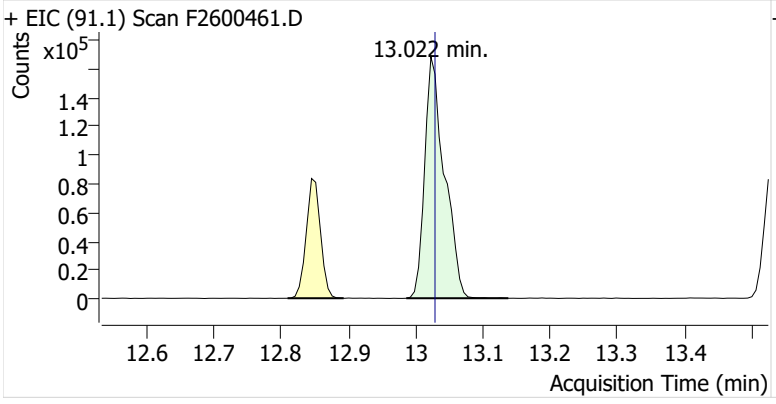

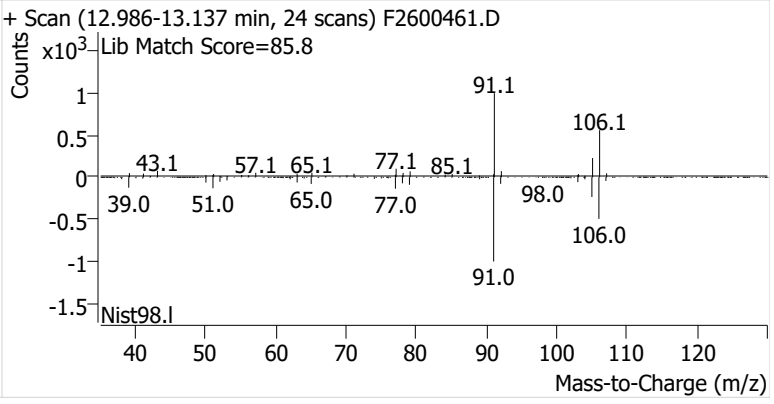

o-Xylene

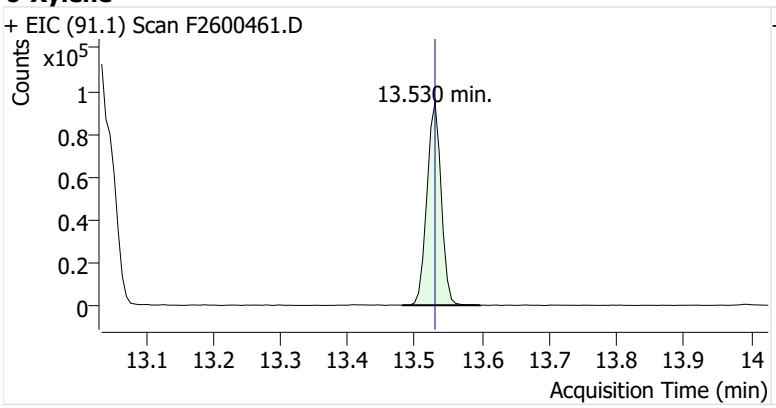
+ EIC (91.1) Scan F2600461.D
Counts
x10^5
1
0.8
0.6
0.4
0.2
0
13.530 min.
13.1 13.2 13.3 13.4 13.5 13.6 13.7 13.8 13.9 14
Acquisition Time (min)

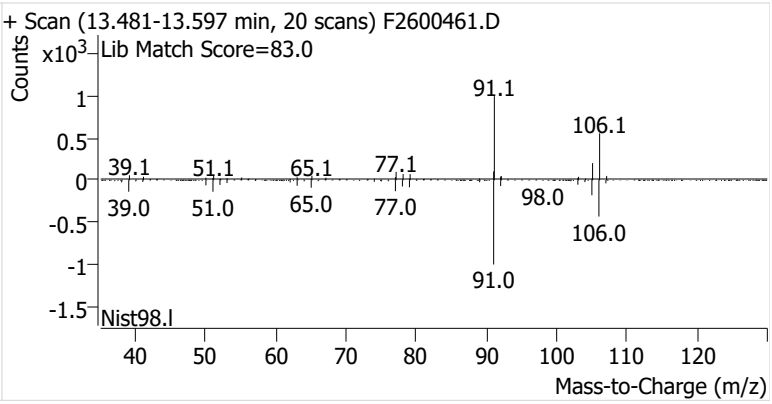
+ Scan (13.481-13.597 min, 20 scans) F2600461.D
Counts
x10^3
Lib Match Score=83.0
1
0.5
0
-0.5
-1
-1.5
91.1
106.1
39.1 51.1 65.1 77.1
98.0
39.0 51.0 65.0 77.0
106.0
91.0
Nist98.l
40 50 60 70 80 90 100 110 120
Mass-to-Charge (m/z)

Name	IRVSEA-8-D-20260106
Comment	C71717
Data File	F2600462.D
Acq. Date-Time	1/21/2026 7:08:48 PM
Acq. Method File	M325B-MTD
Tube Sorbent	Carbopack X
Analyze Quant Version	12.1
Report Quant Version	12.1

Sample Chromatogram

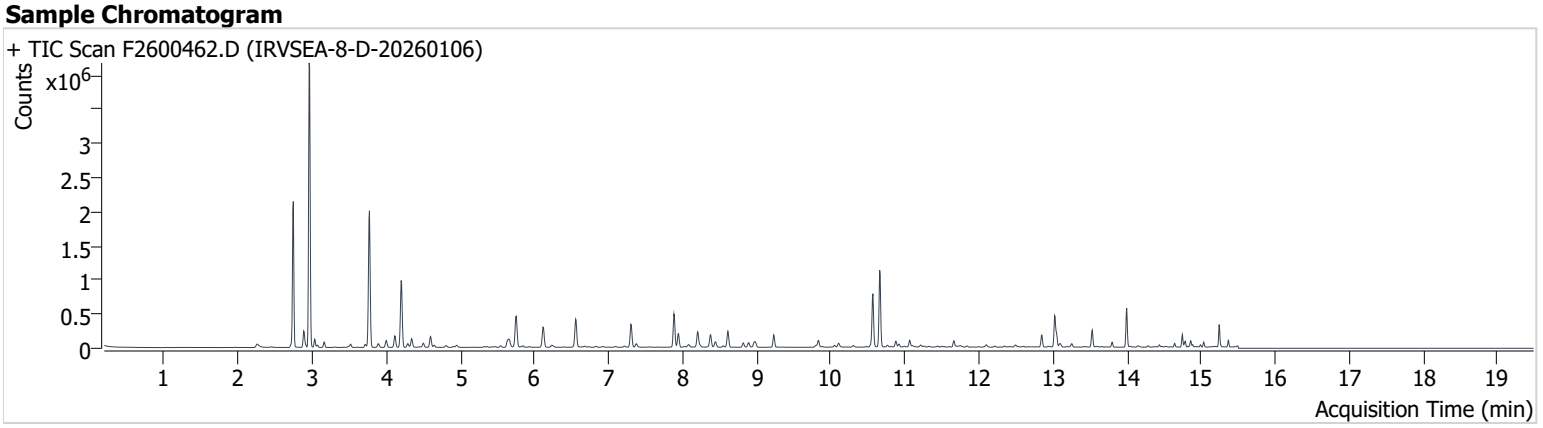

Name	ISTD	RT	ICAL RT	Resp.	Int. Flag
benzene-d6 (IS)		7.883	7.889	445,567	
Benzene	benzene-d6 (IS)	7.944	7.945	177,273	
Toluene-d8 (IS)		10.569	10.569	488,760	
Toluene	Toluene-d8 (IS)	10.661	10.667	766,154	
Ethylbenzene	Toluene-d8 (IS)	12.851	12.851	124,568	
m-/p-Xylenes	Toluene-d8 (IS)	13.022	13.028	345,828	
o-Xylene	Toluene-d8 (IS)	13.530	13.530	139,604	

benzene-d6 (IS)

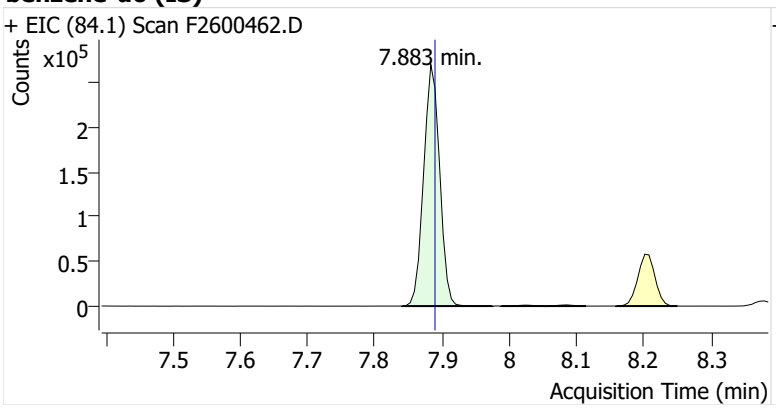

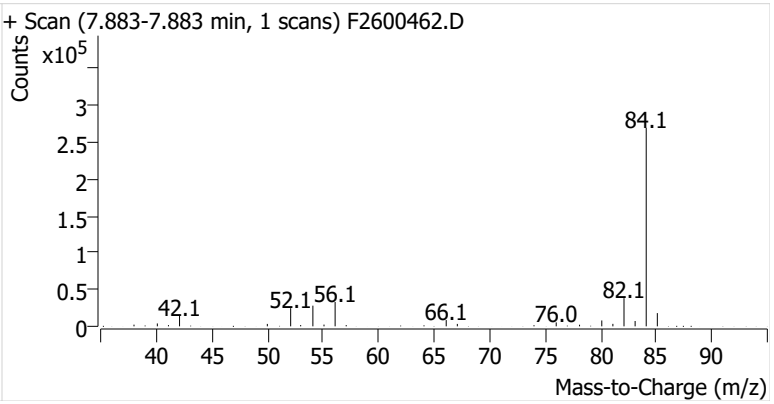

Benzene

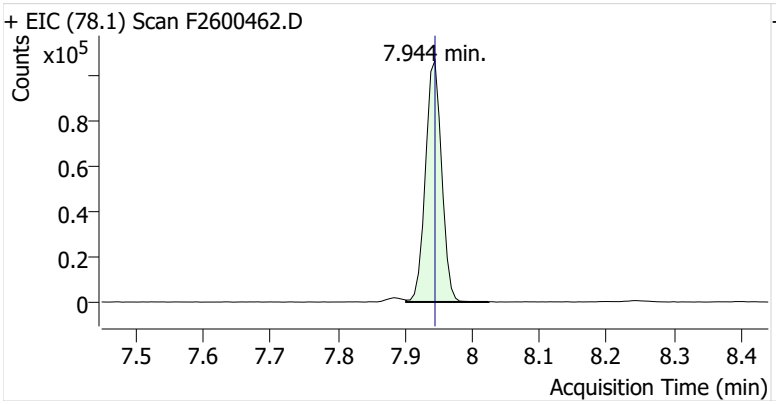

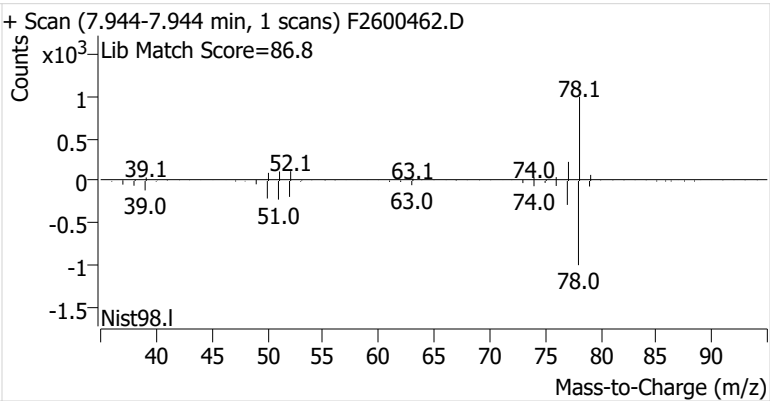

Toluene-d8 (IS)

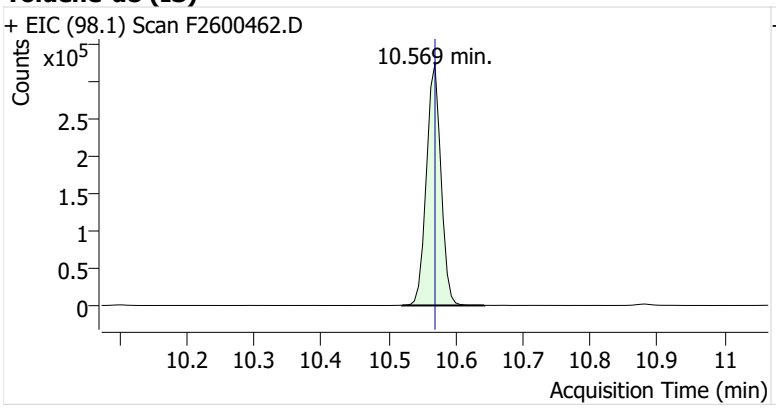

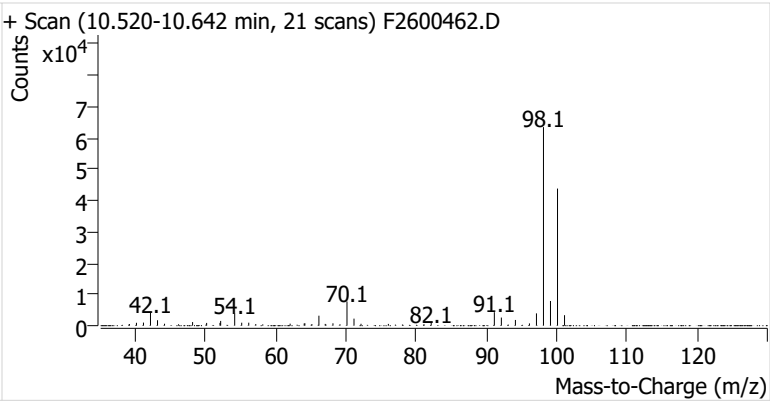

Toluene

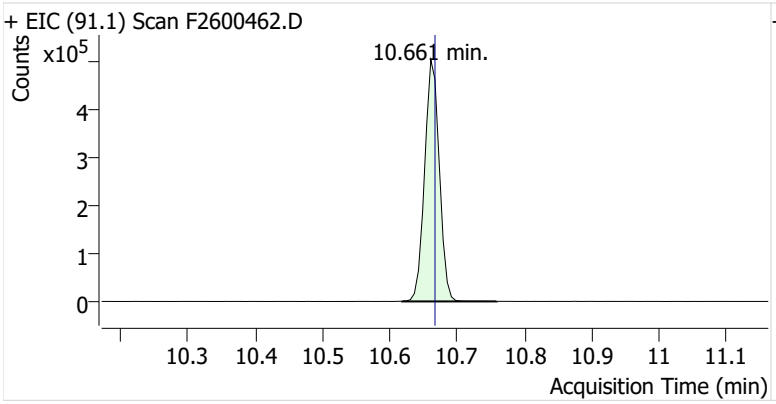

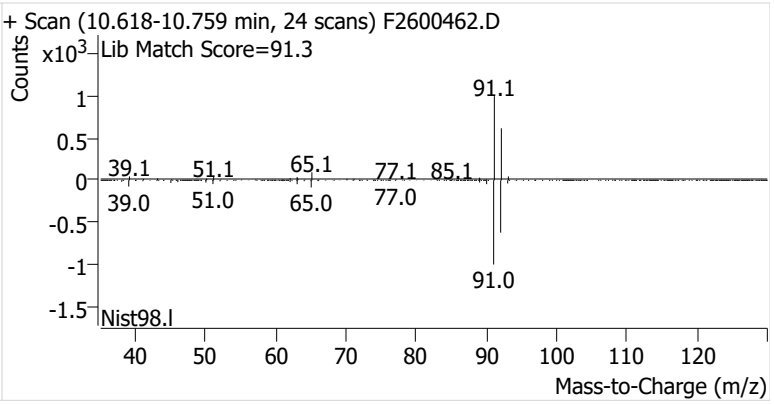

Ethylbenzene

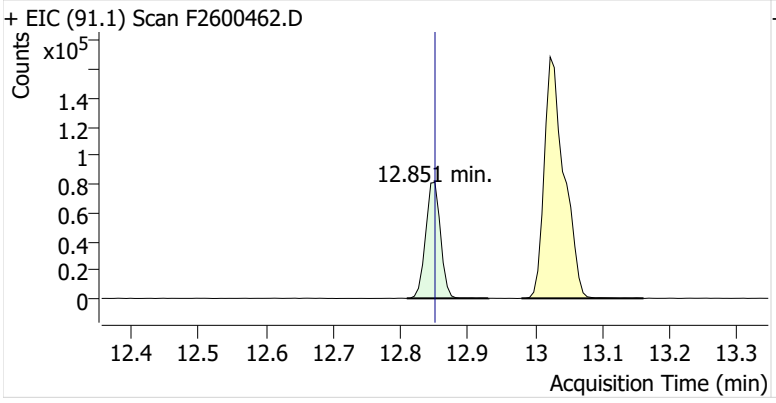

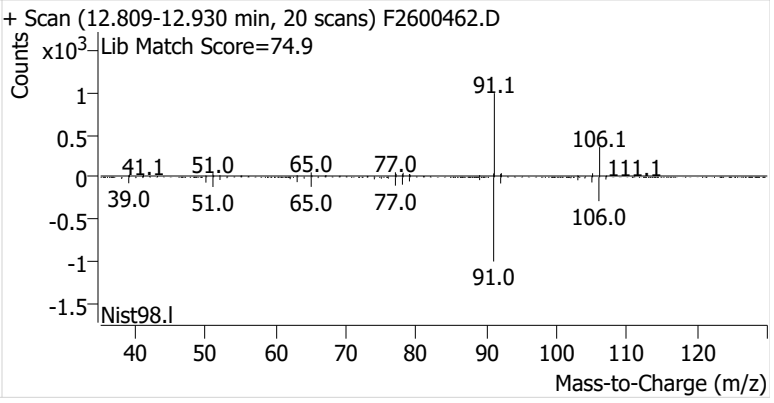

m-/p-Xylenes

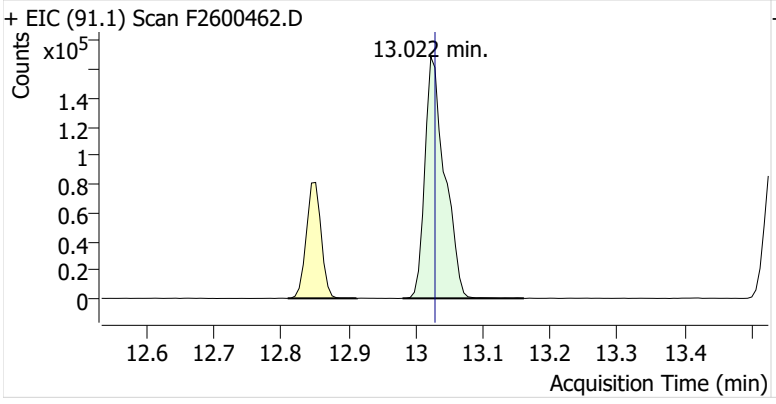

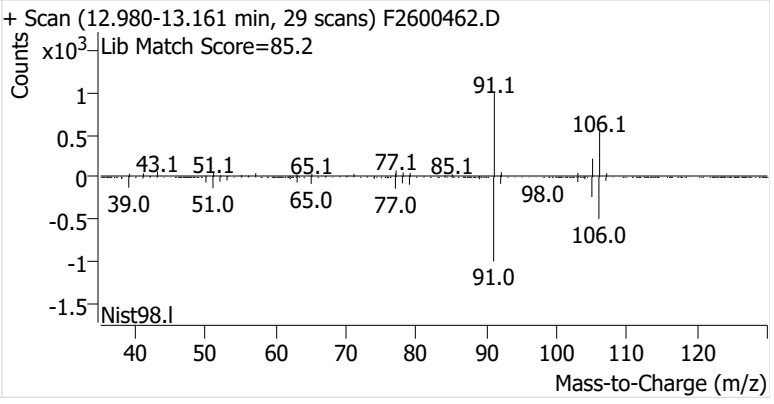

o-Xylene

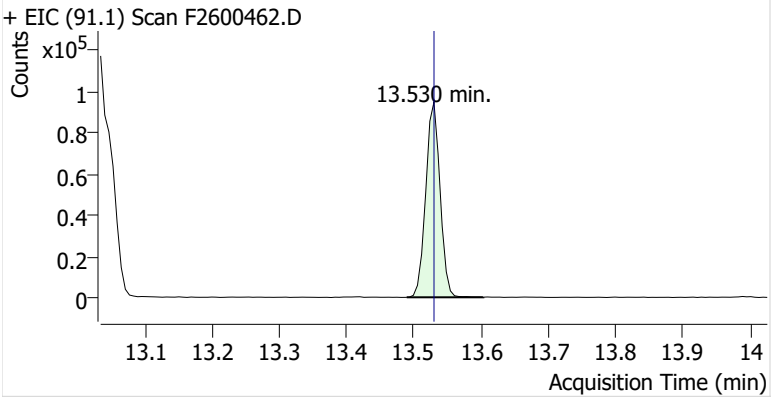
+ EIC (91.1) Scan F2600462.D
Counts
x10^5
1
0.8
0.6
0.4
0.2
0
13.530 min.
13.1 13.2 13.3 13.4 13.5 13.6 13.7 13.8 13.9 14
Acquisition Time (min)

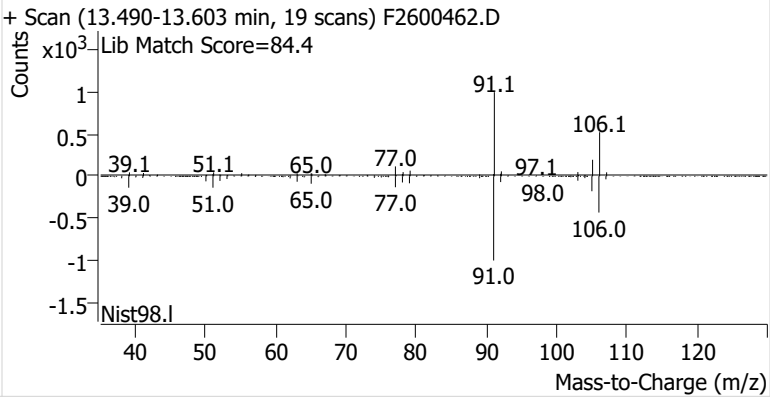
+ Scan (13.490-13.603 min, 19 scans) F2600462.D
Lib Match Score=84.4
Counts
x10^3
1
0.5
0
-0.5
-1
-1.5
91.1
106.1
39.1
51.1
65.0
77.0
97.1
98.0
39.0
51.0
65.0
77.0
106.0
91.0
Nist98.l
40 50 60 70 80 90 100 110 120
Mass-to-Charge (m/z)

Name	IRVSEA-8-B-20260106
Comment	B46936
Data File	F2600463.D
Acq. Date-Time	1/21/2026 7:34:16 PM
Acq. Method File	M325B-MTD
Tube Sorbent	Carbopack X
Analyze Quant Version	12.1
Report Quant Version	12.1

Sample Chromatogram

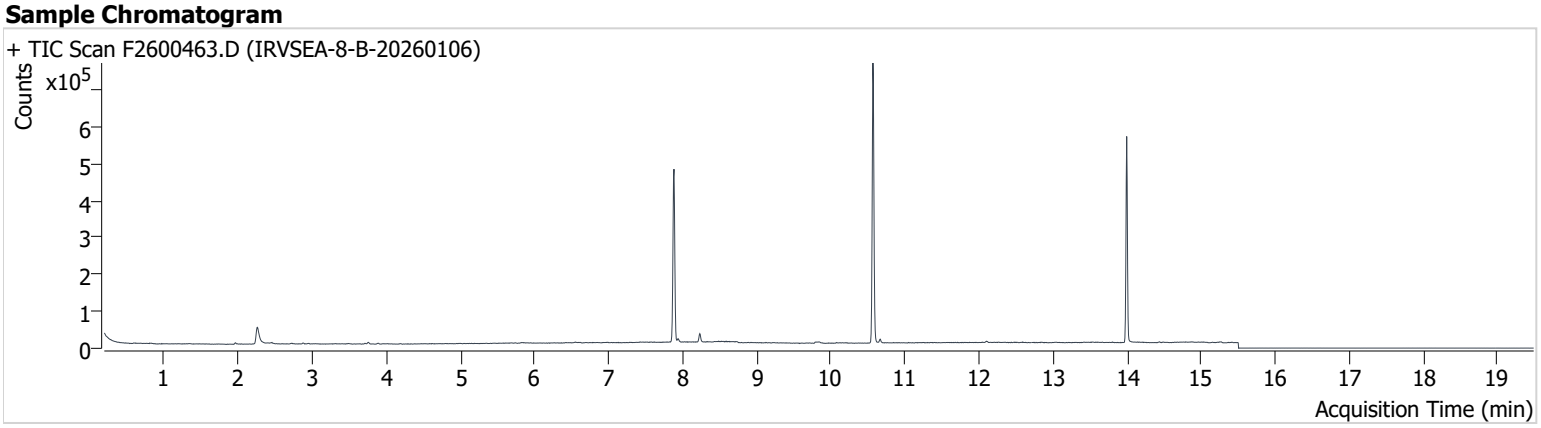

Name	ISTD	RT	ICAL RT	Resp.	Int. Flag
benzene-d6 (IS)		7.883	7.889	446,452	
Benzene	benzene-d6 (IS)	7.939	7.945	8,011	
Toluene-d8 (IS)		10.569	10.569	478,162	
Toluene	Toluene-d8 (IS)	10.667	10.667	6,028	
Ethylbenzene	Toluene-d8 (IS)	12.851	12.851	497	
m-/p-Xylenes	Toluene-d8 (IS)	13.035	13.028	722	
o-Xylene	Toluene-d8 (IS)	13.530	13.530	200	

benzene-d6 (IS)

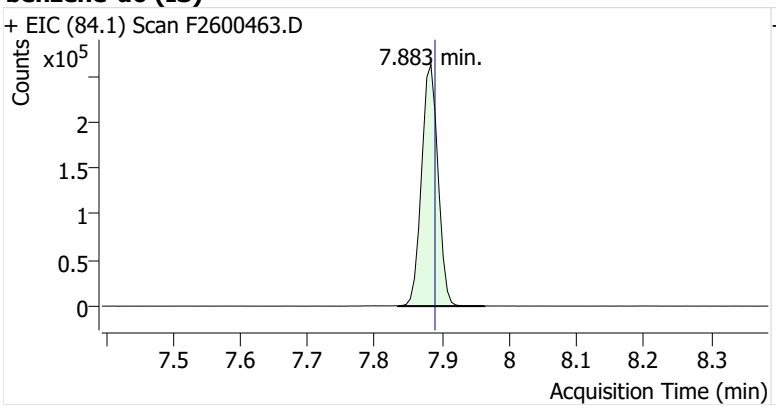

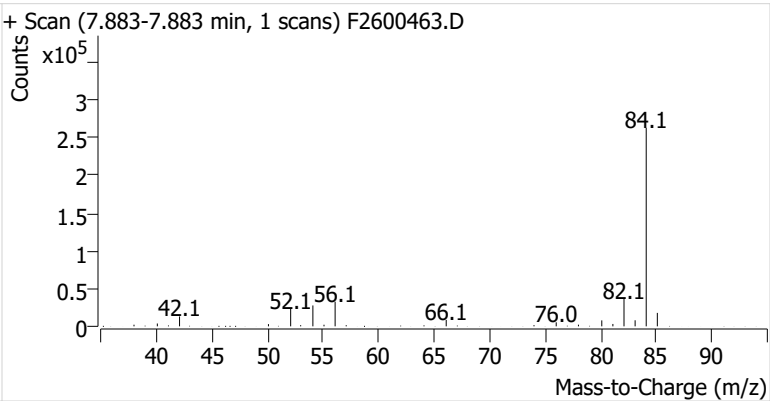

Benzene

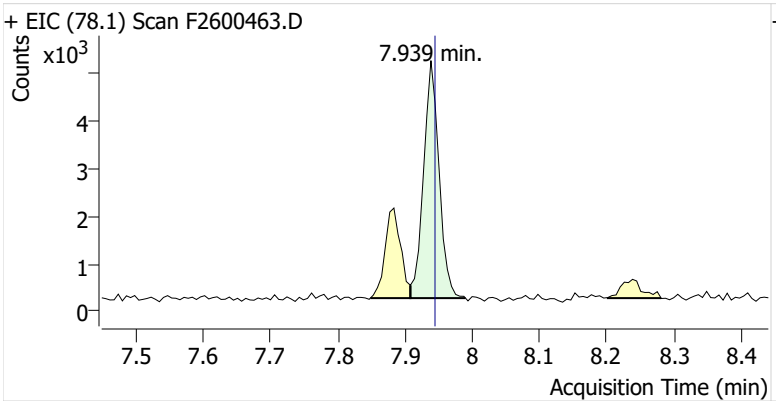

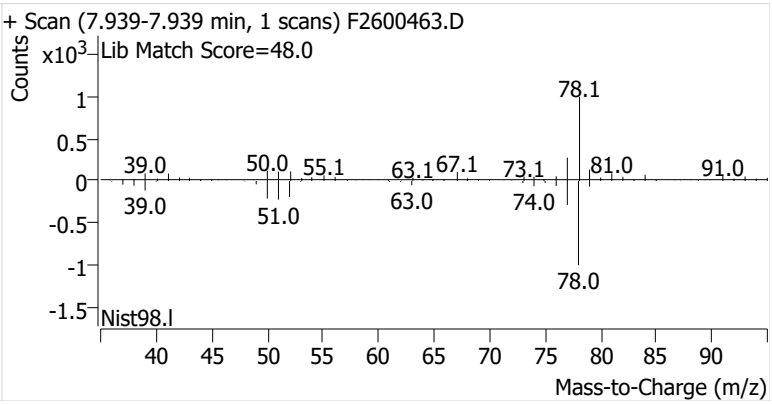

Toluene-d8 (IS)

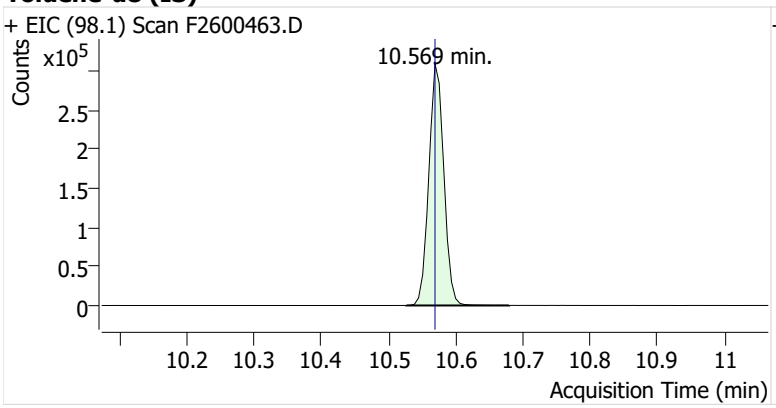

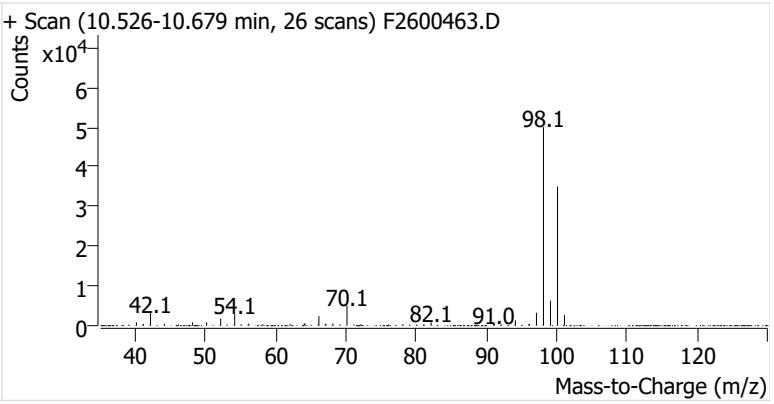

Toluene

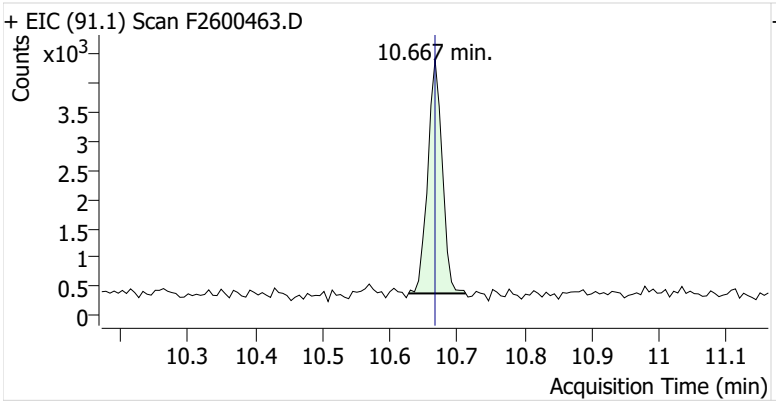

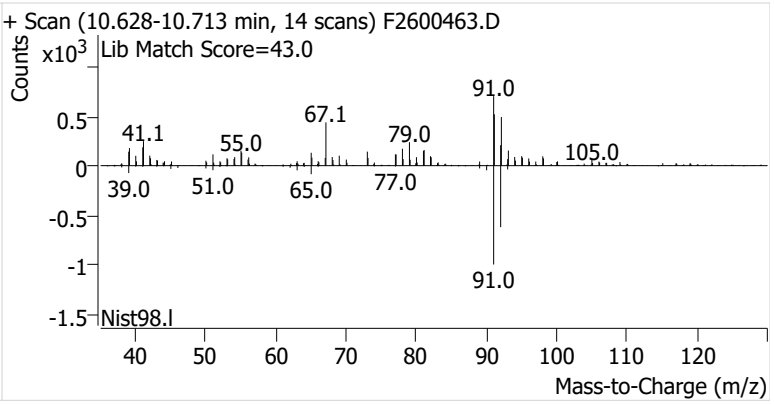

Ethylbenzene

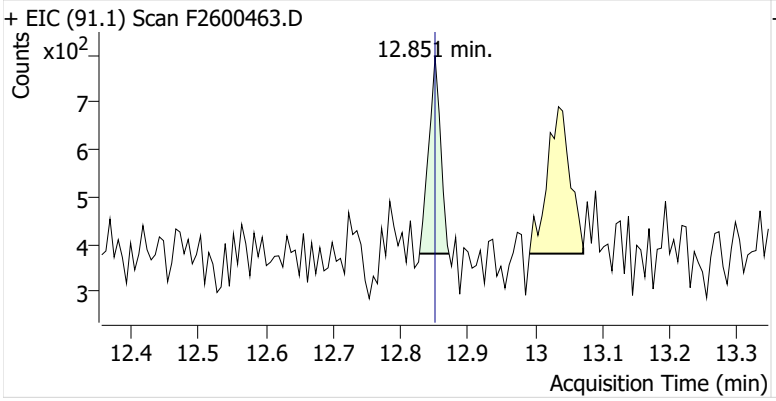

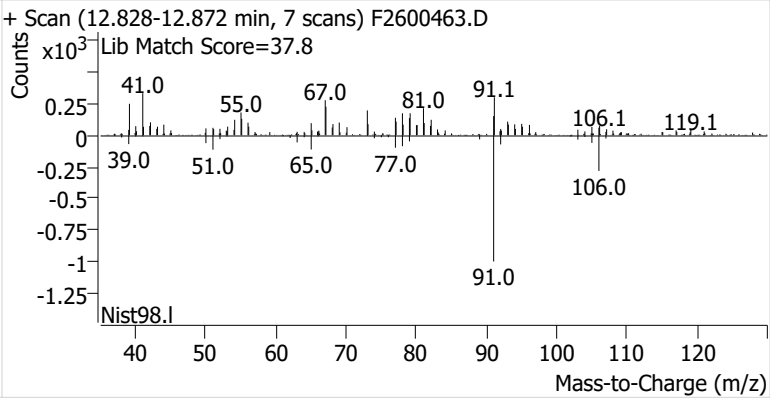

m-/p-Xylenes

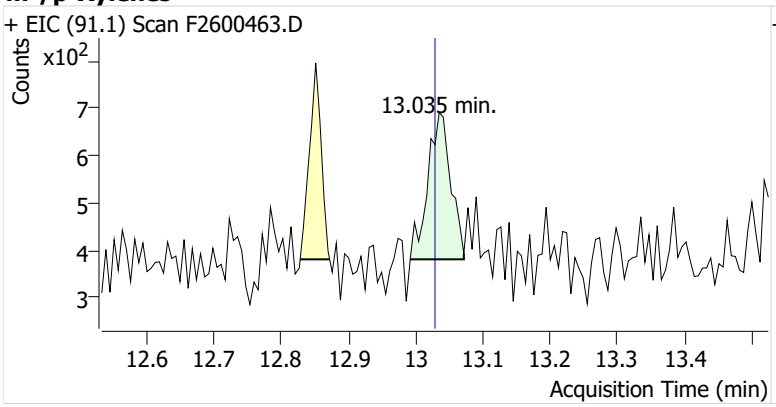

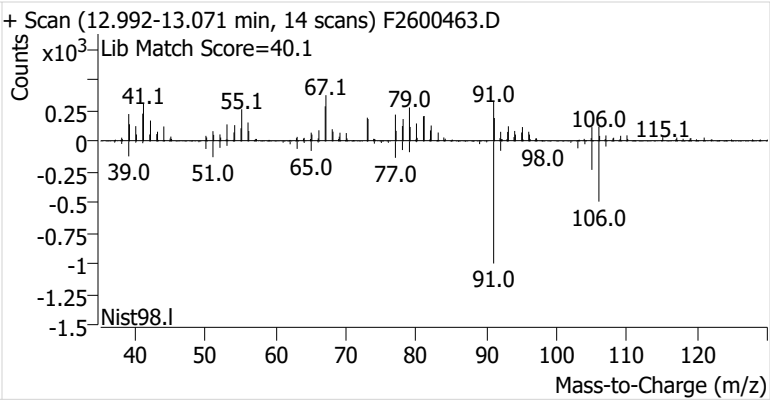

o-Xylene

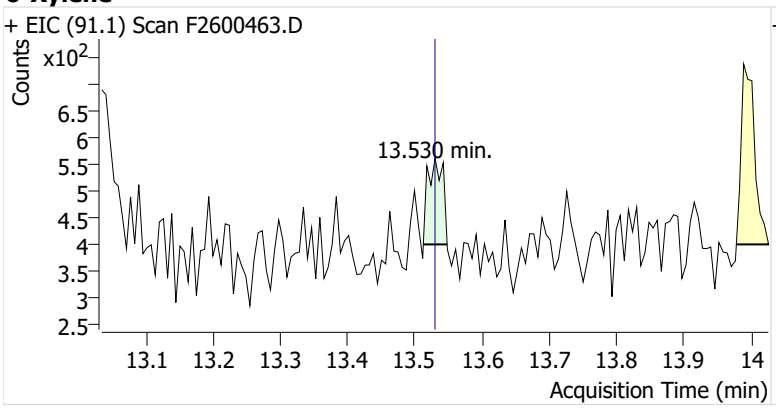
+ EIC (91.1) Scan F2600463.D
Counts
x10^2
6.5
6
5.5
5
4.5
4
3.5
3
2.5
13.530 min.
13.1
13.2
13.3
13.4
13.5
13.6
13.7
13.8
13.9
14
Acquisition Time (min)

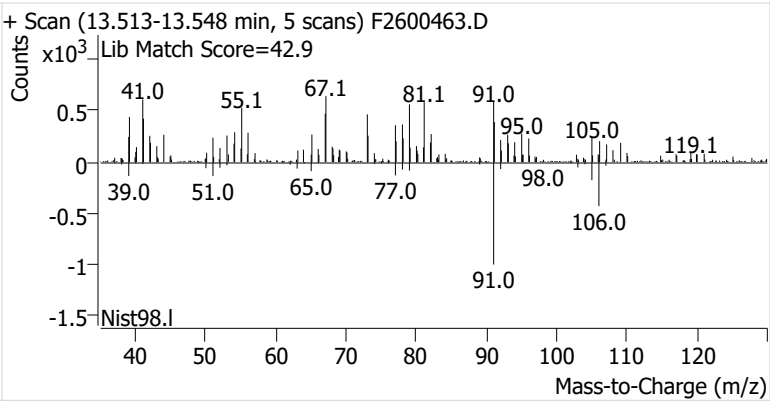
+ Scan (13.513-13.548 min, 5 scans) F2600463.D
Lib Match Score=42.9
Counts
x10^3
0.5
0
-0.5
-1
-1.5
41.0
55.1
67.1
81.1
91.0
95.0
105.0
119.1
39.0
51.0
65.0
77.0
98.0
106.0
91.0
Nist98.l
40
50
60
70
80
90
100
110
120
Mass-to-Charge (m/z)

Name	IRVSEA-9-S-20260106
Comment	B48036
Data File	F2600465.D
Acq. Date-Time	1/21/2026 8:24:03 PM
Acq. Method File	M325B-MTD
Tube Sorbent	Carbopack X
Analyze Quant Version	12.1
Report Quant Version	12.1

Sample Chromatogram

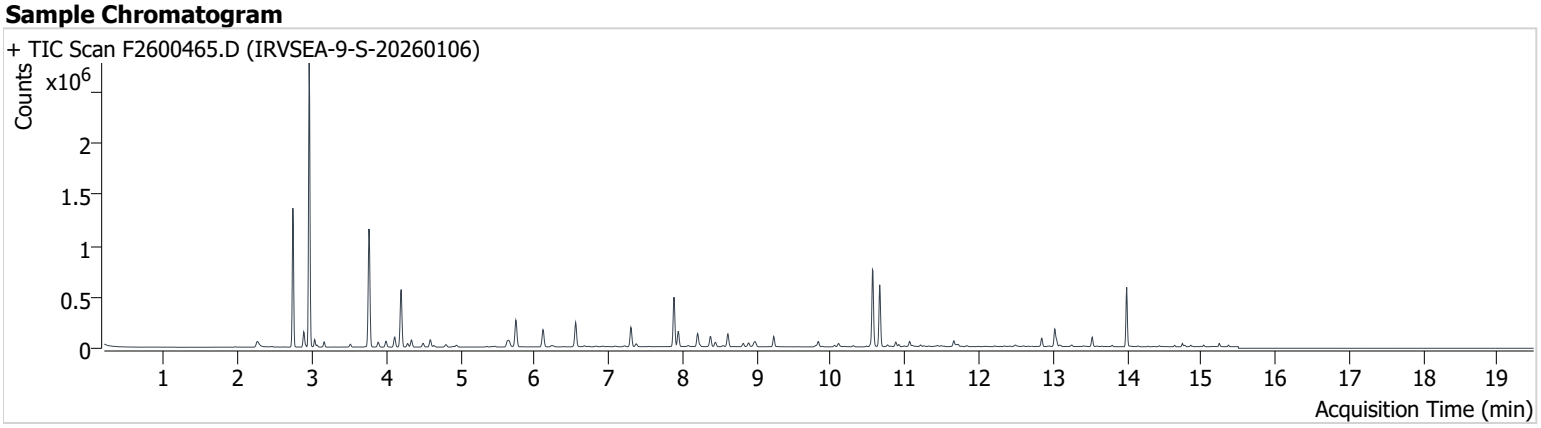

Name	ISTD	RT	ICAL RT	Resp.	Int. Flag
benzene-d6 (IS)		7.883	7.889	444,138	
Benzene	benzene-d6 (IS)	7.944	7.945	135,074	
Toluene-d8 (IS)		10.563	10.569	477,395	
Toluene	Toluene-d8 (IS)	10.661	10.667	406,275	
Ethylbenzene	Toluene-d8 (IS)	12.851	12.851	57,277	
m-/p-Xylenes	Toluene-d8 (IS)	13.022	13.028	126,510	
o-Xylene	Toluene-d8 (IS)	13.530	13.530	52,054	

benzene-d6 (IS)

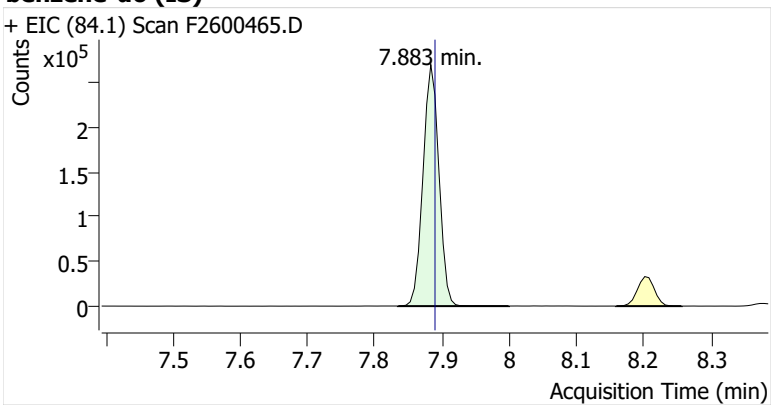

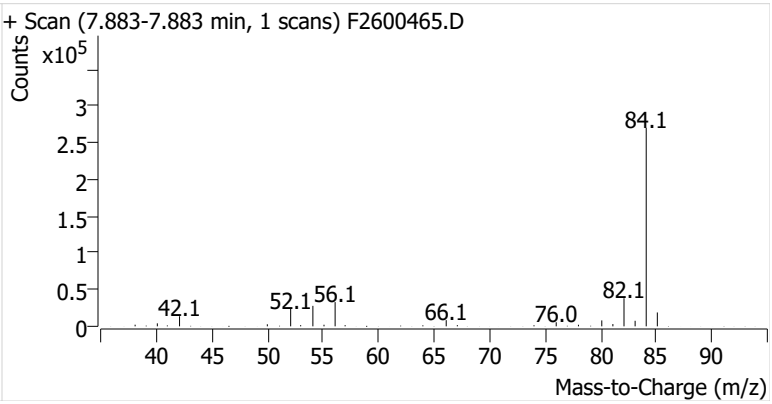

Benzene

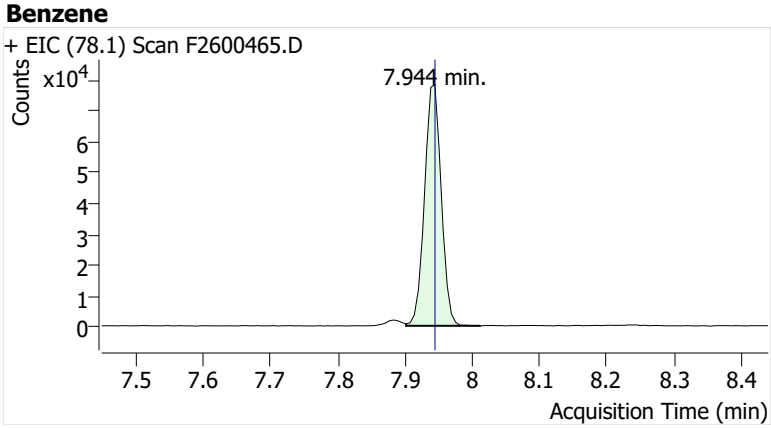

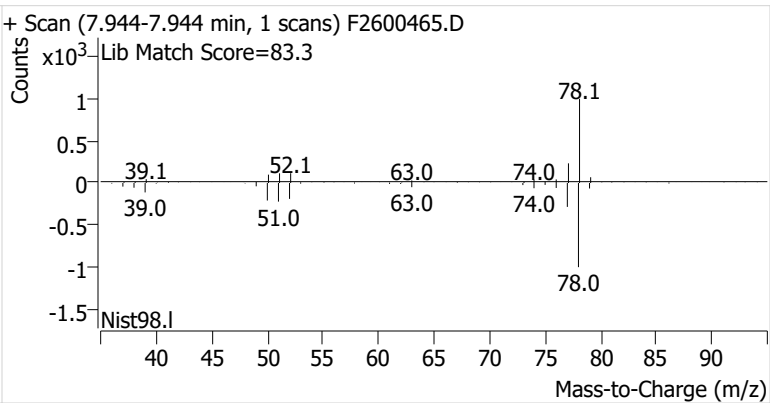

Toluene-d8 (IS)

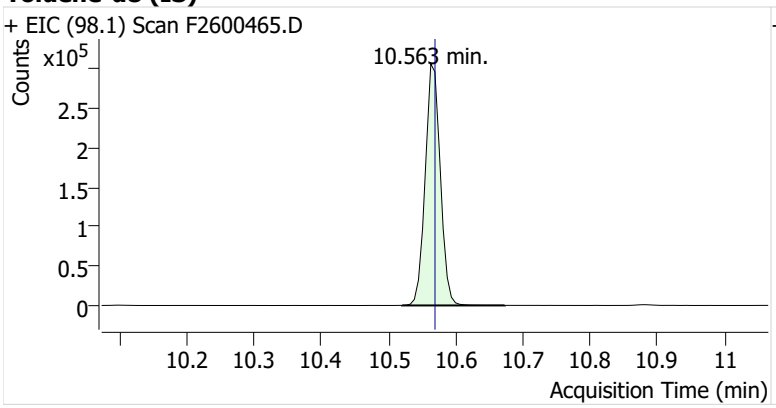

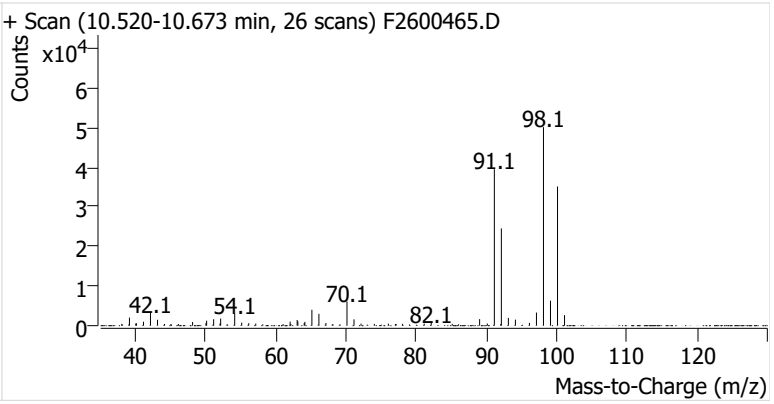

Toluene

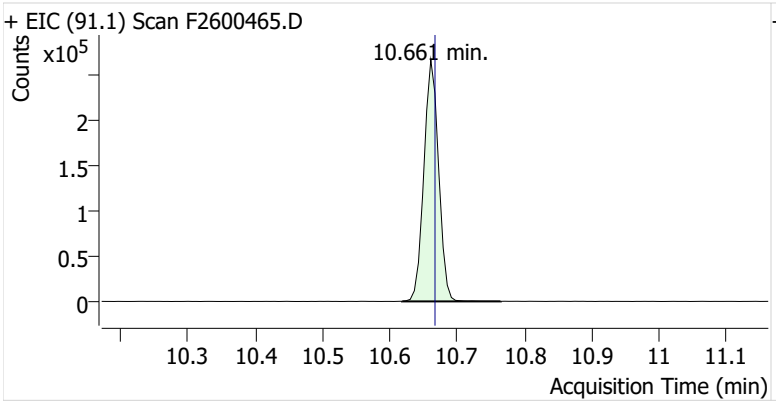

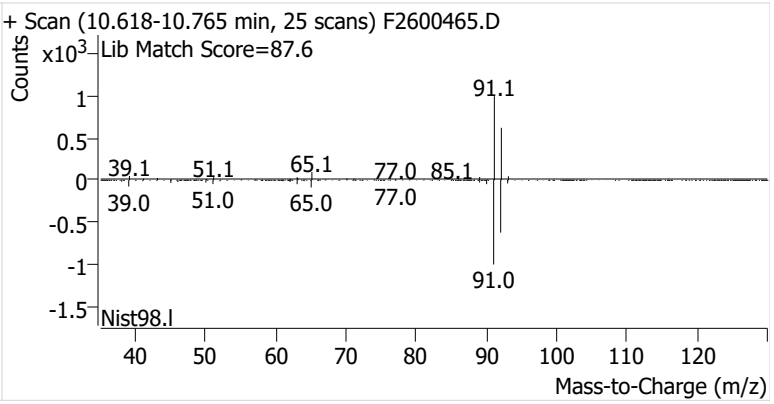

Ethylbenzene

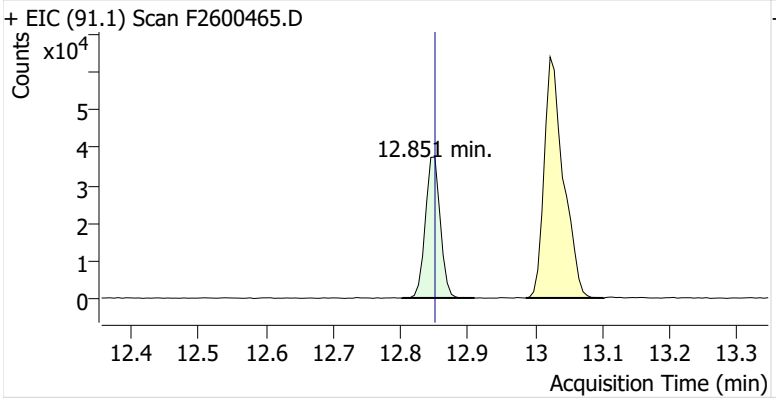

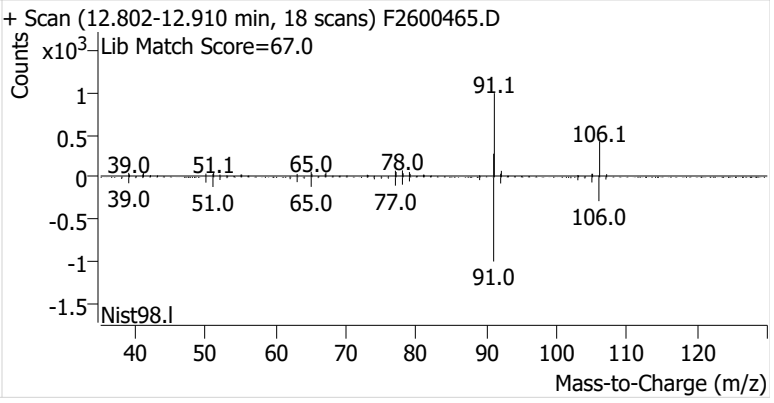

m-/p-Xylenes

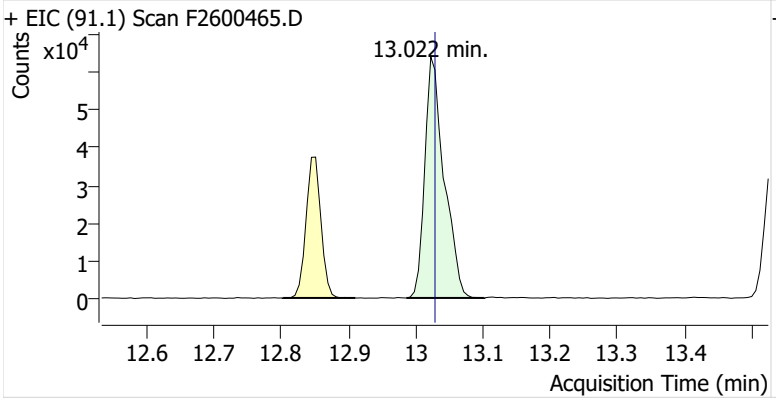

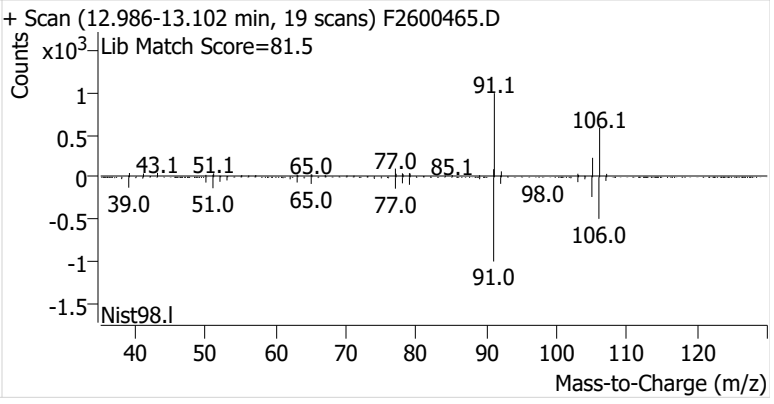

o-Xylene

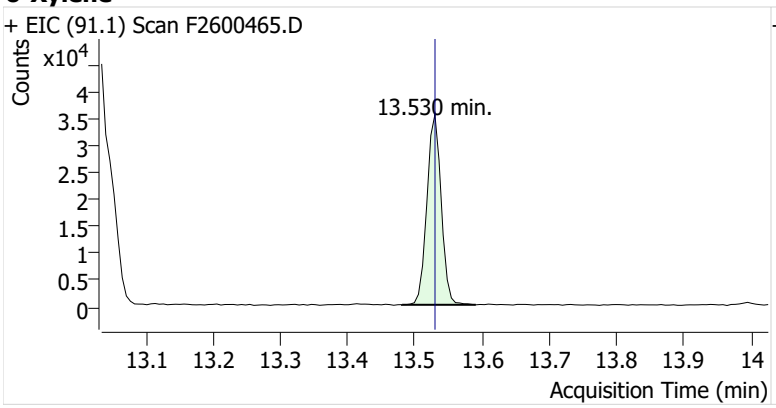
+ EIC (91.1) Scan F2600465.D
Counts
x10^4
13.530 min.
Acquisition Time (min)

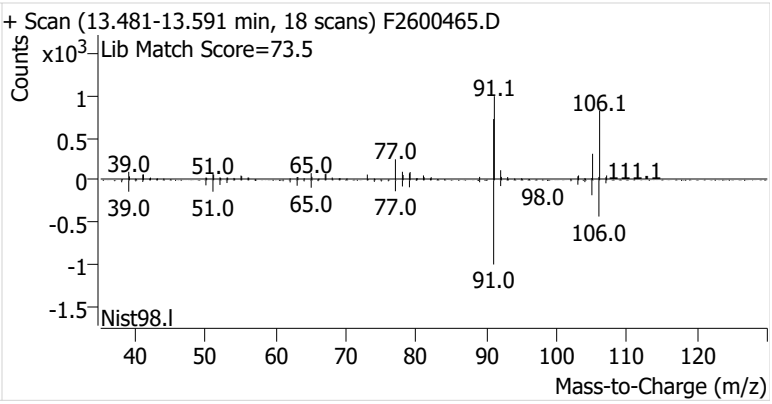
+ Scan (13.481-13.591 min, 18 scans) F2600465.D
Counts
x10^3
Lib Match Score=73.5
91.1
106.1
111.1
98.0
106.0
91.0
39.0
51.0
65.0
77.0
Nist98.l
Mass-to-Charge (m/z)

Name	IRVSEA-10-S-20260106
Comment	C60293
Data File	F2600466.D
Acq. Date-Time	1/21/2026 8:49:24 PM
Acq. Method File	M325B-MTD
Tube Sorbent	Carbopack X
Analyze Quant Version	12.1
Report Quant Version	12.1

Sample Chromatogram

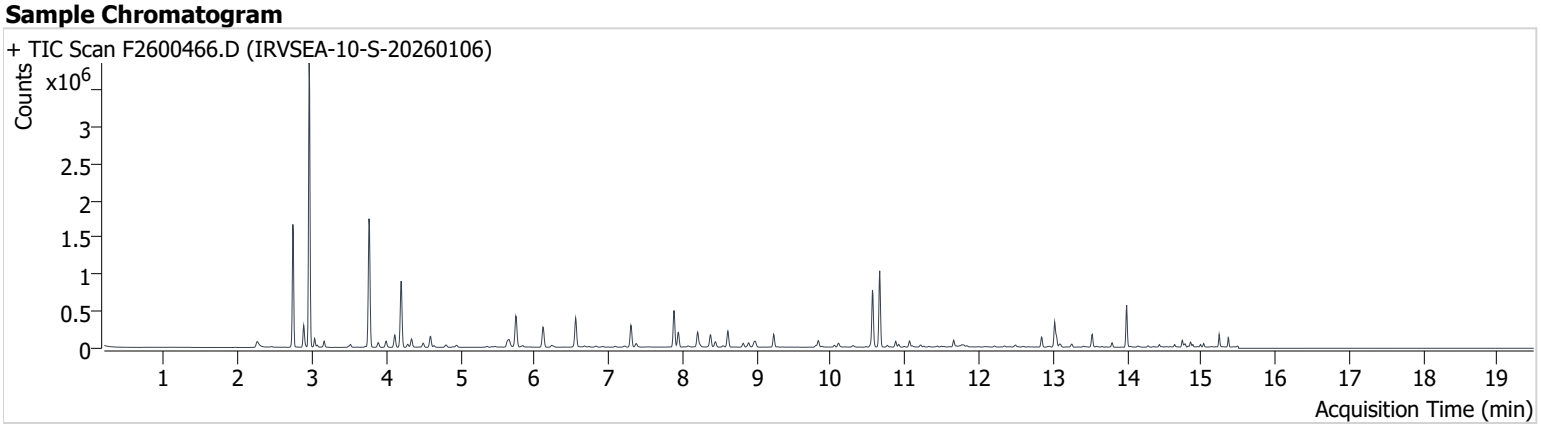

Name	ISTD	RT	ICAL RT	Resp.	Int. Flag
benzene-d6 (IS)		7.883	7.889	446,381	
Benzene	benzene-d6 (IS)	7.944	7.945	182,181	
Toluene-d8 (IS)		10.563	10.569	485,611	
Toluene	Toluene-d8 (IS)	10.661	10.667	684,175	
Ethylbenzene	Toluene-d8 (IS)	12.845	12.851	92,298	
m-/p-Xylenes	Toluene-d8 (IS)	13.022	13.028	248,437	
o-Xylene	Toluene-d8 (IS)	13.530	13.530	98,799	

benzene-d6 (IS)

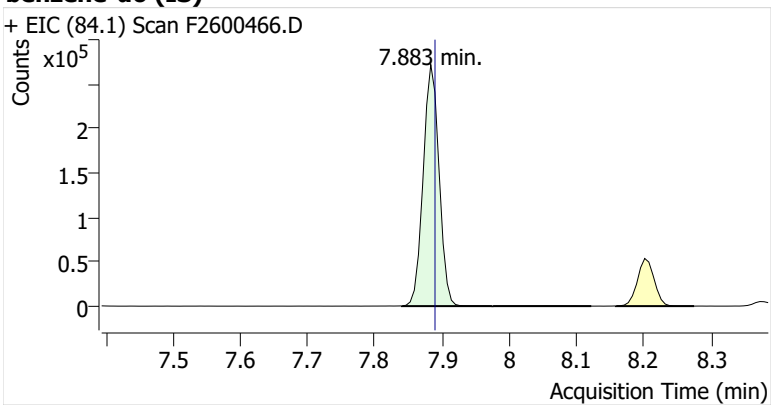

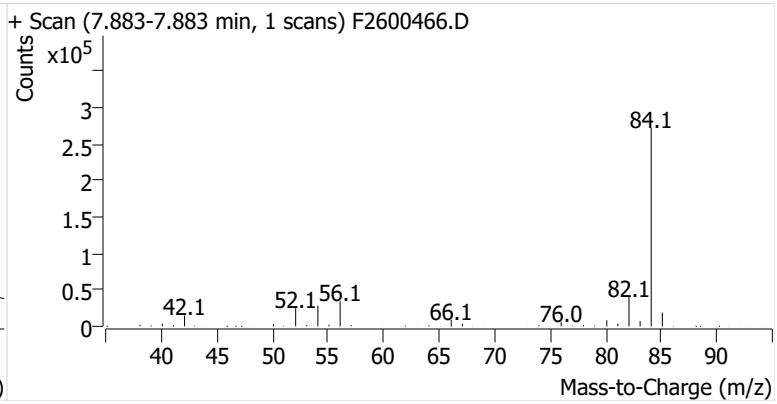

Benzene

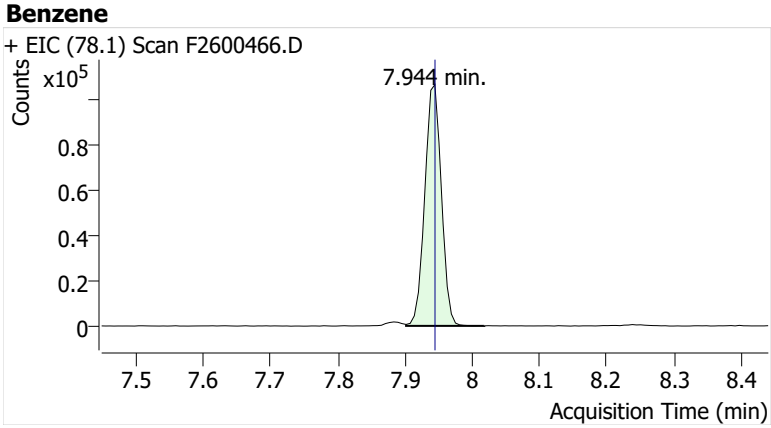

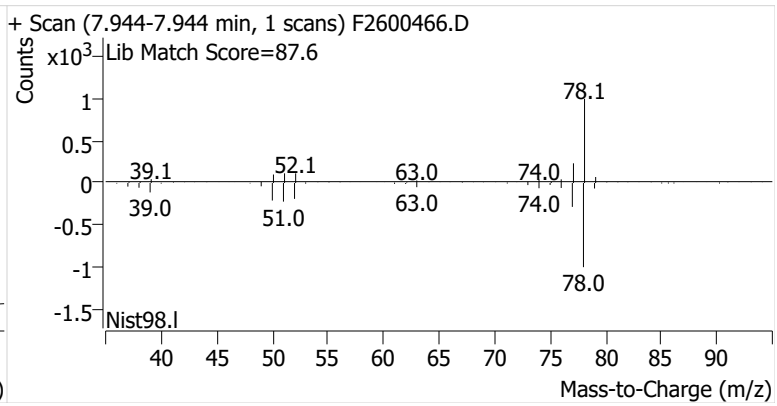

Toluene-d8 (IS)

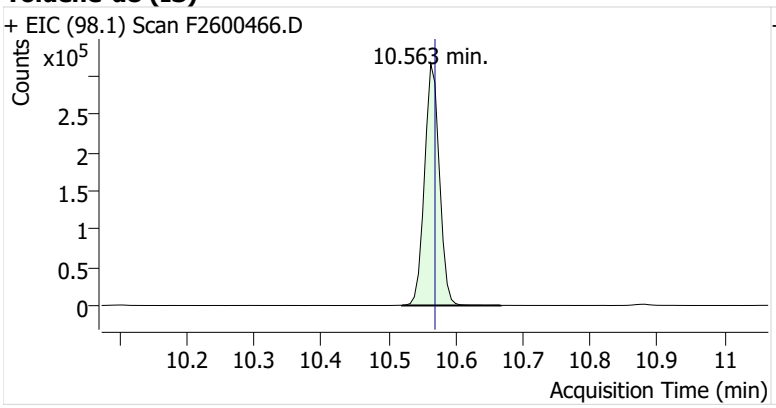

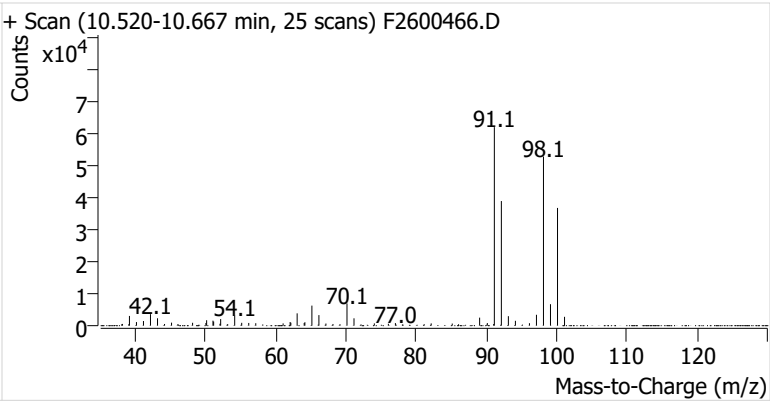

Toluene

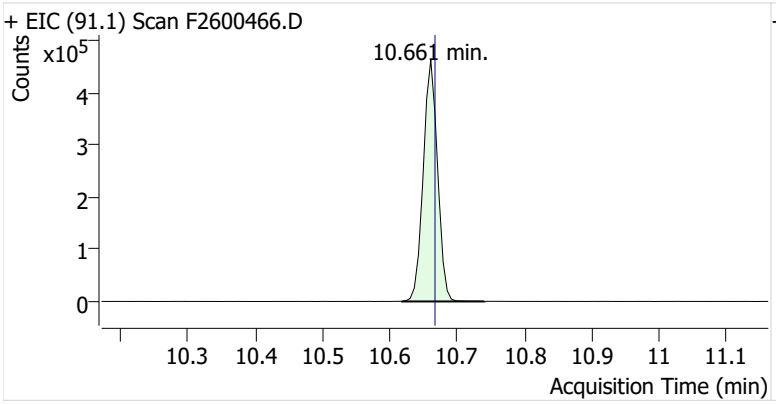

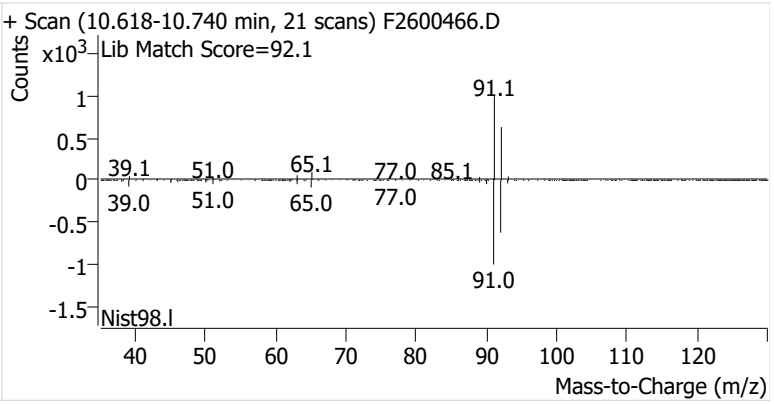

Ethylbenzene

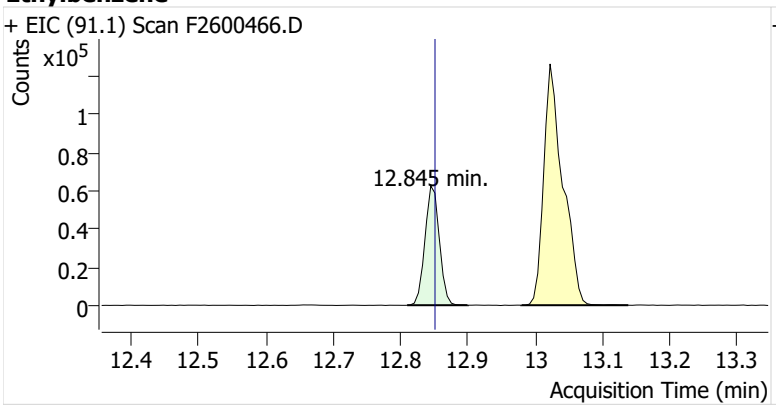

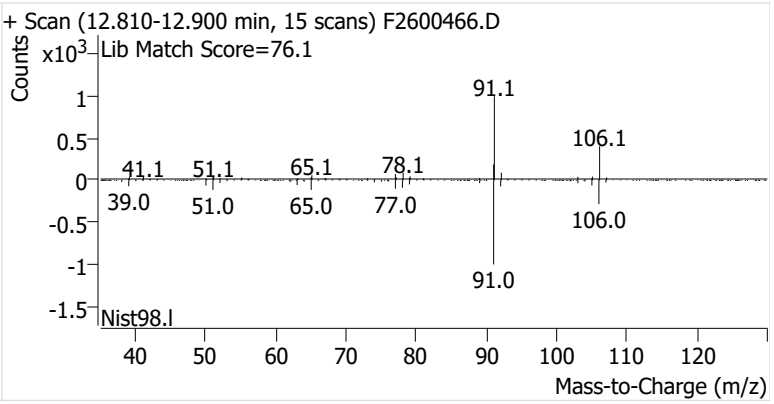

m-/p-Xylenes

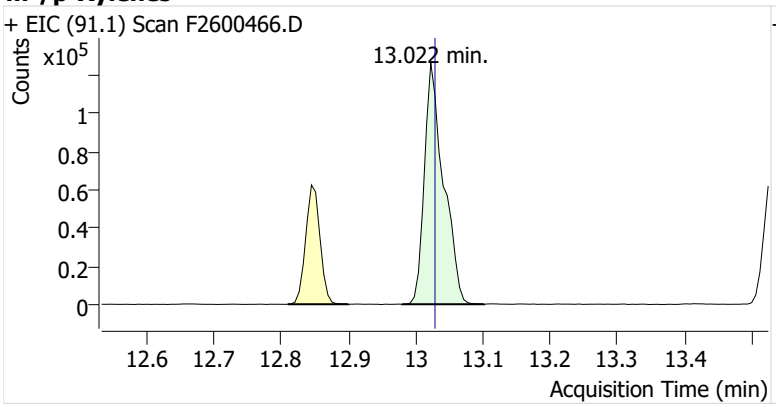

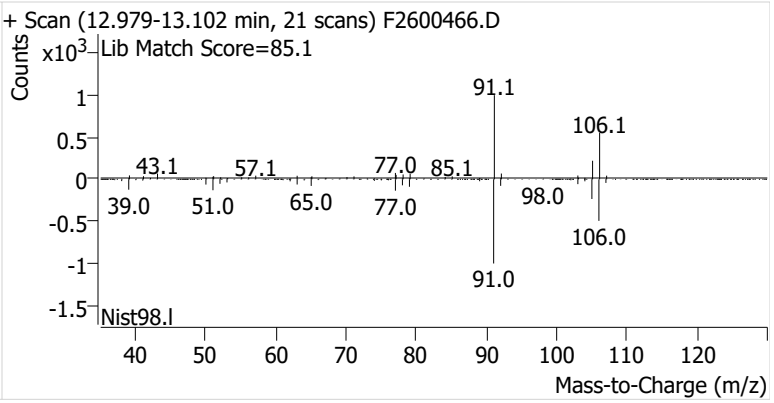

o-Xylene

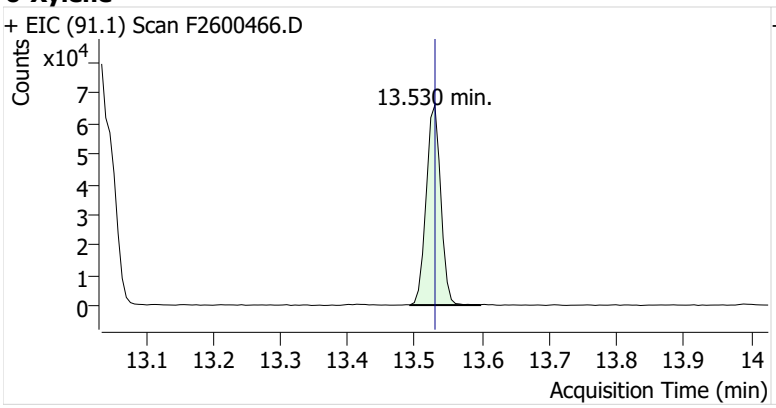
+ EIC (91.1) Scan F2600466.D
Counts
x10^4
13.530 min.
Acquisition Time (min)

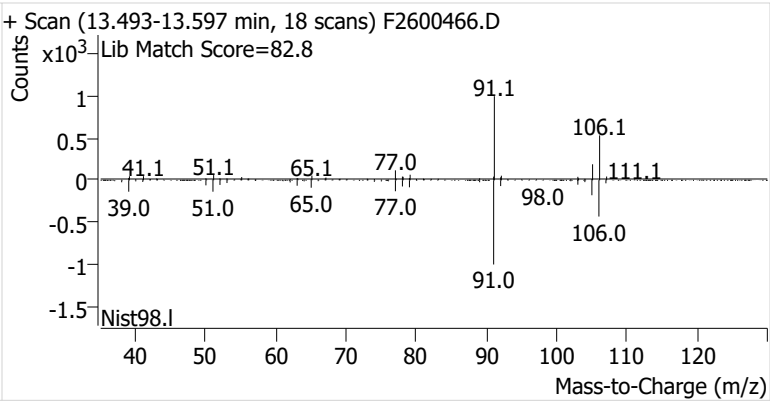
+ Scan (13.493-13.597 min, 18 scans) F2600466.D
Counts
x10^3
Lib Match Score=82.8
91.1
106.1
41.1
51.1
65.1
77.0
111.1
98.0
39.0
51.0
65.0
77.0
106.0
91.0
Nist98.l
Mass-to-Charge (m/z)

Name	IRVSEA-11-S-20260106
Comment	C33514
Data File	F2600467.D
Acq. Date-Time	1/21/2026 9:14:50 PM
Acq. Method File	M325B-MTD
Tube Sorbent	Carbopack X
Analyze Quant Version	12.1
Report Quant Version	12.1

Sample Chromatogram

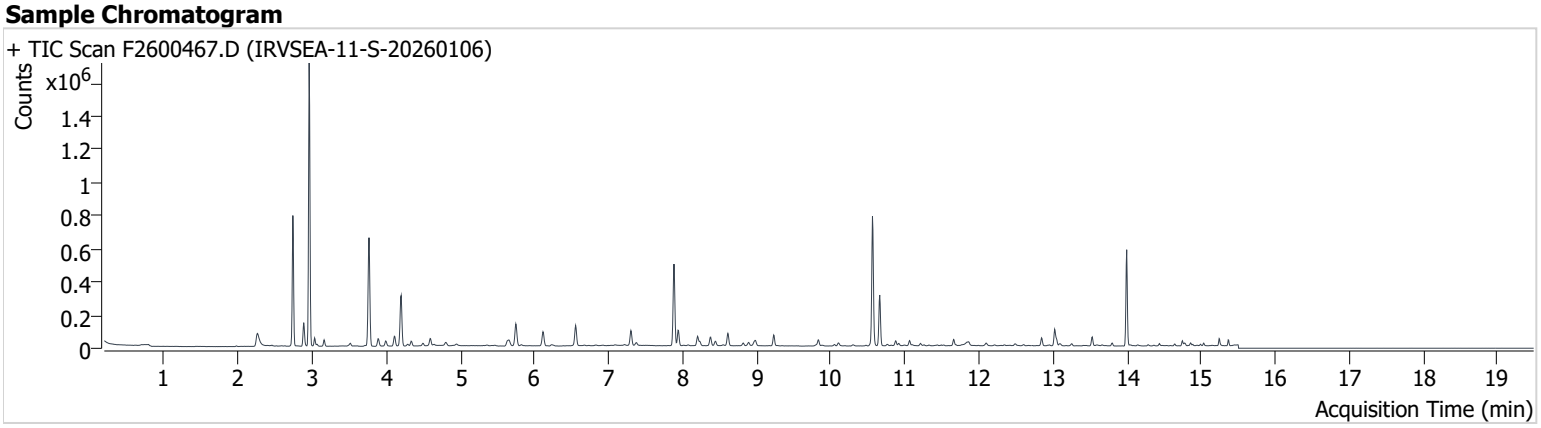

Name	ISTD	RT	ICAL RT	Resp.	Int. Flag
benzene-d6 (IS)		7.883	7.889	450,408	
Benzene	benzene-d6 (IS)	7.938	7.945	83,851	
Toluene-d8 (IS)		10.563	10.569	487,968	
Toluene	Toluene-d8 (IS)	10.661	10.667	206,005	
Ethylbenzene	Toluene-d8 (IS)	12.845	12.851	32,832	
m-/p-Xylenes	Toluene-d8 (IS)	13.022	13.028	73,343	
o-Xylene	Toluene-d8 (IS)	13.530	13.530	29,660	

benzene-d6 (IS)

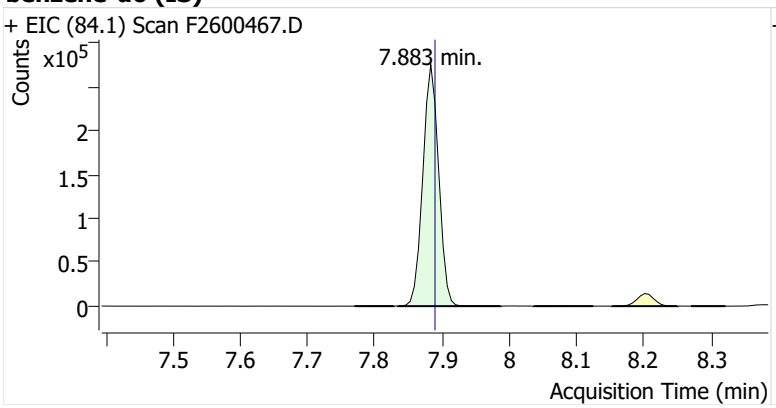

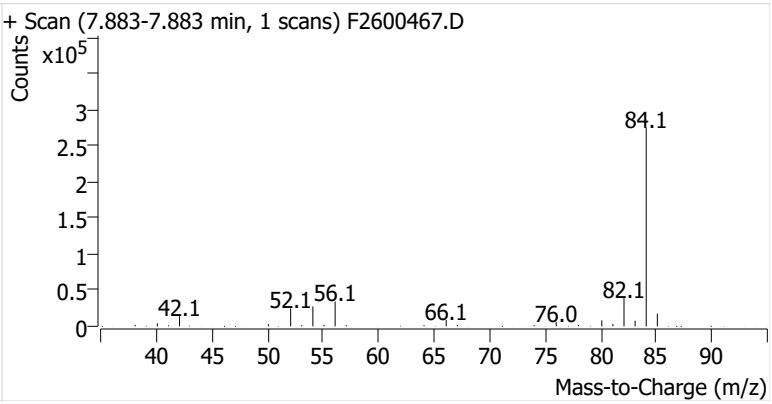

Benzene

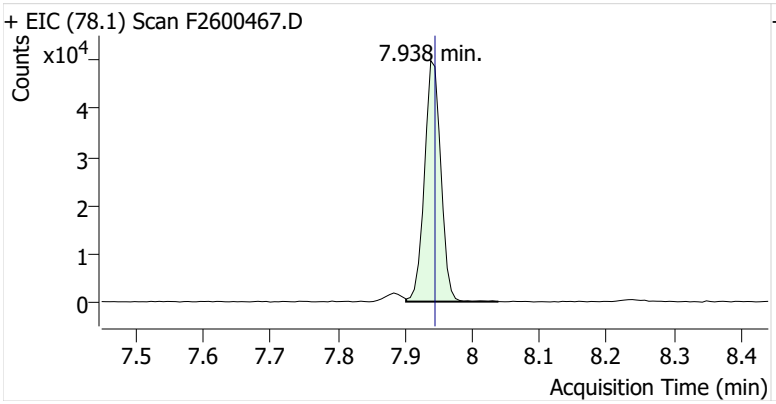

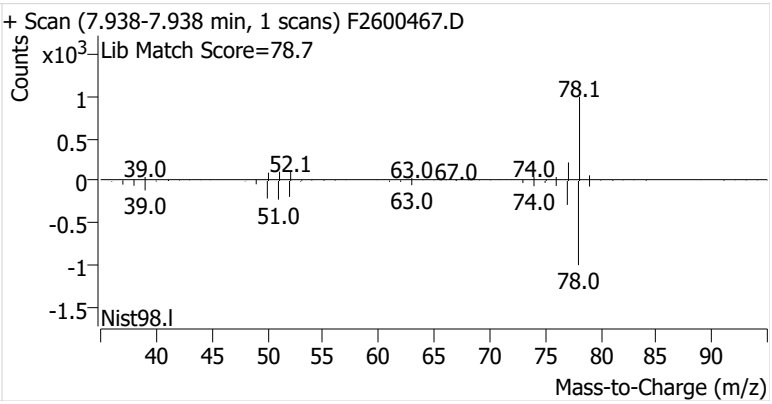

Toluene-d8 (IS)

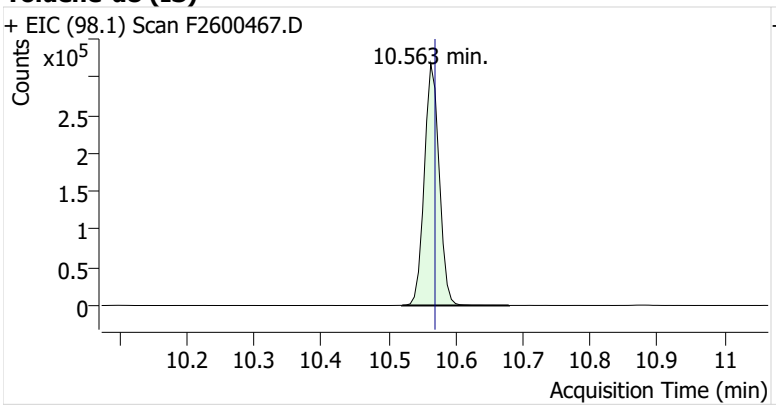

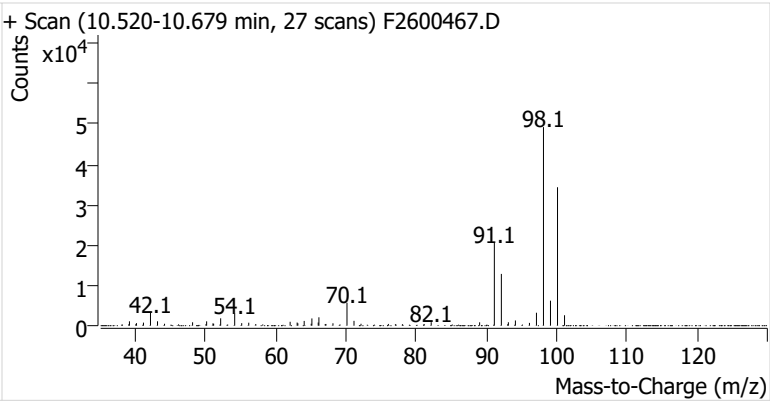

Toluene

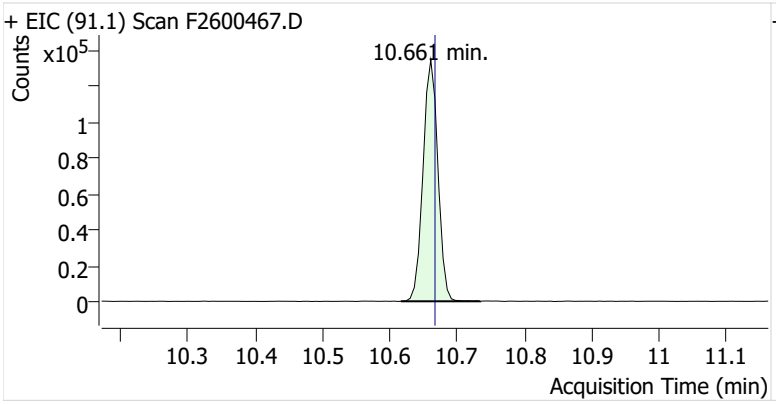

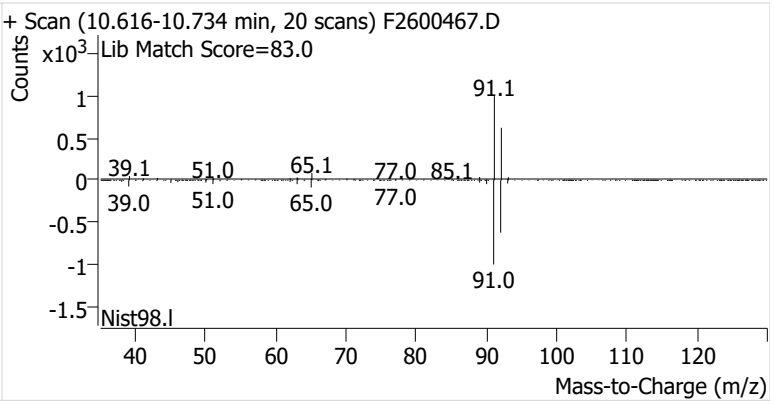

Ethylbenzene

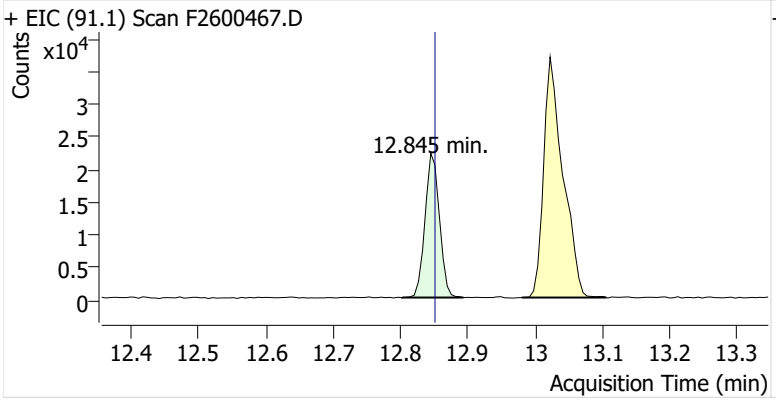

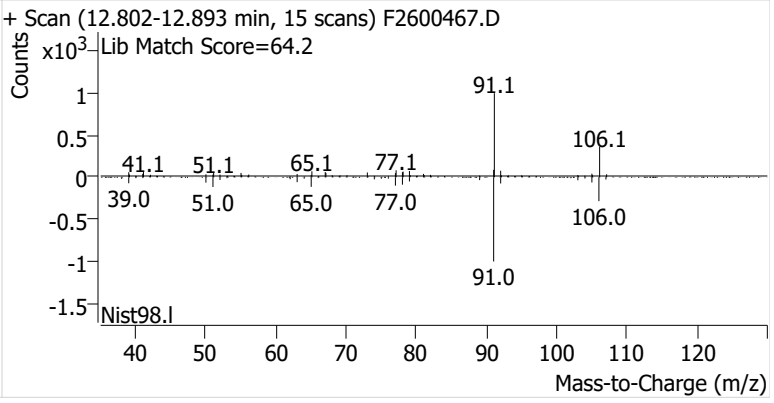

m-/p-Xylenes

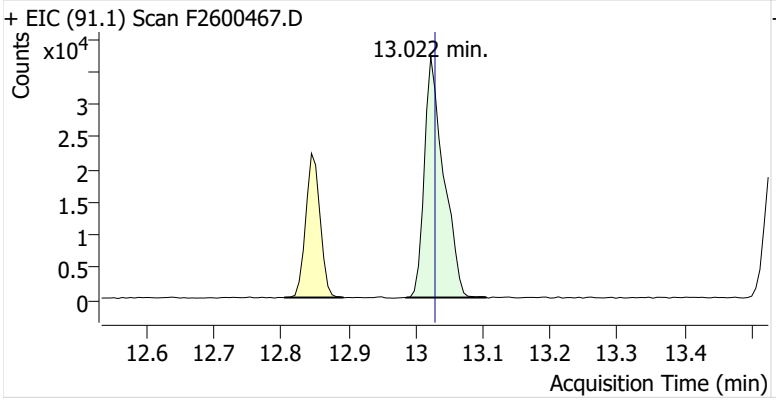

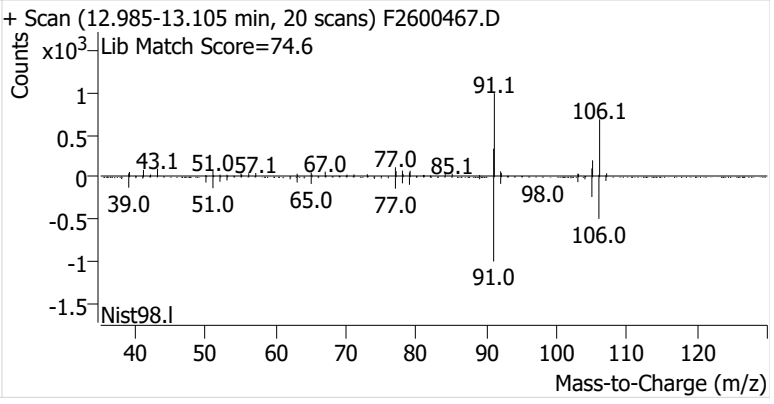

o-Xylene

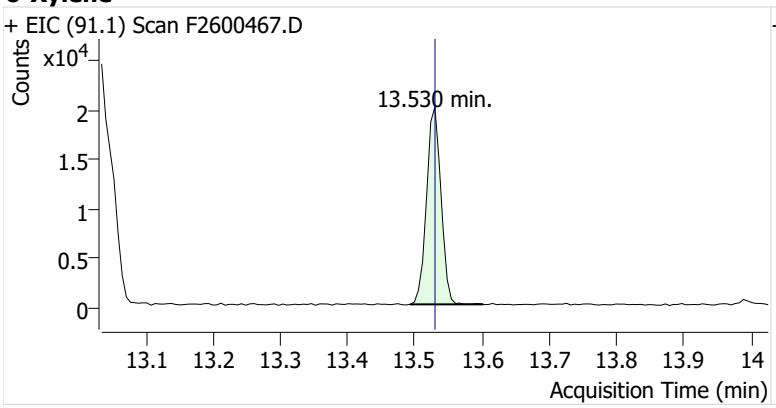
+ EIC (91.1) Scan F2600467.D
Counts
x10^4
2
1.5
1
0.5
0
13.530 min.
13.1
13.2
13.3
13.4
13.5
13.6
13.7
13.8
13.9
14
Acquisition Time (min)

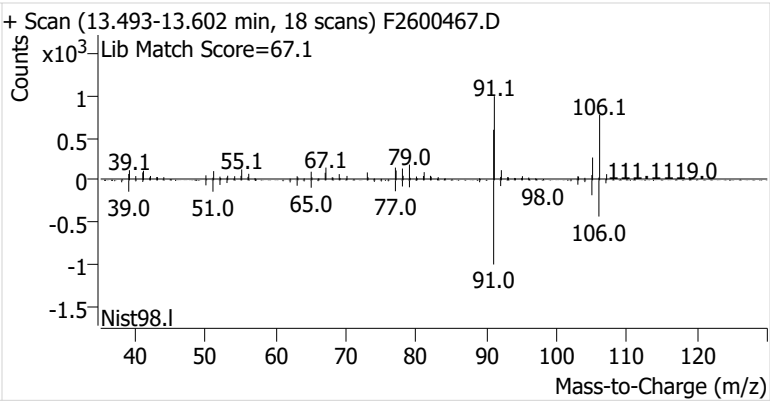
+ Scan (13.493-13.602 min, 18 scans) F2600467.D
Lib Match Score=67.1
Counts
x10^3
1
0.5
0
-0.5
-1
-1.5
91.1
106.1
39.1
55.1
67.1
79.0
111.1119.0
98.0
39.0
51.0
65.0
77.0
106.0
91.0
Nist98.l
40
50
60
70
80
90
100
110
120
Mass-to-Charge (m/z)

Name	IRVSEA-12-S-20260106
Comment	C57675
Data File	F2600468.D
Acq. Date-Time	1/21/2026 9:40:18 PM
Acq. Method File	M325B-MTD
Tube Sorbent	Carbopack X
Analyze Quant Version	12.1
Report Quant Version	12.1

Sample Chromatogram

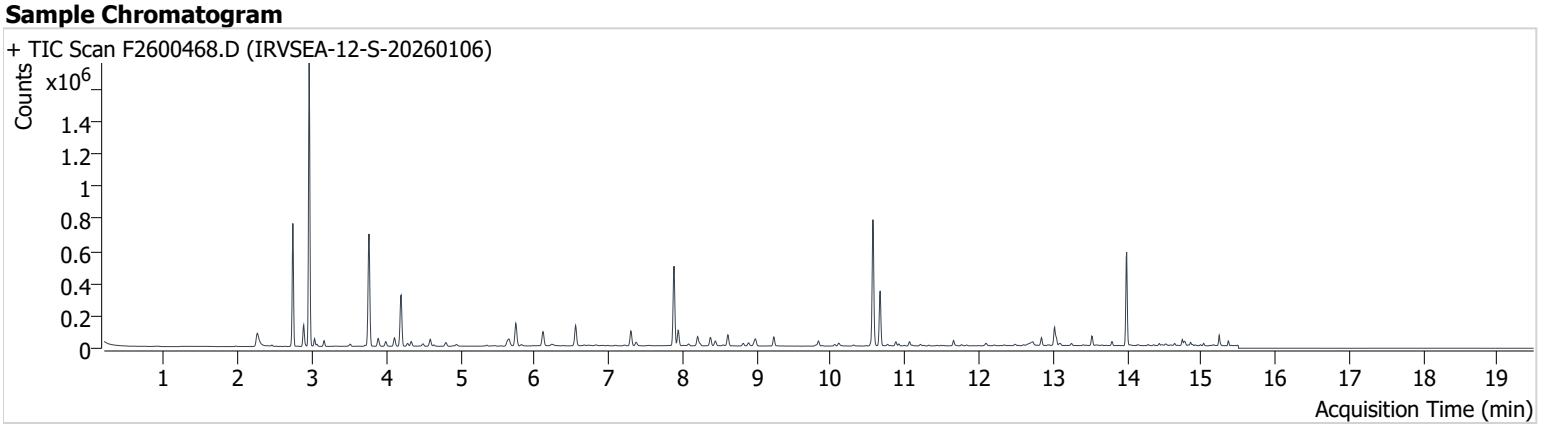

Name	ISTD	RT	ICAL RT	Resp.	Int. Flag
benzene-d6 (IS)		7.883	7.889	447,657	
Benzene	benzene-d6 (IS)	7.939	7.945	85,639	
Toluene-d8 (IS)		10.569	10.569	484,122	
Toluene	Toluene-d8 (IS)	10.667	10.667	223,611	
Ethylbenzene	Toluene-d8 (IS)	12.845	12.851	31,735	
m-/p-Xylenes	Toluene-d8 (IS)	13.022	13.028	85,178	
o-Xylene	Toluene-d8 (IS)	13.524	13.530	33,659	

benzene-d6 (IS)

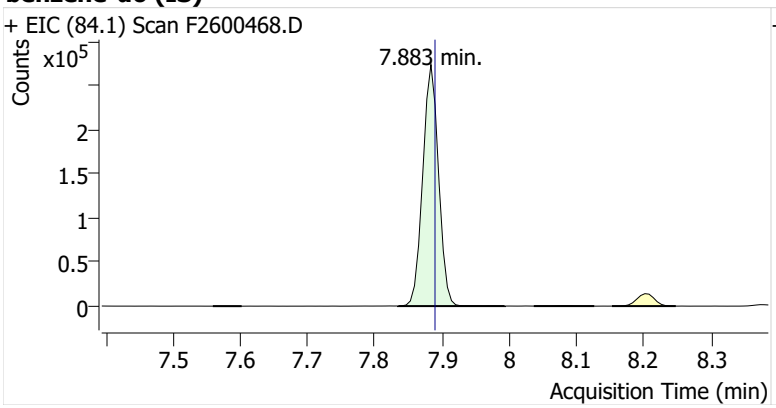

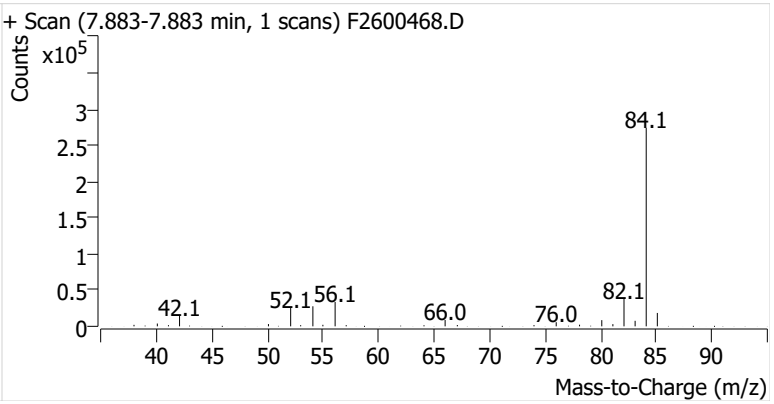

Benzene

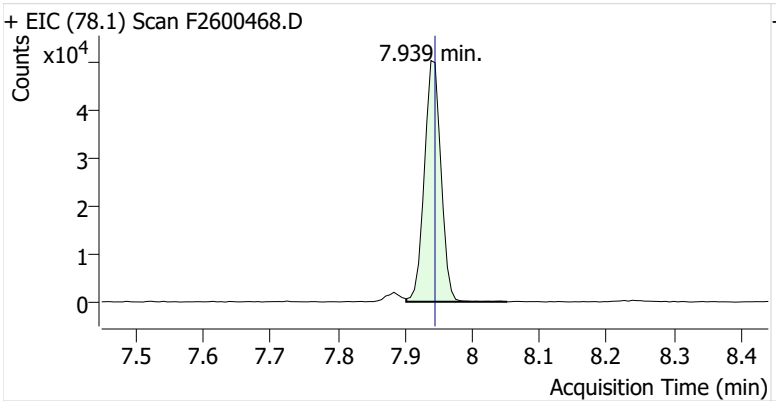

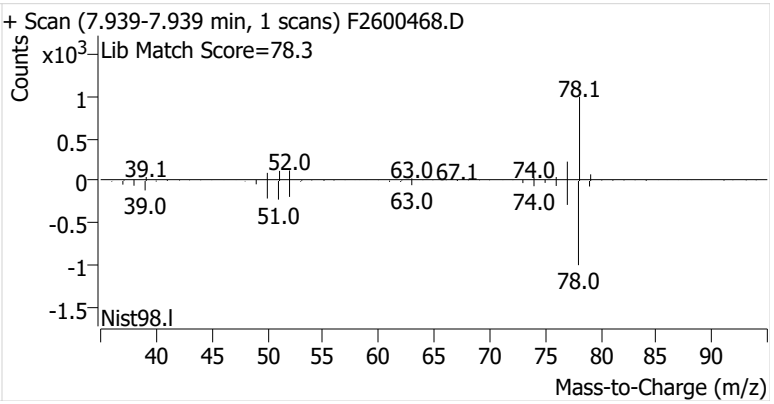

Toluene-d8 (IS)

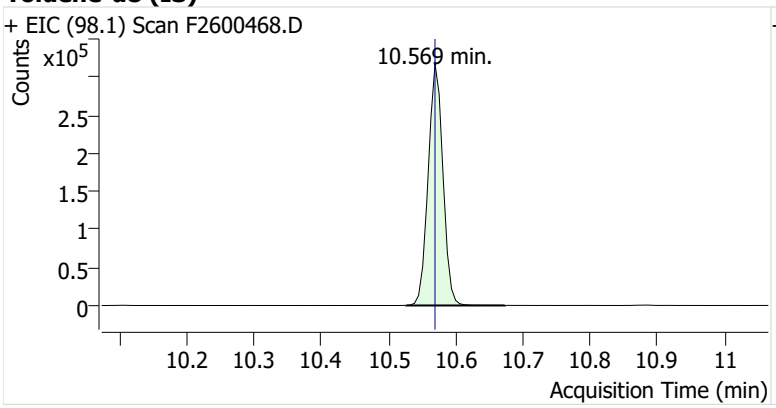

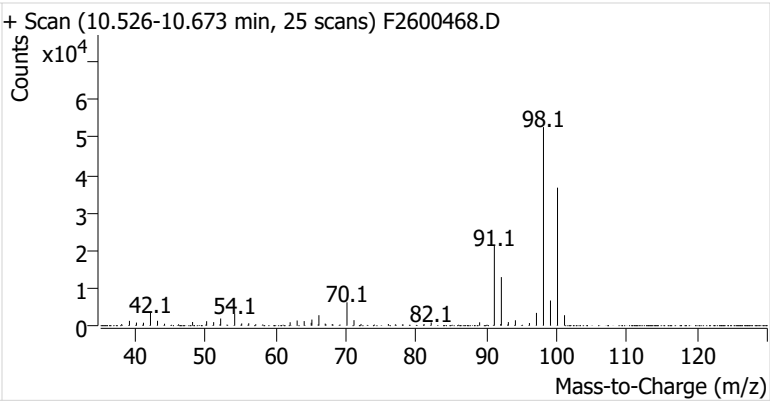

Toluene

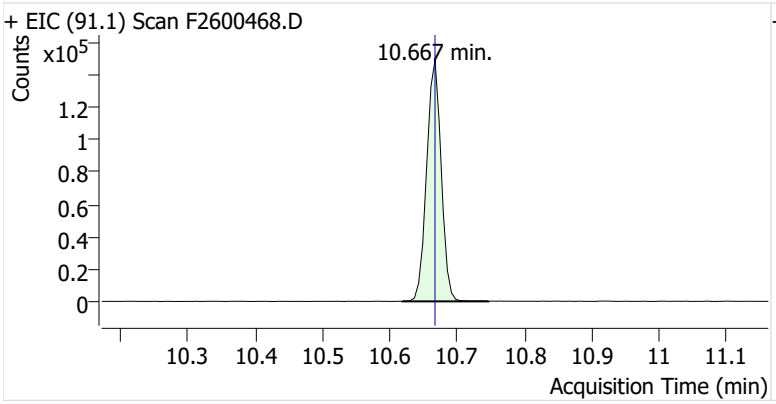

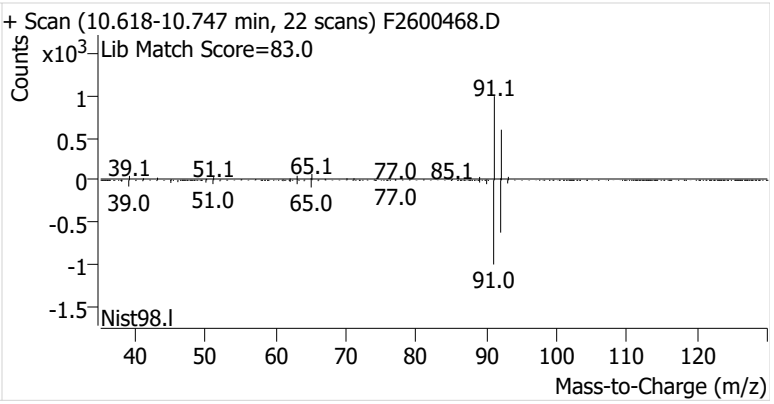

Ethylbenzene

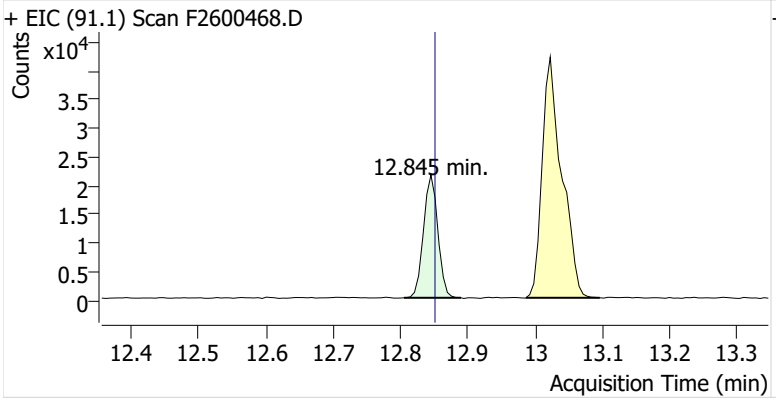

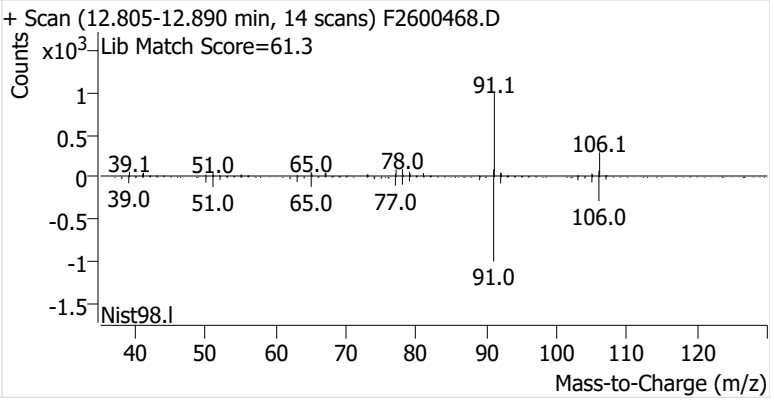

m-/p-Xylenes

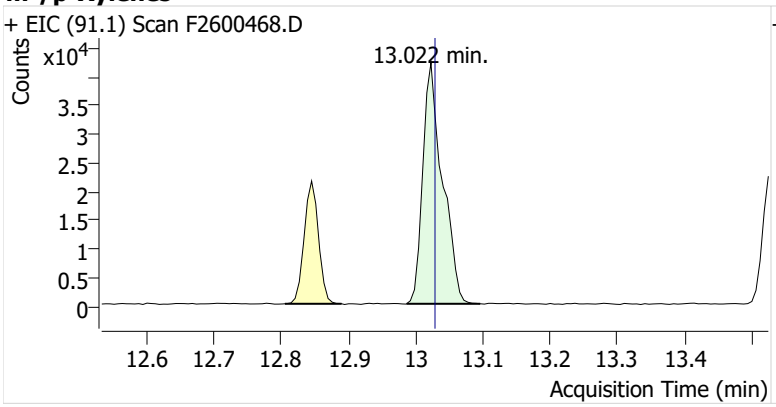

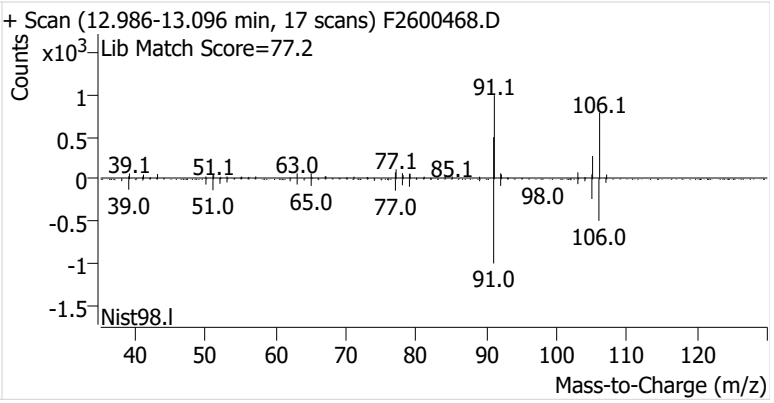

o-Xylene

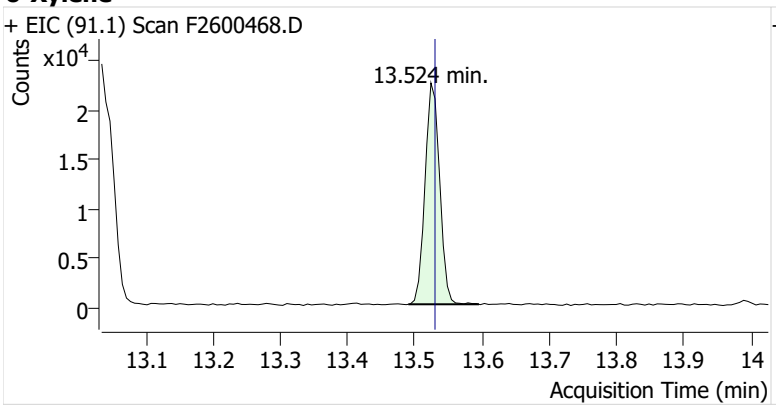
+ EIC (91.1) Scan F2600468.D
Counts
x10^4
13.524 min.
2
1.5
1
0.5
0
13.1 13.2 13.3 13.4 13.5 13.6 13.7 13.8 13.9 14
Acquisition Time (min)

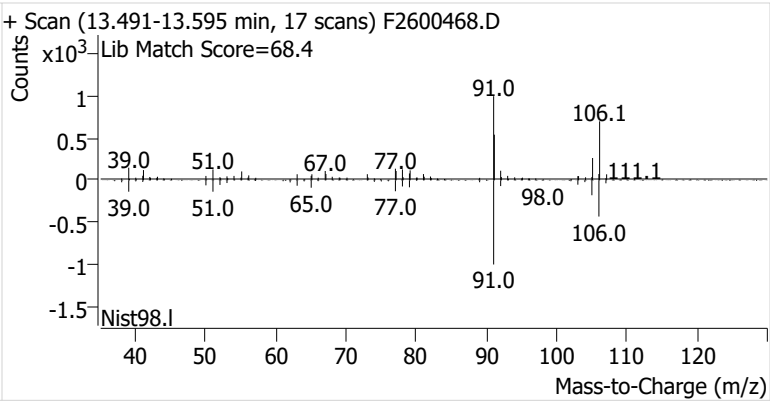
+ Scan (13.491-13.595 min, 17 scans) F2600468.D
Counts
x10^3
Lib Match Score=68.4
91.0
106.1
39.0
51.0
67.0
77.0
111.1
98.0
39.0
51.0
65.0
77.0
106.0
91.0
1
0.5
0
-0.5
-1
-1.5
Nist98.l
40 50 60 70 80 90 100 110 120
Mass-to-Charge (m/z)

Name	IRVSEA-13-S-20260106
Comment	C69526
Data File	F2600469.D
Acq. Date-Time	1/21/2026 10:06:33 PM
Acq. Method File	M325B-MTD
Tube Sorbent	Carbopack X
Analyze Quant Version	12.1
Report Quant Version	12.1

Sample Chromatogram

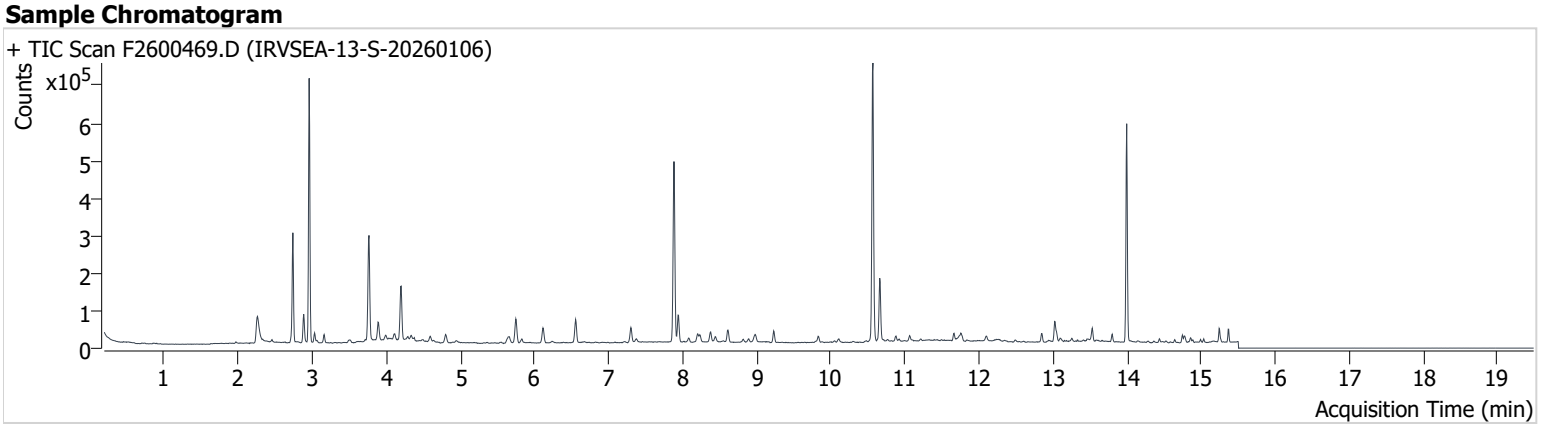

Name	ISTD	RT	ICAL RT	Resp.	Int. Flag
benzene-d6 (IS)		7.883	7.889	441,945	
Benzene	benzene-d6 (IS)	7.944	7.945	64,461	
Toluene-d8 (IS)		10.569	10.569	475,041	
Toluene	Toluene-d8 (IS)	10.661	10.667	111,964	
Ethylbenzene	Toluene-d8 (IS)	12.845	12.851	16,838	
m-/p-Xylenes	Toluene-d8 (IS)	13.022	13.028	41,416	
o-Xylene	Toluene-d8 (IS)	13.530	13.530	17,214	

benzene-d6 (IS)

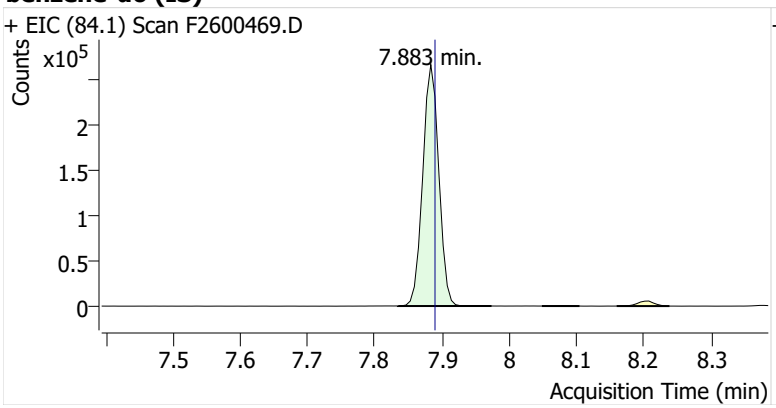

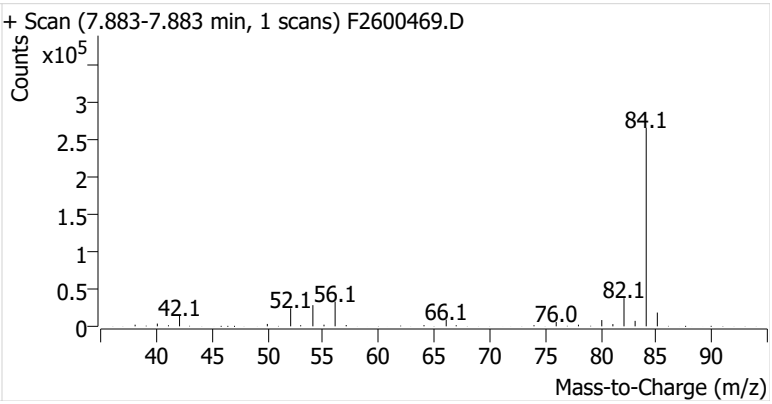

Benzene

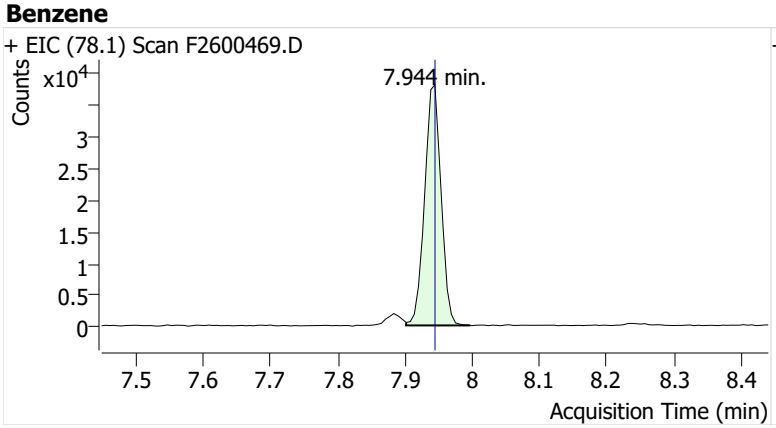

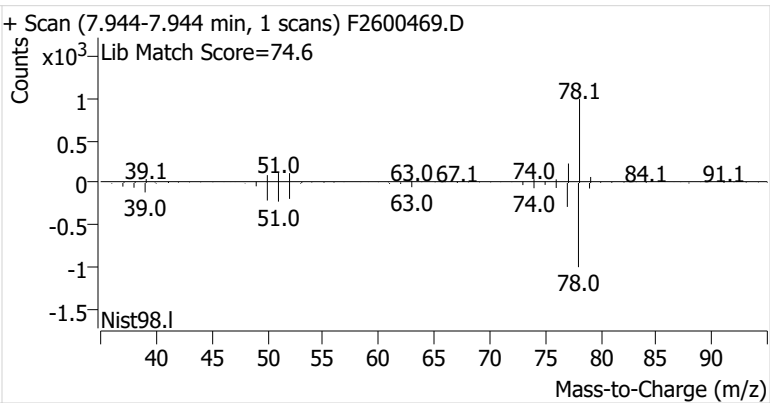

Toluene-d8 (IS)

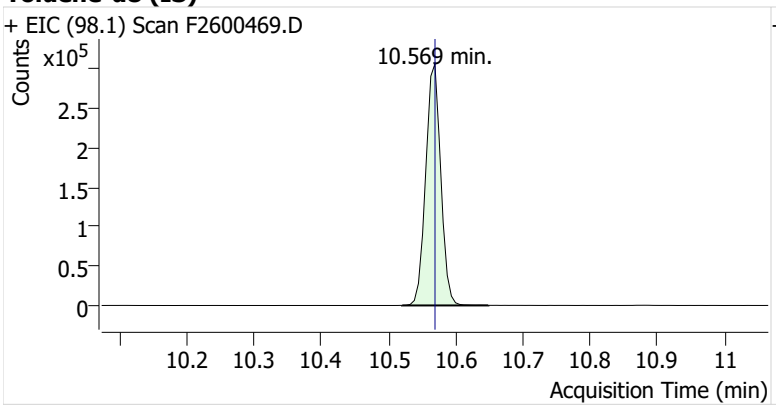

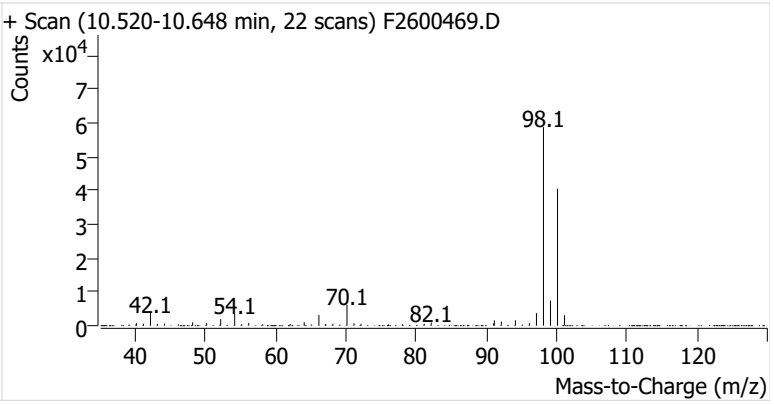

Toluene

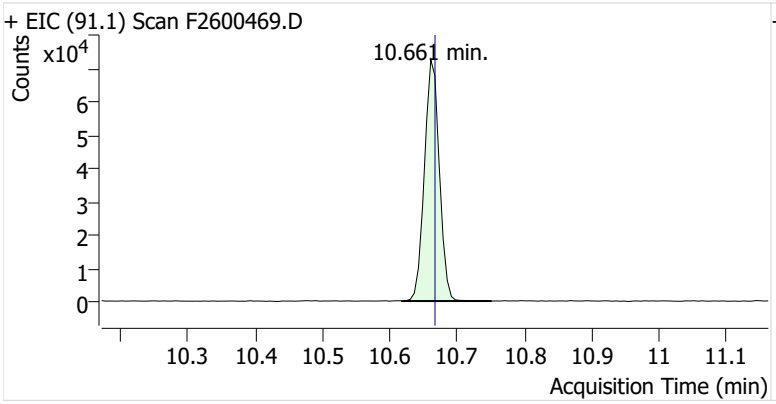

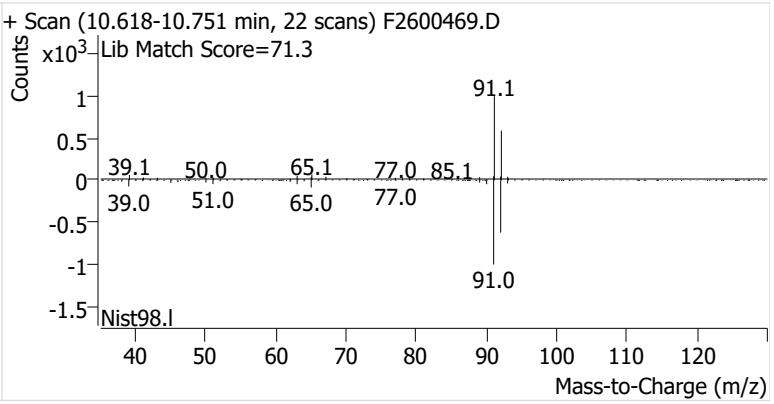

Ethylbenzene

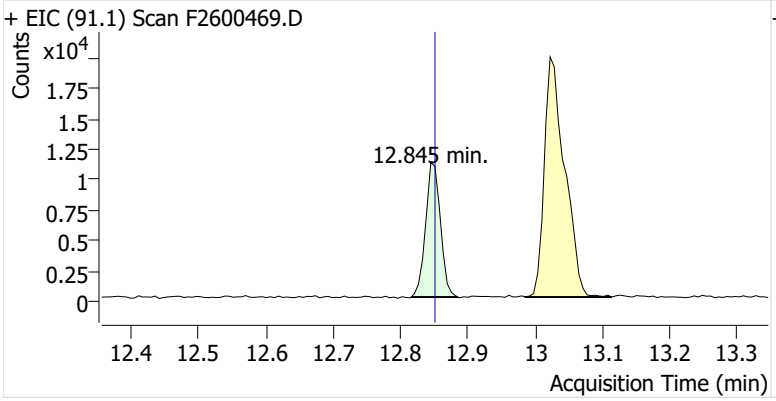

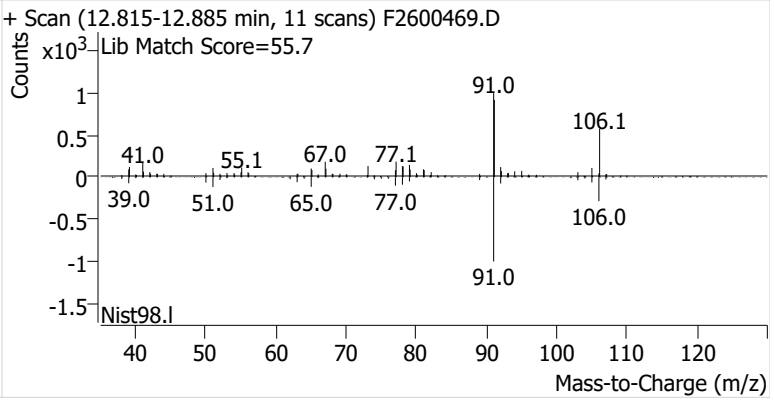

m-/p-Xylenes

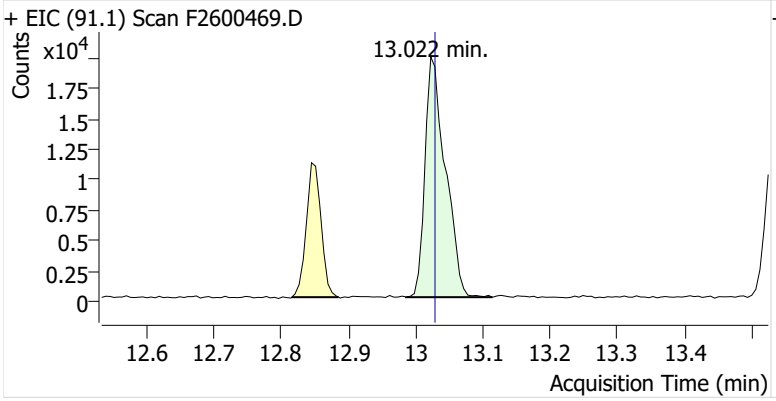

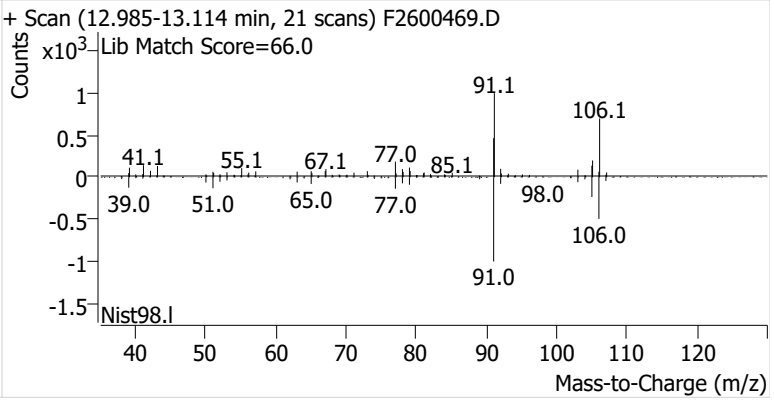

o-Xylene

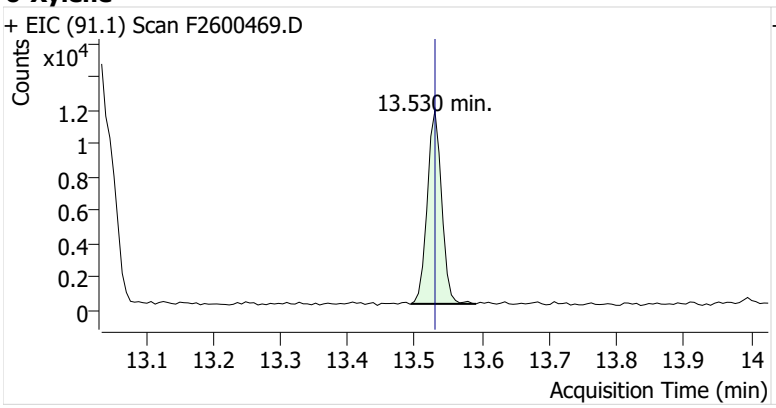
+ EIC (91.1) Scan F2600469.D
Counts
x10^4
1.2
1
0.8
0.6
0.4
0.2
0
13.530 min.
13.1 13.2 13.3 13.4 13.5 13.6 13.7 13.8 13.9 14
Acquisition Time (min)

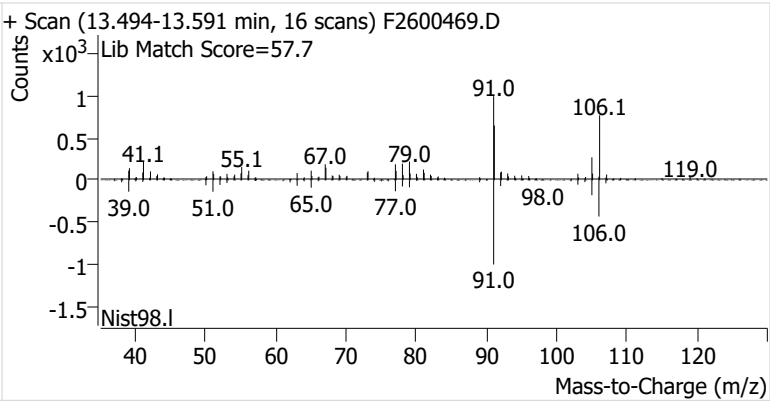
+ Scan (13.494-13.591 min, 16 scans) F2600469.D
Lib Match Score=57.7
Counts
x10^3
1
0.5
0
-0.5
-1
-1.5
91.0
106.1
41.1
55.1
67.0
79.0
119.0
39.0
51.0
65.0
77.0
98.0
106.0
91.0
Nist98.l
40 50 60 70 80 90 100 110 120
Mass-to-Charge (m/z)

Name	IRVSEA-14-S-20260106
Comment	B46189
Data File	F2600470.D
Acq. Date-Time	1/21/2026 10:31:58 PM
Acq. Method File	M325B-MTD
Tube Sorbent	Carbopack X
Analyze Quant Version	12.1
Report Quant Version	12.1

Sample Chromatogram

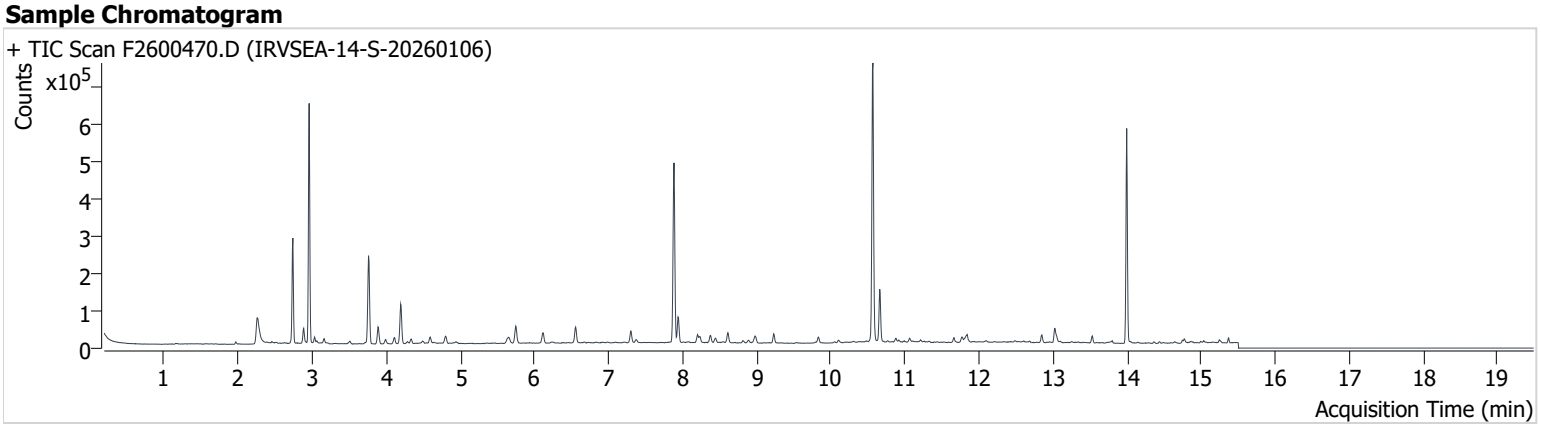

Name	ISTD	RT	ICAL RT	Resp.	Int. Flag
benzene-d6 (IS)		7.883	7.889	446,115	
Benzene	benzene-d6 (IS)	7.938	7.945	62,361	
Toluene-d8 (IS)		10.569	10.569	474,269	
Toluene	Toluene-d8 (IS)	10.661	10.667	92,610	
Ethylbenzene	Toluene-d8 (IS)	12.851	12.851	14,052	
m-/p-Xylenes	Toluene-d8 (IS)	13.028	13.028	27,090	
o-Xylene	Toluene-d8 (IS)	13.530	13.530	10,733	

benzene-d6 (IS)

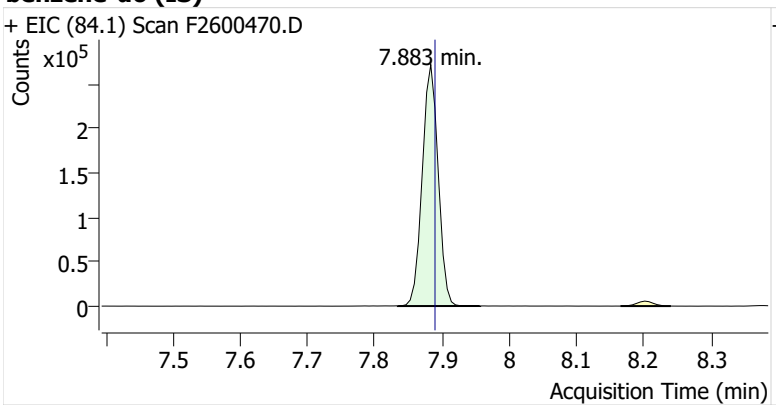

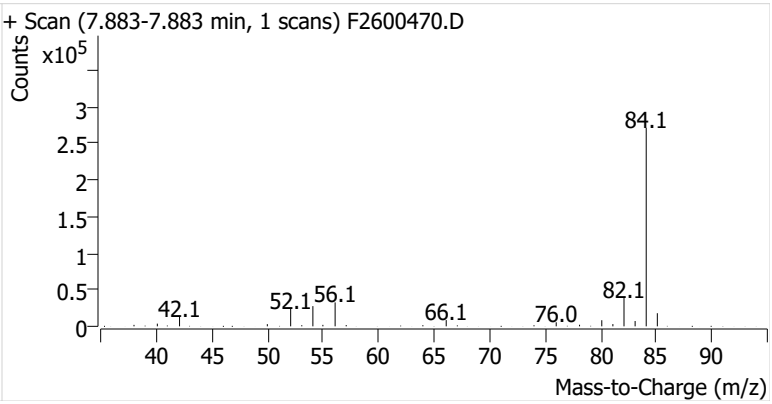

Benzene

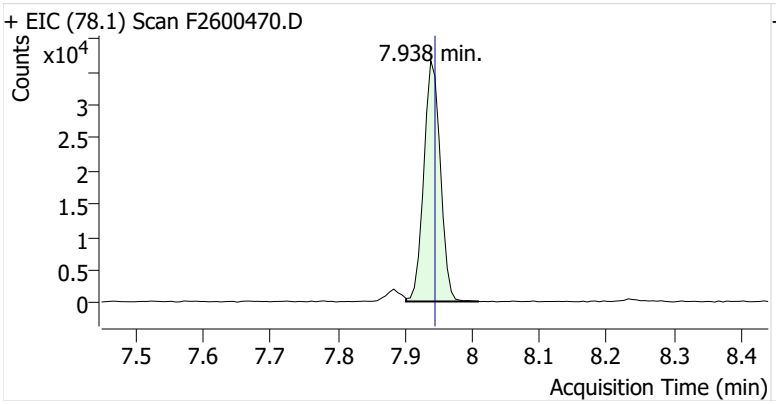

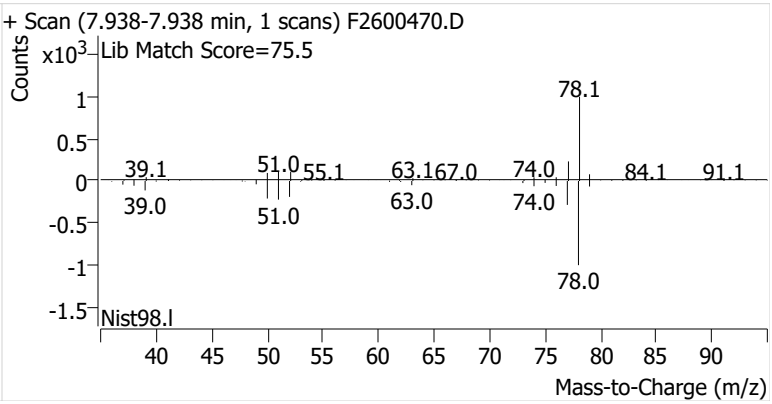

Toluene-d8 (IS)

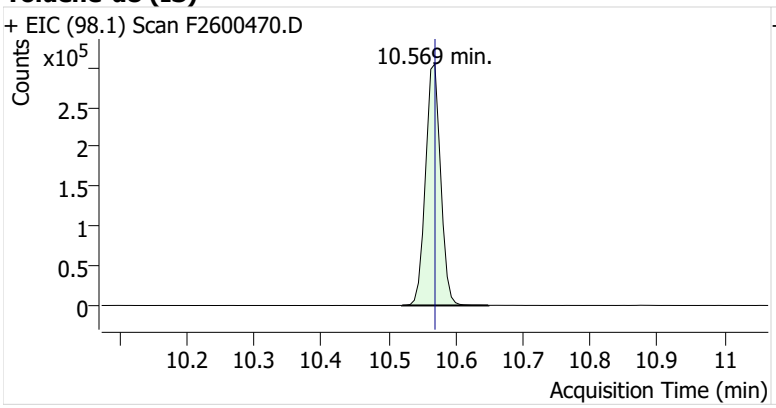

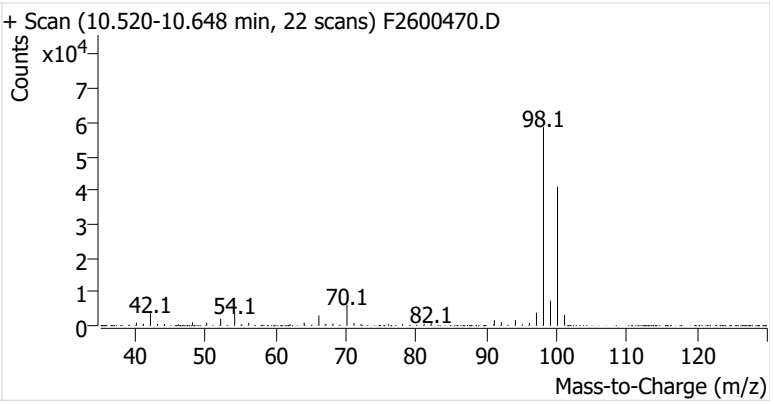

Toluene

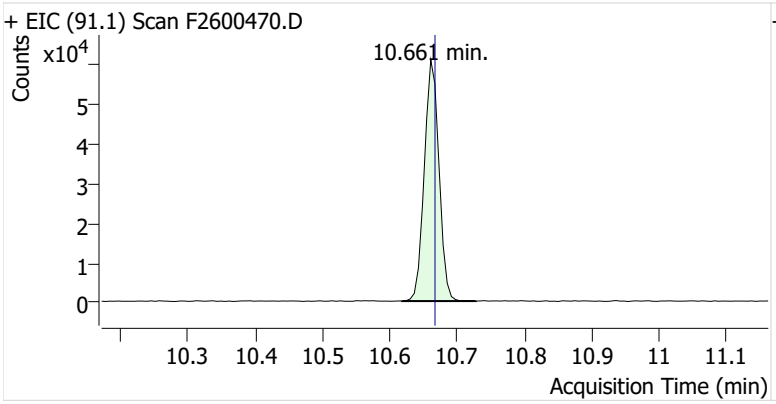

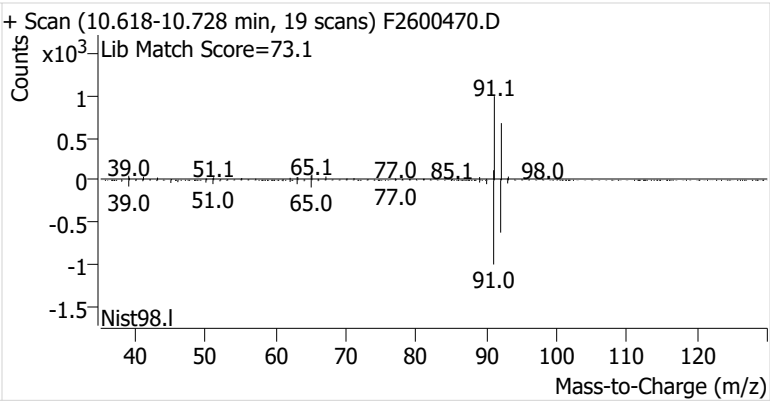

Ethylbenzene

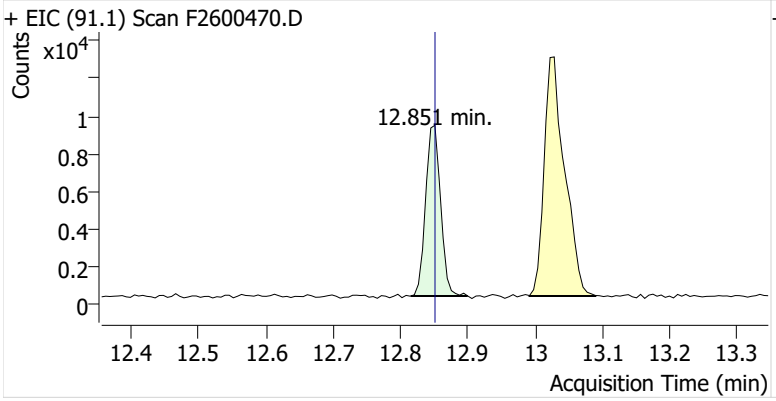

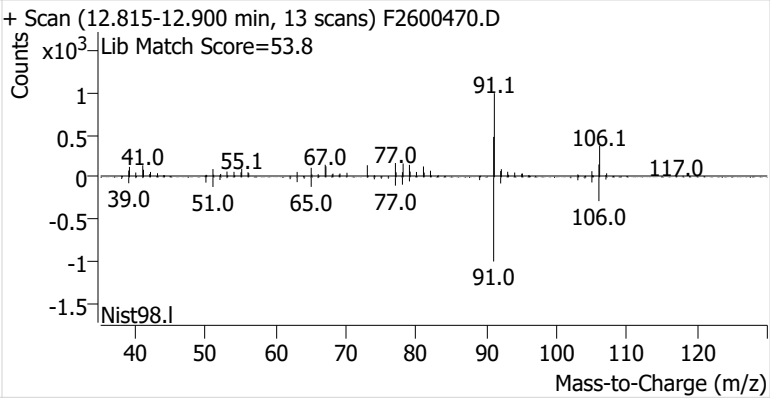

m-/p-Xylenes

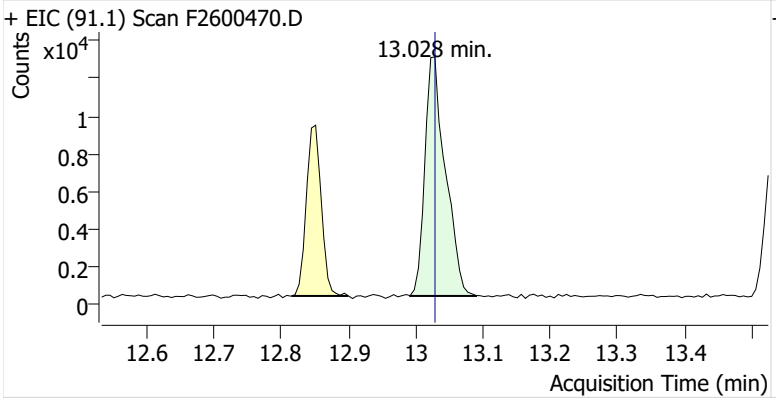

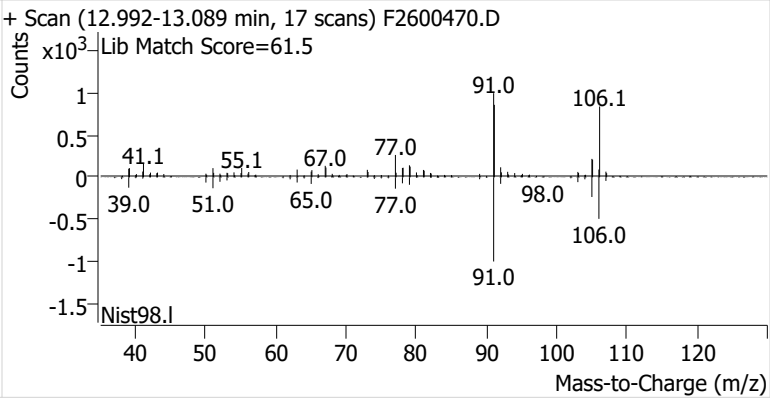

o-Xylene

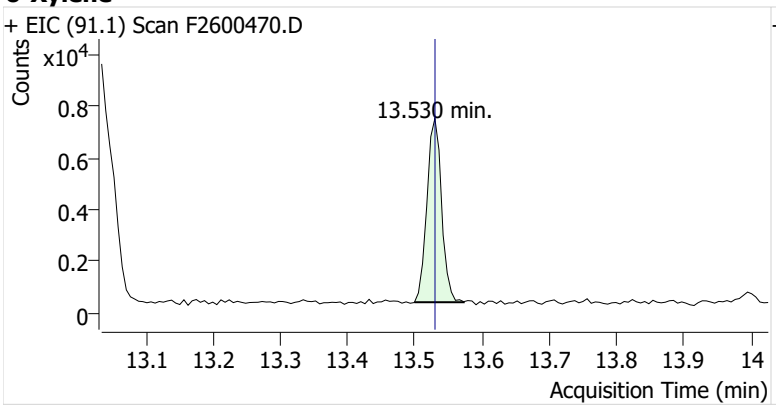
+ EIC (91.1) Scan F2600470.D
Counts
x10^4
0.8
0.6
0.4
0.2
0
13.530 min.
13.1 13.2 13.3 13.4 13.5 13.6 13.7 13.8 13.9 14
Acquisition Time (min)

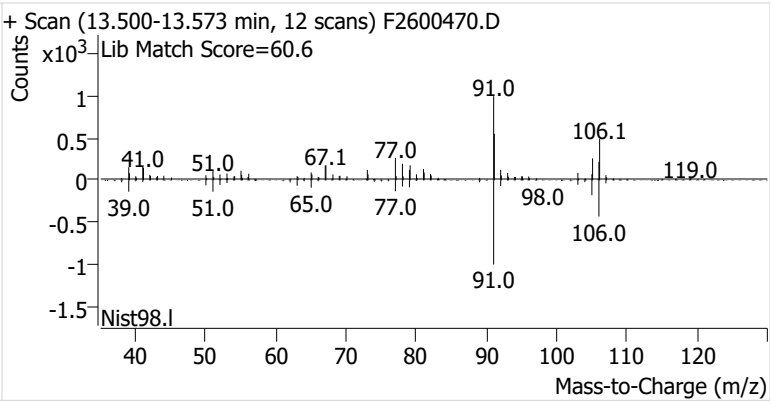
+ Scan (13.500-13.573 min, 12 scans) F2600470.D
Lib Match Score=60.6
Counts
x10^3
1
0.5
0
-0.5
-1
-1.5
91.0
106.1
41.0
51.0
67.1
77.0
119.0
39.0
51.0
65.0
77.0
98.0
106.0
91.0
Nist98.l
40 50 60 70 80 90 100 110 120
Mass-to-Charge (m/z)

Name	IRVSEA-15-S-20260106
Comment	C00727
Data File	F2600471.D
Acq. Date-Time	1/21/2026 10:57:27 PM
Acq. Method File	M325B-MTD
Tube Sorbent	Carbopack X
Analyze Quant Version	12.1
Report Quant Version	12.1

Sample Chromatogram

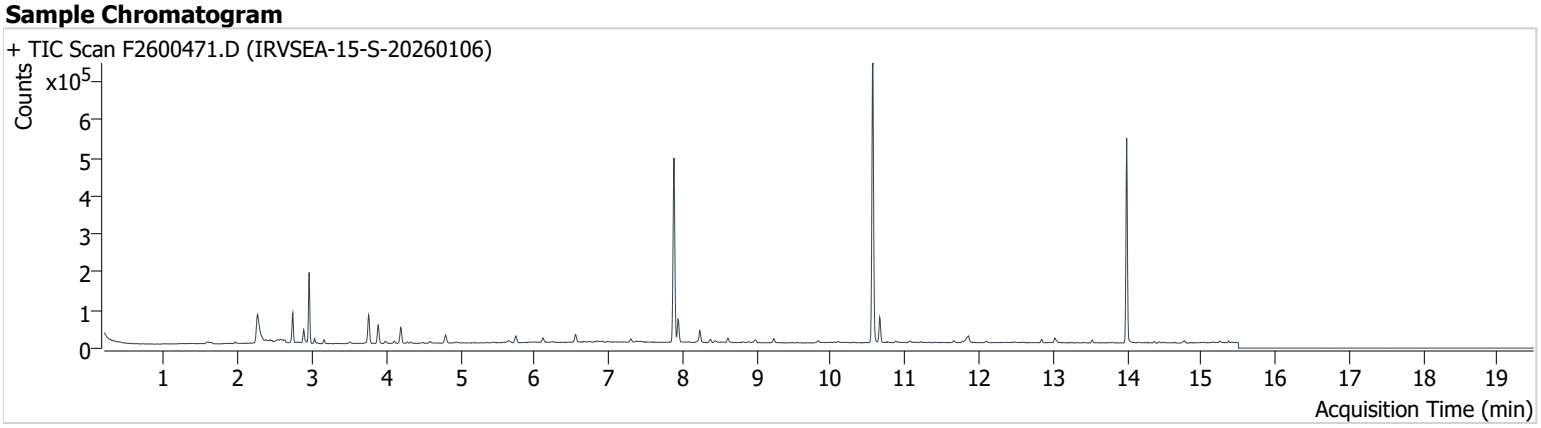

Name	ISTD	RT	ICAL RT	Resp.	Int. Flag
benzene-d6 (IS)		7.883	7.889	446,965	
Benzene	benzene-d6 (IS)	7.938	7.945	53,590	
Toluene-d8 (IS)		10.569	10.569	471,039	
Toluene	Toluene-d8 (IS)	10.661	10.667	43,245	
Ethylbenzene	Toluene-d8 (IS)	12.845	12.851	6,152	
m-/p-Xylenes	Toluene-d8 (IS)	13.022	13.028	9,320	
o-Xylene	Toluene-d8 (IS)	13.530	13.530	4,109	

benzene-d6 (IS)

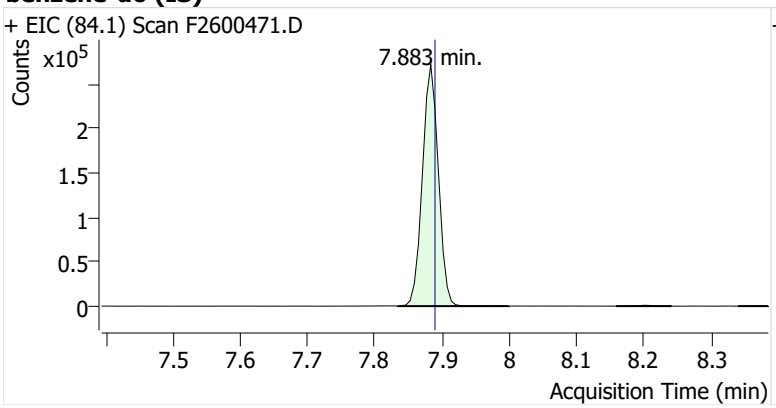

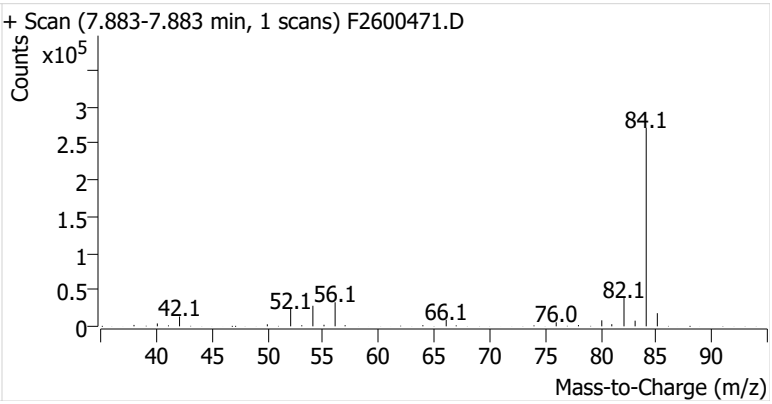

Benzene

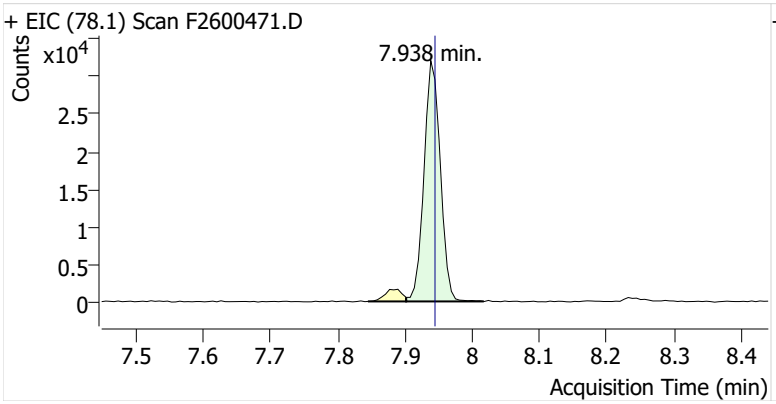

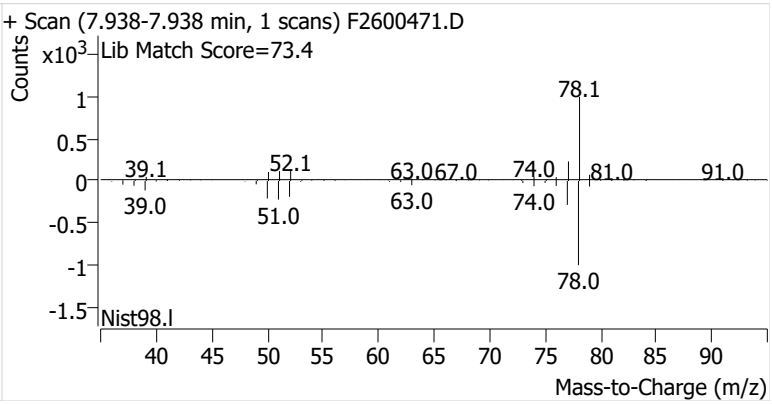

Toluene-d8 (IS)

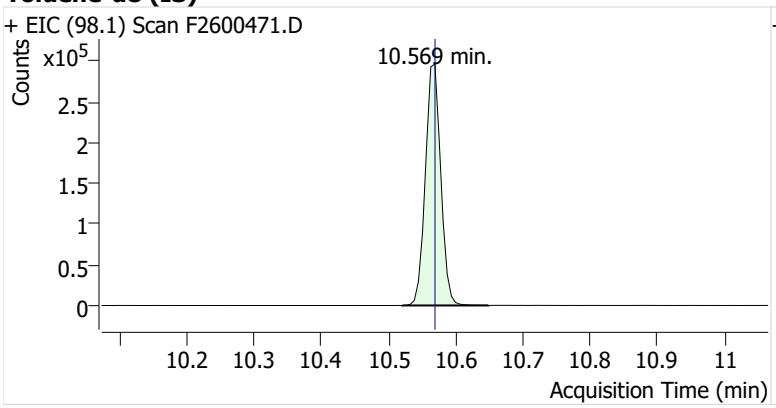

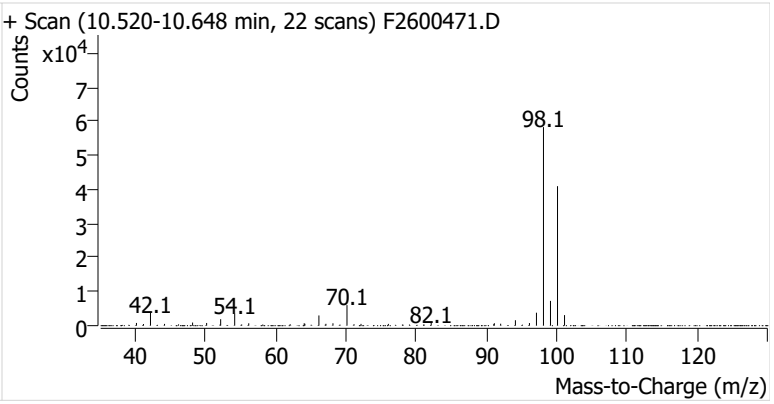

Toluene

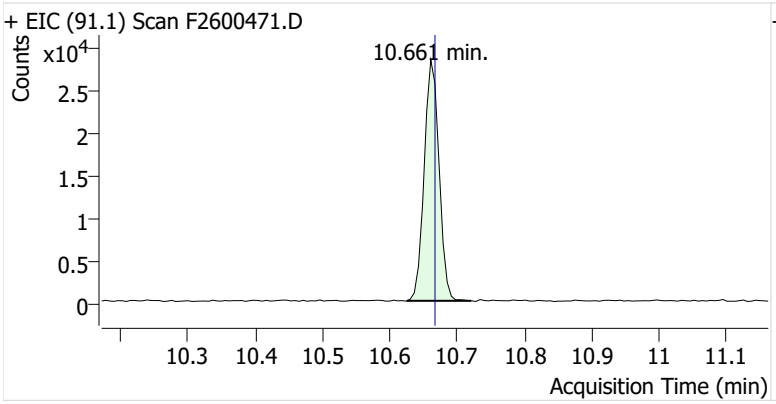

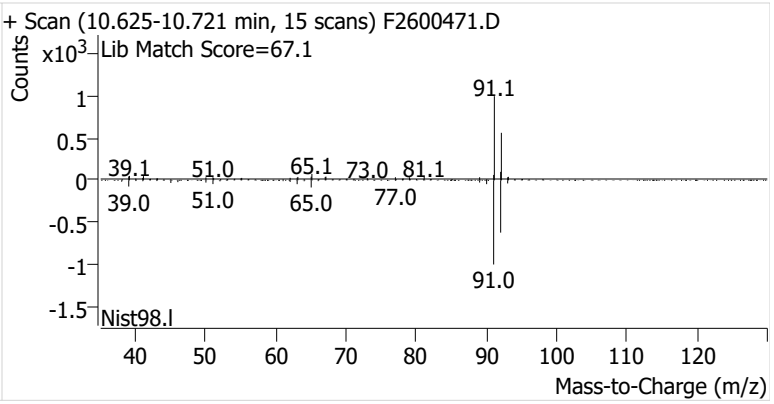

Ethylbenzene

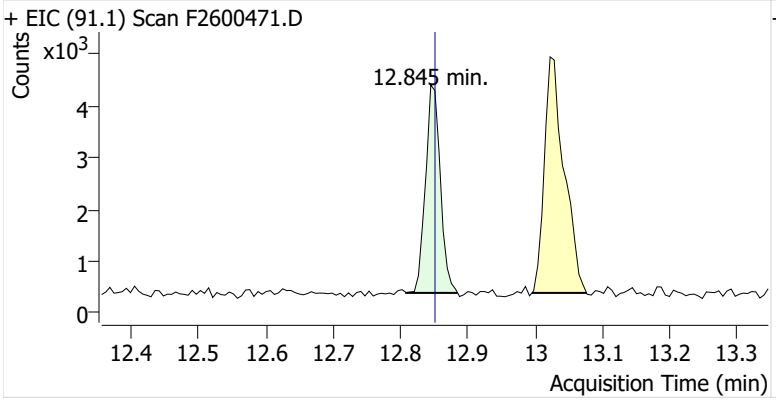

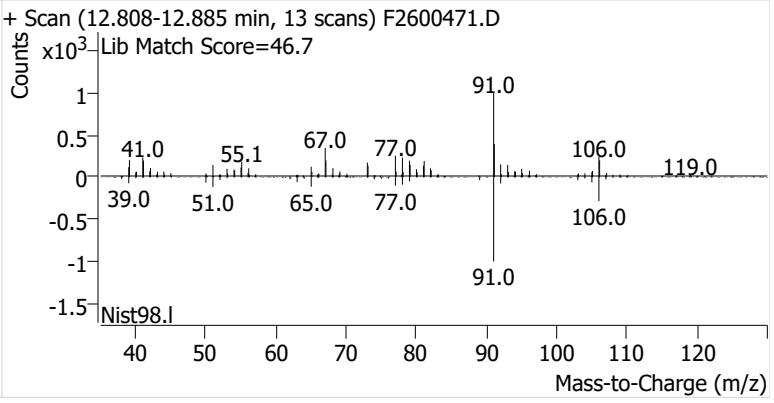

m-/p-Xylenes

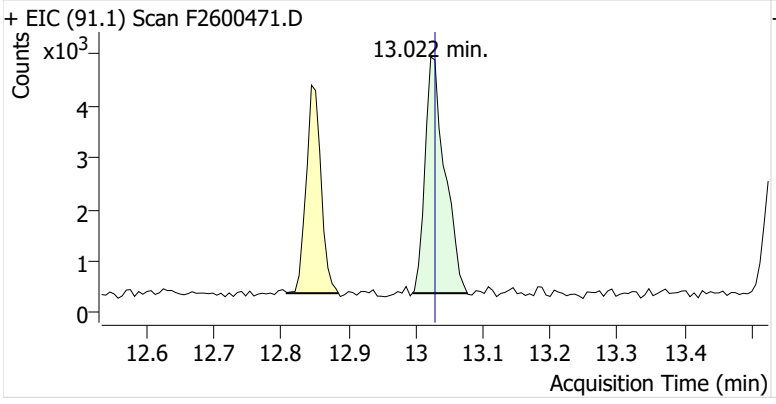

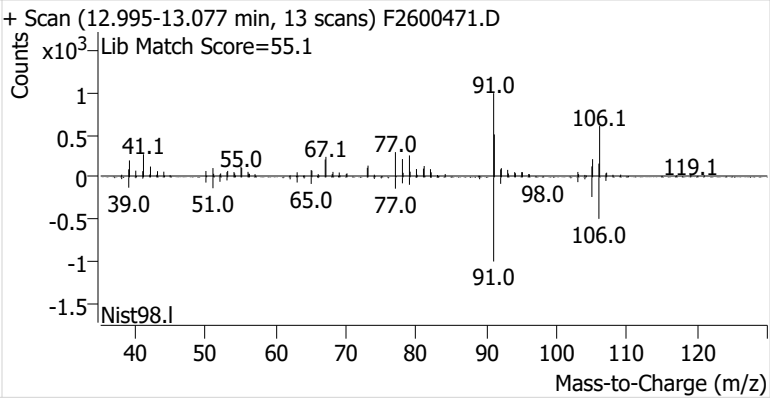

o-Xylene

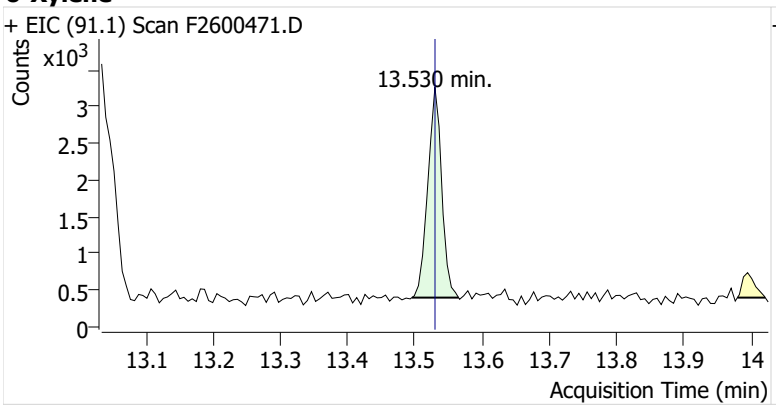
+ EIC (91.1) Scan F2600471.D
Counts
x10^3
13.530 min.
Acquisition Time (min)

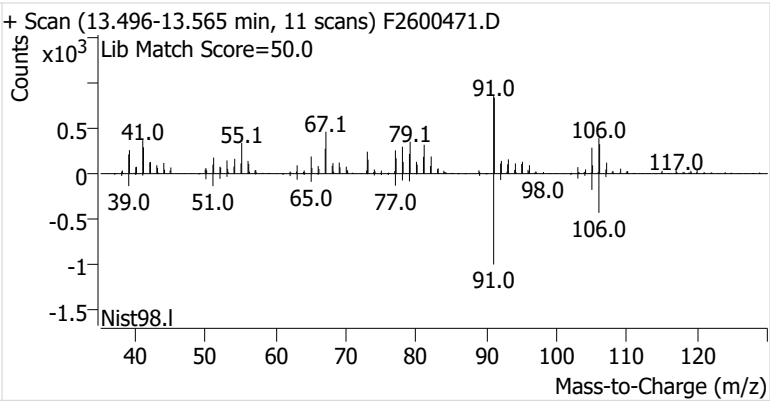
+ Scan (13.496-13.565 min, 11 scans) F2600471.D
Lib Match Score=50.0
Counts
x10^3
Nist98.l
Mass-to-Charge (m/z)

Name	IRVSEA-16-S-20260106
Comment	C36914
Data File	F2600472.D
Acq. Date-Time	1/21/2026 11:22:54 PM
Acq. Method File	M325B-MTD
Tube Sorbent	Carbopack X
Analyze Quant Version	12.1
Report Quant Version	12.1

Sample Chromatogram

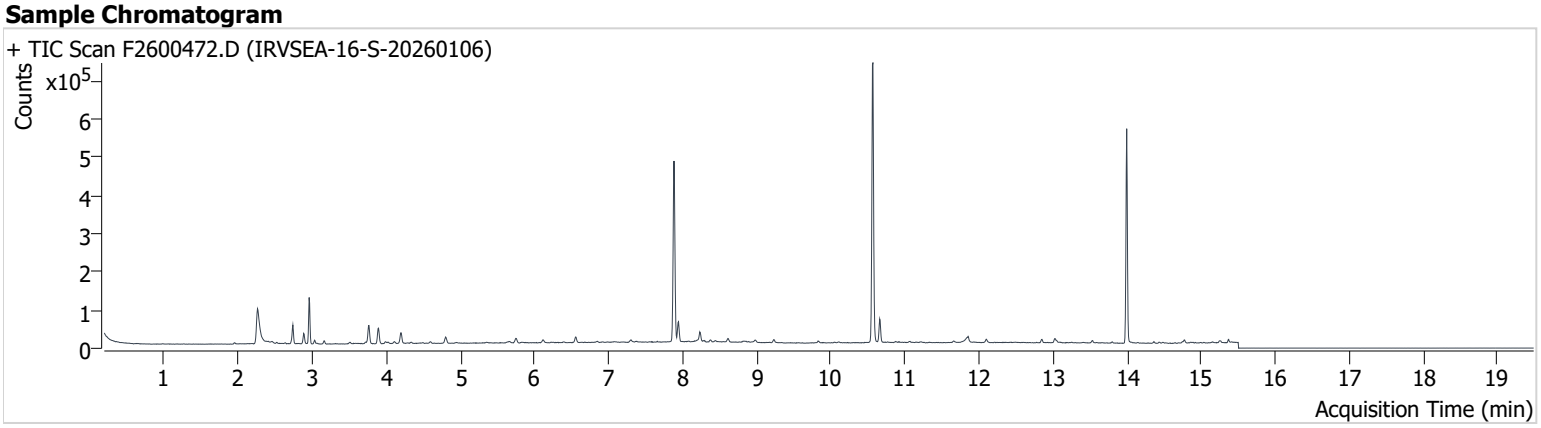

Name	ISTD	RT	ICAL RT	Resp.	Int. Flag
benzene-d6 (IS)		7.883	7.889	442,398	
Benzene	benzene-d6 (IS)	7.944	7.945	46,225	
Toluene-d8 (IS)		10.569	10.569	471,927	
Toluene	Toluene-d8 (IS)	10.661	10.667	41,066	
Ethylbenzene	Toluene-d8 (IS)	12.851	12.851	6,353	
m-/p-Xylenes	Toluene-d8 (IS)	13.028	13.028	8,415	
o-Xylene	Toluene-d8 (IS)	13.530	13.530	3,621	

benzene-d6 (IS)

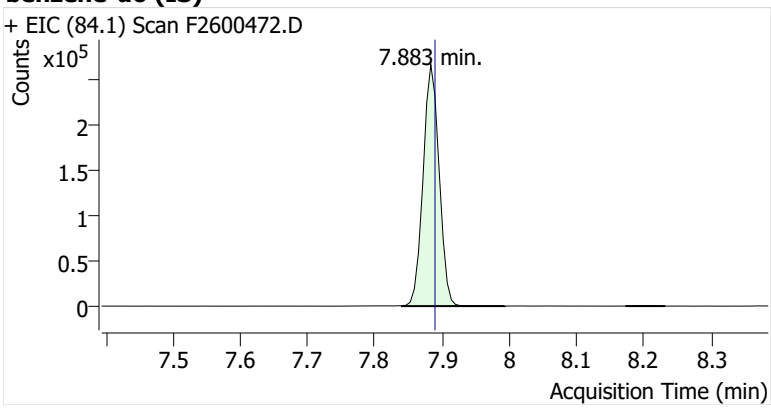

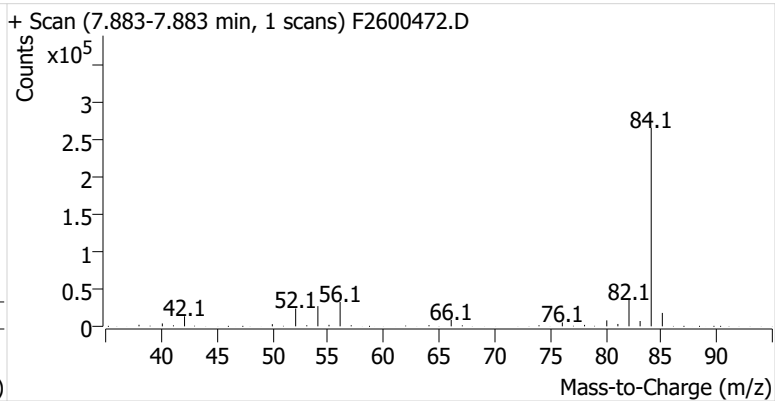

Benzene

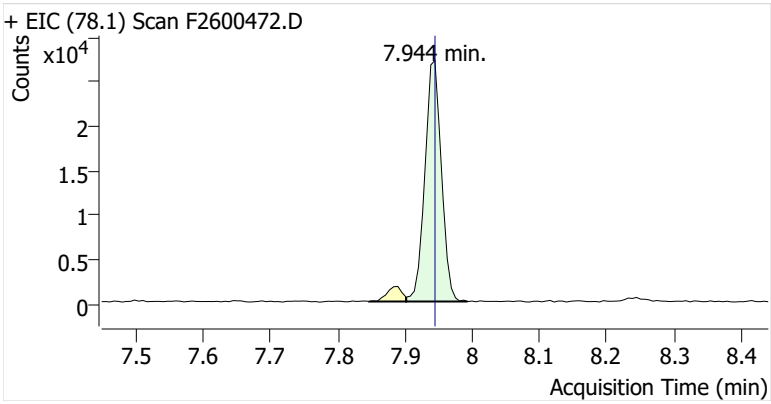

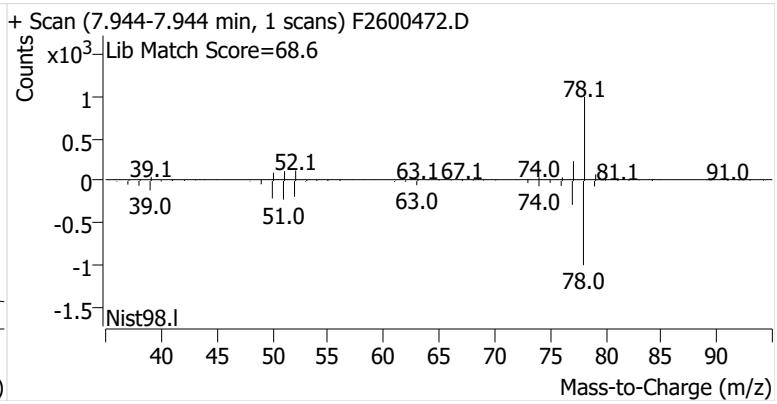

Toluene-d8 (IS)

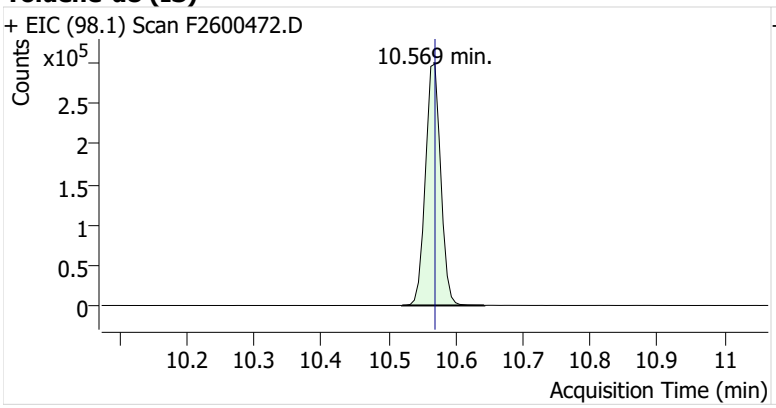

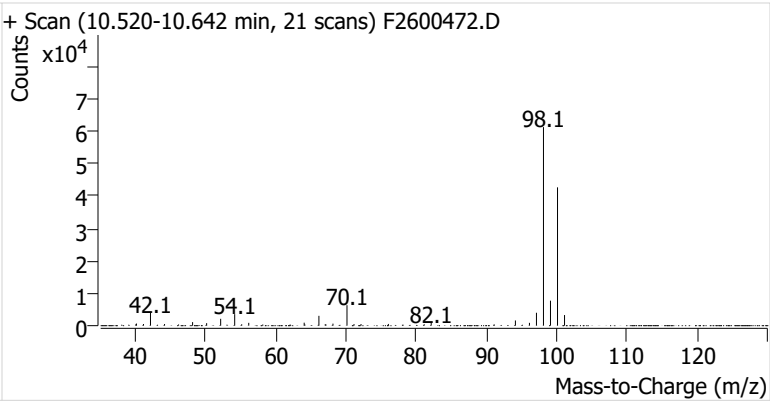

Toluene

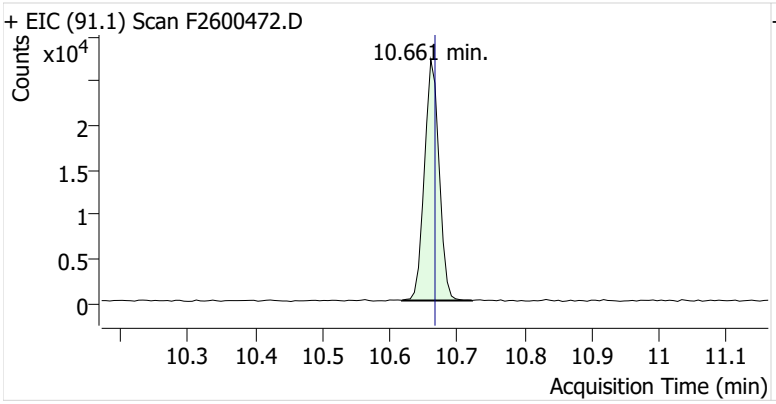

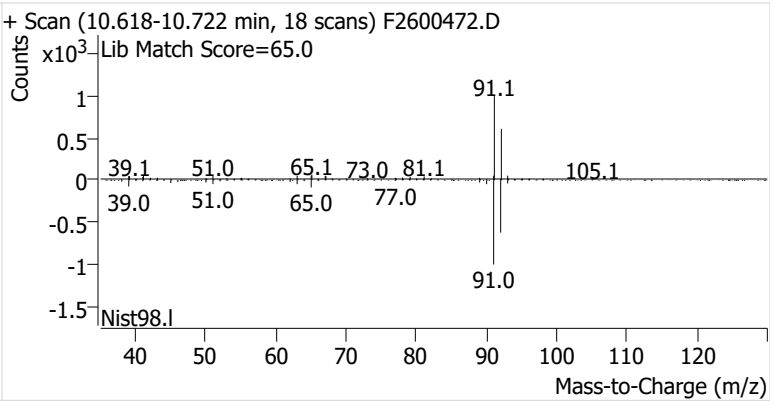

Ethylbenzene

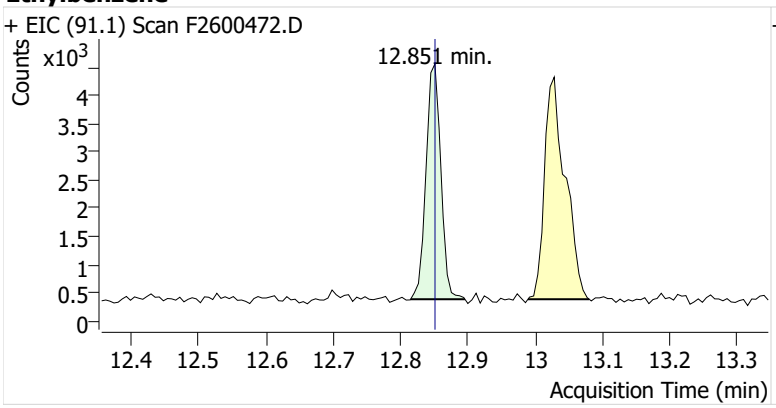

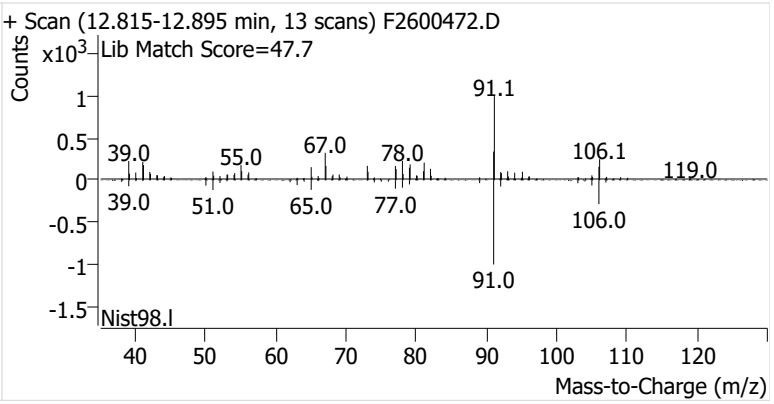

m-/p-Xylenes

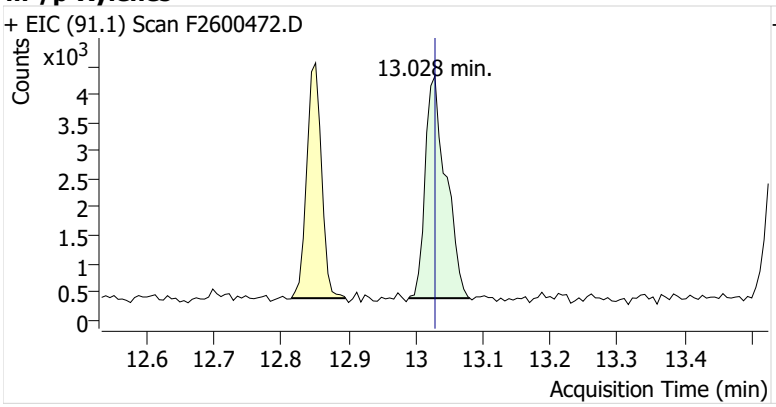

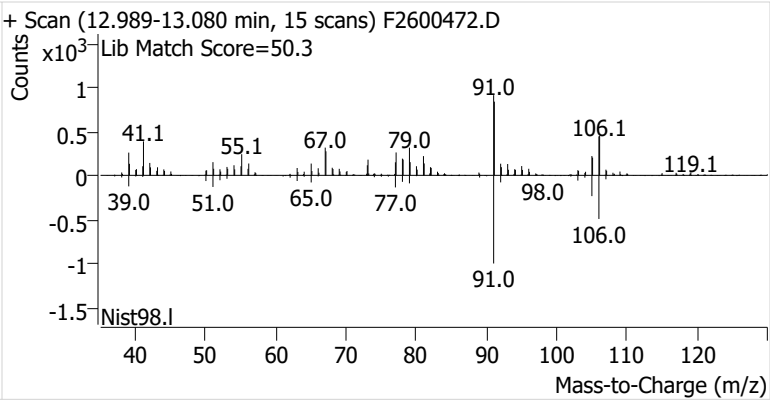

o-Xylene

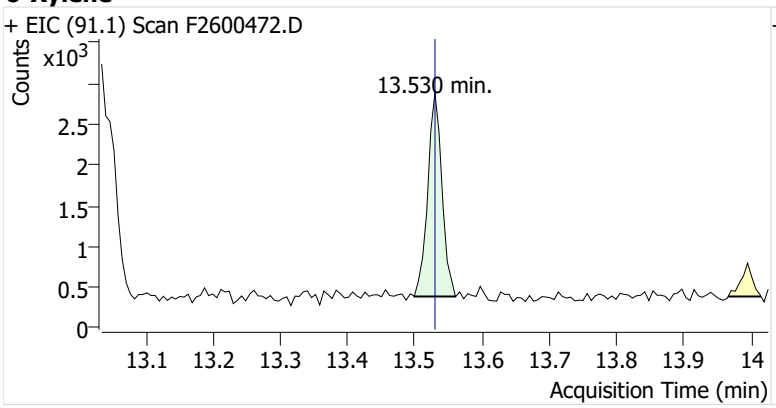
+ EIC (91.1) Scan F2600472.D
Counts
x10^3
13.530 min.
2.5
2
1.5
1
0.5
0
13.1
13.2
13.3
13.4
13.5
13.6
13.7
13.8
13.9
14
Acquisition Time (min)

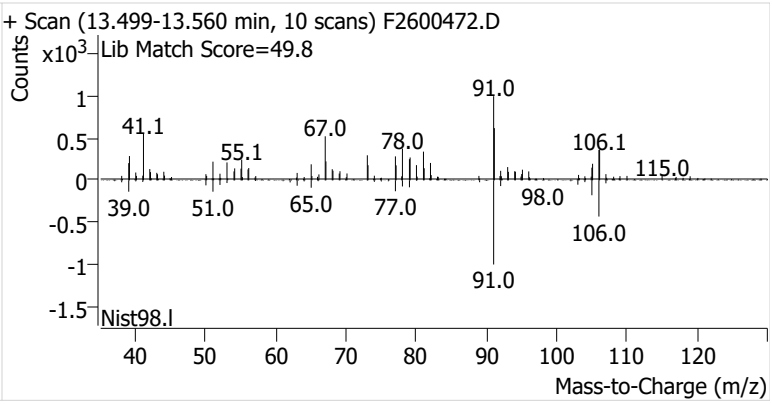
+ Scan (13.499-13.560 min, 10 scans) F2600472.D
Counts
x10^3
Lib Match Score=49.8
91.0
41.1
67.0
78.0
55.1
106.1
115.0
39.0
51.0
65.0
77.0
98.0
106.0
91.0
1
0.5
0
-0.5
-1
-1.5
Nist98.l
40
50
60
70
80
90
100
110
120
Mass-to-Charge (m/z)

Name	IRVSEA-17-S-20260106
Comment	C71618
Data File	F2600473.D
Acq. Date-Time	1/21/2026 11:48:21 PM
Acq. Method File	M325B-MTD
Tube Sorbent	Carbopack X
Analyze Quant Version	12.1
Report Quant Version	12.1

Sample Chromatogram

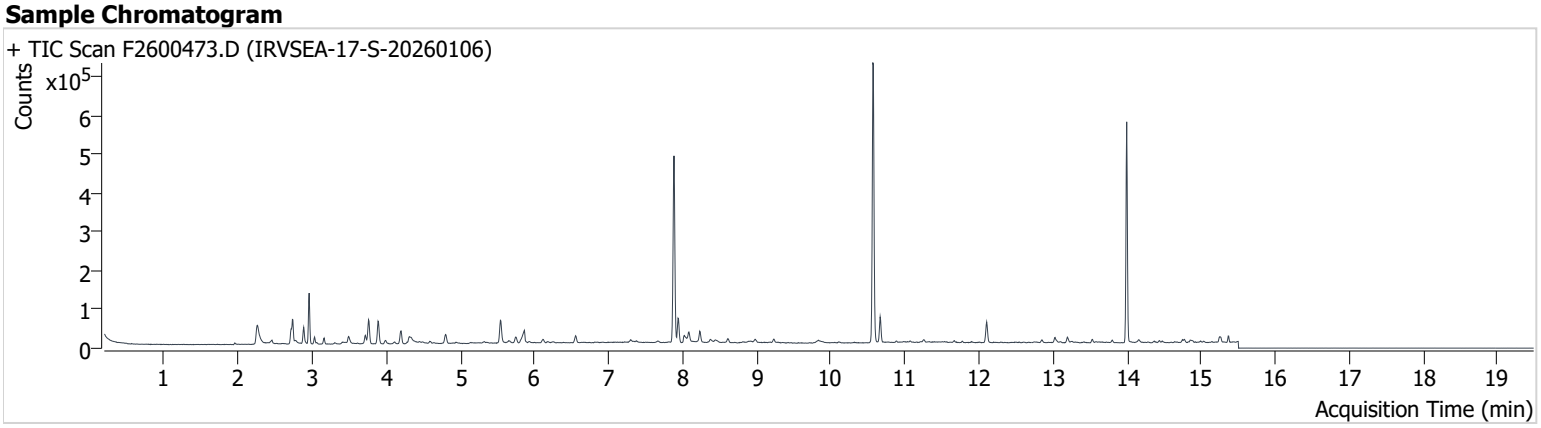

Name	ISTD	RT	ICAL RT	Resp.	Int. Flag
benzene-d6 (IS)		7.883	7.889	440,399	
Benzene	benzene-d6 (IS)	7.938	7.945	54,842	
Toluene-d8 (IS)		10.575	10.569	461,295	
Toluene	Toluene-d8 (IS)	10.667	10.667	42,143	
Ethylbenzene	Toluene-d8 (IS)	12.851	12.851	4,179	
m-/p-Xylenes	Toluene-d8 (IS)	13.028	13.028	9,403	
o-Xylene	Toluene-d8 (IS)	13.530	13.530	4,403	

benzene-d6 (IS)

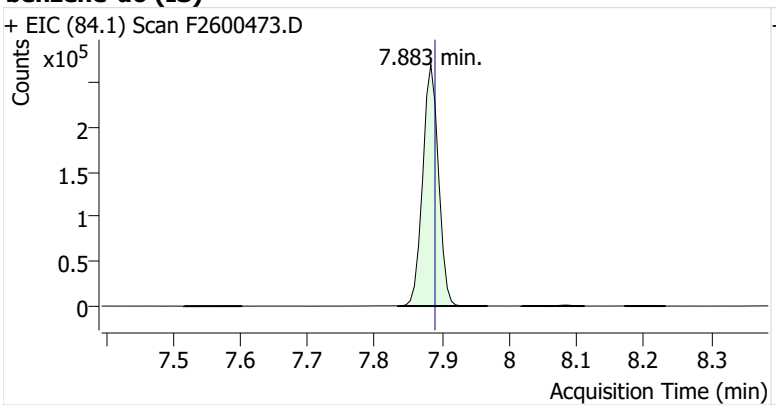

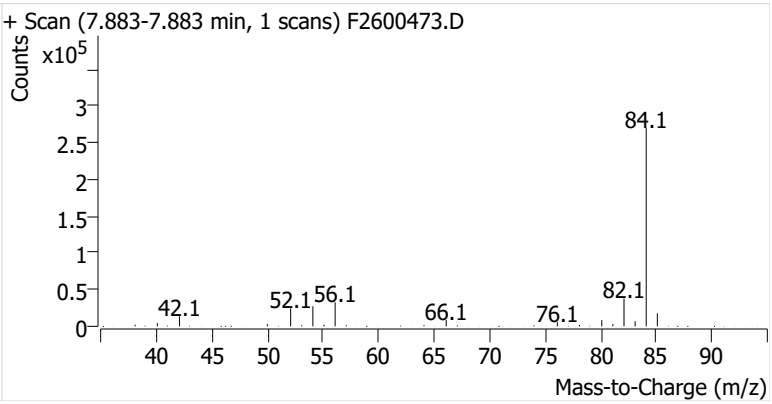

Benzene

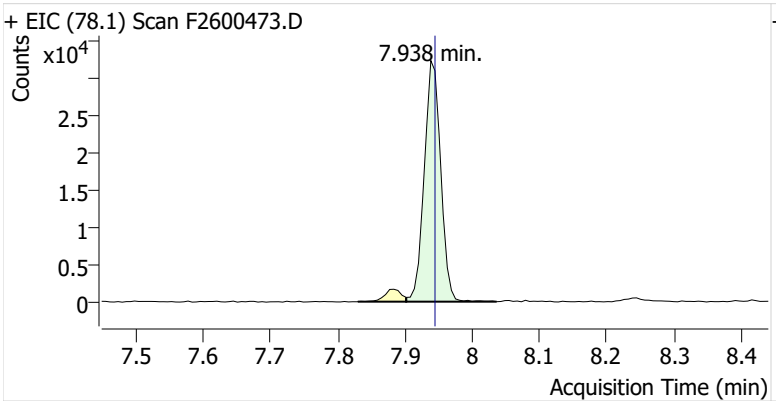

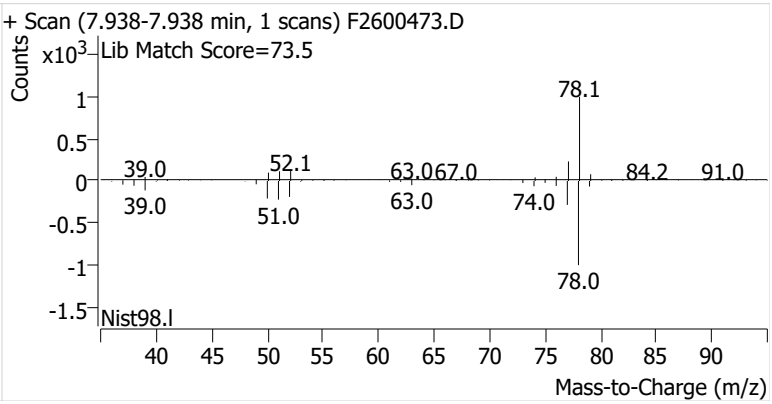

Toluene-d8 (IS)

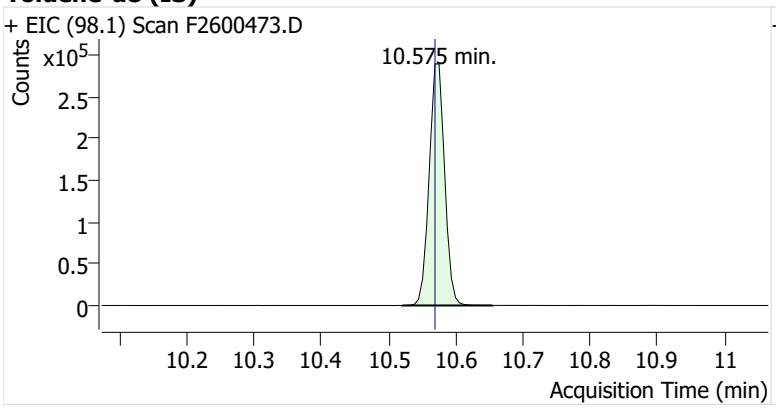

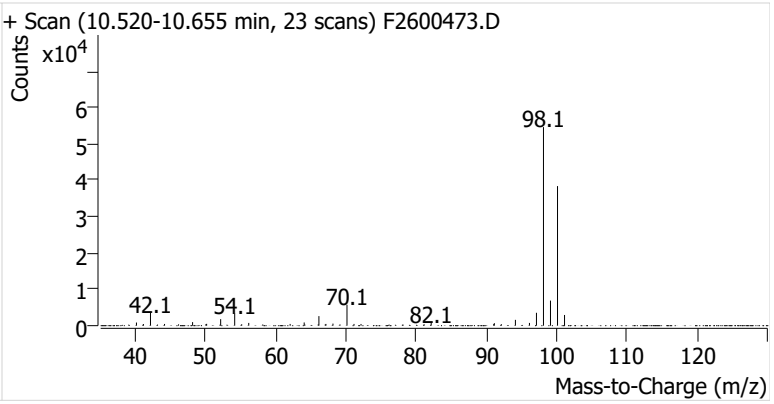

Toluene

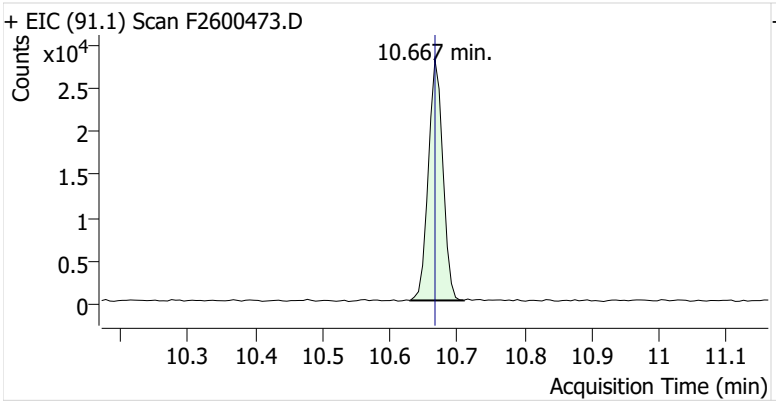

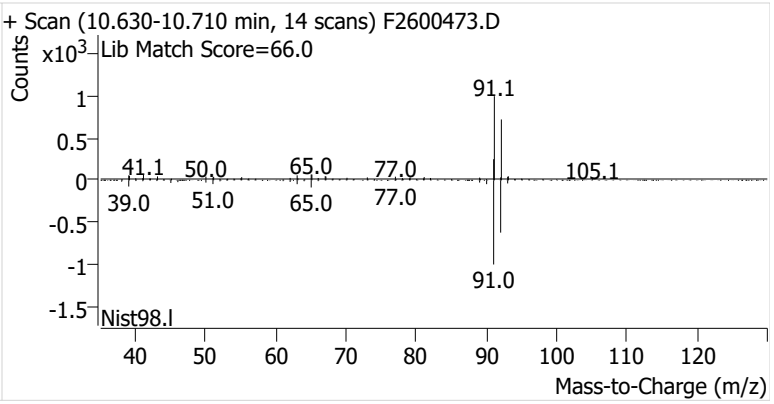

Ethylbenzene

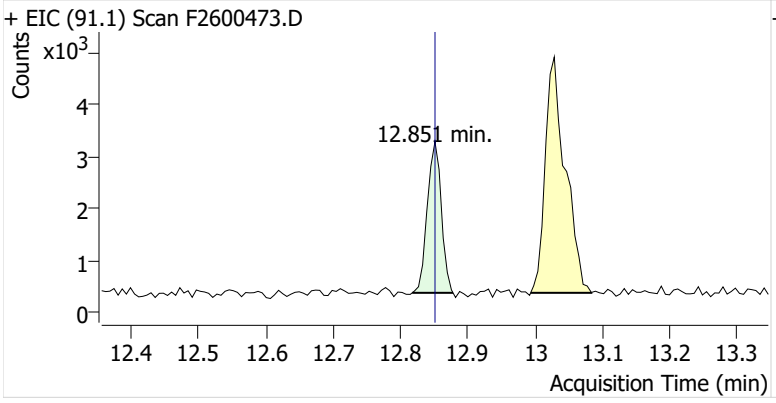

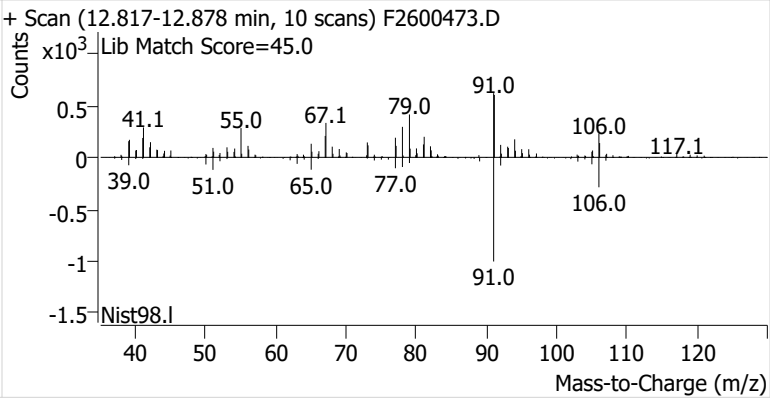

m-/p-Xylenes

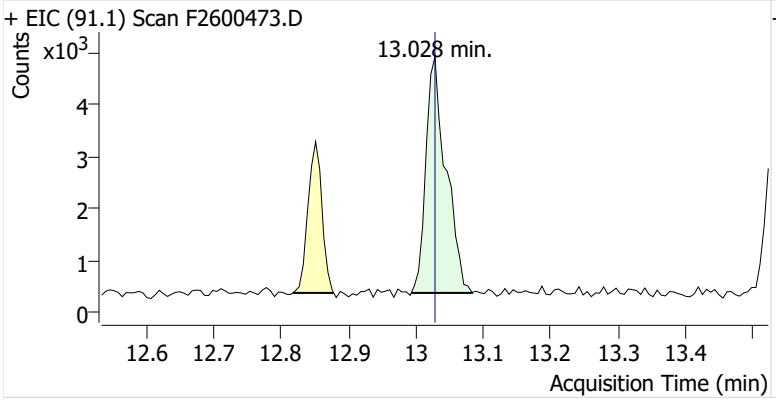

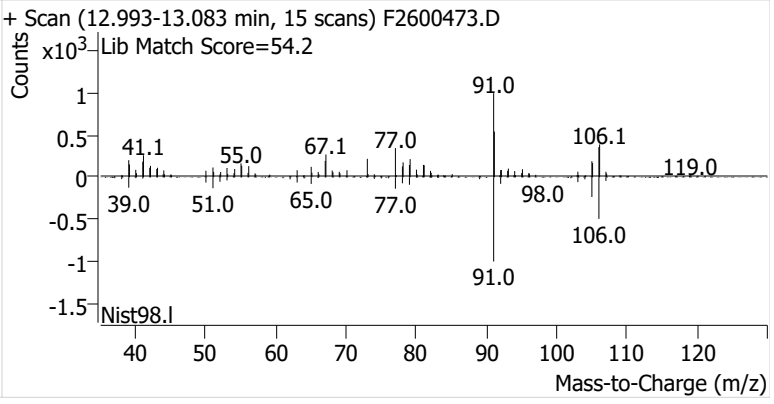

o-Xylene

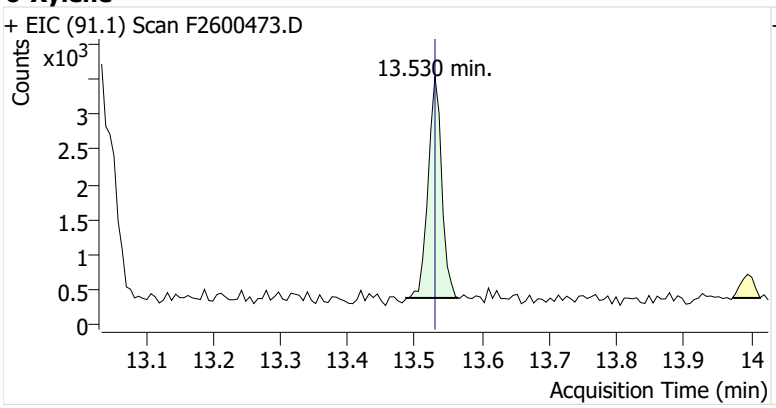
+ EIC (91.1) Scan F2600473.D
Counts
x10^3
13.530 min.
Acquisition Time (min)

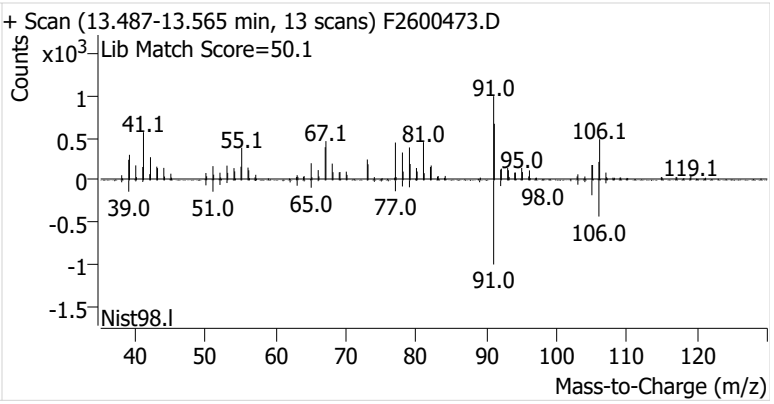
+ Scan (13.487-13.565 min, 13 scans) F2600473.D
Lib Match Score=50.1
Counts
x10^3
Nist98.l
Mass-to-Charge (m/z)

Initial Calibration

Enthalpy Analytical

Company: Montrose Air Quality Services, LLC - New Jersey
Job No.: 2026GG102-1 EPA Method 325B Analysis
Client No.: PROJ-050105 Site: Irving Oil - Searsport

Calibration Curves

Method	Compound	Level	Cal File	Amount (ng)	Area	ISTD Amt (ng)	ISTD Area	RRF	Dev
F121725A_CC185154	Benzene	1	F2508171.D	5.96	52606	56.3	529201	0.939	0.039
F121725A_CC185154	Benzene	2	F2508172.D	11.93	90306	56.3	525740	0.811	-0.1
F121725A_CC185154	Benzene	3	F2508173.D	23.85	205594	56.3	535697	0.906	0.0032
F121725A_CC185154	Benzene	4	F2508174.D	47.70	403557	56.3	539152	0.884	-0.022
F121725A_CC185154	Benzene	5	F2508175.D	119.26	1061108	56.3	547207	0.916	0.014
F121725A_CC185154	Benzene	6	F2508176.D	238.51	2220768	56.3	544872	0.963	0.065
F121725A_CC185154	Benzene	7	F2508177.D	715.53	6456657	56.3	561348	0.906	0.0022
						Avg:	540460	0.904	
						%RSD:	2.2%	5.3%	
F121725A_CC185154	Toluene	1	F2508171.D	5.24	53241	66.1	606147	1.108	0.016
F121725A_CC185154	Toluene	2	F2508172.D	10.47	110436	66.1	616680	1.130	0.035
F121725A_CC185154	Toluene	3	F2508173.D	20.95	215705	66.1	622459	1.093	0.0017
F121725A_CC185154	Toluene	4	F2508174.D	41.90	427518	66.1	627442	1.074	-0.015
F121725A_CC185154	Toluene	5	F2508175.D	104.74	1078346	66.1	633720	1.073	-0.016
F121725A_CC185154	Toluene	6	F2508176.D	209.48	2208644	66.1	634907	1.097	0.0055
F121725A_CC185154	Toluene	7	F2508177.D	628.45	6371104	66.1	630656	1.062	-0.027
						Avg:	624573	1.091	
						%RSD:	1.7%	2.1%	
F121725A_CC185154	Ethylbenzene	1	F2508171.D	5.44	52701	66.1	606147	1.055	-0.083
F121725A_CC185154	Ethylbenzene	2	F2508172.D	10.89	103364	66.1	616680	1.017	-0.12
F121725A_CC185154	Ethylbenzene	3	F2508173.D	21.77	249010	66.1	622459	1.214	0.055
F121725A_CC185154	Ethylbenzene	4	F2508174.D	43.54	510214	66.1	627442	1.234	0.073
F121725A_CC185154	Ethylbenzene	5	F2508175.D	108.86	1213007	66.1	633720	1.162	0.0099
F121725A_CC185154	Ethylbenzene	6	F2508176.D	217.72	2518155	66.1	634907	1.204	0.046
F121725A_CC185154	Ethylbenzene	7	F2508177.D	653.16	7272682	66.1	630656	1.166	0.014
						Avg:	624573	1.150	
						%RSD:	1.7%	7.2%	
F121725A_CC185154	m-/p-Xylenes	1	F2508171.D	6.10	45227	66.1	606147	0.808	-0.14
F121725A_CC185154	m-/p-Xylenes	2	F2508172.D	12.20	93766	66.1	616680	0.823	-0.12
F121725A_CC185154	m-/p-Xylenes	3	F2508173.D	24.40	229774	66.1	622459	0.999	0.064
F121725A_CC185154	m-/p-Xylenes	4	F2508174.D	48.80	467094	66.1	627442	1.008	0.072
F121725A_CC185154	m-/p-Xylenes	5	F2508175.D	122.00	1082720	66.1	633720	0.925	-0.015
F121725A_CC185154	m-/p-Xylenes	6	F2508176.D	244.00	2328036	66.1	634907	0.993	0.056
F121725A_CC185154	m-/p-Xylenes	7	F2508177.D	732.01	7137741	66.1	630656	1.021	0.087
						Avg:	624573	0.940	
						%RSD:	1.7%	9.6%	
F121725A_CC185154	o-Xylene	1	F2508171.D	5.67	42268	66.1	606147	0.812	-0.14
F121725A_CC185154	o-Xylene	2	F2508172.D	11.35	85951	66.1	616680	0.812	-0.14
F121725A_CC185154	o-Xylene	3	F2508173.D	22.69	217910	66.1	622459	1.019	0.08

Enthalpy Analytical

Company: Montrose Air Quality Services, LLC - New Jersey
Job No.: 2026GG102-1 EPA Method 325B Analysis
Client No.: PROJ-050105 Site: Irving Oil - Searsport

Calibration Curves

Method	Compound	Level	Cal File	Amount (ng)	Area	ISTD Amt (ng)	ISTD Area	RRF	Dev
F121725A_CC185154	o-Xylene	4	F2508174.D	45.38	446025	66.1	627442	1.035	0.097
F121725A_CC185154	o-Xylene	5	F2508175.D	113.46	1032192	66.1	633720	0.948	0.0051
F121725A_CC185154	o-Xylene	6	F2508176.D	226.92	2179717	66.1	634907	1.000	0.059
F121725A_CC185154	o-Xylene	7	F2508177.D	680.75	6366952	66.1	630656	0.980	0.038
						Avg:	624573	0.944	
						%RSD:	1.7%	10.0%	

Calibration Curves

Method	Compound	Level	Cal File	Amount (ng)	Area	ISTD Amt (ng)	ISTD Area	RRF	Dev
F121725A_CC185154	Benzene	ICV	F2508178.D	443.46	3919944	56.3	563465	0.884	-2.2%
F121725A_CC185154	Toluene	ICV	F2508178.D	454.10	4554523	66.1	629158	1.053	-3.5%
F121725A_CC185154	Ethylbenzene	ICV	F2508178.D	448.99	4890504	66.1	629158	1.144	-0.6%
F121725A_CC185154	m-/p-Xylenes	ICV	F2508178.D	455.97	3870637	66.1	629158	0.891	-5.1%
F121725A_CC185154	o-Xylene	ICV	F2508178.D	456.85	3921714	66.1	629158	0.901	-4.5%

M325B PDF Report ver.20260119

Sample Custody

2026GG102

EPA Method 325 A/B Field Test Data Sheet and Chain of Custody Record

Page # 1 of # 1

☐ Standard Turn Around Time (10 business days)
☐ Rush Turn Around Time
• All TATs Subject to Approval by Enthalpy Analytical, Inc.
• Unless otherwise specified, sample tubes will be conditioned for re-use 3 business days after submission of results

Site Name:	Irving Searsport Terminal	**Client Name:**	Montrose Air Quality Services, LLC	**PO#:**	
Site Address:	52 Station Ave.	**Project Number:**	PROJ-050105	**Sample Event #**	2026GG102
City:	Searsport	**Project Manager:**	Sabarish Selvarajan	**Sorbent:**	Carbopak-X
State	Maine	**Email Address:**	sabarishselvarajan@montrose-env.com		
Zip:	04401	**Telephone #:**	973-722-7895		

Location	Sample ID (Tube ID)	Sample, Blank or Duplicate	Start Date	Start Time	Stop Date	Stop Time	Deployed/ Collected by	Ave. Pressure (inHg)	Avg. Ambient Temp. (°F)
1	C01363	S	1/6/26	10:13 AM	1/20/26	11:36 AM	SS/SS		
2	C40695	S	1/6/26	10:16 AM	1/20/26	11:38 AM	SS/SS		
2	C71580	D	1/6/26	10:16 AM	1/20/26	11:38 AM	SS/SS		
2	C00792	B	1/6/26	10:16 AM	1/20/26	11:38 AM	SS/SS		
3	B46813	S	1/6/26	10:18 AM	1/20/26	11:42 AM	SS/SS		
4	C39252	S	1/6/26	10:20 AM	1/20/26	11:43 AM	SS/SS		
5	C31347	S	1/6/26	10:24 AM	1/20/26	11:44 AM	SS/SS		
6	C43913	S	1/6/26	10:31 AM	1/20/26	11:49 AM	SS/SS		
7	B49604	S	1/6/26	10:39 AM	1/20/26	11:53 AM	SS/SS		
8	C71725	S	1/6/26	10:43 AM	1/20/26	11:55 AM	SS/SS		
8	C71717	D	1/6/26	10:43 AM	1/20/26	11:55 AM	SS/SS		
8	B46936	B	1/6/26	10:43 AM	1/20/26	11:55 AM	SS/SS		
9	B48036	S	1/6/26	10:48 AM	1/20/26	12:00 PM	SS/SS		
10	C60293	S	1/6/26	10:50 AM	1/20/26	12:02 PM	SS/SS		
11	C33514	S	1/6/26	10:53 AM	1/20/26	12:04 PM	SS/SS		
12	C57675	S	1/6/26	10:58 AM	1/20/26	12:11 PM	SS/SS		
13	C69526	S	1/6/26	11:02 AM	1/20/26	12:14 PM	SS/SS		
14	B46189	S	1/6/26	11:05 AM	1/20/26	12:17 PM	SS/SS		
15	C00727	S	1/6/26	11:29 AM	1/20/26	12:32 PM	SS/SS		
16	C36914	S	1/6/26	11:32 AM	1/20/26	12:34 PM	SS/SS		
17	C71618	S	1/6/26	11:36 AM	1/20/26	12:36 PM	SS/SS		

Relinquished By (printed):	Relinquished By (signature):	Relinquished Date:	Relinquished Time:
Sabarish Selvarajan	SS	1/20/2026	17:00
Recieved By (printed):	**Recieved By (signature):**	**Receipt Date:**	**Receipt Time:**
Ev Mauger		1/21/26	9:45 AM

Sample Condition Upon Receipt:	Compound List:	Custody Seal intact? Y/N:	Delivery tracking #
good		Y	
Ice Temp: / **Blank Temp:** 5.7 Fluke 3		Add Custody Seal # below: 25D06921	

Comments:

This Is The Last Page Of This Report.

Irving Oil – Searsport

52 Station Ave
Searsport, ME 04974

Sampling Event 36 Irving Oil - Searsport

Client Project# PROJ-050105
Samples Received: 2/5/2026

Analytical Report
2026GG103

EPA Method 325B Analysis

Report Issue Date: 2/17/2026

I certify that to the best of my knowledge all analytical data presented in this report have been checked for completeness, accuracy, errors and legibility in addition to having been conducted in accordance with approved protocol, and that all deviations and analytical problems are summarized in the appropriate narrative(s). This report shall not be reproduced except in full without approval of the laboratory. This will provide assurance that parts of the report are not taken out of context.

Amendment(s):

Signature:

QA Review by Conor Toomey, QA Associate II

Matt Cavanaugh
Matthew.Cavanaugh@enthalpy.com / www.enthalpy.com
O: (919) 850-4392
Enthalpy Analytical
800 Capitola Drive Suite 1 Durham, NC 27713

Table of Contents

Case Narrative . . . 3
Results . . . 6
    Summary of Results . . . 7
    Detailed Results . . . 8
QC Data . . . 12
Chromatograms . . . 15
Initial Calibration . . . 82
Sample Custody . . . 85
    Chain of Custody . . . 86

Narrative Summary

Enthalpy Analytical Narrative Summary

Company	Montrose Air Quality Services, LLC - New Jersey
Job No.	2026GG103-1
Client ID.	PROJ-050105 Site: Irving Oil - Searsport

1. Custody

The samples were received at Enthalpy Analytical on February 5, 2026 at 19.1 °C. The samples were received in good condition. Prior to, during, and after analysis, the samples were kept under lock with access only to authorized personnel by Enthalpy Analytical, LLC

Table 1 - Sample Inventory

Sample ID	Tube ID	Sample Type
IRVSEA-1-S-20260120	C40577	Sample
IRVSEA-2-S-20260120	B52937	Sample
IRVSEA-2-D-20260120	B45041	Duplicate
IRVSEA-2-B-20260120	B20697	Blank
IRVSEA-3-S-20260120	C34205	Sample
IRVSEA-4-S-20260120	C67447	Sample
IRVSEA-5-S-20260120	C70147	Sample
IRVSEA-6-S-20260120	C71469	Sample
IRVSEA-7-S-20260120	C38540	Sample
IRVSEA-8-S-20260120	C70129	Sample
IRVSEA-8-D-20260120	C39295	Duplicate
IRVSEA-8-B-20260120	B44200	Blank
IRVSEA-9-S-20260120	C00808	Sample
IRVSEA-10-S-20260120	C00747	Sample
IRVSEA-11-S-20260120	B47833	Sample
IRVSEA-12-S-20260120	C73589	Sample
IRVSEA-13-S-20260120	B46947	Sample
IRVSEA-14-S-20260120	C37421	Sample
IRVSEA-15-S-20260120	C40696	Sample
IRVSEA-16-S-20260120	B46105	Sample
IRVSEA-17-S-20260120	C43235	Sample

2. Analysis

The samples were analyzed for Benzene, Toluene, Ethylbenzene, m-/p-Xylenes, and o-Xylene using EPA Method 325B – Volatile Organic Compounds from Fugitive and Area Sources by Thermal Desorption and GC/MS. A copy of the acquisition method M325B-MTD is not included in this report but may be available upon request.

The sample tube media used for this sampling period was CarbopackX. All calibration standards and laboratory QC were prepared using the same media.

Enthalpy Analytical Narrative Summary

Company	Montrose Air Quality Services, LLC - New Jersey
Job No.	2026GG103-1
Client ID.	PROJ-050105 Site: Irving Oil - Searsport

3. Calibration

All BFB tune criteria have been met for this analysis.

The initial calibration (M012026A_CC185154_R1) met all 30% RSD criteria. The initial calibration verification met ±30% recovery criteria. The continuing calibration verifications met 30% difference criteria. The initial and continuing calibration raw data are not included in this report but are available upon request.

4. QC Notes

All quality control criteria required by the method and/or the laboratory SOP have been met unless noted otherwise below.

Toluene was detected in one of the field blanks, IRVSEA-8-B-20260120 (Tube ID B44200), at a concentration greater than one-third of the concentration of one or more samples, all of which have been flagged “B.” The source of the low-level contamination is not known but could be the result of artifacts on the tube, media/sample handling, analytical bias, or a combination thereof.

The primary sample IRVSEA-2-S-20260120 (tube ID B52937) and its corresponding duplicate IRVSEA-2-D-20260120 (tube ID B45041) failed to meet the 30% difference criterion for Toluene as specified by the method. All samples in the data set have been flagged “P” for Toluene to denote this failure.

The primary sample IRVSEA-2-S-20260120 (tube ID B52937) and its corresponding duplicate IRVSEA-2-D-20260120 (tube ID B45041) failed to meet the 30% difference criterion for m-/p-Xylenes as specified by the method. However, the concentrations of the analyte in both the sample and the duplicate were less than two times the reporting limit of the instrument’s calibration curve. Therefore, the percent difference observed may not suggest the data set has been negatively affected. All samples in the data set have been flagged “Pc” for m-/p-Xylenes to denote this failure.

5. Reporting Notes

All tubes used for this sampling period met the method criteria for number of uses; no tube exceeded 50 field uses.

As specified in EPA Method 325B, the response factor of the daily continuing calibration standard was used to quantitate all field samples and blanks.

All samples were reported as amount in ng catch, and concentration in ug/m³ and ppbv.

The results presented in this report are representative of the samples as provided to the laboratory. These analyses met the requirements of the TNI Standard. Any deviations from the requirements of the reference method or TNI Standard have been stated above.

Enthalpy Analytical, located at 800 Capitola Drive, Suite 1, Durham NC, 27713 is accredited by the Louisiana Department of Environmental Quality (LDEQ) for EPA Method 325B for all analytes included in this report under **Certificate Number 04010**.

Results

Enthalpy Analytical

Company: Montrose Air Quality Services, LLC - New Jersey
Job No.: 2026GG103-1 EPA Method 325B Analysis
Client No.: PROJ-050105 Site: Irving Oil - Searsport

Summary

Sample Code	Tube ID	Benzene		Toluene		Ethylbenzene		m-/p-Xylenes		o-Xylene	
		(ug/m³)	Flag	(ug/m³)	Flag	(ug/m³)	Flag	(ug/m³)	Flag	(ug/m³)	Flag
IRVSEA-1-S-20260120	C40577	0.605		1.49	B,P	0.270	ND	0.286	J,Pc	0.270	ND
IRVSEA-2-S-20260120	B52937	0.639		2.22	B,P	0.319	J	0.789	Pc	0.318	J
IRVSEA-2-D-20260120	B45041	0.587		1.14	B,P	0.270	ND	0.523	J,Pc	0.270	ND
IRVSEA-2-B-20260120	B20697	0.185	ND	0.239	ND,P	0.270	ND	0.270	ND,Pc	0.270	ND
IRVSEA-3-S-20260120	C34205	0.692		2.14	B,P	0.294	J	0.707	Pc	0.277	J
IRVSEA-4-S-20260120	C67447	0.847		2.68	B,P	0.576	J	1.97	Pc	0.714	
IRVSEA-5-S-20260120	C70147	0.832		2.60	B,P	0.509	J	1.75	Pc	0.680	
IRVSEA-6-S-20260120	C71469	1.00		5.03	P	0.892		2.94	Pc	1.11	
IRVSEA-7-S-20260120	C38540	1.53		8.78	P	1.59		5.47	Pc	2.07	
IRVSEA-8-S-20260120	C70129	1.89		10.7	P	2.05		8.10	Pc	2.94	
IRVSEA-8-D-20260120	C39295	1.90		9.76	P	1.80		7.13	Pc	2.66	
IRVSEA-8-B-20260120	B44200	0.196	J	1.56	P	0.270	ND	0.270	ND,Pc	0.270	ND
IRVSEA-9-S-20260120	C00808	1.07		3.81	B,P	0.614		2.03	Pc	0.812	
IRVSEA-10-S-20260120	C00747	1.29		4.80	P	0.725		2.62	Pc	1.09	
IRVSEA-11-S-20260120	B47833	0.665		1.27	B,P	0.270	ND	0.511	J,Pc	0.270	ND
IRVSEA-12-S-20260120	C73589	0.511		0.755	B,P	0.269	ND	0.323	J,Pc	0.269	ND
IRVSEA-13-S-20260120	B46947	0.480		0.562	B,P	0.269	ND	0.269	ND,Pc	0.269	ND
IRVSEA-14-S-20260120	C37421	0.435	J	0.652	B,P	0.269	ND	0.269	ND,Pc	0.269	ND
IRVSEA-15-S-20260120	C40696	0.436	J	0.547	B,P	0.269	ND	0.269	ND,Pc	0.269	ND
IRVSEA-16-S-20260120	B46105	0.432	J	0.526	B,P	0.269	ND	0.269	ND,Pc	0.269	ND
IRVSEA-17-S-20260120	C43235	0.486		1.14	B,P	0.269	ND	0.269	ND,Pc	0.269	ND

B: Compound present in field blank(s) greater than 1/3 the compliance limit or measured target analyte
J: Estimated Value - The analyte was detected between the Method Detection Limit and Reporting Limit
ND: The analyte was not present above the Method Detection Limit
P: Field duplicate(s) exceed 30%RPD
Pc: Field duplicate(s) exceed 30%RPD. Concentrations of both samples in duplicate are near the reporting limit

Enthalpy Analytical

Company: Montrose Air Quality Services, LLC - New Jersey
Job No.: 2026GG103-1 EPA Method 325B Analysis
Client No.: PROJ-050105 Site: Irving Oil - Searsport

Benzene

Sample Code	Tube ID	Conc (ug/m³)	Conc (ppbv)	Calc Amt (ng)	Temp (°F)	Uptake Rate (mL/min	Sample Time (min)	LOD (ug/m³)	LOQ (ug/m³)	LOD (ppbv)	LOQ (ppbv)	Flags	Data File	Inj DateTime	CCV RRF	Ret Time (min)	Target Area	ISTD Area	ISTD Amt	ISTD RT	ISTD Change
IRVSEA-1-S-20260120	C40577	0.605	0.189	8.16	9.7	0.627	21549	0.185	0.445	0.0580	0.139		M2600564.d	2026-02-05 18:59	0.975	8.088	51907	365441	56.0	8.038	-1.1%
IRVSEA-2-S-20260120	B52937	0.639	0.200	8.63	9.7	0.627	21553	0.185	0.445	0.0580	0.139		M2600565.d	2026-02-05 19:25	0.975	8.095	54194	360747	56.0	8.038	-2.4%
IRVSEA-2-D-20260120	B45041	0.587	0.184	7.92	9.7	0.627	21553	0.185	0.445	0.0580	0.139		M2600566.d	2026-02-05 19:50	0.975	8.095	49971	362573	56.0	8.031	-1.9%
IRVSEA-2-B-20260120	B20697	0.185	0.0580		9.7	0.627	21553	0.185	0.445	0.0580	0.139	ND	M2600563.d	2026-02-05 18:34	0.975	8.095	5816	365601	56.0	8.038	-1.1%
IRVSEA-3-S-20260120	C34205	0.692	0.217	9.34	9.7	0.627	21553	0.185	0.445	0.0580	0.139		M2600567.d	2026-02-05 20:15	0.975	8.088	58470	359717	56.0	8.031	-2.7%
IRVSEA-4-S-20260120	C67447	0.847	0.265	11.4	9.7	0.627	21556	0.185	0.445	0.0580	0.139		M2600568.d	2026-02-05 20:41	0.975	8.095	72300	363375	56.0	8.038	-1.7%
IRVSEA-5-S-20260120	C70147	0.832	0.260	11.2	9.7	0.627	21558	0.185	0.444	0.0580	0.139		M2600569.d	2026-02-05 21:06	0.975	8.095	71083	363664	56.0	8.038	-1.6%
IRVSEA-6-S-20260120	C71469	1.00	0.314	13.5	9.7	0.627	21557	0.185	0.444	0.0580	0.139		M2600570.d	2026-02-05 21:33	0.975	8.095	84990	360785	56.0	8.031	-2.4%
IRVSEA-7-S-20260120	C38540	1.53	0.479	20.6	9.7	0.627	21558	0.185	0.444	0.0580	0.139		M2600571.d	2026-02-05 21:58	0.975	8.095	128311	357249	56.0	8.038	-3.3%
IRVSEA-8-S-20260120	C70129	1.89	0.591	25.5	9.7	0.627	21561	0.185	0.444	0.0580	0.139		M2600572.d	2026-02-05 22:23	0.975	8.095	159671	359855	56.0	8.038	-2.6%
IRVSEA-8-D-20260120	C39295	1.90	0.594	25.6	9.7	0.627	21561	0.185	0.444	0.0580	0.139		M2600575.d	2026-02-05 23:40	0.975	8.095	158834	356526	56.0	8.038	-3.5%
IRVSEA-8-B-20260120	B44200	0.196	0.0613	2.64	9.7	0.627	21561	0.185	0.444	0.0580	0.139	J	M2600573.d	2026-02-05 22:49	0.975	8.088	16332	355121	56.0	8.031	-3.9%
IRVSEA-9-S-20260120	C00808	1.07	0.335	14.5	9.7	0.627	21558	0.185	0.444	0.0580	0.139		M2600576.d	2026-02-06 00:05	0.975	8.095	89353	355297	56.0	8.031	-3.9%
IRVSEA-10-S-20260120	C00747	1.29	0.403	17.4	9.7	0.627	21558	0.185	0.444	0.0580	0.139		M2600577.d	2026-02-06 00:31	0.975	8.095	108712	359485	56.0	8.038	-2.7%
IRVSEA-11-S-20260120	B47833	0.665	0.208	8.99	9.7	0.627	21558	0.185	0.444	0.0580	0.139		M2600578.d	2026-02-06 00:56	0.975	8.095	56405	360604	56.0	8.030	-2.4%
IRVSEA-12-S-20260120	C73589	0.511	0.160	6.90	9.7	0.627	21572	0.185	0.444	0.0579	0.139		M2600579.d	2026-02-06 01:21	0.975	8.095	44482	370468	56.0	8.038	0.3%
IRVSEA-13-S-20260120	B46947	0.480	0.150	6.49	9.7	0.627	21576	0.185	0.444	0.0579	0.139		M2600580.d	2026-02-06 01:48	0.975	8.095	41999	371666	56.0	8.038	0.6%
IRVSEA-14-S-20260120	C37421	0.435	0.136	5.88	9.7	0.627	21575	0.185	0.444	0.0579	0.139	J	M2600581.d	2026-02-06 02:13	0.975	8.095	38900	379968	56.0	8.031	2.8%
IRVSEA-15-S-20260120	C40696	0.436	0.136	5.89	9.7	0.627	21578	0.185	0.444	0.0579	0.139	J	M2600582.d	2026-02-06 02:38	0.975	8.095	39447	384818	56.0	8.038	4.1%
IRVSEA-16-S-20260120	B46105	0.432	0.135	5.84	9.7	0.627	21578	0.185	0.444	0.0579	0.139	J	M2600583.d	2026-02-06 03:04	0.975	8.088	39675	390397	56.0	8.031	5.6%
IRVSEA-17-S-20260120	C43235	0.486	0.152	6.56	9.7	0.627	21578	0.185	0.444	0.0579	0.139		M2600584.d	2026-02-06 03:29	0.975	8.088	44450	389147	56.0	8.031	5.3%

Toluene

Sample Code	Tube ID	Conc (ug/m³)	Conc (ppbv)	Calc Amt (ng)	Temp (°F)	Uptake Rate (mL/min	Sample Time (min)	LOD (ug/m³)	LOQ (ug/m³)	LOD (ppbv)	LOQ (ppbv)	Flags	Data File	Inj DateTime	CCV RRF	Ret Time (min)	Target Area	ISTD Area	ISTD Amt	ISTD RT	ISTD Change
IRVSEA-1-S-20260120	C40577	1.49	0.395	15.6	9.7	0.486	21549	0.239	0.503	0.0633	0.134	B,P	M2600564.d	2026-02-05 18:59	1.199	10.817	110838	389171	65.7	10.717	-1.6%
IRVSEA-2-S-20260120	B52937	2.22	0.590	23.3	9.7	0.486	21553	0.239	0.503	0.0633	0.134	B,P	M2600565.d	2026-02-05 19:25	1.199	10.817	166934	392497	65.7	10.717	-0.8%
IRVSEA-2-D-20260120	B45041	1.14	0.302	11.9	9.7	0.486	21553	0.239	0.503	0.0633	0.134	B,P	M2600566.d	2026-02-05 19:50	1.199	10.817	82925	381496	65.7	10.717	-3.6%
IRVSEA-2-B-20260120	B20697	0.239	0.0633		9.7	0.486	21553	0.239	0.503	0.0633	0.134	ND,P	M2600563.d	2026-02-05 18:34	1.199	10.817	13646	390541	65.7	10.717	-1.3%
IRVSEA-3-S-20260120	C34205	2.14	0.567	22.4	9.7	0.486	21553	0.239	0.503	0.0633	0.134	B,P	M2600567.d	2026-02-05 20:15	1.199	10.817	158800	388396	65.7	10.717	-1.8%
IRVSEA-4-S-20260120	C67447	2.68	0.713	28.1	9.7	0.486	21556	0.238	0.503	0.0633	0.134	B,P	M2600568.d	2026-02-05 20:41	1.199	10.817	202208	393614	65.7	10.717	-0.5%
IRVSEA-5-S-20260120	C70147	2.60	0.690	27.2	9.7	0.486	21558	0.238	0.503	0.0633	0.134	B,P	M2600569.d	2026-02-05 21:06	1.199	10.817	192989	388060	65.7	10.717	-1.9%
IRVSEA-6-S-20260120	C71469	5.03	1.33	52.7	9.7	0.486	21557	0.238	0.503	0.0633	0.134	P	M2600570.d	2026-02-05 21:33	1.199	10.817	370248	384997	65.7	10.717	-2.7%
IRVSEA-7-S-20260120	C38540	8.78	2.33	92.1	9.7	0.486	21558	0.238	0.503	0.0633	0.134	P	M2600571.d	2026-02-05 21:58	1.199	10.817	650748	387104	65.7	10.717	-2.1%
IRVSEA-8-S-20260120	C70129	10.7	2.84	112	9.7	0.486	21561	0.238	0.503	0.0633	0.134	P	M2600572.d	2026-02-05 22:23	1.199	10.817	807103	393734	65.7	10.717	-0.5%
IRVSEA-8-D-20260120	C39295	9.76	2.59	102	9.7	0.486	21561	0.238	0.503	0.0633	0.134	P	M2600575.d	2026-02-05 23:40	1.199	10.817	781560	418523	65.7	10.724	5.8%
IRVSEA-8-B-20260120	B44200	1.56	0.414	16.4	9.7	0.486	21561	0.238	0.503	0.0633	0.134	P	M2600573.d	2026-02-05 22:49	1.199	10.817	114912	384725	65.7	10.717	-2.7%
IRVSEA-9-S-20260120	C00808	3.81	1.01	39.9	9.7	0.486	21558	0.238	0.503	0.0633	0.134	B,P	M2600576.d	2026-02-06 00:05	1.199	10.817	300221	411827	65.7	10.717	4.1%
IRVSEA-10-S-20260120	C00747	4.80	1.27	50.3	9.7	0.486	21558	0.238	0.503	0.0633	0.134	P	M2600577.d	2026-02-06 00:31	1.199	10.817	391284	426191	65.7	10.717	7.7%
IRVSEA-11-S-20260120	B47833	1.27	0.338	13.3	9.7	0.486	21558	0.238	0.503	0.0633	0.134	B,P	M2600578.d	2026-02-06 00:56	1.199	10.817	101643	417312	65.7	10.717	5.5%
IRVSEA-12-S-20260120	C73589	0.755	0.200	7.92	9.7	0.486	21572	0.238	0.503	0.0633	0.133	B,P	M2600579.d	2026-02-06 01:21	1.199	10.817	60893	421155	65.7	10.724	6.5%

Enthalpy Analytical

Company: Montrose Air Quality Services, LLC - New Jersey
Job No.: 2026GG103-1 EPA Method 325B Analysis
Client No.: PROJ-050105 Site: Irving Oil - Searsport

Toluene

Sample Code	Tube ID	Conc (ug/m³)	Conc (ppbv)	Calc Amt (ng)	Temp (°F)	Uptake Rate (mL/min	Sample Time (min)	LOD (ug/m³)	LOQ (ug/m³)	LOD (ppbv)	LOQ (ppbv)	Flags	Data File	Inj DateTime	CCV RRF	Ret Time (min)	Target Area	ISTD Area	ISTD Amt	ISTD RT	ISTD Change
IRVSEA-13-S-20260120	B46947	0.562	0.149	5.90	9.7	0.486	21576	0.238	0.503	0.0633	0.133	B,P	M2600580.d	2026-02-06 01:48	1.199	10.817	45163	419565	65.7	10.717	6.1%
IRVSEA-14-S-20260120	C37421	0.652	0.173	6.84	9.7	0.486	21575	0.238	0.503	0.0633	0.133	B,P	M2600581.d	2026-02-06 02:13	1.199	10.817	50663	405619	65.7	10.717	2.5%
IRVSEA-15-S-20260120	C40696	0.547	0.145	5.74	9.7	0.486	21578	0.238	0.503	0.0633	0.133	B,P	M2600582.d	2026-02-06 02:38	1.199	10.817	42621	406600	65.7	10.717	2.8%
IRVSEA-16-S-20260120	B46105	0.526	0.140	5.52	9.7	0.486	21578	0.238	0.503	0.0633	0.133	B,P	M2600583.d	2026-02-06 03:04	1.199	10.817	41297	409542	65.7	10.717	3.5%
IRVSEA-17-S-20260120	C43235	1.14	0.301	11.9	9.7	0.486	21578	0.238	0.503	0.0633	0.133	B,P	M2600584.d	2026-02-06 03:29	1.199	10.817	88713	407957	65.7	10.717	3.1%

Ethylbenzene

Sample Code	Tube ID	Conc (ug/m³)	Conc (ppbv)	Calc Amt (ng)	Temp (°F)	Uptake Rate (mL/min	Sample Time (min)	LOD (ug/m³)	LOQ (ug/m³)	LOD (ppbv)	LOQ (ppbv)	Flags	Data File	Inj DateTime	CCV RRF	Ret Time (min)	Target Area	ISTD Area	ISTD Amt	ISTD RT	ISTD Change
IRVSEA-1-S-20260120	C40577	0.270	0.0622		9.7	0.430	21549	0.270	0.591	0.0622	0.136	ND	M2600564.d	2026-02-05 18:59	1.232	13.002	11587	389171	65.7	10.717	-1.6%
IRVSEA-2-S-20260120	B52937	0.319	0.0734	2.95	9.7	0.430	21553	0.270	0.591	0.0621	0.136	J	M2600565.d	2026-02-05 19:25	1.232	13.002	21750	392497	65.7	10.717	-0.8%
IRVSEA-2-D-20260120	B45041	0.270	0.0621		9.7	0.430	21553	0.270	0.591	0.0621	0.136	ND	M2600566.d	2026-02-05 19:50	1.232	13.002	13179	381496	65.7	10.717	-3.6%
IRVSEA-2-B-20260120	B20697	0.270	0.0621		9.7	0.430	21553	0.270	0.591	0.0621	0.136	ND	M2600563.d	2026-02-05 18:34	1.232	13.002	1568	390541	65.7	10.717	-1.3%
IRVSEA-3-S-20260120	C34205	0.294	0.0678	2.73	9.7	0.430	21553	0.270	0.591	0.0621	0.136	J	M2600567.d	2026-02-05 20:15	1.232	13.002	19892	388396	65.7	10.717	-1.8%
IRVSEA-4-S-20260120	C67447	0.576	0.133	5.34	9.7	0.430	21556	0.270	0.591	0.0621	0.136	J	M2600568.d	2026-02-05 20:41	1.232	13.002	39430	393614	65.7	10.717	-0.5%
IRVSEA-5-S-20260120	C70147	0.509	0.117	4.72	9.7	0.430	21558	0.270	0.591	0.0621	0.136	J	M2600569.d	2026-02-05 21:06	1.232	13.002	34348	388060	65.7	10.717	-1.9%
IRVSEA-6-S-20260120	C71469	0.892	0.206	8.27	9.7	0.430	21557	0.270	0.591	0.0621	0.136		M2600570.d	2026-02-05 21:33	1.232	13.002	59778	384997	65.7	10.717	-2.7%
IRVSEA-7-S-20260120	C38540	1.59	0.367	14.8	9.7	0.430	21558	0.270	0.591	0.0621	0.136		M2600571.d	2026-02-05 21:58	1.232	13.002	107327	387104	65.7	10.717	-2.1%
IRVSEA-8-S-20260120	C70129	2.05	0.472	19.0	9.7	0.430	21561	0.270	0.591	0.0621	0.136		M2600572.d	2026-02-05 22:23	1.232	13.002	140480	393734	65.7	10.717	-0.5%
IRVSEA-8-D-20260120	C39295	1.80	0.415	16.7	9.7	0.430	21561	0.270	0.591	0.0621	0.136		M2600575.d	2026-02-05 23:40	1.232	13.002	131228	418523	65.7	10.724	5.8%
IRVSEA-8-B-20260120	B44200	0.270	0.0621		9.7	0.430	21561	0.270	0.591	0.0621	0.136	ND	M2600573.d	2026-02-05 22:49	1.232	13.002	5834	384725	65.7	10.717	-2.7%
IRVSEA-9-S-20260120	C00808	0.614	0.142	5.70	9.7	0.430	21558	0.270	0.591	0.0621	0.136		M2600576.d	2026-02-06 00:05	1.232	13.002	44031	411827	65.7	10.717	4.1%
IRVSEA-10-S-20260120	C00747	0.725	0.167	6.72	9.7	0.430	21558	0.270	0.591	0.0621	0.136		M2600577.d	2026-02-06 00:31	1.232	13.002	53739	426191	65.7	10.717	7.7%
IRVSEA-11-S-20260120	B47833	0.270	0.0621		9.7	0.430	21558	0.270	0.591	0.0621	0.136	ND	M2600578.d	2026-02-06 00:56	1.232	13.002	13632	417312	65.7	10.717	5.5%
IRVSEA-12-S-20260120	C73589	0.269	0.0621		9.7	0.430	21572	0.269	0.591	0.0621	0.136	ND	M2600579.d	2026-02-06 01:21	1.232	13.002	8705	421155	65.7	10.724	6.5%
IRVSEA-13-S-20260120	B46947	0.269	0.0621		9.7	0.430	21576	0.269	0.590	0.0621	0.136	ND	M2600580.d	2026-02-06 01:48	1.232	13.002	6458	419565	65.7	10.717	6.1%
IRVSEA-14-S-20260120	C37421	0.269	0.0621		9.7	0.430	21575	0.269	0.590	0.0621	0.136	ND	M2600581.d	2026-02-06 02:13	1.232	13.002	8409	405619	65.7	10.717	2.5%
IRVSEA-15-S-20260120	C40696	0.269	0.0621		9.7	0.430	21578	0.269	0.590	0.0621	0.136	ND	M2600582.d	2026-02-06 02:38	1.232	13.002	7285	406600	65.7	10.717	2.8%
IRVSEA-16-S-20260120	B46105	0.269	0.0621		9.7	0.430	21578	0.269	0.590	0.0621	0.136	ND	M2600583.d	2026-02-06 03:04	1.232	13.002	6589	409542	65.7	10.717	3.5%
IRVSEA-17-S-20260120	C43235	0.269	0.0621		9.7	0.430	21578	0.269	0.590	0.0621	0.136	ND	M2600584.d	2026-02-06 03:29	1.232	13.002	9145	407957	65.7	10.717	3.1%

m-/p-Xylenes

Sample Code	Tube ID	Conc (ug/m³)	Conc (ppbv)	Calc Amt (ng)	Temp (°F)	Uptake Rate (mL/min	Sample Time (min)	LOD (ug/m³)	LOQ (ug/m³)	LOD (ppbv)	LOQ (ppbv)	Flags	Data File	Inj DateTime	CCV RRF	Ret Time (min)	Target Area	ISTD Area	ISTD Amt	ISTD RT	ISTD Change
IRVSEA-1-S-20260120	C40577	0.286	0.0659	2.65	9.7	0.430	21549	0.270	0.663	0.0622	0.153	J,Pc	M2600564.d	2026-02-05 18:59	0.909	13.181	14280	389171	65.7	10.717	-1.6%
IRVSEA-2-S-20260120	B52937	0.789	0.182	7.32	9.7	0.430	21553	0.270	0.662	0.0621	0.153	Pc	M2600565.d	2026-02-05 19:25	0.909	13.174	39786	392497	65.7	10.717	-0.8%
IRVSEA-2-D-20260120	B45041	0.523	0.120	4.85	9.7	0.430	21553	0.270	0.662	0.0621	0.153	J,Pc	M2600566.d	2026-02-05 19:50	0.909	13.174	25610	381496	65.7	10.717	-3.6%
IRVSEA-2-B-20260120	B20697	0.270	0.0621		9.7	0.430	21553	0.270	0.662	0.0621	0.153	ND,Pc	M2600563.d	2026-02-05 18:34	0.909	13.174	1292	390541	65.7	10.717	-1.3%
IRVSEA-3-S-20260120	C34205	0.707	0.163	6.55	9.7	0.430	21553	0.270	0.662	0.0621	0.153	Pc	M2600567.d	2026-02-05 20:15	0.909	13.174	35248	388396	65.7	10.717	-1.8%
IRVSEA-4-S-20260120	C67447	1.97	0.454	18.3	9.7	0.430	21556	0.270	0.662	0.0621	0.153	Pc	M2600568.d	2026-02-05 20:41	0.909	13.174	99615	393614	65.7	10.717	-0.5%
IRVSEA-5-S-20260120	C70147	1.75	0.403	16.2	9.7	0.430	21558	0.270	0.662	0.0621	0.153	Pc	M2600569.d	2026-02-05 21:06	0.909	13.174	87131	388060	65.7	10.717	-1.9%

Enthalpy Analytical

Company: Montrose Air Quality Services, LLC - New Jersey
Job No.: 2026GG103-1 EPA Method 325B Analysis
Client No.: PROJ-050105 Site: Irving Oil - Searsport

m-/p-Xylenes

Sample Code	Tube ID	Conc (ug/m³)	Conc (ppbv)	Calc Amt (ng)	Temp (°F)	Uptake Rate (mL/min	Sample Time (min)	LOD (ug/m³)	LOQ (ug/m³)	LOD (ppbv)	LOQ (ppbv)	Flags	Data File	Inj DateTime	CCV RRF	Ret Time (min)	Target Area	ISTD Area	ISTD Amt	ISTD RT	ISTD Change
IRVSEA-6-S-20260120	C71469	2.94	0.678	27.3	9.7	0.430	21557	0.270	0.662	0.0621	0.153	Pc	M2600570.d	2026-02-05 21:33	0.909	13.174	145406	384997	65.7	10.717	-2.7%
IRVSEA-7-S-20260120	C38540	5.47	1.26	50.7	9.7	0.430	21558	0.270	0.662	0.0621	0.153	Pc	M2600571.d	2026-02-05 21:58	0.909	13.174	272027	387104	65.7	10.717	-2.1%
IRVSEA-8-S-20260120	C70129	8.10	1.87	75.1	9.7	0.430	21561	0.270	0.662	0.0621	0.153	Pc	M2600572.d	2026-02-05 22:23	0.909	13.174	409723	393734	65.7	10.717	-0.5%
IRVSEA-8-D-20260120	C39295	7.13	1.64	66.1	9.7	0.430	21561	0.270	0.662	0.0621	0.153	Pc	M2600575.d	2026-02-05 23:40	0.909	13.174	383285	418523	65.7	10.724	5.8%
IRVSEA-8-B-20260120	B44200	0.270	0.0621		9.7	0.430	21561	0.270	0.662	0.0621	0.153	ND,Pc	M2600573.d	2026-02-05 22:49	0.909	13.174	4867	384725	65.7	10.717	-2.7%
IRVSEA-9-S-20260120	C00808	2.03	0.469	18.9	9.7	0.430	21558	0.270	0.662	0.0621	0.153	Pc	M2600576.d	2026-02-06 00:05	0.909	13.174	107625	411827	65.7	10.717	4.1%
IRVSEA-10-S-20260120	C00747	2.62	0.603	24.3	9.7	0.430	21558	0.270	0.662	0.0621	0.153	Pc	M2600577.d	2026-02-06 00:31	0.909	13.174	143160	426191	65.7	10.717	7.7%
IRVSEA-11-S-20260120	B47833	0.511	0.118	4.74	9.7	0.430	21558	0.270	0.662	0.0621	0.153	J,Pc	M2600578.d	2026-02-06 00:56	0.909	13.174	27385	417312	65.7	10.717	5.5%
IRVSEA-12-S-20260120	C73589	0.323	0.0745	3.00	9.7	0.430	21572	0.269	0.662	0.0621	0.153	J,Pc	M2600579.d	2026-02-06 01:21	0.909	13.174	17488	421155	65.7	10.724	6.5%
IRVSEA-13-S-20260120	B46947	0.269	0.0621		9.7	0.430	21576	0.269	0.662	0.0621	0.152	ND,Pc	M2600580.d	2026-02-06 01:48	0.909	13.181	10756	419565	65.7	10.717	6.1%
IRVSEA-14-S-20260120	C37421	0.269	0.0621		9.7	0.430	21575	0.269	0.662	0.0621	0.152	ND,Pc	M2600581.d	2026-02-06 02:13	0.909	13.174	12784	405619	65.7	10.717	2.5%
IRVSEA-15-S-20260120	C40696	0.269	0.0621		9.7	0.430	21578	0.269	0.662	0.0621	0.152	ND,Pc	M2600582.d	2026-02-06 02:38	0.909	13.181	10133	406600	65.7	10.717	2.8%
IRVSEA-16-S-20260120	B46105	0.269	0.0621		9.7	0.430	21578	0.269	0.662	0.0621	0.152	ND,Pc	M2600583.d	2026-02-06 03:04	0.909	13.174	9451	409542	65.7	10.717	3.5%
IRVSEA-17-S-20260120	C43235	0.269	0.0621		9.7	0.430	21578	0.269	0.662	0.0621	0.152	ND,Pc	M2600584.d	2026-02-06 03:29	0.909	13.174	10816	407957	65.7	10.717	3.1%

o-Xylene

Sample Code	Tube ID	Conc (ug/m³)	Conc (ppbv)	Calc Amt (ng)	Temp (°F)	Uptake Rate (mL/min	Sample Time (min)	LOD (ug/m³)	LOQ (ug/m³)	LOD (ppbv)	LOQ (ppbv)	Flags	Data File	Inj DateTime	CCV RRF	Ret Time (min)	Target Area	ISTD Area	ISTD Amt	ISTD RT	ISTD Change
IRVSEA-1-S-20260120	C40577	0.270	0.0622		9.7	0.430	21549	0.270	0.616	0.0622	0.142	ND	M2600564.d	2026-02-05 18:59	0.944	13.675	5879	389171	65.7	10.717	-1.6%
IRVSEA-2-S-20260120	B52937	0.318	0.0733	2.95	9.7	0.430	21553	0.270	0.616	0.0621	0.142	J	M2600565.d	2026-02-05 19:25	0.944	13.683	16643	392497	65.7	10.717	-0.8%
IRVSEA-2-D-20260120	B45041	0.270	0.0621		9.7	0.430	21553	0.270	0.616	0.0621	0.142	ND	M2600566.d	2026-02-05 19:50	0.944	13.675	10837	381496	65.7	10.717	-3.6%
IRVSEA-2-B-20260120	B20697	0.270	0.0621		9.7	0.430	21553	0.270	0.616	0.0621	0.142	ND	M2600563.d	2026-02-05 18:34	0.944	13.683	1002	390541	65.7	10.717	-1.3%
IRVSEA-3-S-20260120	C34205	0.277	0.0638	2.57	9.7	0.430	21553	0.270	0.616	0.0621	0.142	J	M2600567.d	2026-02-05 20:15	0.944	13.675	14333	388396	65.7	10.717	-1.8%
IRVSEA-4-S-20260120	C67447	0.714	0.165	6.62	9.7	0.430	21556	0.270	0.616	0.0621	0.142		M2600568.d	2026-02-05 20:41	0.944	13.675	37479	393614	65.7	10.717	-0.5%
IRVSEA-5-S-20260120	C70147	0.680	0.157	6.31	9.7	0.430	21558	0.270	0.616	0.0621	0.142		M2600569.d	2026-02-05 21:06	0.944	13.675	35201	388060	65.7	10.717	-1.9%
IRVSEA-6-S-20260120	C71469	1.11	0.255	10.3	9.7	0.430	21557	0.270	0.616	0.0621	0.142		M2600570.d	2026-02-05 21:33	0.944	13.676	56898	384997	65.7	10.717	-2.7%
IRVSEA-7-S-20260120	C38540	2.07	0.476	19.2	9.7	0.430	21558	0.270	0.616	0.0621	0.142		M2600571.d	2026-02-05 21:58	0.944	13.675	106712	387104	65.7	10.717	-2.1%
IRVSEA-8-S-20260120	C70129	2.94	0.678	27.3	9.7	0.430	21561	0.270	0.616	0.0621	0.142		M2600572.d	2026-02-05 22:23	0.944	13.675	154531	393734	65.7	10.717	-0.5%
IRVSEA-8-D-20260120	C39295	2.66	0.614	24.7	9.7	0.430	21561	0.270	0.616	0.0621	0.142		M2600575.d	2026-02-05 23:40	0.944	13.683	148642	418523	65.7	10.724	5.8%
IRVSEA-8-B-20260120	B44200	0.270	0.0621		9.7	0.430	21561	0.270	0.616	0.0621	0.142	ND	M2600573.d	2026-02-05 22:49	0.944	13.683	1676	384725	65.7	10.717	-2.7%
IRVSEA-9-S-20260120	C00808	0.812	0.187	7.53	9.7	0.430	21558	0.270	0.616	0.0621	0.142		M2600576.d	2026-02-06 00:05	0.944	13.675	44601	411827	65.7	10.717	4.1%
IRVSEA-10-S-20260120	C00747	1.09	0.251	10.1	9.7	0.430	21558	0.270	0.616	0.0621	0.142		M2600577.d	2026-02-06 00:31	0.944	13.675	62034	426191	65.7	10.717	7.7%
IRVSEA-11-S-20260120	B47833	0.270	0.0621		9.7	0.430	21558	0.270	0.616	0.0621	0.142	ND	M2600578.d	2026-02-06 00:56	0.944	13.682	12225	417312	65.7	10.717	5.5%
IRVSEA-12-S-20260120	C73589	0.269	0.0621		9.7	0.430	21572	0.269	0.616	0.0621	0.142	ND	M2600579.d	2026-02-06 01:21	0.944	13.683	8231	421155	65.7	10.724	6.5%
IRVSEA-13-S-20260120	B46947	0.269	0.0621		9.7	0.430	21576	0.269	0.615	0.0621	0.142	ND	M2600580.d	2026-02-06 01:48	0.944	13.675	4850	419565	65.7	10.717	6.1%
IRVSEA-14-S-20260120	C37421	0.269	0.0621		9.7	0.430	21575	0.269	0.615	0.0621	0.142	ND	M2600581.d	2026-02-06 02:13	0.944	13.682	6189	405619	65.7	10.717	2.5%
IRVSEA-15-S-20260120	C40696	0.269	0.0621		9.7	0.430	21578	0.269	0.615	0.0621	0.142	ND	M2600582.d	2026-02-06 02:38	0.944	13.675	4501	406600	65.7	10.717	2.8%
IRVSEA-16-S-20260120	B46105	0.269	0.0621		9.7	0.430	21578	0.269	0.615	0.0621	0.142	ND	M2600583.d	2026-02-06 03:04	0.944	13.675	4083	409542	65.7	10.717	3.5%

Enthalpy Analytical

Company: Montrose Air Quality Services, LLC - New Jersey

Job No.: 2026GG103-1 EPA Method 325B Analysis

Client No.: PROJ-050105 Site: Irving Oil - Searsport

o-Xylene

Sample Code	Tube ID	Conc (ug/m³)	Conc (ppbv)	Calc Amt (ng)	Temp (°F)	Uptake Rate (mL/min	Sample Time (min)	LOD (ug/m³)	LOQ (ug/m³)	LOD (ppbv)	LOQ (ppbv)	Flags	Data File	Inj DateTime	CCV RRF	Ret Time (min)	Target Area	ISTD Area	ISTD Amt	ISTD RT	ISTD Change
IRVSEA-17-S-20260120	C43235	0.269	0.0621		9.7	0.430	21578	0.269	0.615	0.0621	0.142	ND	M2600584.d	2026-02-06 03:29	0.944	13.683	4894	407957	65.7	10.717	3.1%

B: Compound present in field blank(s) greater than 1/3 the compliance limit or measured target analyte
J: Estimated Value - The analyte was detected between the Method Detection Limit and Reporting Limit
ND: The analyte was not present above the Method Detection Limit
P: Field duplicate(s) exceed 30%RPD
Pc: Field duplicate(s) exceed 30%RPD. Concentrations of both samples in duplicate are near the reporting limit

QC Data

Enthalpy Analytical

Company: Montrose Air Quality Services, LLC - New Jersey
Job No.: 2026GG103-1 EPA Method 325B Analysis
Client No.: PROJ-050105 Site: Irving Oil - Searsport

QC Samples

Field Sample Type	Sample Code	Benzene		Toluene		Ethylbenzene		m-/p-Xylenes		o-Xylene	
Blanks (ug/m³)	IRVSEA-2-B-20260120	ND	Pass	ND	Pass	ND	Pass	ND	Pass	ND	Pass
	IRVSEA-8-B-20260120	0.196	Pass	1.56	Fail	ND	Pass	ND	Pass	ND	Pass
Duplicates (difference)	IRVSEA-2-D-20260120	8.6%	Pass	65%	Fail	ND	Pass	41%	Fail	ND	Pass
	IRVSEA-8-D-20260120	0.40%	Pass	9.3%	Pass	13%	Pass	13%	Pass	10%	Pass

Enthalpy Analytical

Company: Montrose Air Quality Services, LLC - New Jersey
Job No.: 2026GG103-1 EPA Method 325B Analysis
Client No.: PROJ-050105 Site: Irving Oil - Searsport

Benzene Calibration and Blanks

Sample Code	Data File	Tube ID	Type	RRF	ICAL RRF	Last CCV RRF	RRF Change	ISTD Change vs ICal	ISTD Change vs Concal	Pass/ Fail	Flags
M325B CCV 5	M2600561.d	B47853	Cal	0.975	1.030	0.975	-5.4%	-1.5%		Pass	
2026GG103 Method Blank-1	M2600562.d	B50814	Blank		1.030	0.975			1.9%	Pass	ND
M325B CCV 5	M2600574.d	C69428	Check	0.991	1.030	0.975	-3.8%		-3.6%	Pass	
M325B CCV 5	M2600585.d	C70591	Check	0.958	1.030	0.975	-7.0%		6.7%	Pass	

Toluene Calibration and Blanks

Sample Code	Data File	Tube ID	Type	RRF	ICAL RRF	Last CCV RRF	RRF Change	ISTD Change vs ICal	ISTD Change vs Concal	Pass/ Fail	Flags
M325B CCV 5	M2600561.d	B47853	Cal	1.199	1.234	1.199	-2.8%	-0.45%		Pass	
2026GG103 Method Blank-1	M2600562.d	B50814	Blank		1.234	1.199			2.1%	Pass	ND
M325B CCV 5	M2600574.d	C69428	Check	1.187	1.234	1.199	-3.8%		0.81%	Pass	
M325B CCV 5	M2600585.d	C70591	Check	1.160	1.234	1.199	-6.0%		1.6%	Pass	

Ethylbenzene Calibration and Blanks

Sample Code	Data File	Tube ID	Type	RRF	ICAL RRF	Last CCV RRF	RRF Change	ISTD Change vs ICal	ISTD Change vs Concal	Pass/ Fail	Flags
M325B CCV 5	M2600561.d	B47853	Cal	1.232	1.420	1.232	-13%	-0.45%		Pass	
2026GG103 Method Blank-1	M2600562.d	B50814	Blank		1.420	1.232			2.1%	Pass	ND
M325B CCV 5	M2600574.d	C69428	Check	1.250	1.420	1.232	-12%		0.81%	Pass	
M325B CCV 5	M2600585.d	C70591	Check	1.227	1.420	1.232	-14%		1.6%	Pass	

m-/p-Xylenes Calibration and Blanks

Sample Code	Data File	Tube ID	Type	RRF	ICAL RRF	Last CCV RRF	RRF Change	ISTD Change vs ICal	ISTD Change vs Concal	Pass/ Fail	Flags
M325B CCV 5	M2600561.d	B47853	Cal	0.909	1.183	0.909	-23%	-0.45%		Pass	
2026GG103 Method Blank-1	M2600562.d	B50814	Blank		1.183	0.909			2.1%	Pass	ND
M325B CCV 5	M2600574.d	C69428	Check	0.974	1.183	0.909	-18%		0.81%	Pass	
M325B CCV 5	M2600585.d	C70591	Check	0.945	1.183	0.909	-20%		1.6%	Pass	

o-Xylene Calibration and Blanks

Sample Code	Data File	Tube ID	Type	RRF	ICAL RRF	Last CCV RRF	RRF Change	ISTD Change vs ICal	ISTD Change vs Concal	Pass/ Fail	Flags
M325B CCV 5	M2600561.d	B47853	Cal	0.944	1.183	0.944	-20%	-0.45%		Pass	
2026GG103 Method Blank-1	M2600562.d	B50814	Blank		1.183	0.944			2.1%	Pass	ND
M325B CCV 5	M2600574.d	C69428	Check	1.004	1.183	0.944	-15%		0.81%	Pass	
M325B CCV 5	M2600585.d	C70591	Check	0.980	1.183	0.944	-17%		1.6%	Pass	

Chromatograms

Name	2026GG103 Method Blank-1
Comment	B50814
Data File	M2600562.d
Acq. Date-Time	2/5/2026 6:08:51 PM
Acq. Method File	M325B-MTD
Tube Sorbent	Carbopack X
Analyze Quant Version	12.1
Report Quant Version	12.1

Sample Chromatogram

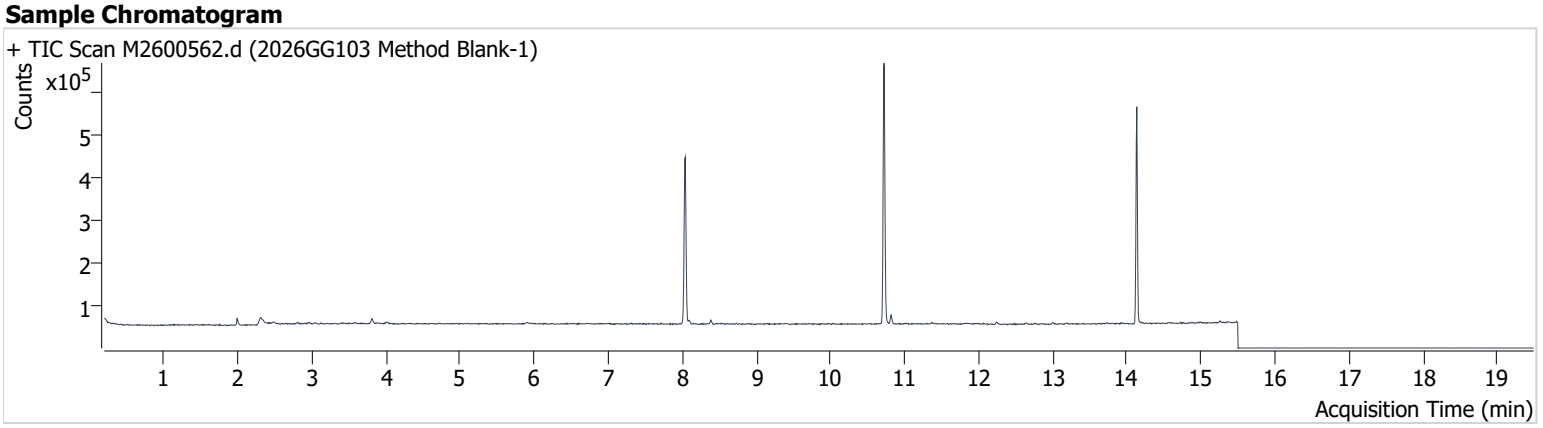

Name	ISTD	RT	ICAL RT	Resp.	Int. Flag
Benzene-d6 (IS)		8.038	8.038	376,631	
Benzene	Benzene-d6 (IS)	8.095	8.095	6,164	
Toluene-d8 (IS)		10.724	10.724	403,846	
Toluene	Toluene-d8 (IS)	10.817	10.817	12,864	
Ethylbenzene	Toluene-d8 (IS)	13.002	13.002	2,300	
m-/p-Xylenes	Toluene-d8 (IS)	13.174	13.181	1,433	
o-Xylene	Toluene-d8 (IS)	13.683	13.682	526	

Benzene-d6 (IS)

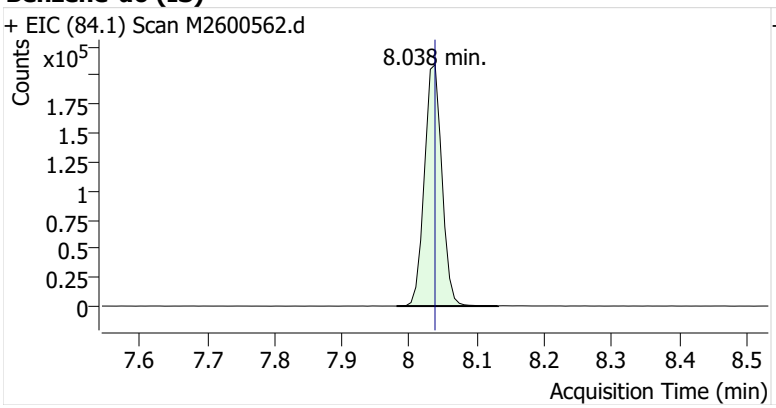

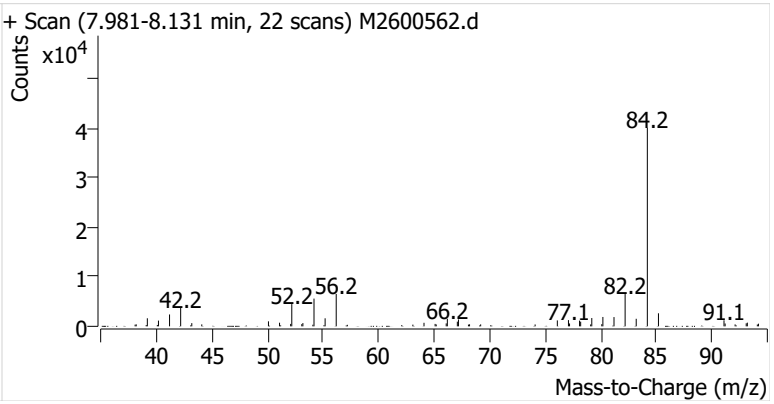

Benzene

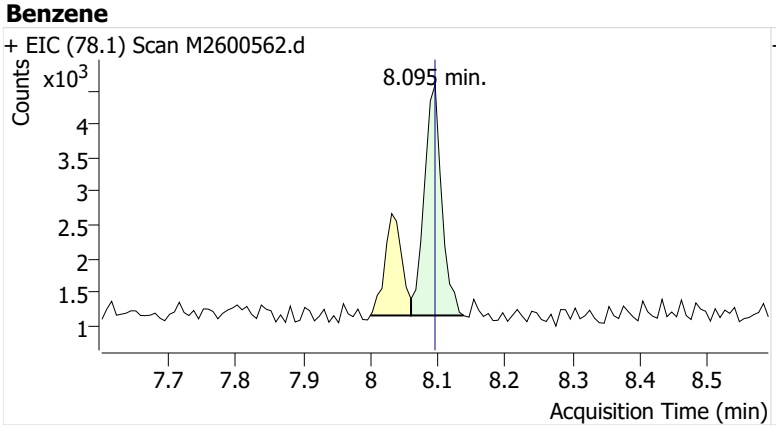

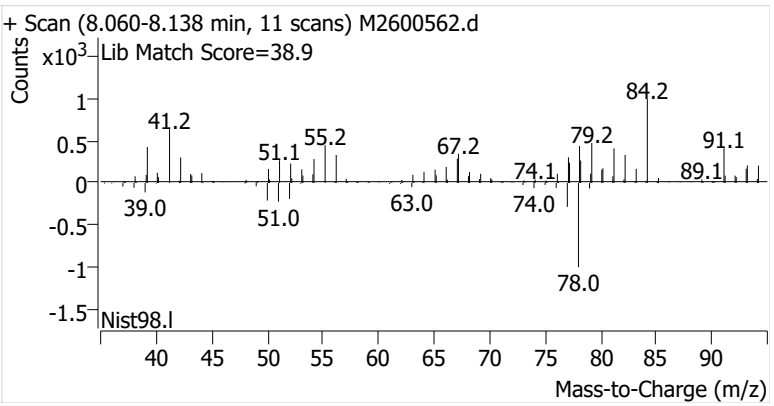

Toluene-d8 (IS)

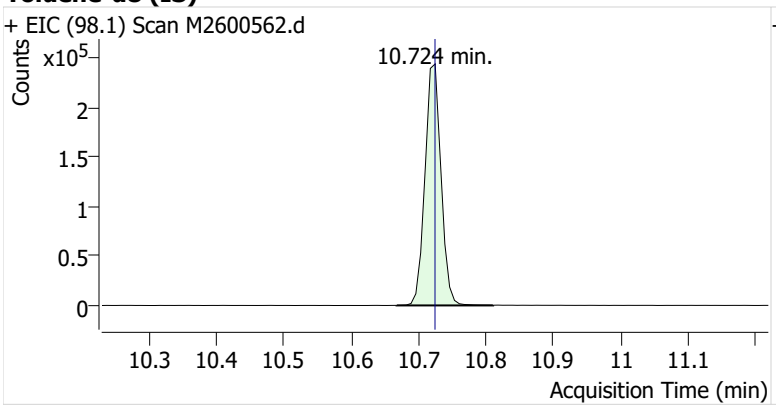

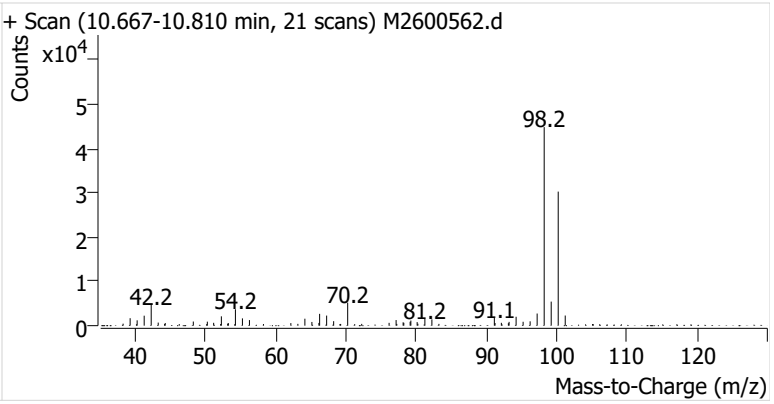

Toluene

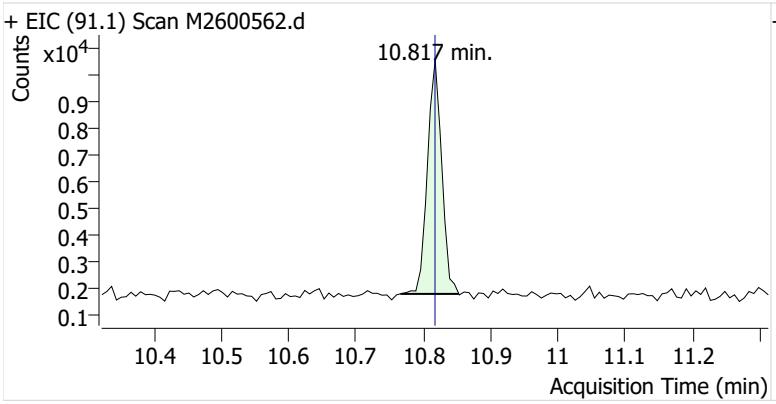

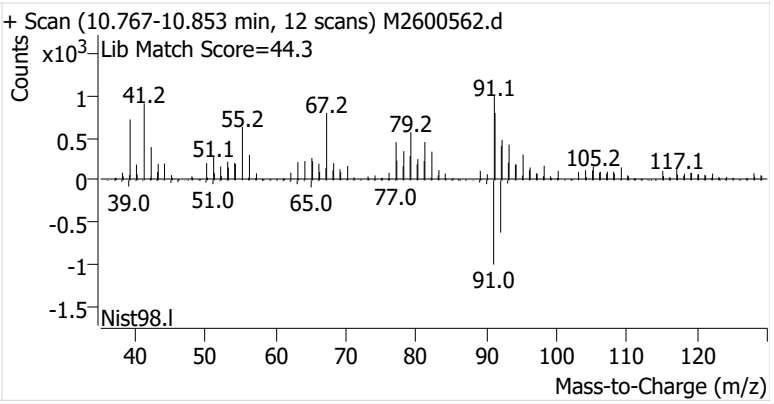

Ethylbenzene

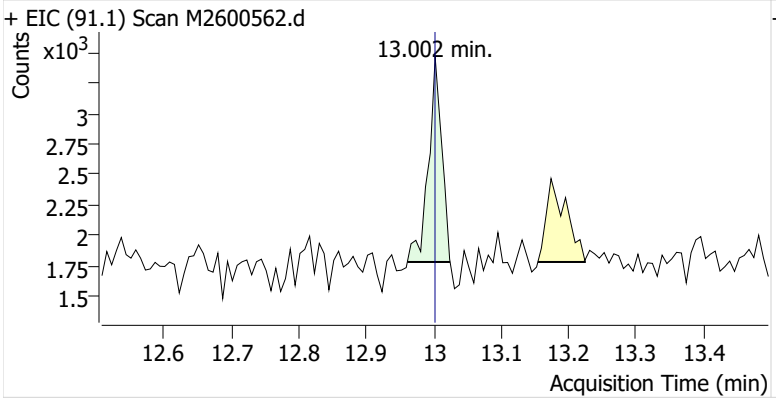

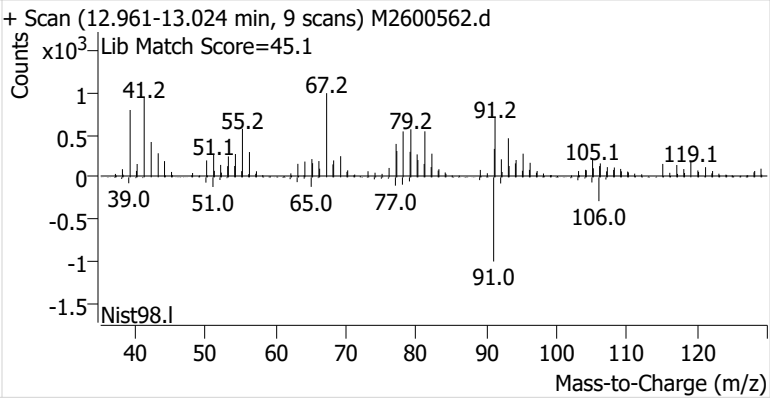

m-/p-Xylenes

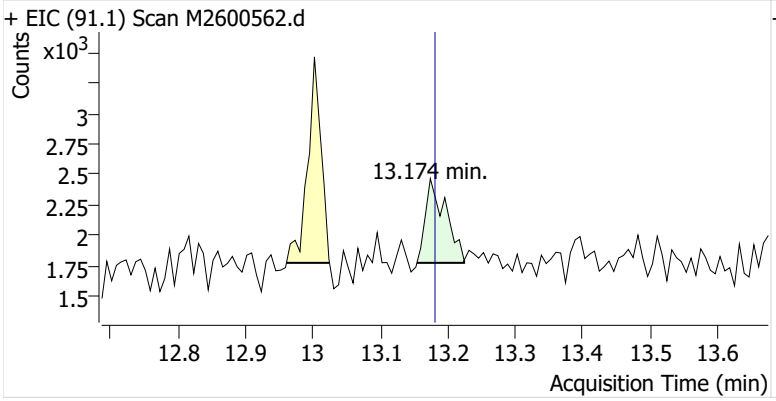

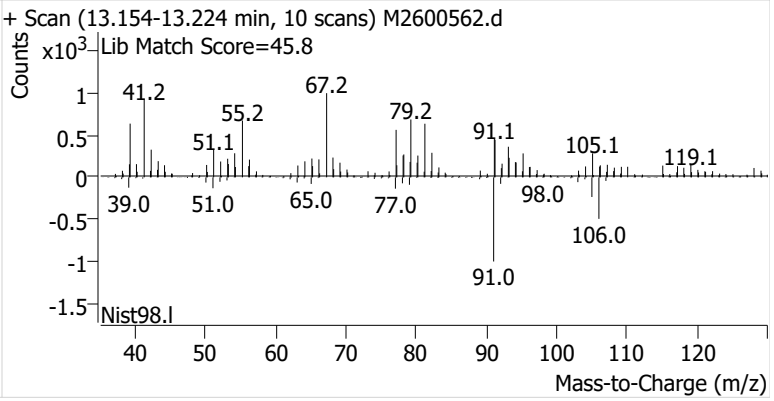

o-Xylene

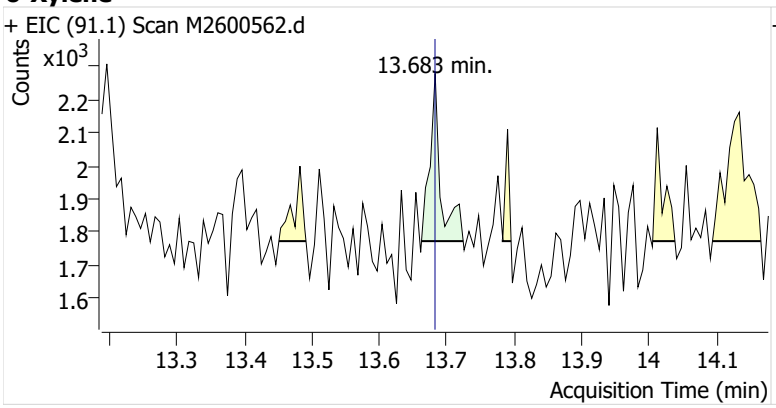
+ EIC (91.1) Scan M2600562.d
Counts
x10^3
2.2
2.1
2
1.9
1.8
1.7
1.6
13.683 min.
13.3
13.4
13.5
13.6
13.7
13.8
13.9
14
14.1
Acquisition Time (min)

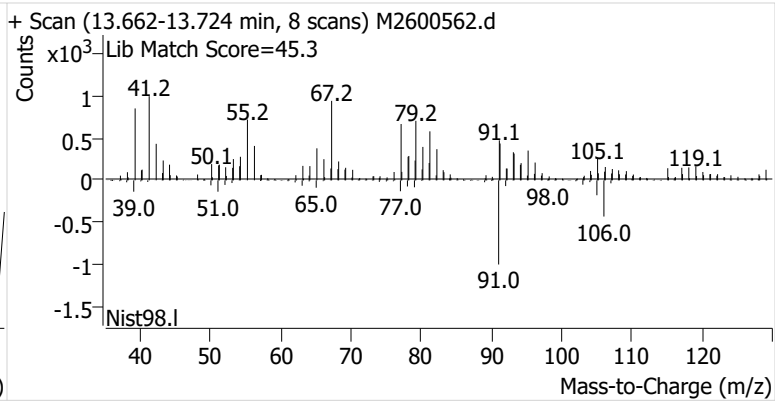
+ Scan (13.662-13.724 min, 8 scans) M2600562.d
Lib Match Score=45.3
Counts
x10^3
1
0.5
0
-0.5
-1
-1.5
41.2
55.2
67.2
79.2
91.1
50.1
105.1
119.1
39.0
51.0
65.0
77.0
98.0
106.0
91.0
Nist98.l
40
50
60
70
80
90
100
110
120
Mass-to-Charge (m/z)

Name	IRVSEA-2-B-20260120
Comment	B20697
Data File	M2600563.d
Acq. Date-Time	2/5/2026 6:34:12 PM
Acq. Method File	M325B-MTD
Tube Sorbent	Carbopack X
Analyze Quant Version	12.1
Report Quant Version	12.1

Sample Chromatogram

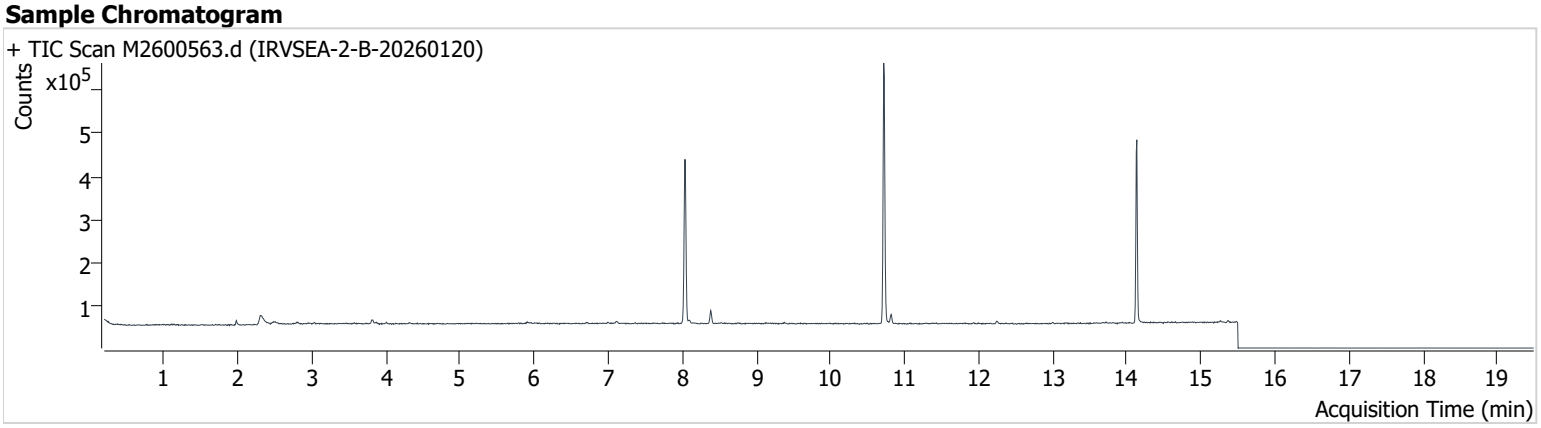

Name	ISTD	RT	ICAL RT	Resp.	Int. Flag
Benzene-d6 (IS)		8.038	8.038	365,601	
Benzene	Benzene-d6 (IS)	8.095	8.095	5,816	
Toluene-d8 (IS)		10.717	10.724	390,541	
Toluene	Toluene-d8 (IS)	10.817	10.817	13,646	
Ethylbenzene	Toluene-d8 (IS)	13.002	13.002	1,568	
m-/p-Xylenes	Toluene-d8 (IS)	13.174	13.181	1,292	
o-Xylene	Toluene-d8 (IS)	13.683	13.682	1,002	

Benzene-d6 (IS)

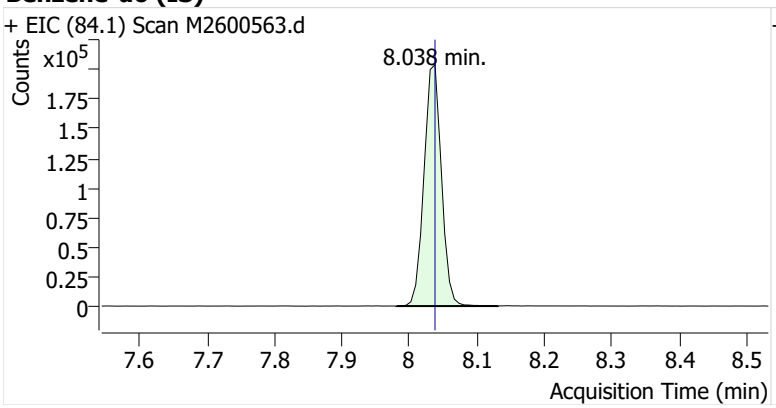

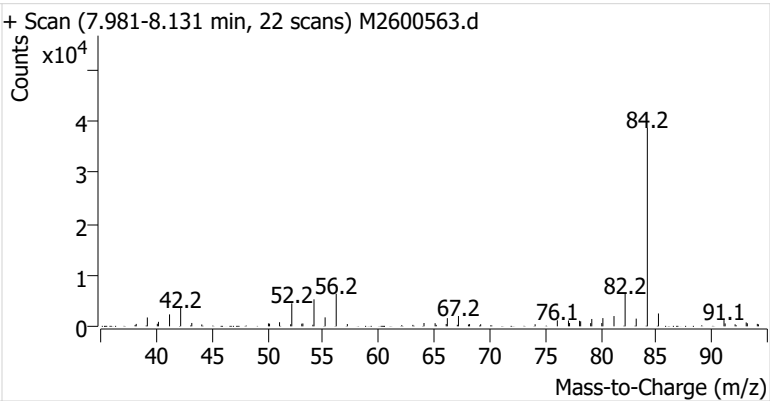

Benzene

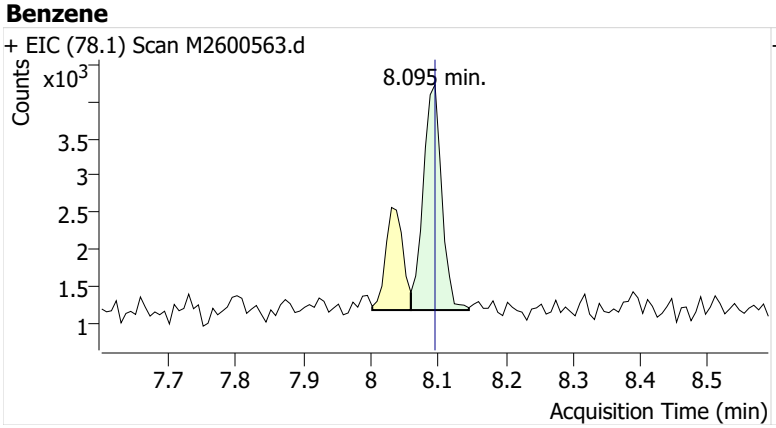

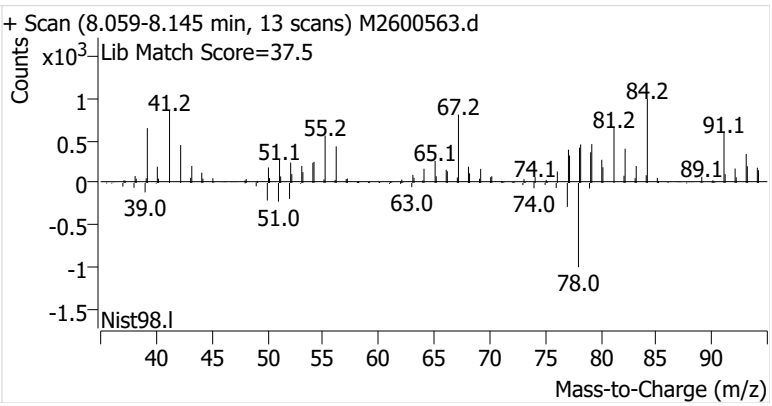

Toluene-d8 (IS)

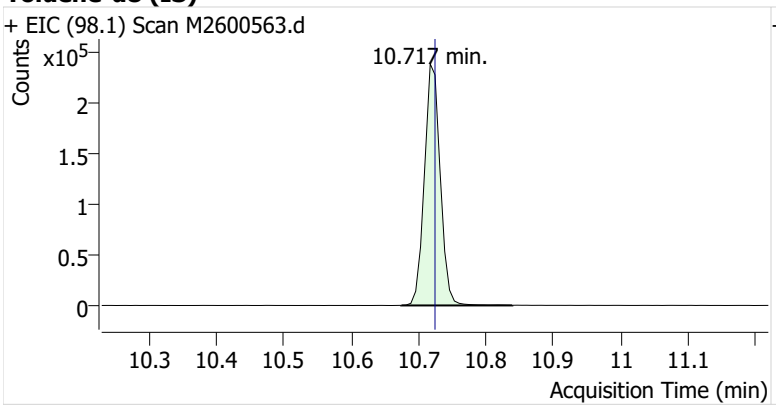

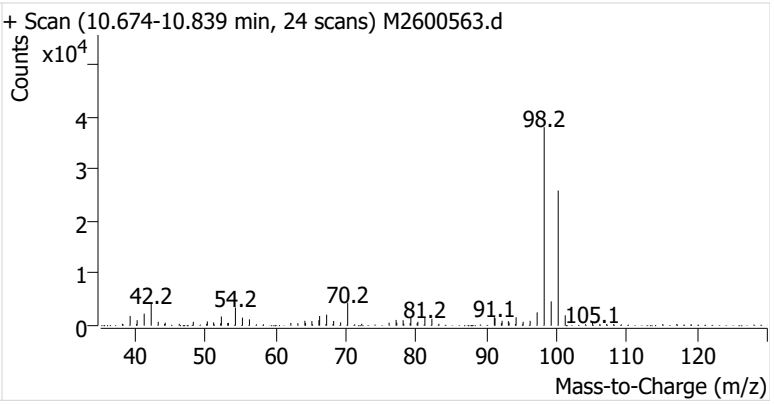

Toluene

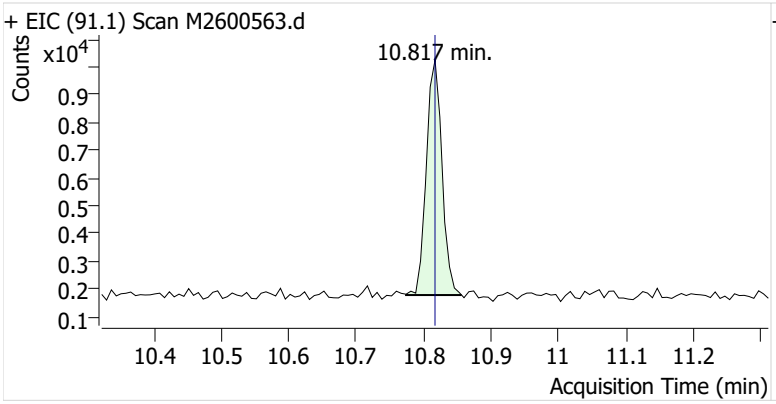

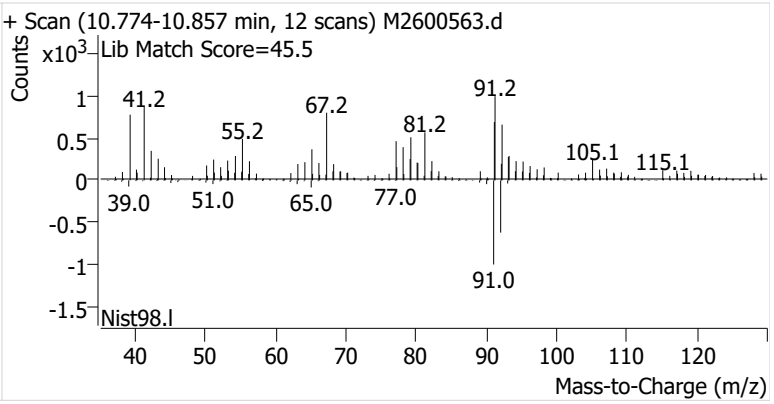

Ethylbenzene

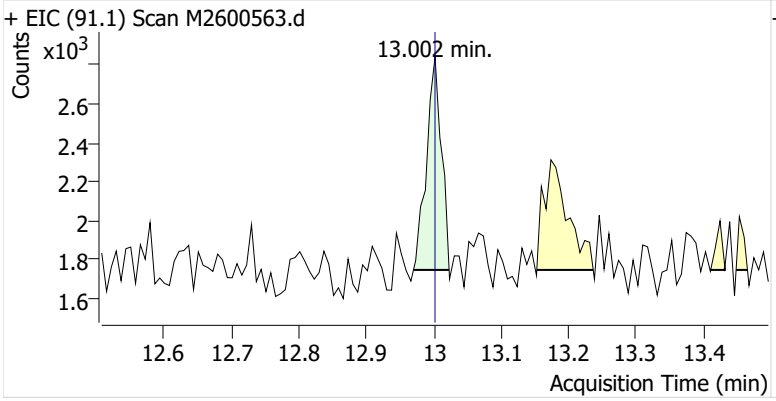

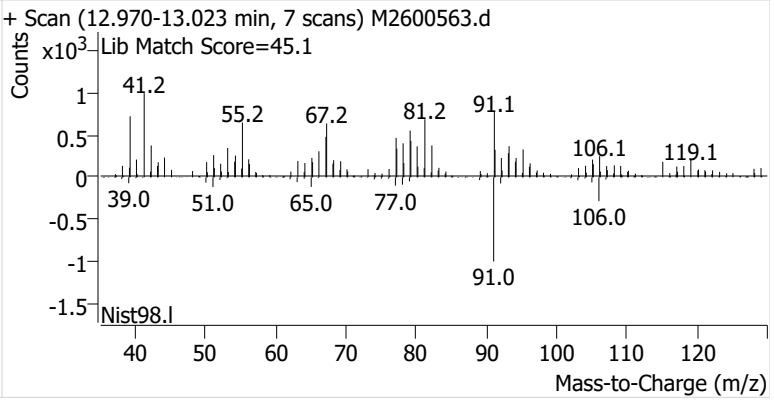

m-/p-Xylenes

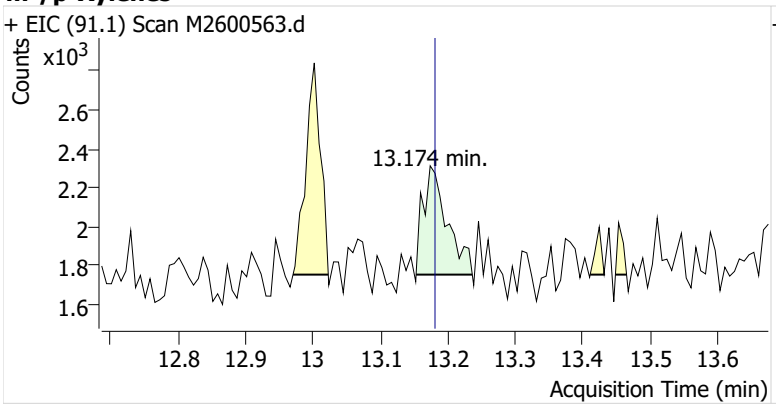

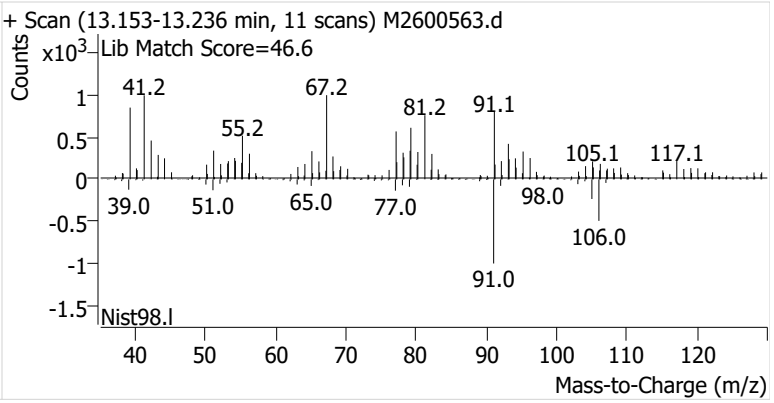

o-Xylene

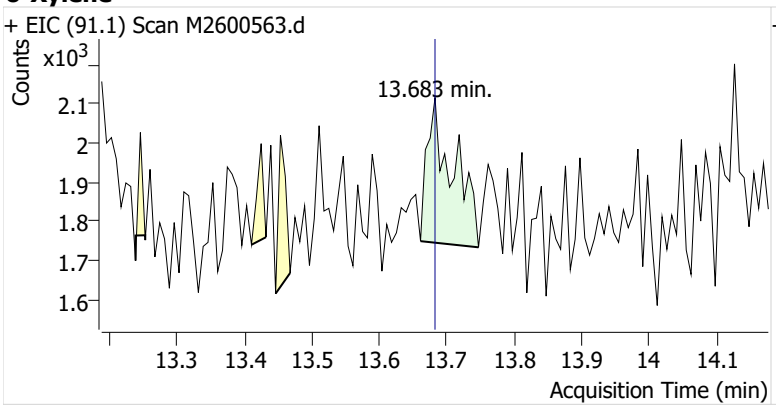
+ EIC (91.1) Scan M2600563.d
Counts
x10^3
2.1
2
1.9
1.8
1.7
1.6
13.683 min.
13.3
13.4
13.5
13.6
13.7
13.8
13.9
14
14.1
Acquisition Time (min)

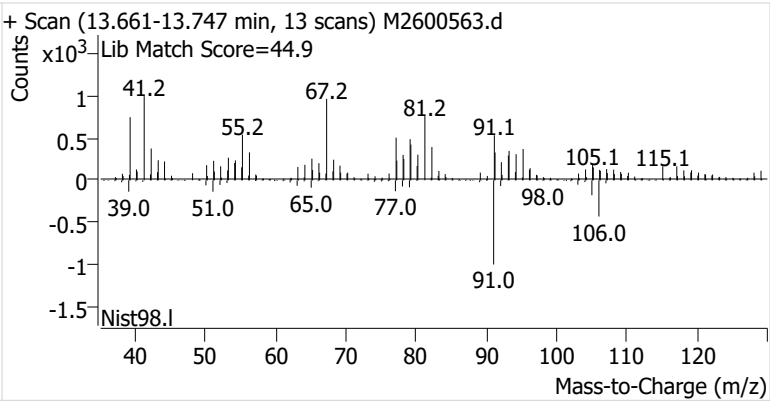
+ Scan (13.661-13.747 min, 13 scans) M2600563.d
Lib Match Score=44.9
Counts
x10^3
1
0.5
0
-0.5
-1
-1.5
41.2
67.2
81.2
55.2
91.1
105.1
115.1
39.0
51.0
65.0
77.0
98.0
106.0
91.0
Nist98.l
40
50
60
70
80
90
100
110
120
Mass-to-Charge (m/z)

Name	IRVSEA-1-S-20260120
Comment	C40577
Data File	M2600564.d
Acq. Date-Time	2/5/2026 6:59:39 PM
Acq. Method File	M325B-MTD
Tube Sorbent	Carbopack X
Analyze Quant Version	12.1
Report Quant Version	12.1

Sample Chromatogram

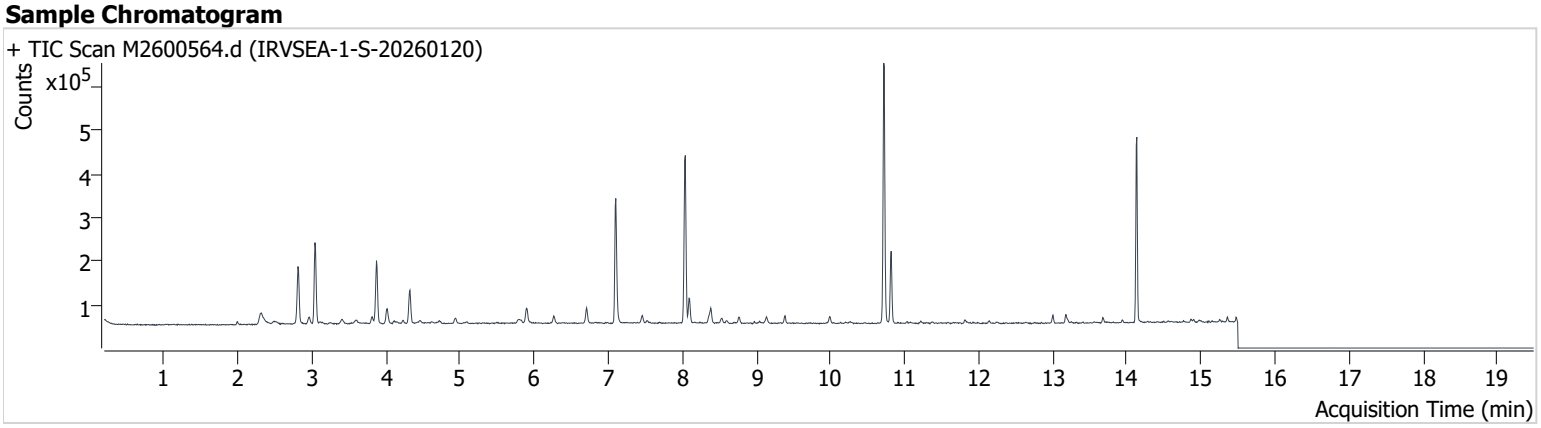

Name	ISTD	RT	ICAL RT	Resp.	Int. Flag
Benzene-d6 (IS)		8.038	8.038	365,441	
Benzene	Benzene-d6 (IS)	8.088	8.095	51,907	
Toluene-d8 (IS)		10.717	10.724	389,171	
Toluene	Toluene-d8 (IS)	10.817	10.817	110,838	
Ethylbenzene	Toluene-d8 (IS)	13.002	13.002	11,587	
m-/p-Xylenes	Toluene-d8 (IS)	13.181	13.181	14,280	
o-Xylene	Toluene-d8 (IS)	13.675	13.682	5,879	

Benzene-d6 (IS)

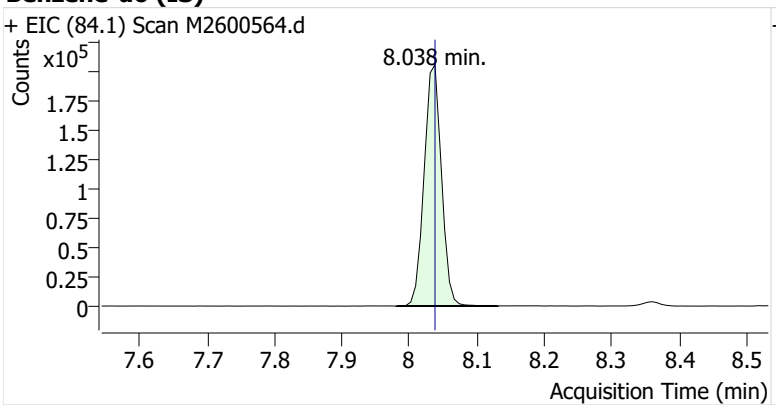

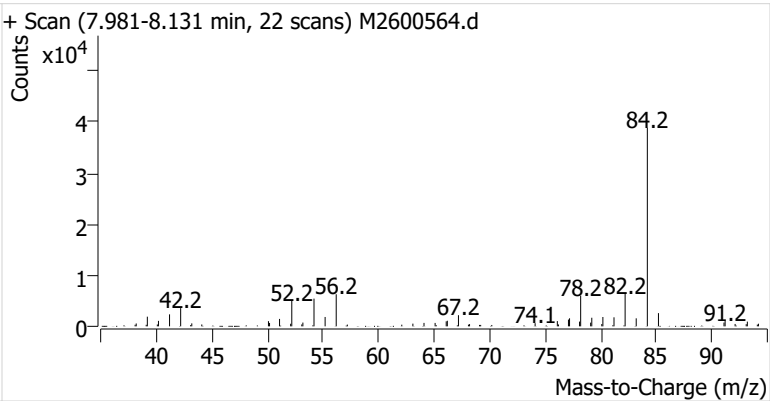

Benzene

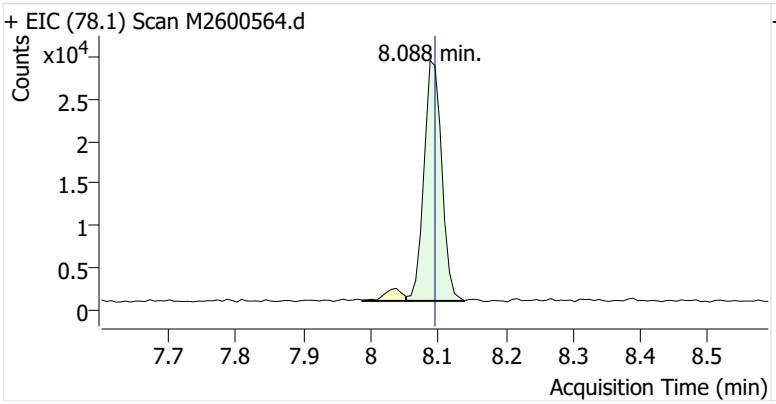

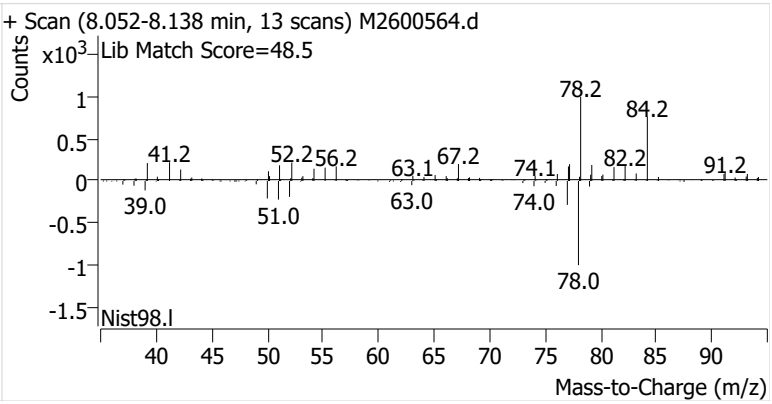

Toluene-d8 (IS)

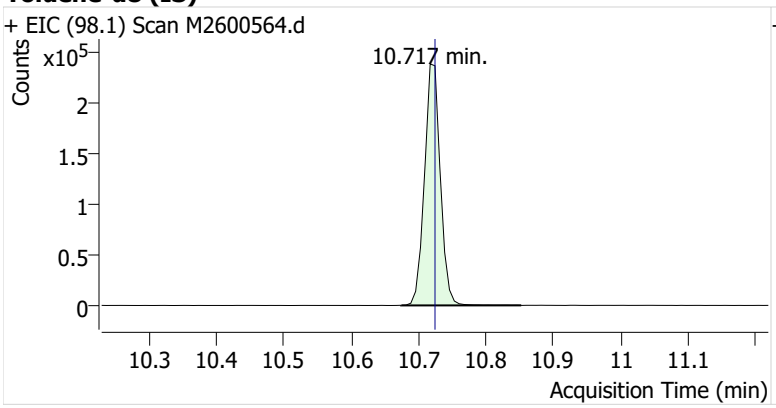

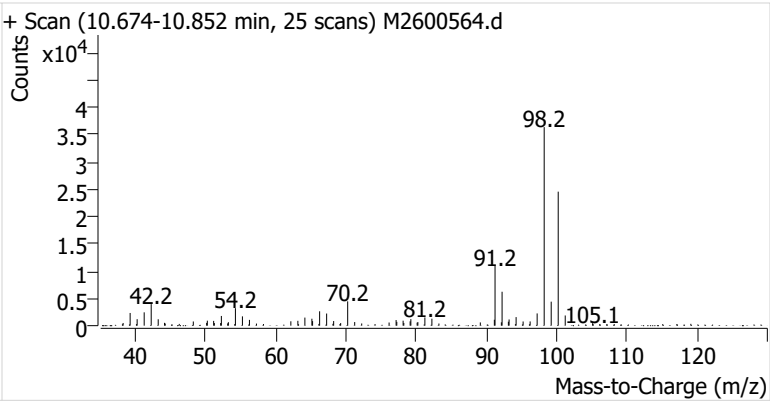

Toluene

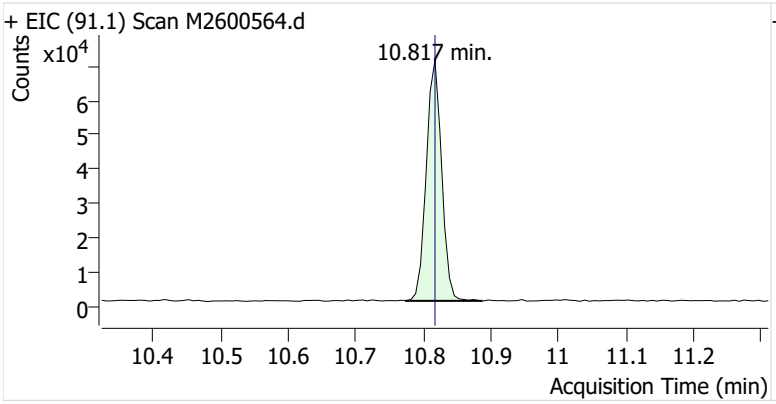

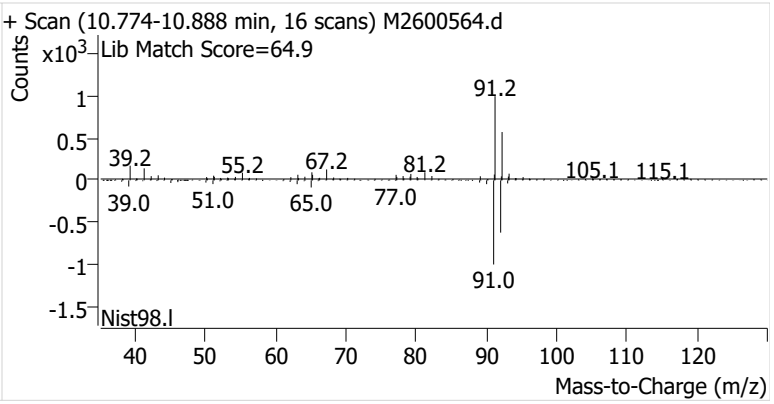

Ethylbenzene

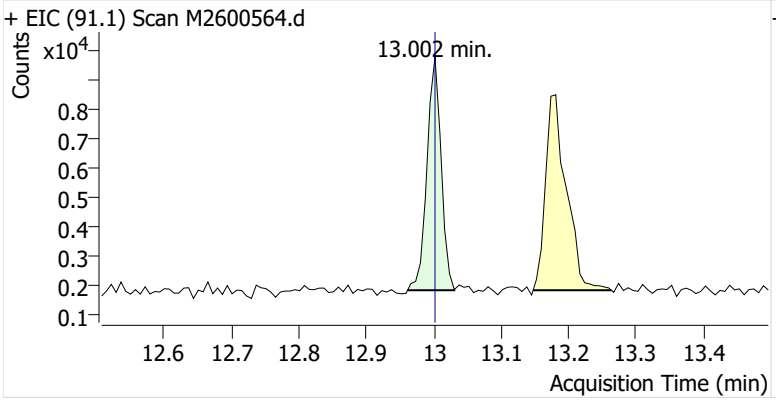

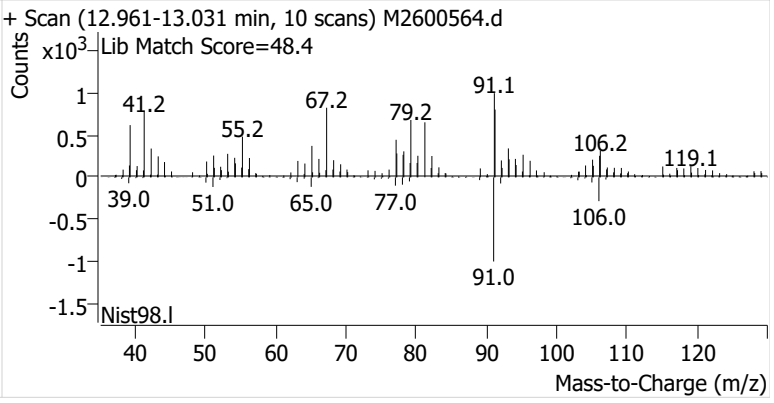

m-/p-Xylenes

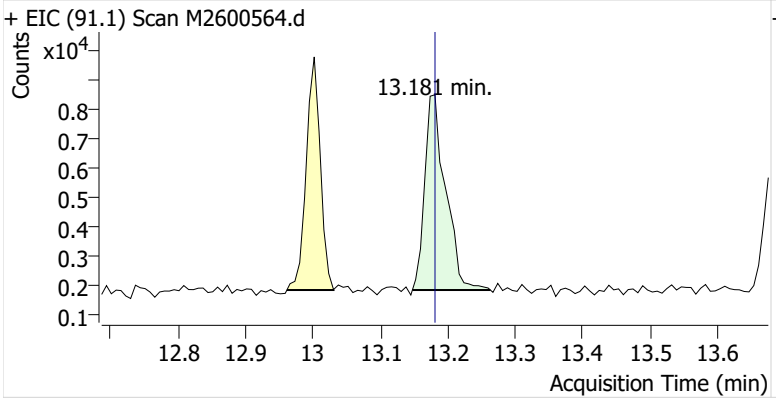

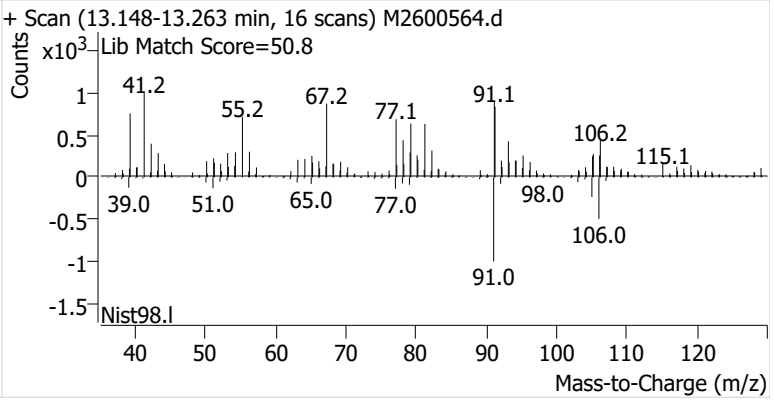

o-Xylene

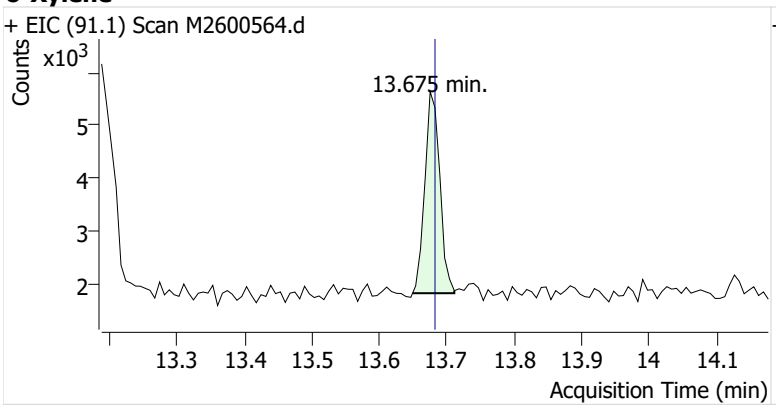
+ EIC (91.1) Scan M2600564.d
Counts
x10^3
13.675 min.
Acquisition Time (min)

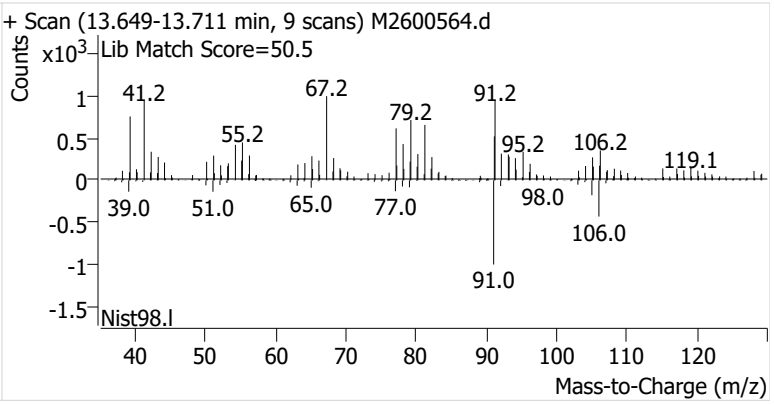
+ Scan (13.649-13.711 min, 9 scans) M2600564.d
Lib Match Score=50.5
Counts
x10^3
41.2
67.2
91.2
79.2
55.2
95.2
106.2
119.1
39.0
51.0
65.0
77.0
98.0
106.0
91.0
Nist98.l
Mass-to-Charge (m/z)

Name	IRVSEA-2-S-20260120
Comment	B52937
Data File	M2600565.d
Acq. Date-Time	2/5/2026 7:25:01 PM
Acq. Method File	M325B-MTD
Tube Sorbent	Carbopack X
Analyze Quant Version	12.1
Report Quant Version	12.1

Sample Chromatogram

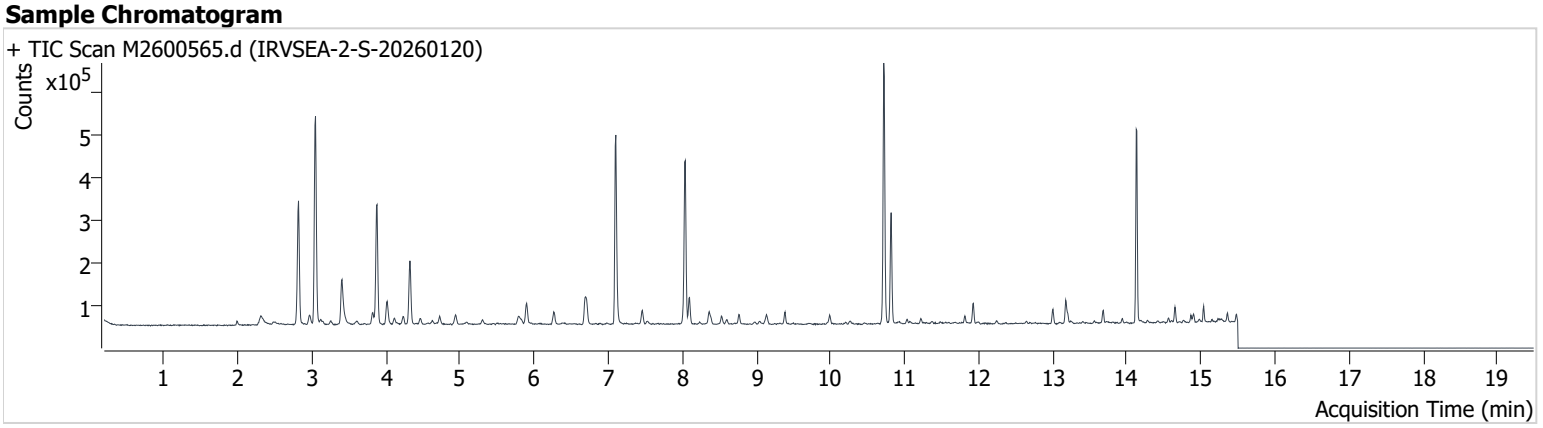

Name	ISTD	RT	ICAL RT	Resp.	Int. Flag
Benzene-d6 (IS)		8.038	8.038	360,747	
Benzene	Benzene-d6 (IS)	8.095	8.095	54,194	
Toluene-d8 (IS)		10.717	10.724	392,497	
Toluene	Toluene-d8 (IS)	10.817	10.817	166,934	
Ethylbenzene	Toluene-d8 (IS)	13.002	13.002	21,750	
m-/p-Xylenes	Toluene-d8 (IS)	13.174	13.181	39,786	
o-Xylene	Toluene-d8 (IS)	13.683	13.682	16,643	

Benzene-d6 (IS)

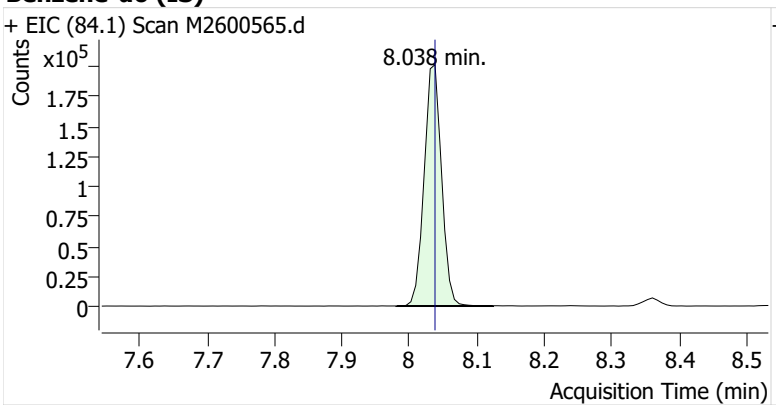

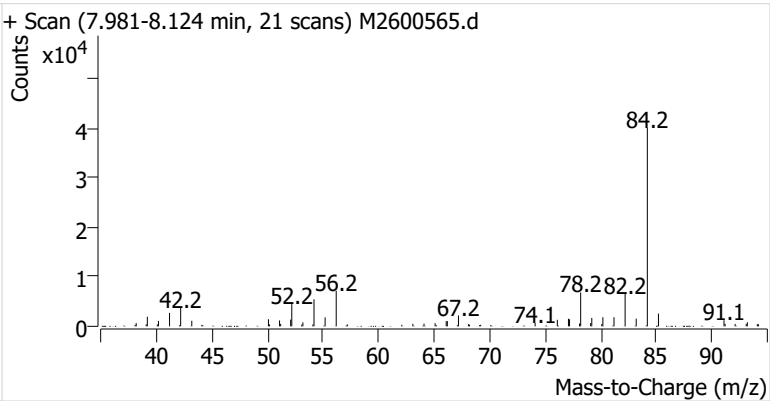

Benzene

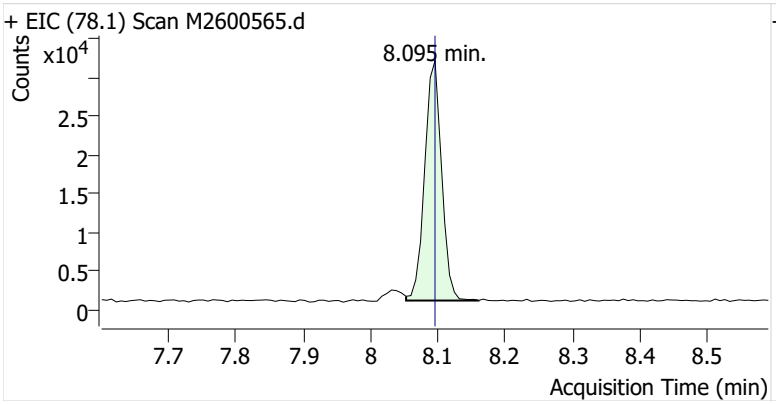

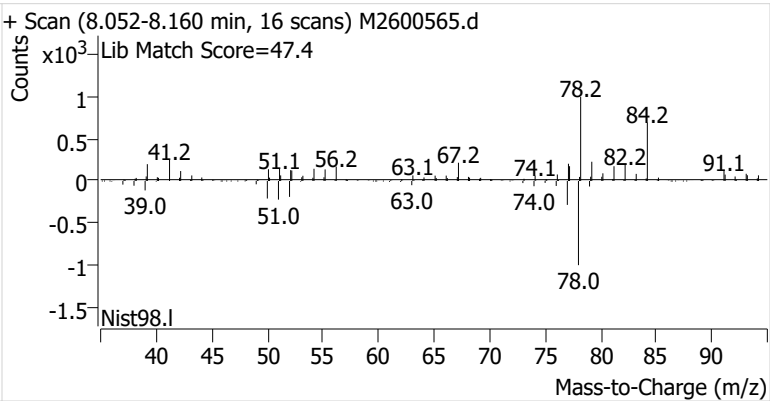

Toluene-d8 (IS)

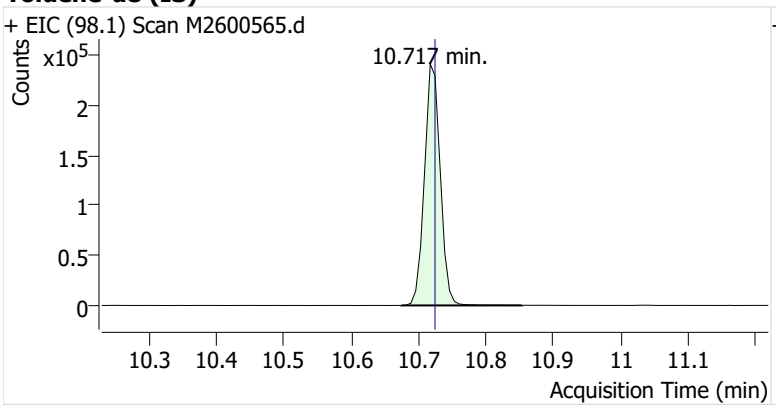

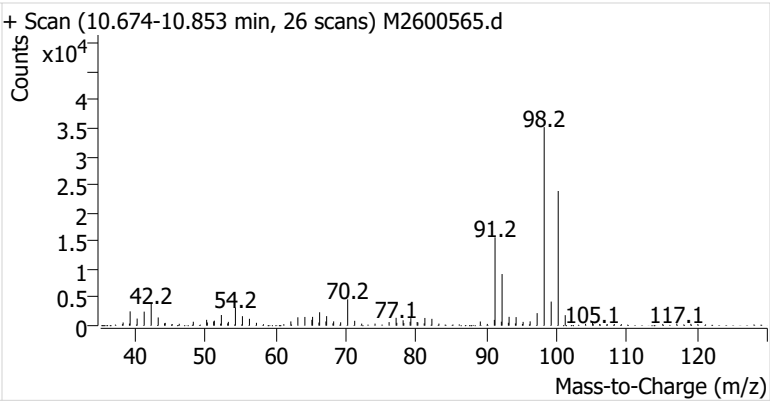

Toluene

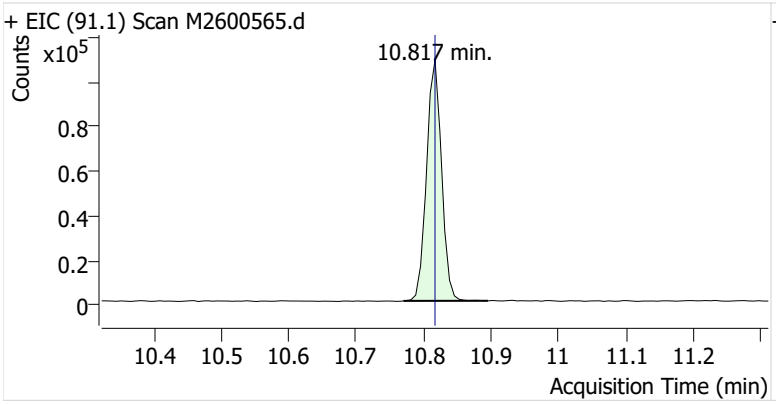

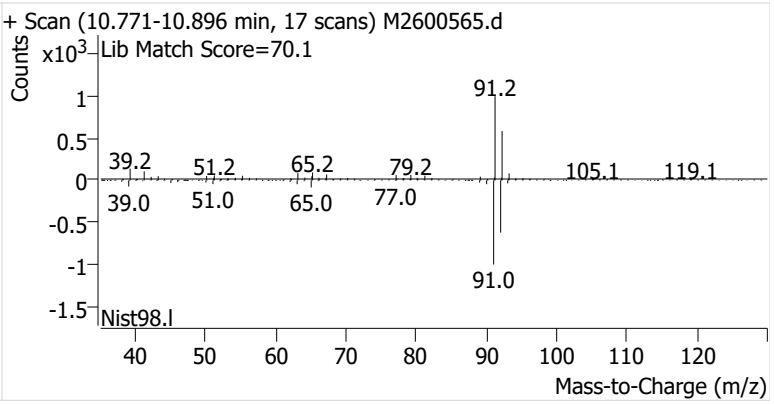

Ethylbenzene

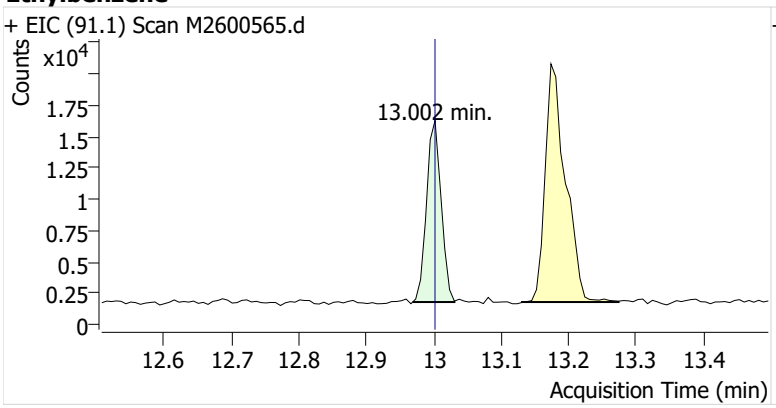

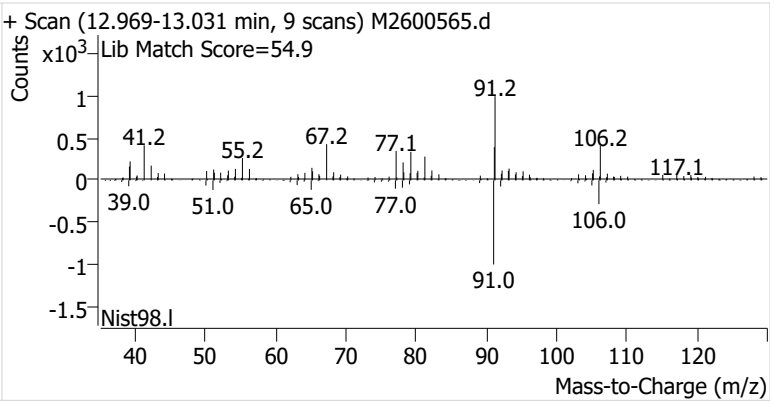

m-/p-Xylenes

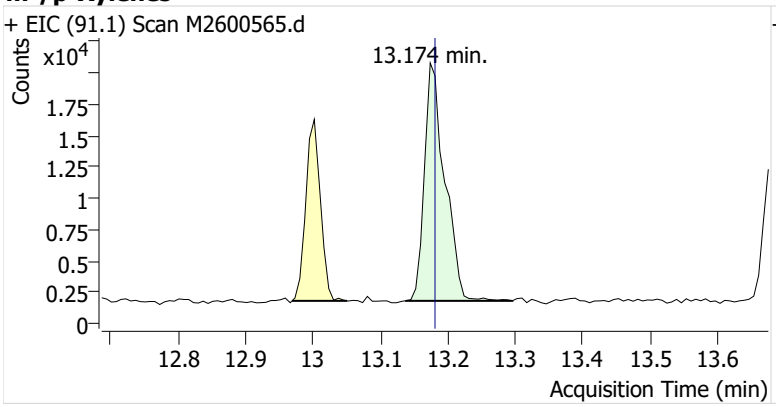

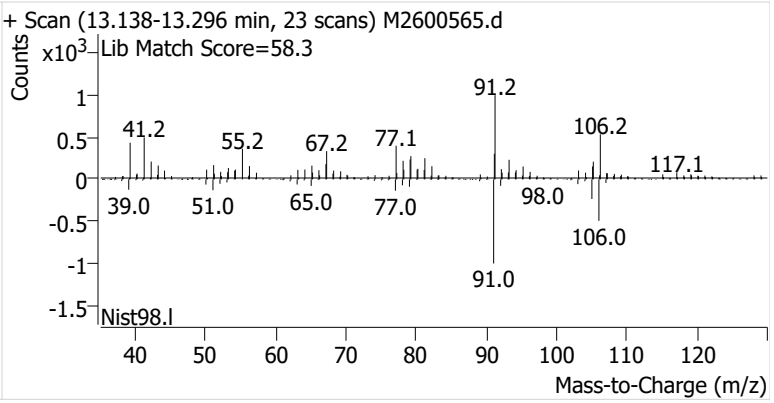

o-Xylene

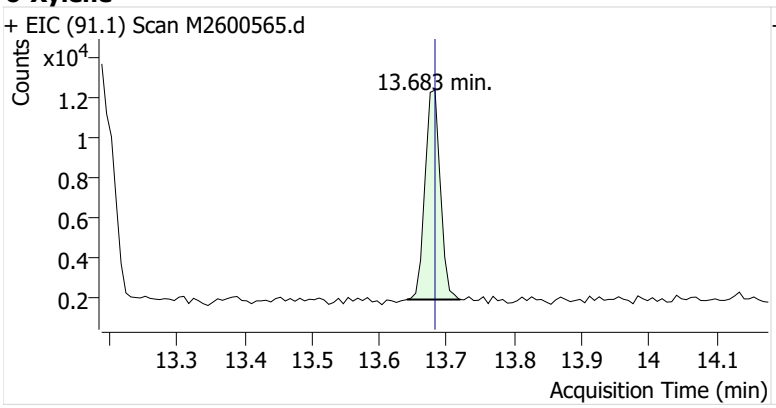
+ EIC (91.1) Scan M2600565.d
Counts
x10^4
1.2
1
0.8
0.6
0.4
0.2
13.683 min.
13.3
13.4
13.5
13.6
13.7
13.8
13.9
14
14.1
Acquisition Time (min)

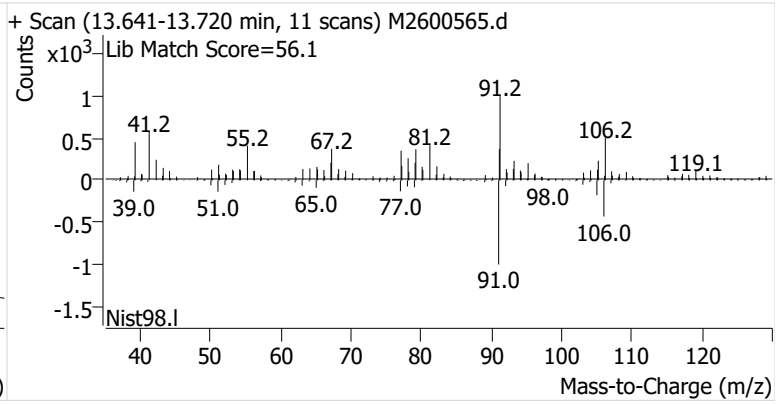
+ Scan (13.641-13.720 min, 11 scans) M2600565.d
Lib Match Score=56.1
Counts
x10^3
1
0.5
0
-0.5
-1
-1.5
41.2
55.2
67.2
81.2
91.2
106.2
119.1
39.0
51.0
65.0
77.0
98.0
106.0
91.0
Nist98.l
40
50
60
70
80
90
100
110
120
Mass-to-Charge (m/z)

Name	IRVSEA-2-D-20260120
Comment	B45041
Data File	M2600566.d
Acq. Date-Time	2/5/2026 7:50:29 PM
Acq. Method File	M325B-MTD
Tube Sorbent	Carbopack X
Analyze Quant Version	12.1
Report Quant Version	12.1

Sample Chromatogram

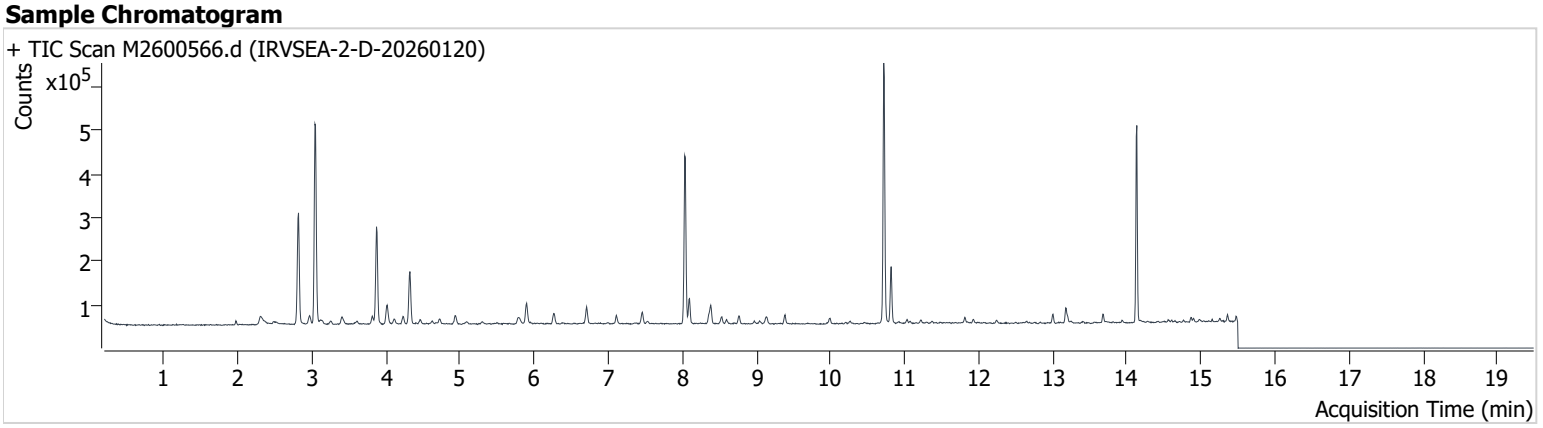

Name	ISTD	RT	ICAL RT	Resp.	Int. Flag
Benzene-d6 (IS)		8.031	8.038	362,573	
Benzene	Benzene-d6 (IS)	8.095	8.095	49,971	
Toluene-d8 (IS)		10.717	10.724	381,496	
Toluene	Toluene-d8 (IS)	10.817	10.817	82,925	
Ethylbenzene	Toluene-d8 (IS)	13.002	13.002	13,179	
m-/p-Xylenes	Toluene-d8 (IS)	13.174	13.181	25,610	
o-Xylene	Toluene-d8 (IS)	13.675	13.682	10,837	

Benzene-d6 (IS)

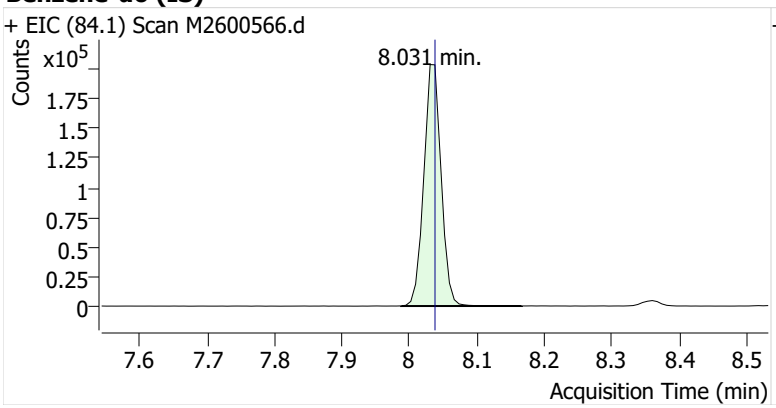

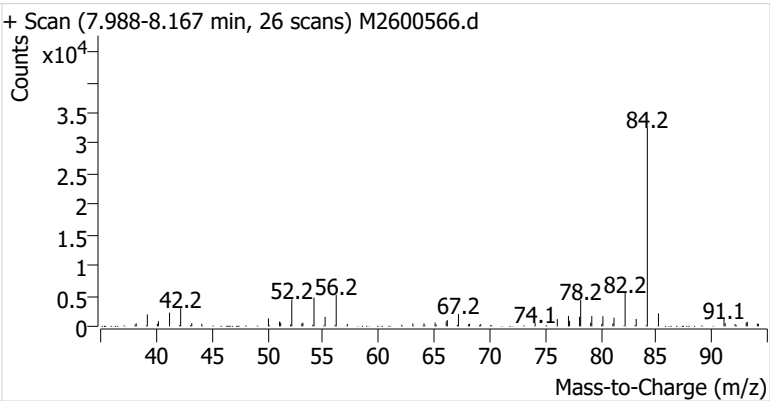

Benzene

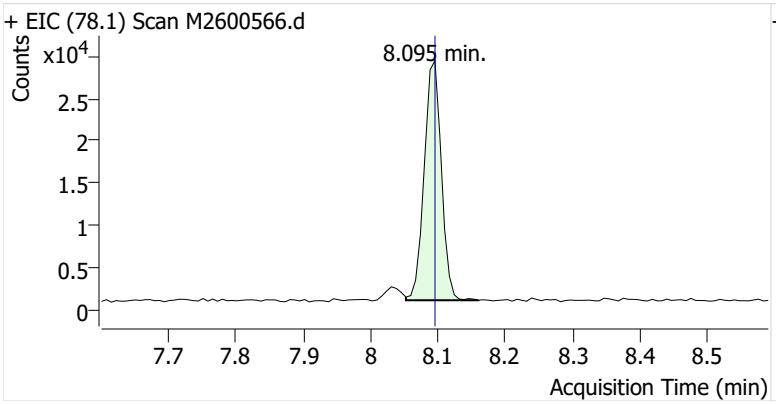

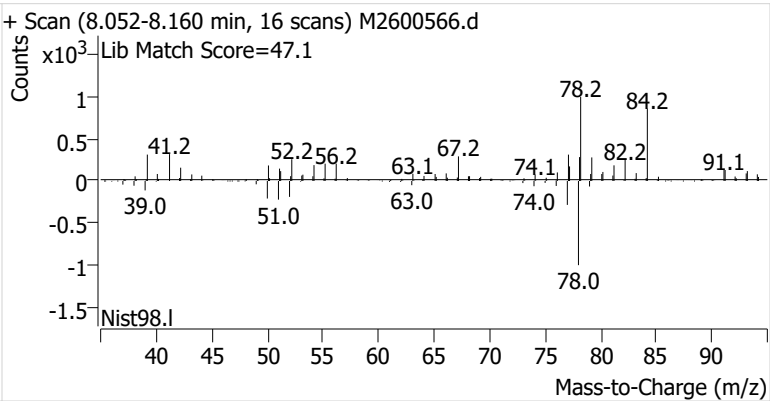

Toluene-d8 (IS)

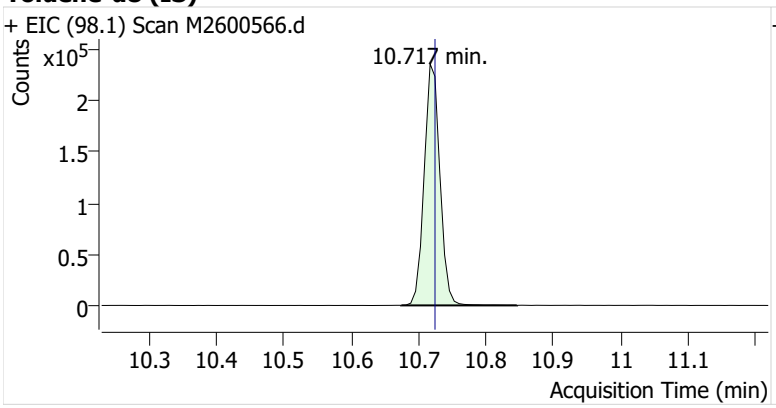

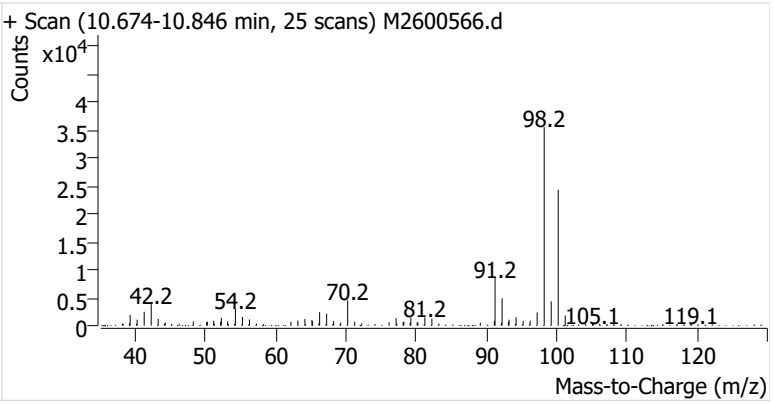

Toluene

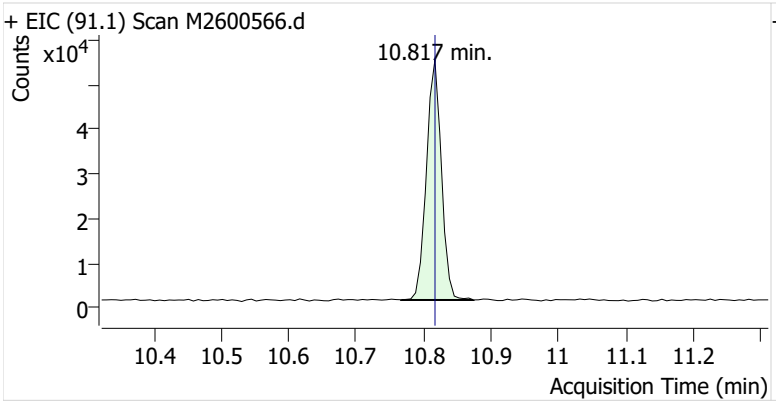

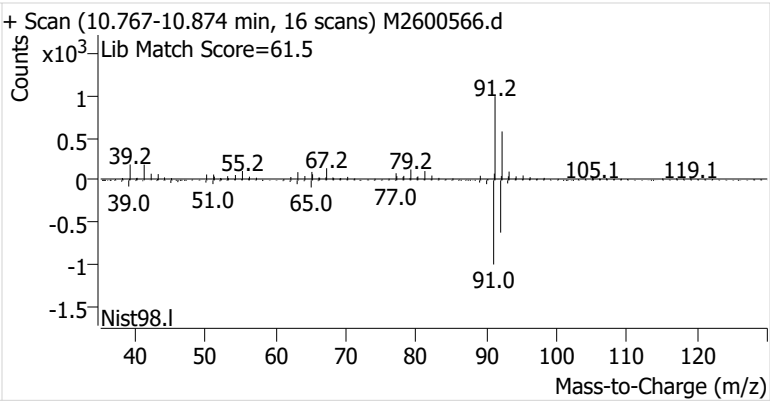

Ethylbenzene

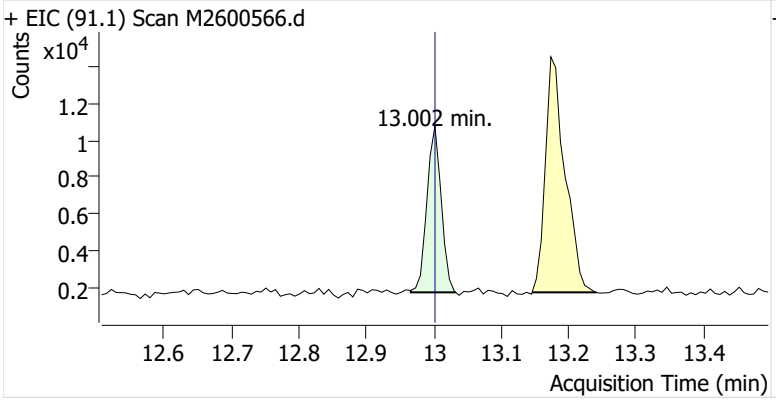

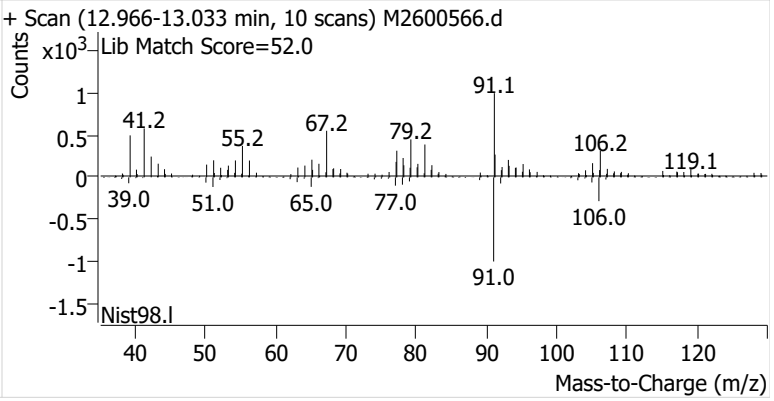

m-/p-Xylenes

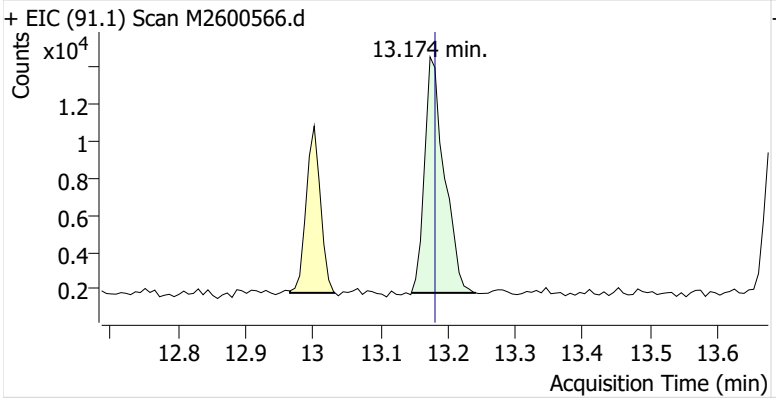

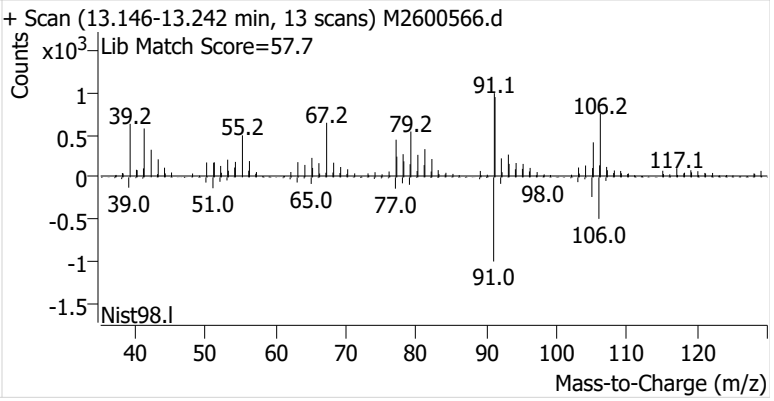

o-Xylene

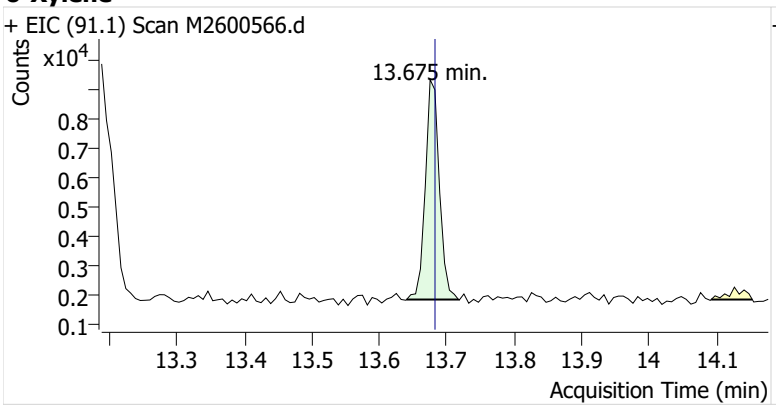
+ EIC (91.1) Scan M2600566.d
Counts
x10^4
13.675 min.
0.8
0.7
0.6
0.5
0.4
0.3
0.2
0.1
13.3
13.4
13.5
13.6
13.7
13.8
13.9
14
14.1
Acquisition Time (min)

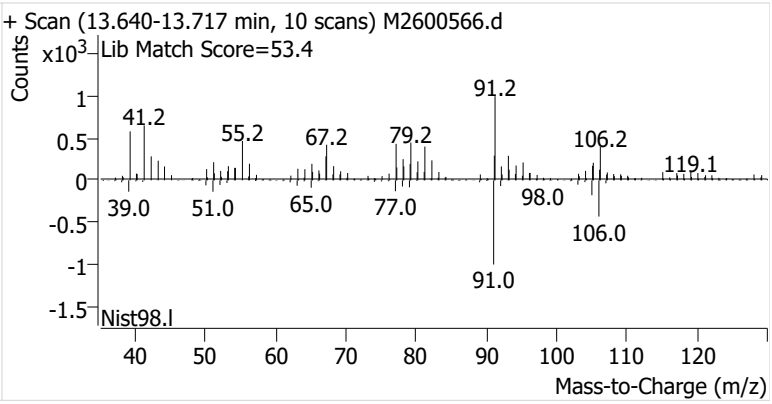
+ Scan (13.640-13.717 min, 10 scans) M2600566.d
Lib Match Score=53.4
Counts
x10^3
1
0.5
0
-0.5
-1
-1.5
41.2
55.2
67.2
79.2
91.2
106.2
119.1
39.0
51.0
65.0
77.0
98.0
106.0
91.0
Nist98.l
40
50
60
70
80
90
100
110
120
Mass-to-Charge (m/z)

Name	IRVSEA-3-S-20260120
Comment	C34205
Data File	M2600567.d
Acq. Date-Time	2/5/2026 8:15:58 PM
Acq. Method File	M325B-MTD
Tube Sorbent	Carbopack X
Analyze Quant Version	12.1
Report Quant Version	12.1

Sample Chromatogram

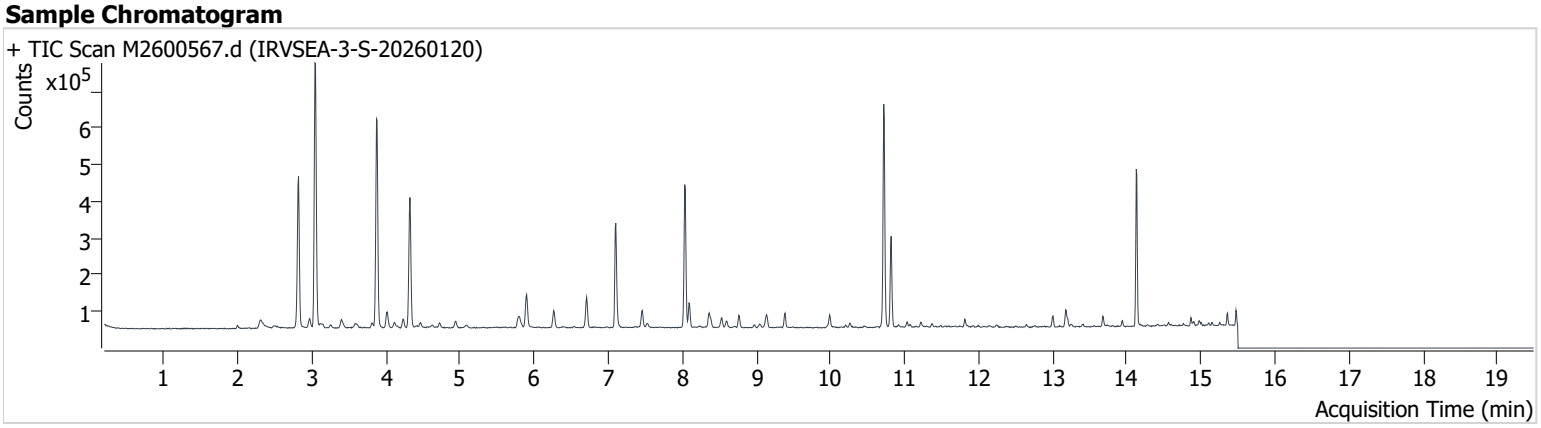

Name	ISTD	RT	ICAL RT	Resp.	Int. Flag
Benzene-d6 (IS)		8.031	8.038	359,717	
Benzene	Benzene-d6 (IS)	8.088	8.095	58,470	
Toluene-d8 (IS)		10.717	10.724	388,396	
Toluene	Toluene-d8 (IS)	10.817	10.817	158,800	
Ethylbenzene	Toluene-d8 (IS)	13.002	13.002	19,892	
m-/p-Xylenes	Toluene-d8 (IS)	13.174	13.181	35,248	
o-Xylene	Toluene-d8 (IS)	13.675	13.682	14,333	

Benzene-d6 (IS)

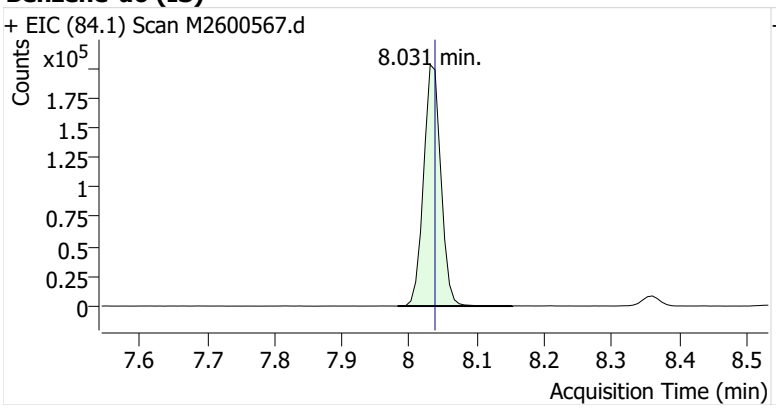

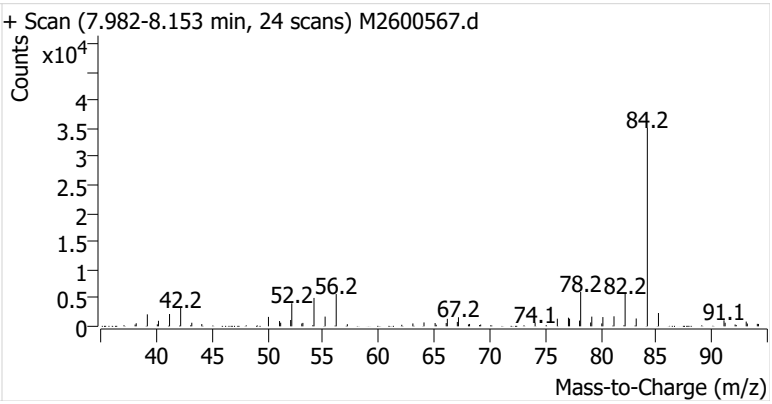

Benzene

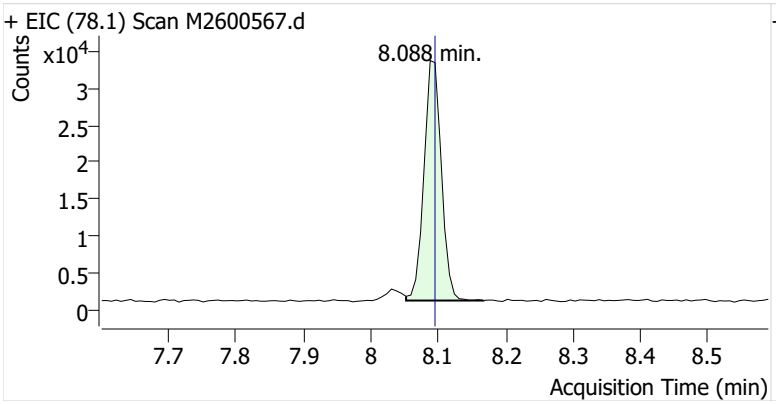

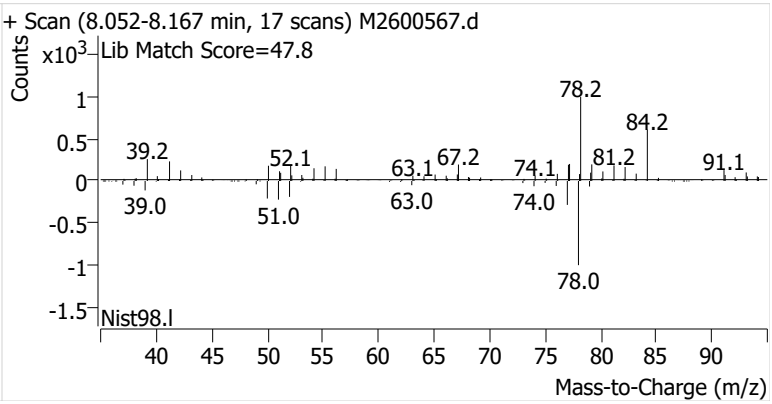

Toluene-d8 (IS)

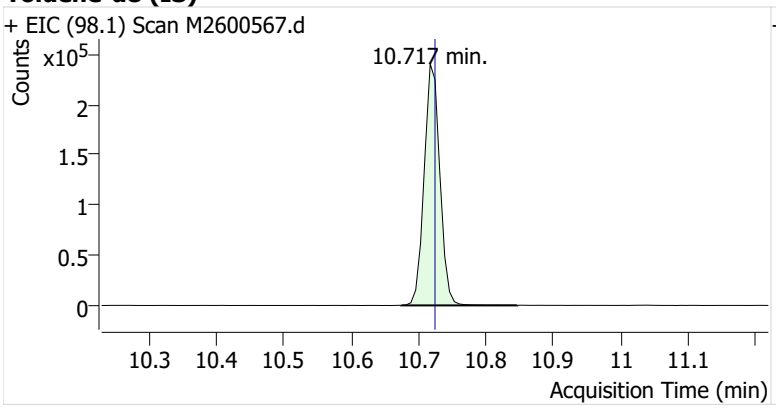

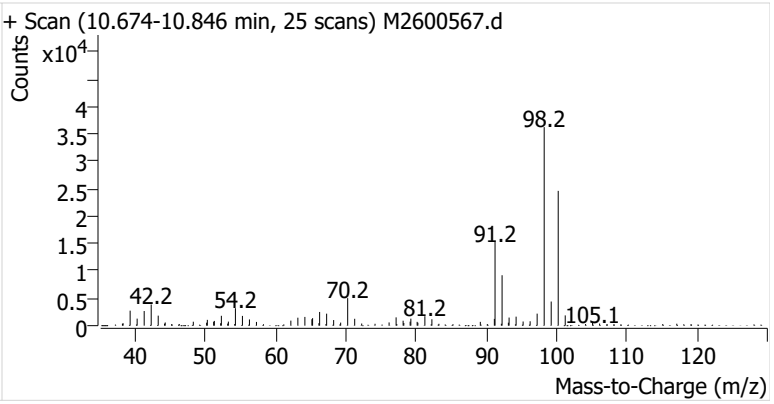

Toluene

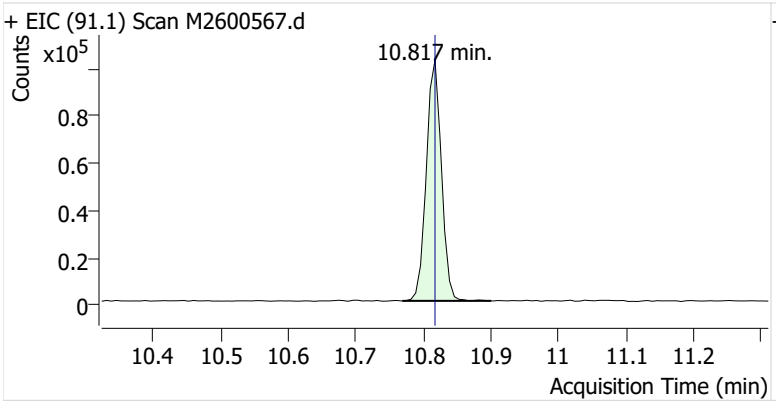

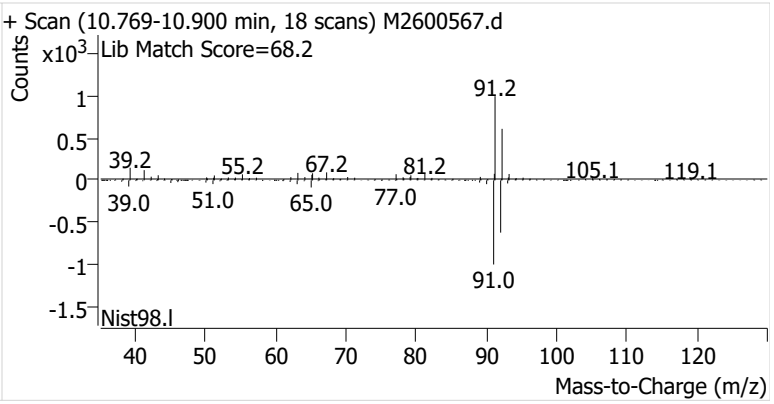

Ethylbenzene

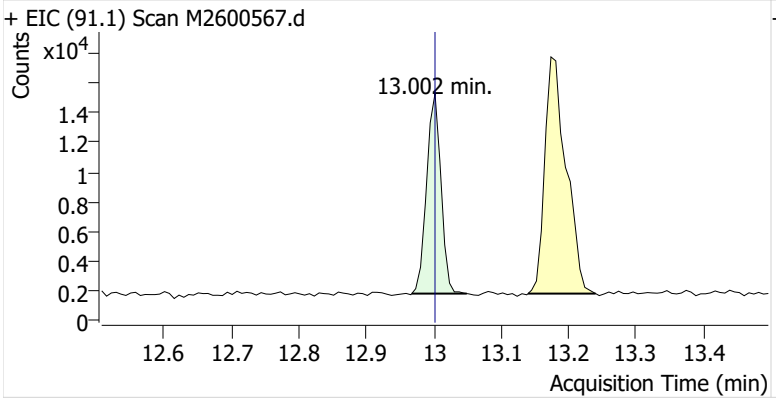

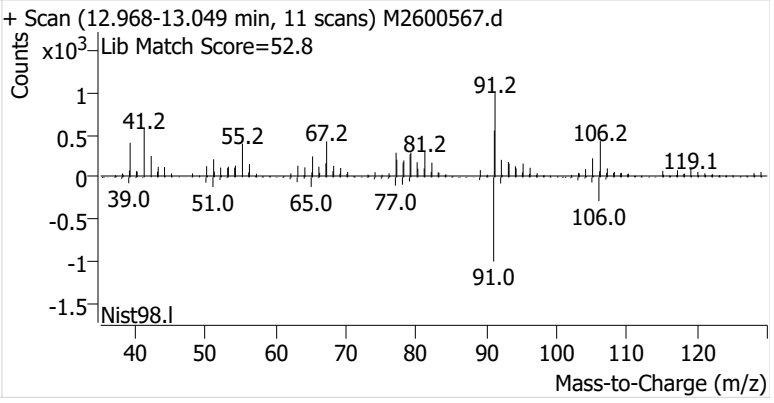

m-/p-Xylenes

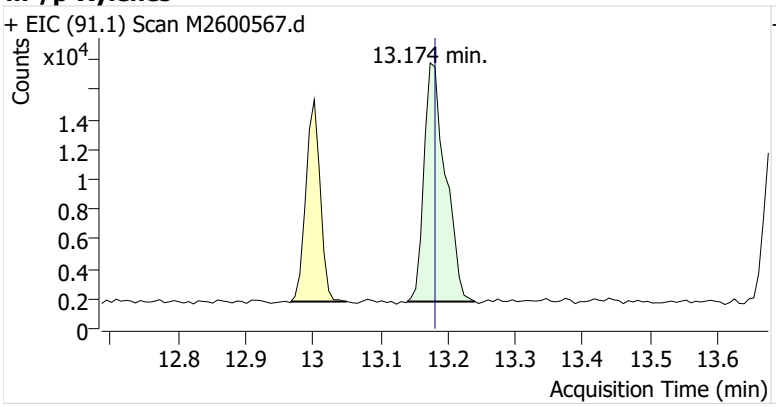

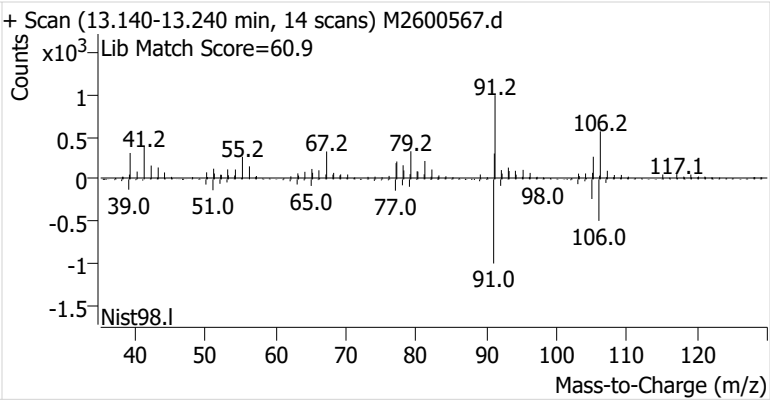

o-Xylene

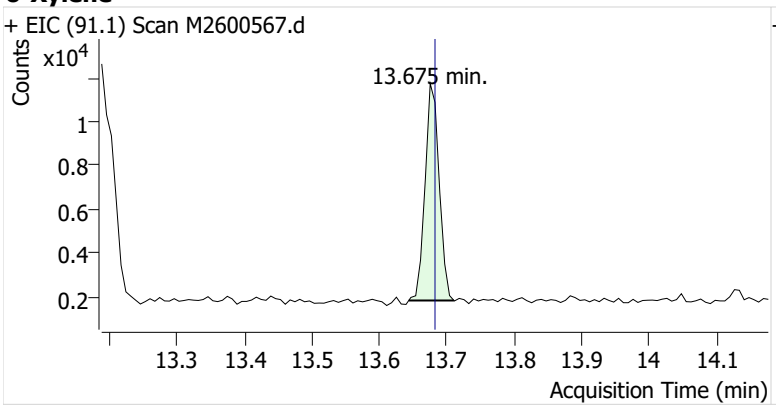
+ EIC (91.1) Scan M2600567.d
Counts
x10^4
13.675 min.
1
0.8
0.6
0.4
0.2
13.3
13.4
13.5
13.6
13.7
13.8
13.9
14
14.1
Acquisition Time (min)

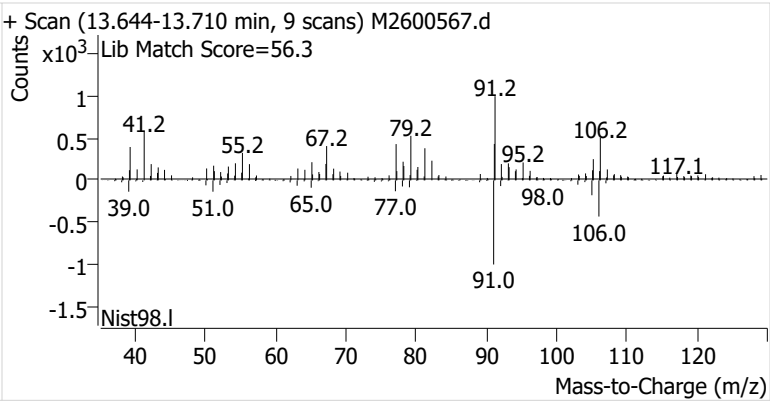
+ Scan (13.644-13.710 min, 9 scans) M2600567.d
Lib Match Score=56.3
Counts
x10^3
1
0.5
0
-0.5
-1
-1.5
41.2
55.2
67.2
79.2
91.2
95.2
106.2
117.1
39.0
51.0
65.0
77.0
98.0
106.0
91.0
Nist98.l
40
50
60
70
80
90
100
110
120
Mass-to-Charge (m/z)

Name	IRVSEA-4-S-20260120
Comment	C67447
Data File	M2600568.d
Acq. Date-Time	2/5/2026 8:41:23 PM
Acq. Method File	M325B-MTD
Tube Sorbent	Carbopack X
Analyze Quant Version	12.1
Report Quant Version	12.1

Sample Chromatogram

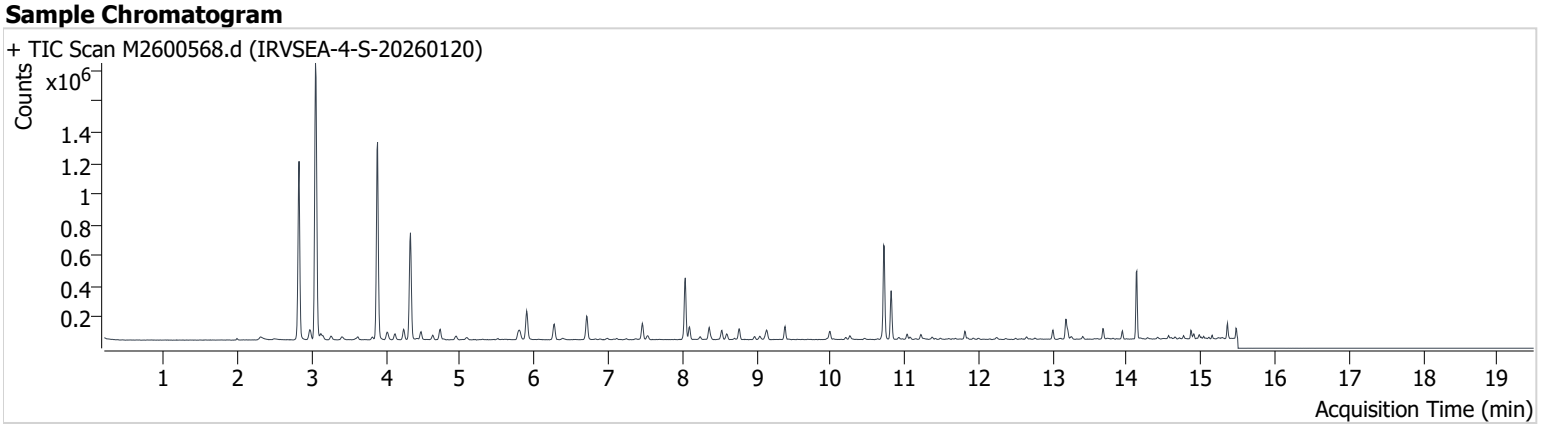

Name	ISTD	RT	ICAL RT	Resp.	Int. Flag
Benzene-d6 (IS)		8.038	8.038	363,375	
Benzene	Benzene-d6 (IS)	8.095	8.095	72,300	
Toluene-d8 (IS)		10.717	10.724	393,614	
Toluene	Toluene-d8 (IS)	10.817	10.817	202,208	
Ethylbenzene	Toluene-d8 (IS)	13.002	13.002	39,430	
m-/p-Xylenes	Toluene-d8 (IS)	13.174	13.181	99,615	
o-Xylene	Toluene-d8 (IS)	13.675	13.682	37,479	

Benzene-d6 (IS)

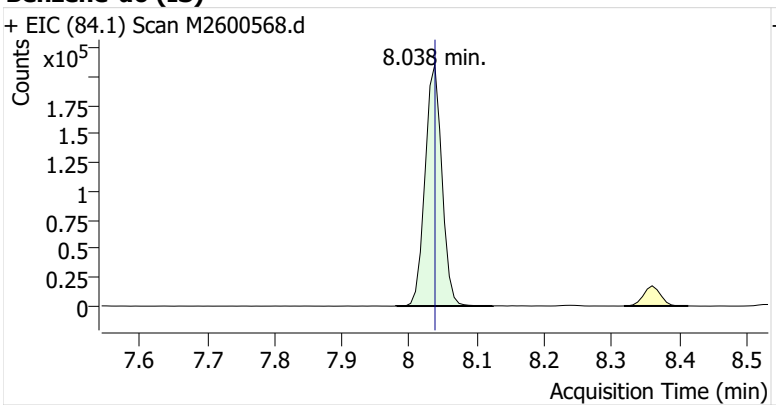

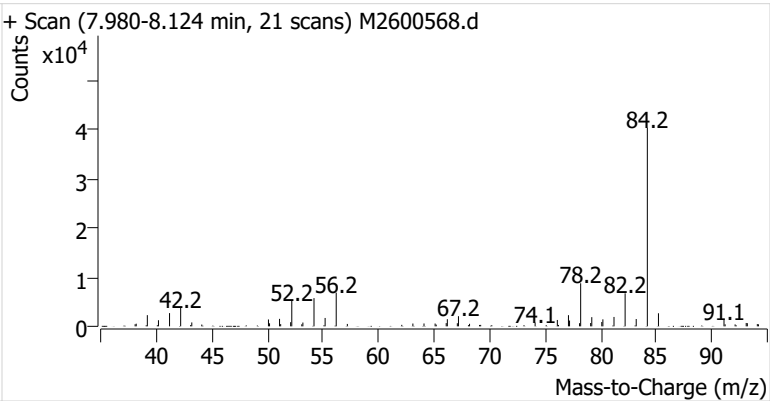

Benzene

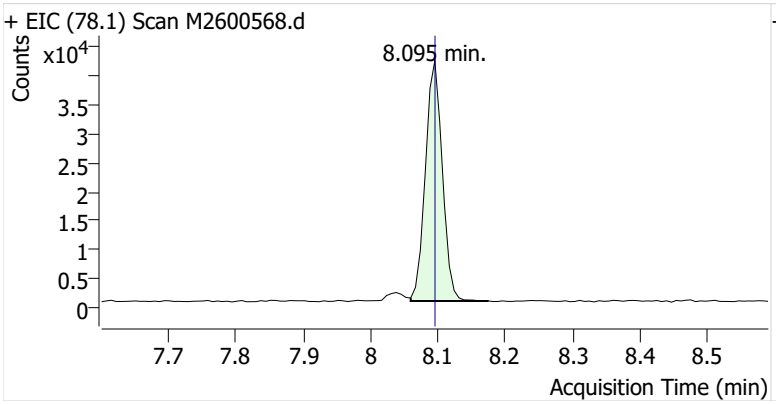

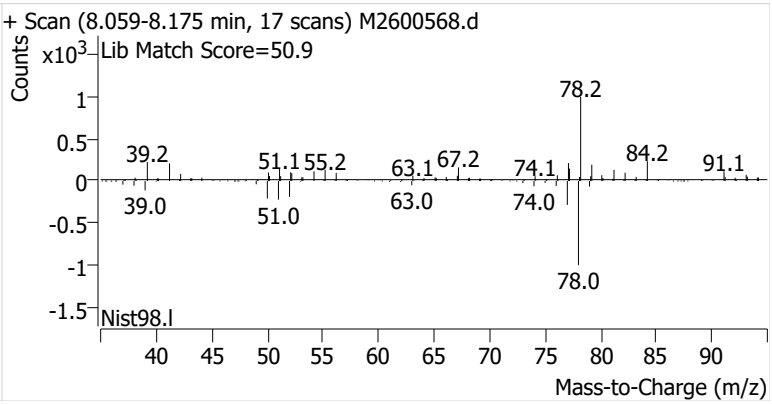

Toluene-d8 (IS)

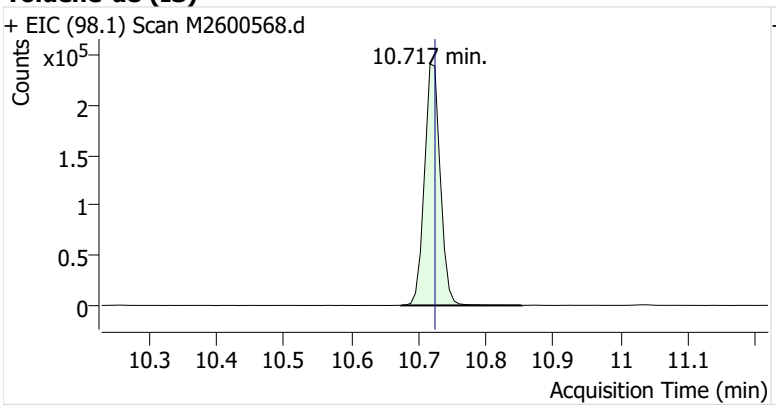

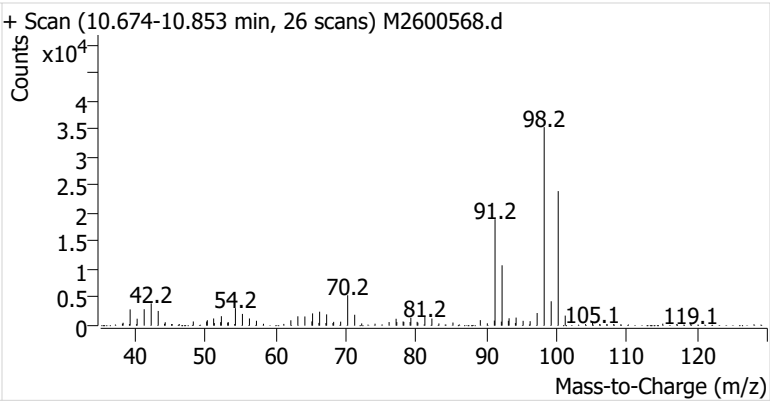

Toluene

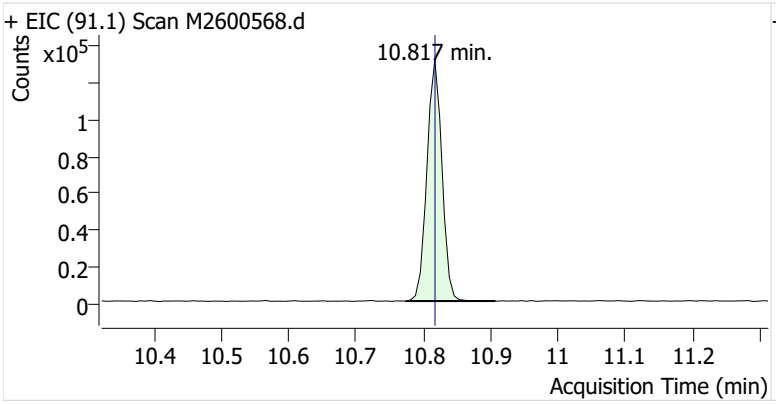

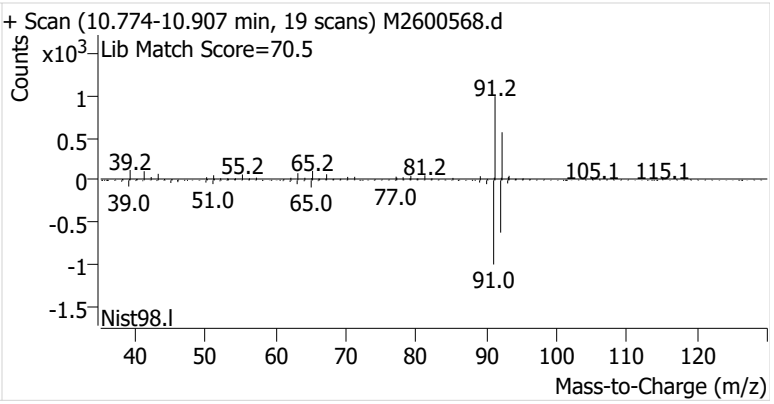

Ethylbenzene

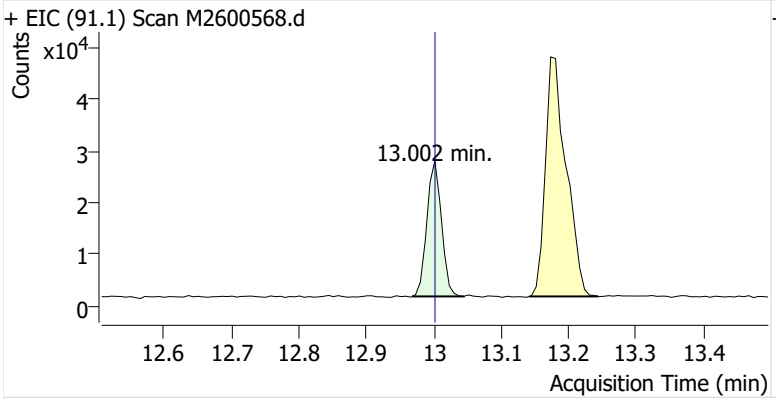

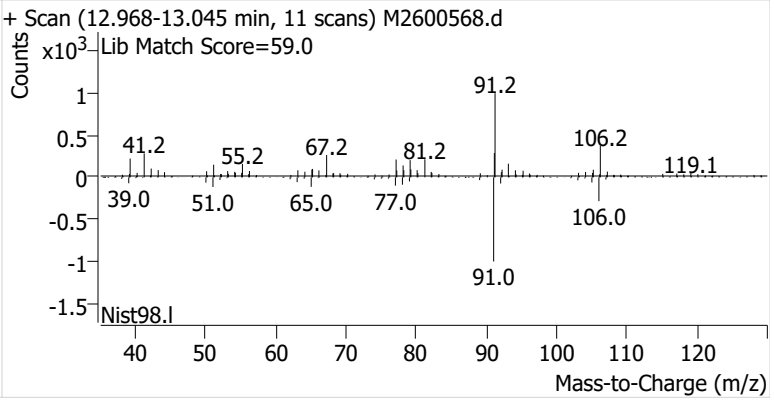

m-/p-Xylenes

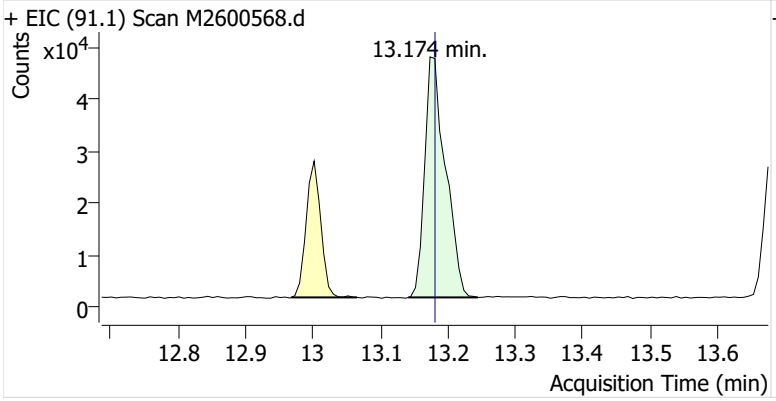

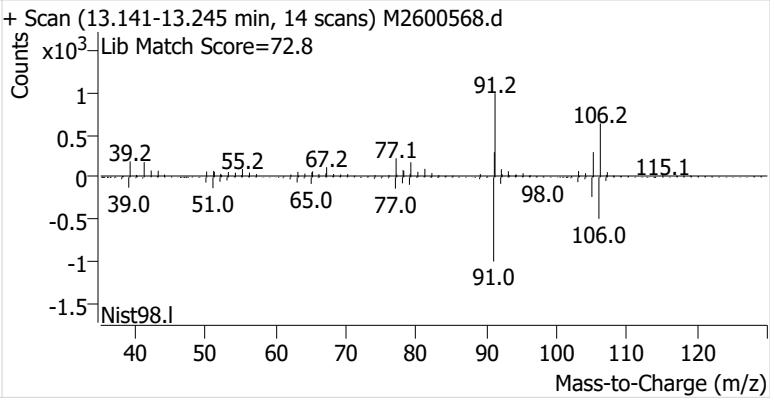

o-Xylene

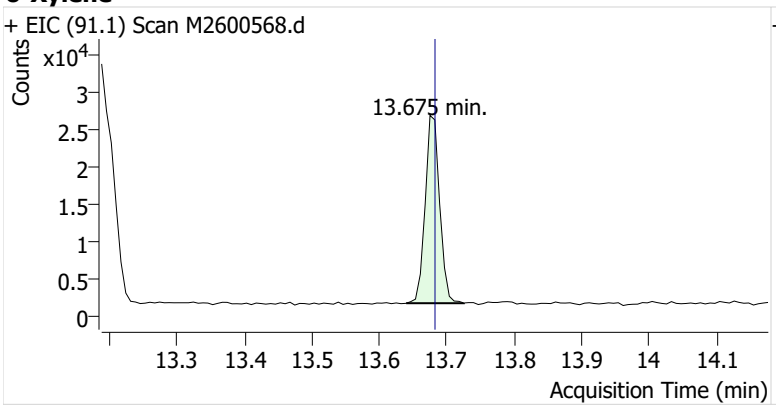
+ EIC (91.1) Scan M2600568.d
Counts
x10^4
3
2.5
2
1.5
1
0.5
0
13.675 min.
13.3
13.4
13.5
13.6
13.7
13.8
13.9
14
14.1
Acquisition Time (min)

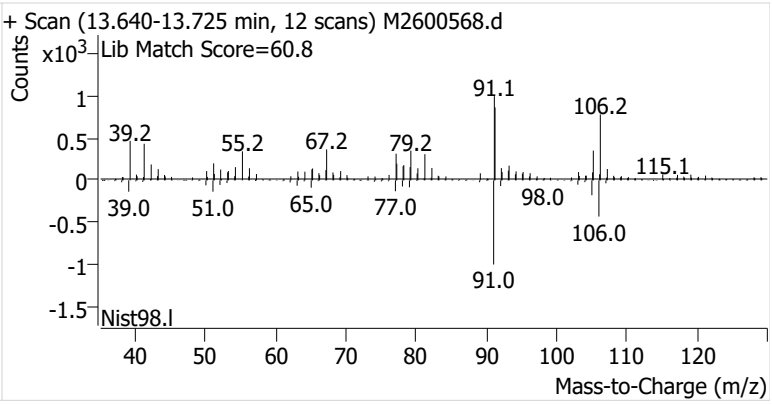
+ Scan (13.640-13.725 min, 12 scans) M2600568.d
Lib Match Score=60.8
Counts
x10^3
1
0.5
0
-0.5
-1
-1.5
91.1
106.2
39.2
55.2
67.2
79.2
115.1
98.0
39.0
51.0
65.0
77.0
106.0
91.0
Nist98.l
40
50
60
70
80
90
100
110
120
Mass-to-Charge (m/z)

Name	IRVSEA-5-S-20260120
Comment	C70147
Data File	M2600569.d
Acq. Date-Time	2/5/2026 9:06:44 PM
Acq. Method File	M325B-MTD
Tube Sorbent	Carbopack X
Analyze Quant Version	12.1
Report Quant Version	12.1

Sample Chromatogram

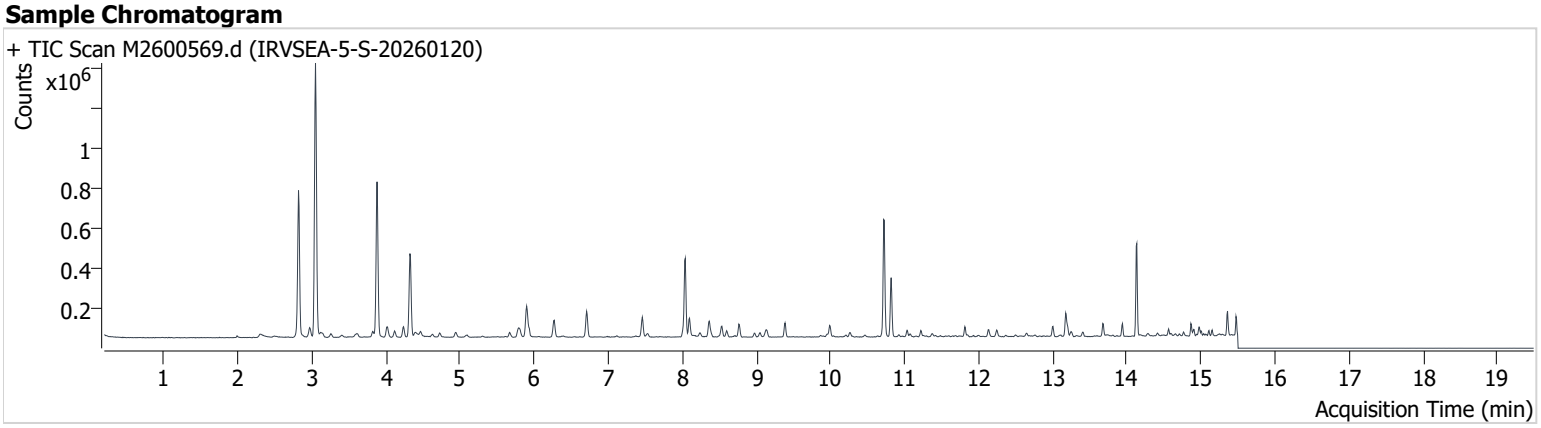

Name	ISTD	RT	ICAL RT	Resp.	Int. Flag
Benzene-d6 (IS)		8.038	8.038	363,664	
Benzene	Benzene-d6 (IS)	8.095	8.095	71,083	
Toluene-d8 (IS)		10.717	10.724	388,060	
Toluene	Toluene-d8 (IS)	10.817	10.817	192,989	
Ethylbenzene	Toluene-d8 (IS)	13.002	13.002	34,348	
m-/p-Xylenes	Toluene-d8 (IS)	13.174	13.181	87,131	
o-Xylene	Toluene-d8 (IS)	13.675	13.682	35,201	

Benzene-d6 (IS)

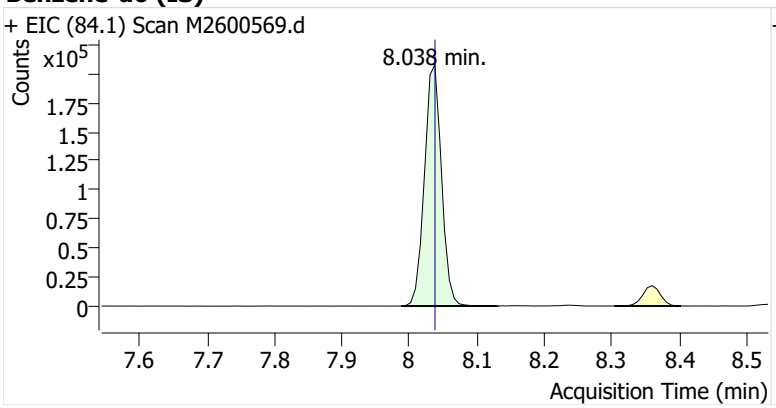

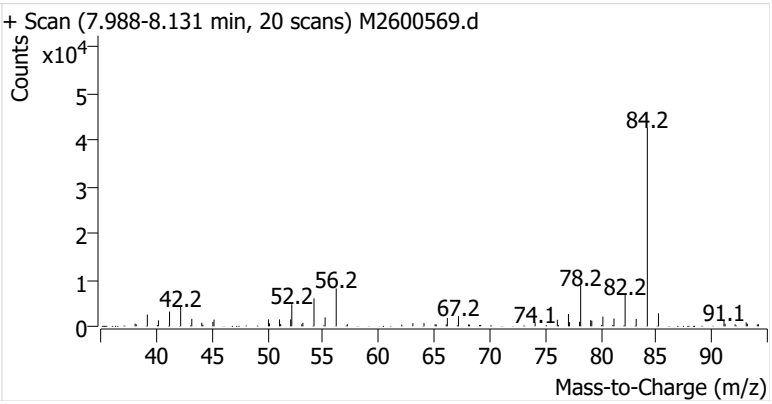

Benzene

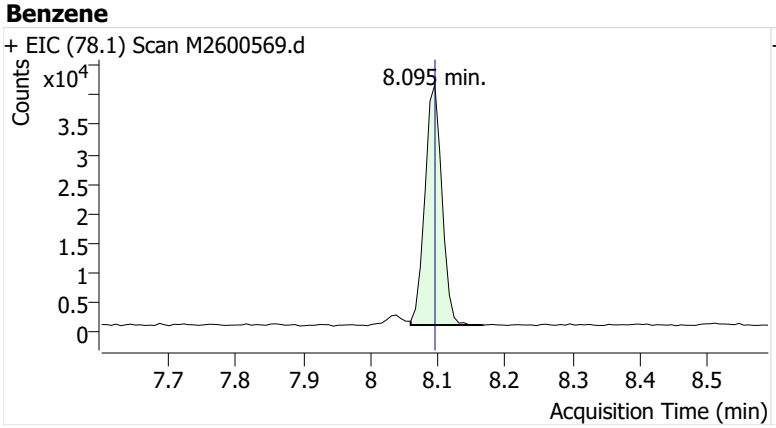

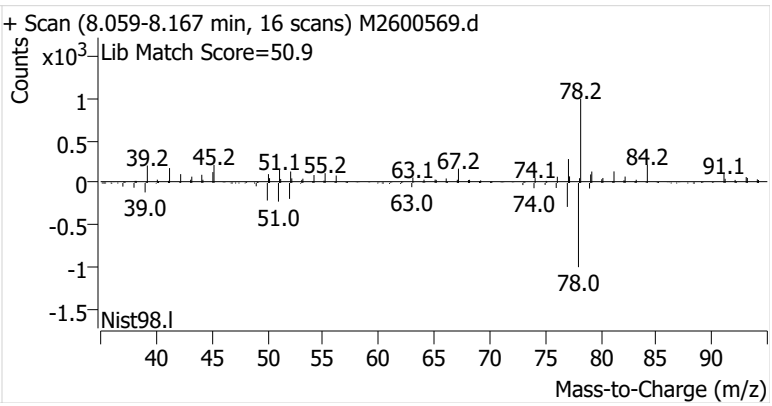

Toluene-d8 (IS)

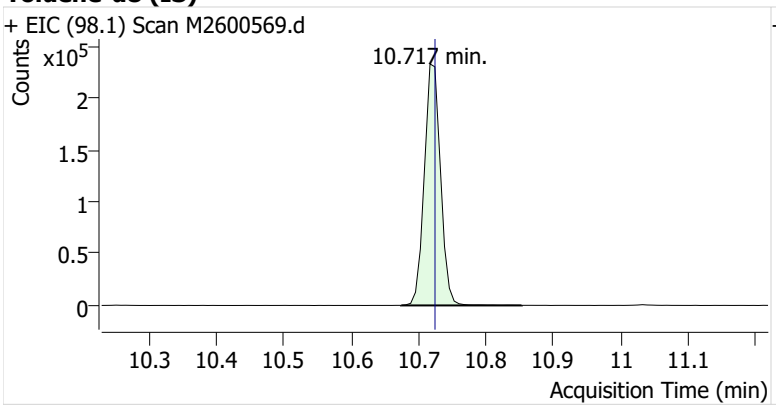

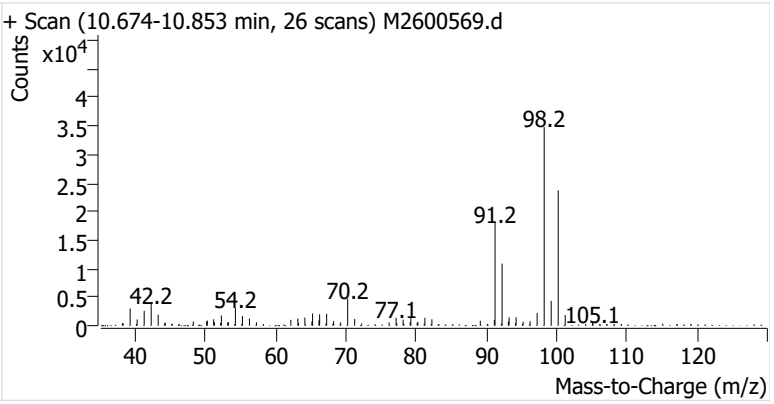

Toluene

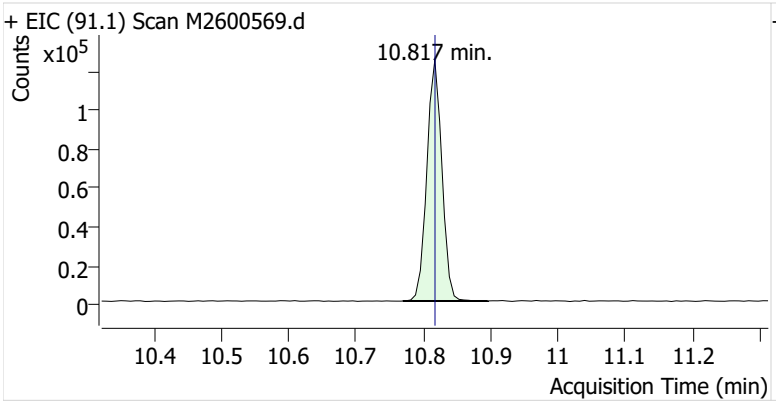

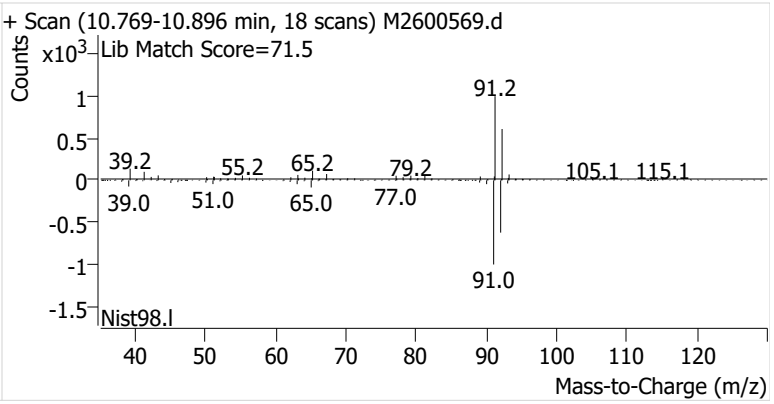

Ethylbenzene

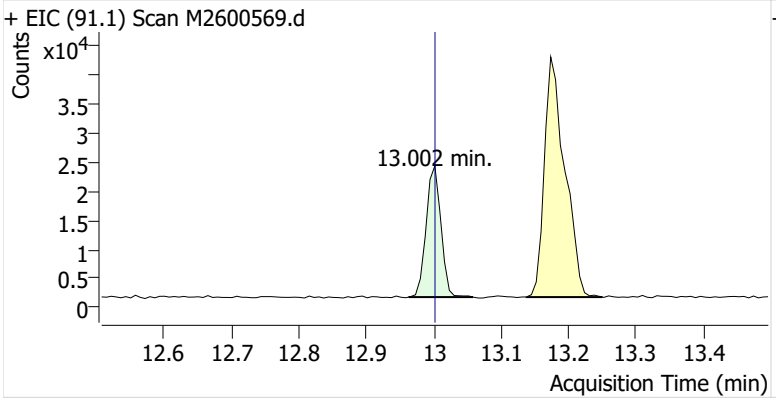

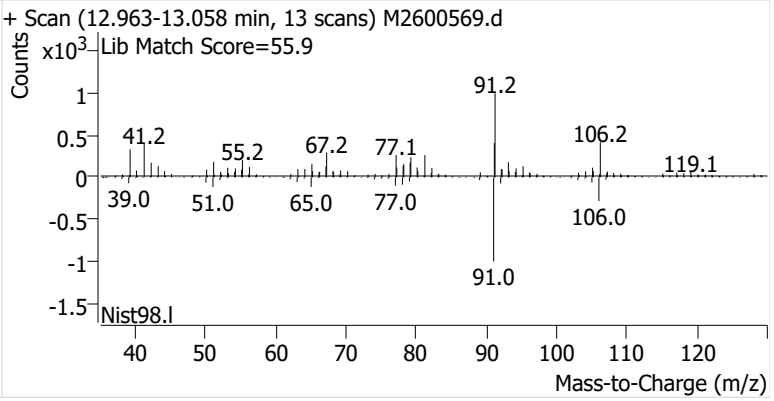

m-/p-Xylenes

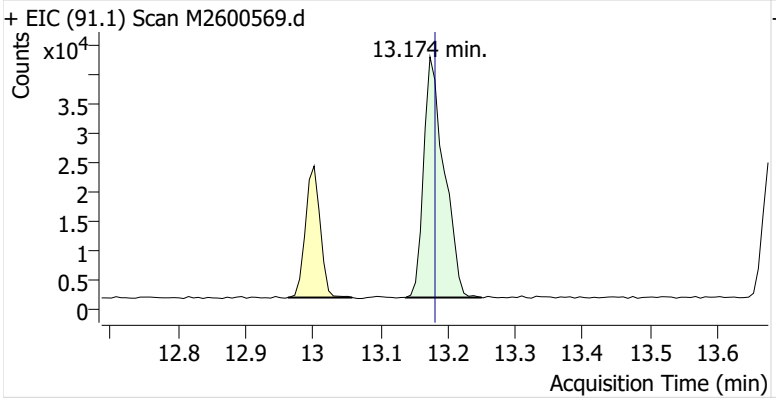

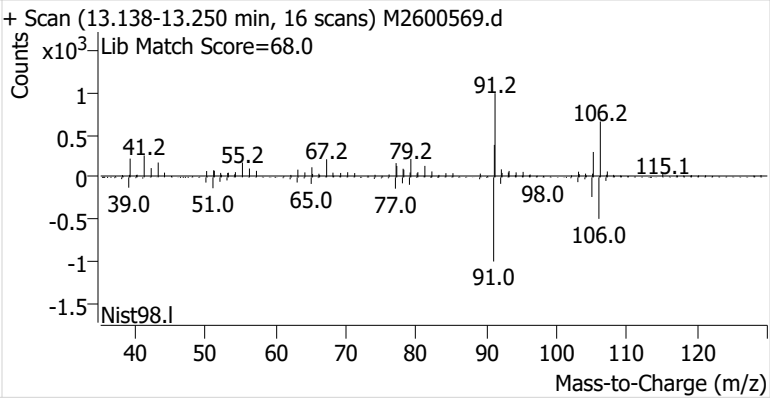

o-Xylene

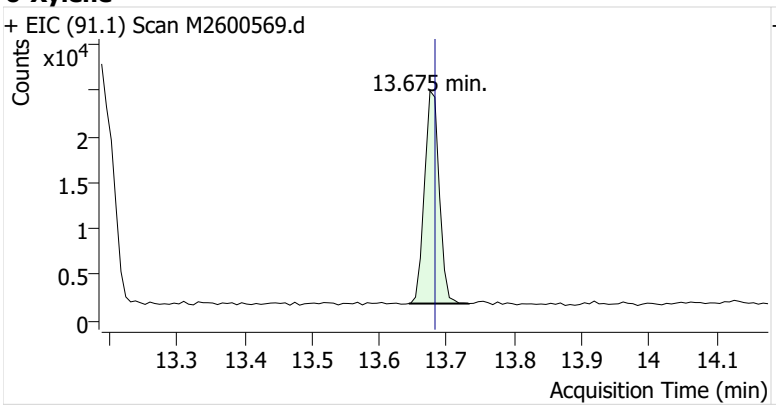
+ EIC (91.1) Scan M2600569.d
Counts
x10^4
13.675 min.
2
1.5
1
0.5
0
13.3
13.4
13.5
13.6
13.7
13.8
13.9
14
14.1
Acquisition Time (min)

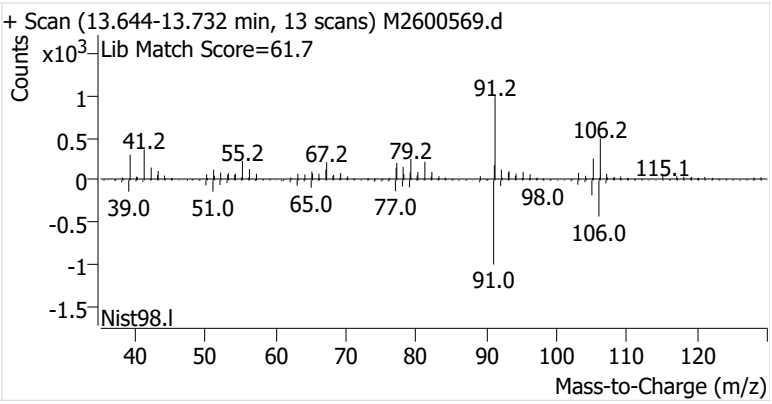
+ Scan (13.644-13.732 min, 13 scans) M2600569.d
Counts
x10^3
Lib Match Score=61.7
91.2
41.2
55.2
67.2
79.2
106.2
115.1
98.0
39.0
51.0
65.0
77.0
106.0
91.0
1
0.5
0
-0.5
-1
-1.5
Nist98.l
40
50
60
70
80
90
100
110
120
Mass-to-Charge (m/z)

Name	IRVSEA-6-S-20260120
Comment	C71469
Data File	M2600570.d
Acq. Date-Time	2/5/2026 9:33:03 PM
Acq. Method File	M325B-MTD
Tube Sorbent	Carbopack X
Analyze Quant Version	12.1
Report Quant Version	12.1

Sample Chromatogram

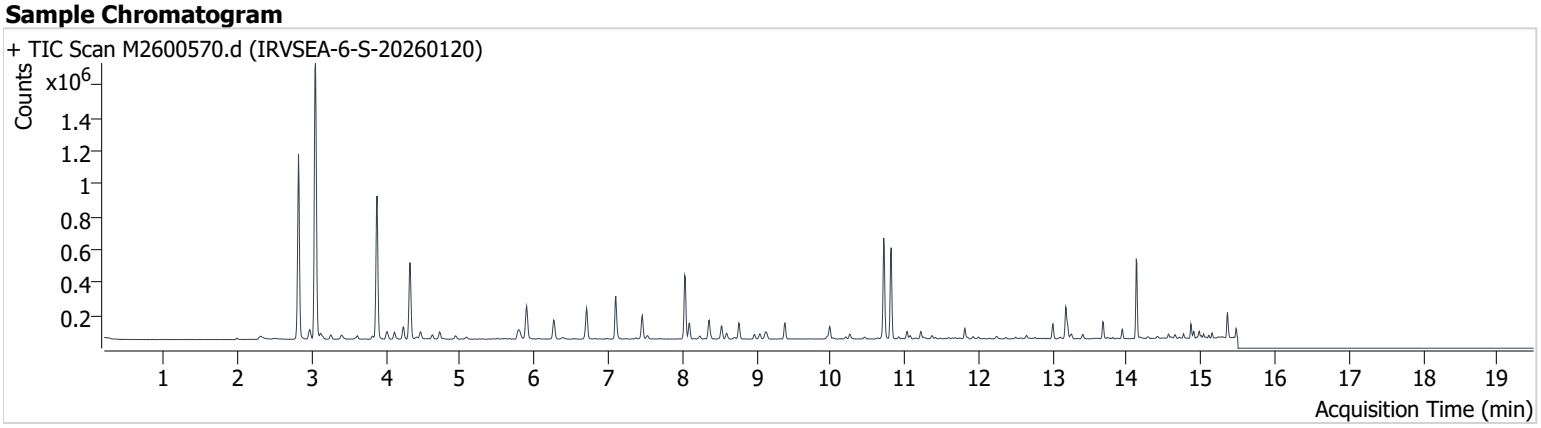

Name	ISTD	RT	ICAL RT	Resp.	Int. Flag
Benzene-d6 (IS)		8.031	8.038	360,785	
Benzene	Benzene-d6 (IS)	8.095	8.095	84,990	
Toluene-d8 (IS)		10.717	10.724	384,997	
Toluene	Toluene-d8 (IS)	10.817	10.817	370,248	
Ethylbenzene	Toluene-d8 (IS)	13.002	13.002	59,778	
m-/p-Xylenes	Toluene-d8 (IS)	13.174	13.181	145,406	
o-Xylene	Toluene-d8 (IS)	13.676	13.682	56,898	

Benzene-d6 (IS)

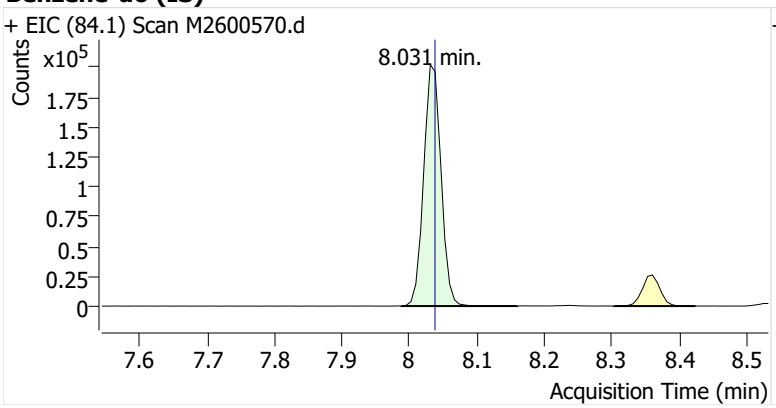

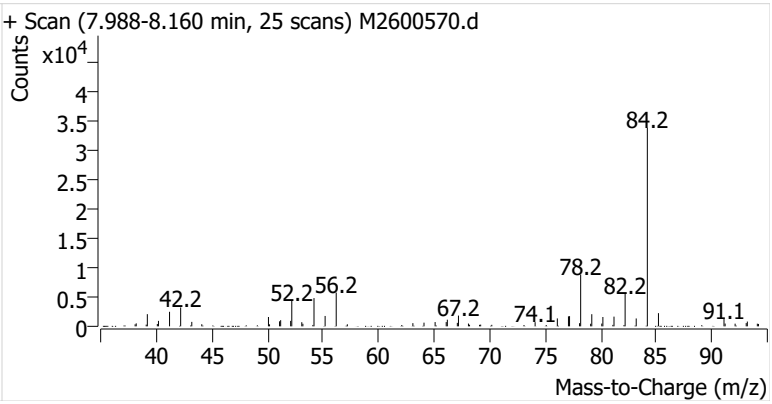

Benzene

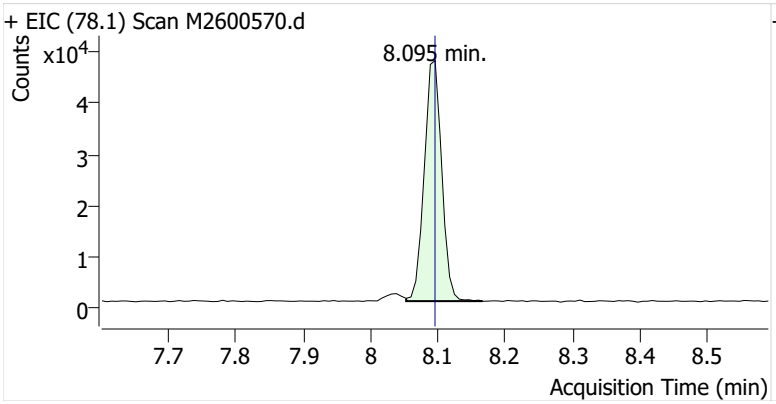

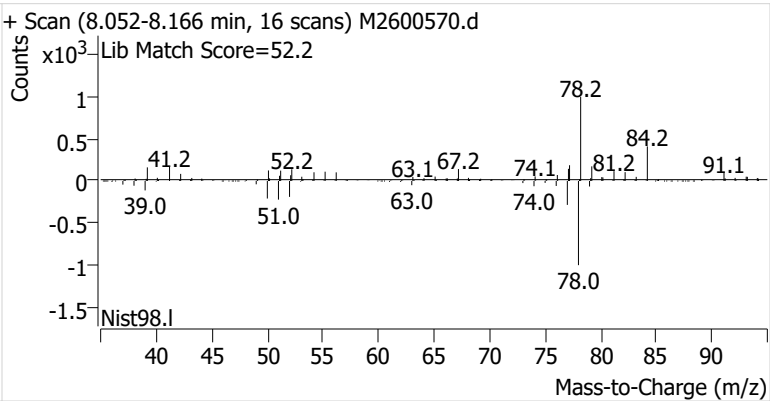

Toluene-d8 (IS)

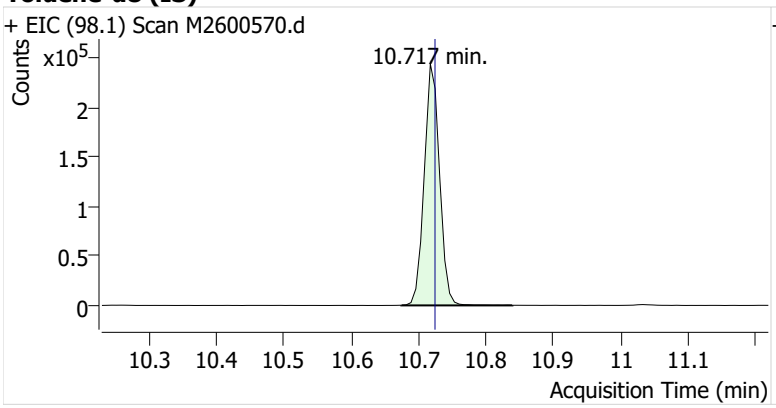

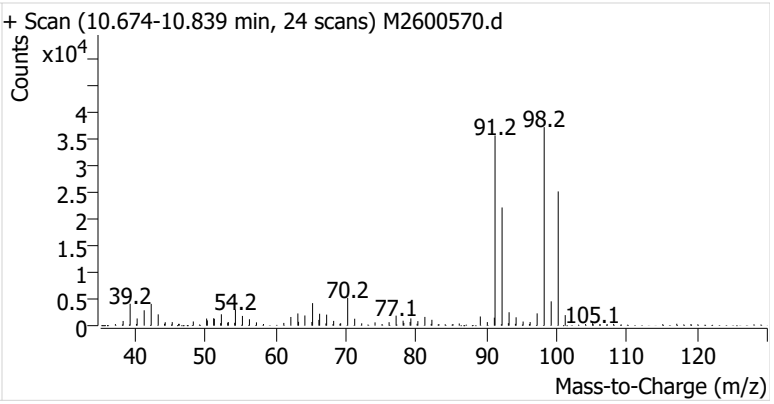

Toluene

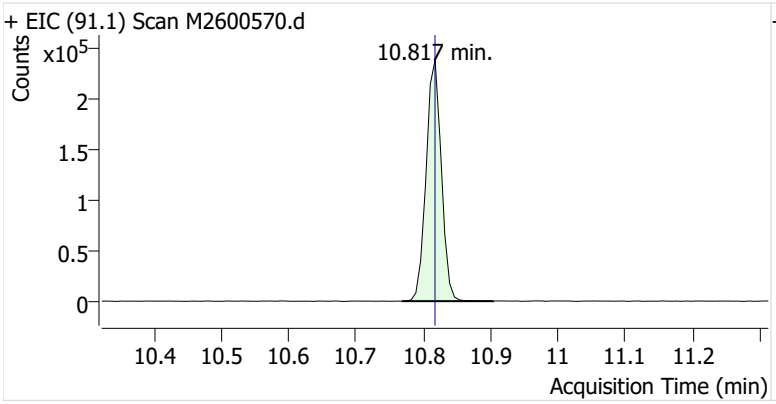

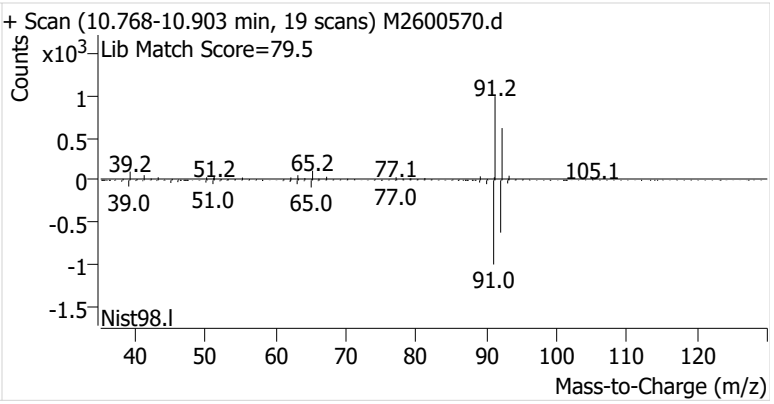

Ethylbenzene

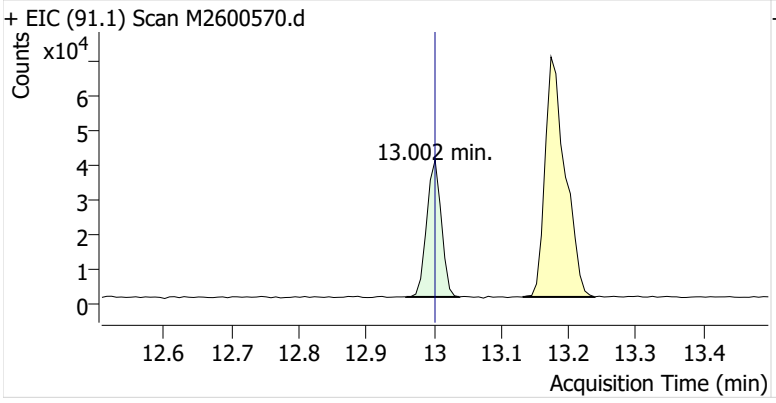

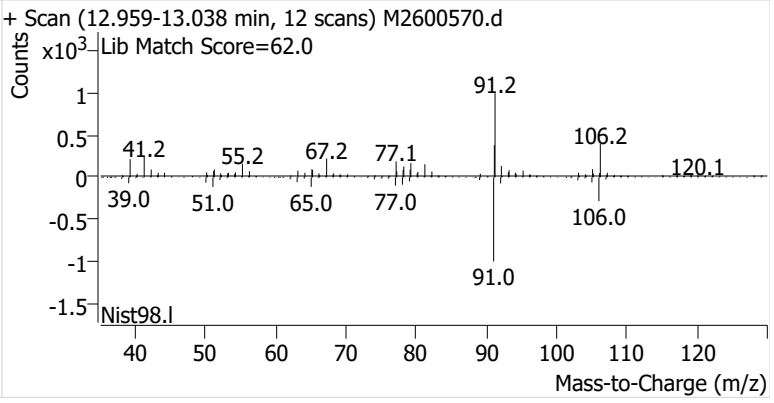

m-/p-Xylenes

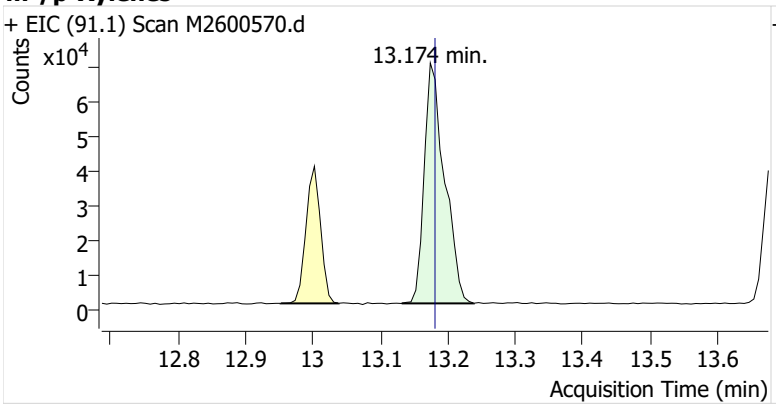

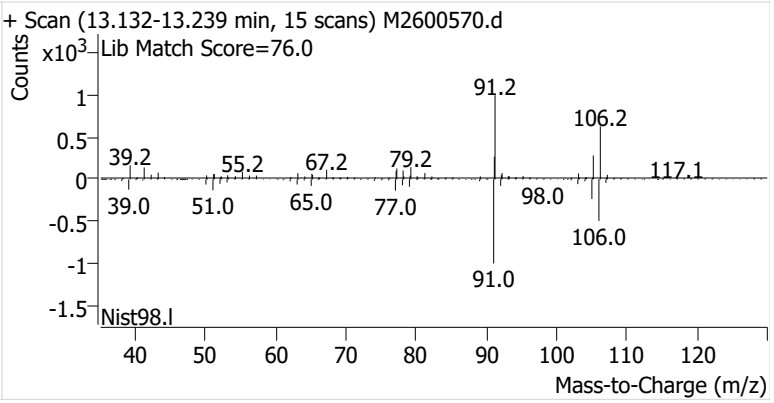

o-Xylene

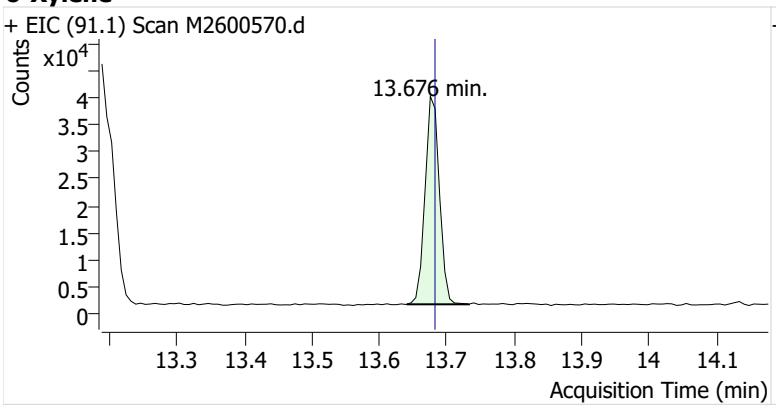
+ EIC (91.1) Scan M2600570.d
Counts
x10^4
13.676 min.
Acquisition Time (min)

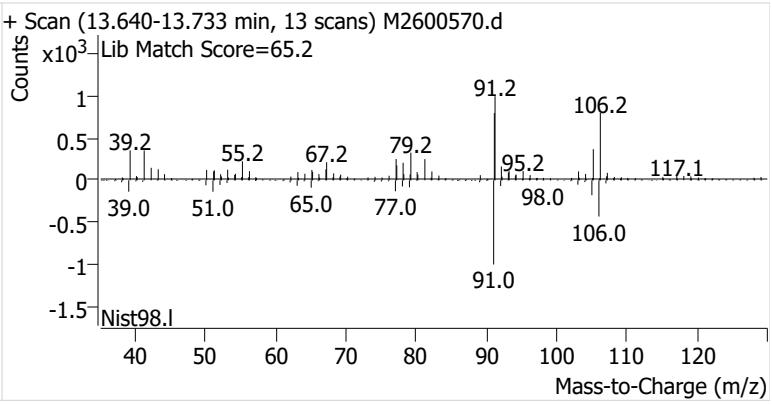
+ Scan (13.640-13.733 min, 13 scans) M2600570.d
Counts
x10^3
Lib Match Score=65.2
91.2
106.2
39.2
55.2
67.2
79.2
95.2
117.1
39.0
51.0
65.0
77.0
98.0
106.0
91.0
Nist98.l
Mass-to-Charge (m/z)

Name	IRVSEA-7-S-20260120
Comment	C38540
Data File	M2600571.d
Acq. Date-Time	2/5/2026 9:58:29 PM
Acq. Method File	M325B-MTD
Tube Sorbent	Carbopack X
Analyze Quant Version	12.1
Report Quant Version	12.1

Sample Chromatogram

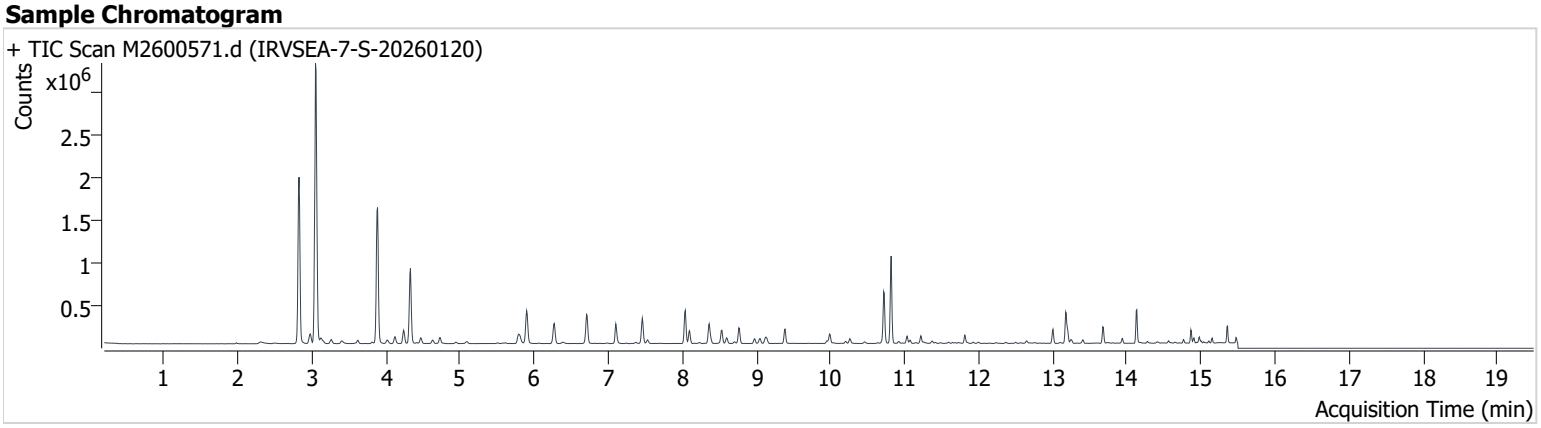

Name	ISTD	RT	ICAL RT	Resp.	Int. Flag
Benzene-d6 (IS)		8.038	8.038	357,249	
Benzene	Benzene-d6 (IS)	8.095	8.095	128,311	
Toluene-d8 (IS)		10.717	10.724	387,104	
Toluene	Toluene-d8 (IS)	10.817	10.817	650,748	
Ethylbenzene	Toluene-d8 (IS)	13.002	13.002	107,327	
m-/p-Xylenes	Toluene-d8 (IS)	13.174	13.181	272,027	
o-Xylene	Toluene-d8 (IS)	13.675	13.682	106,712	

Benzene-d6 (IS)

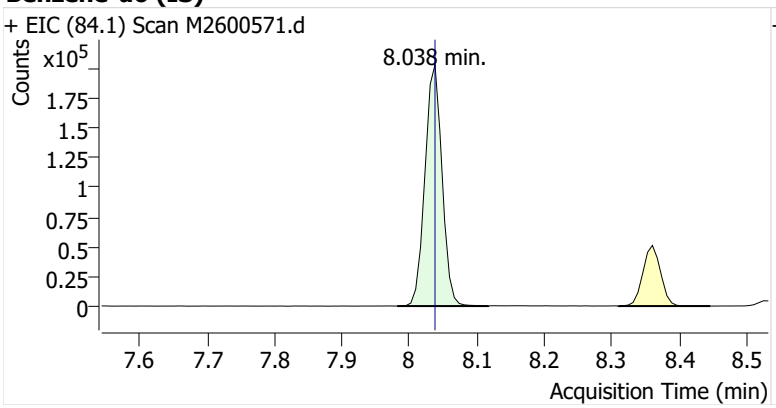

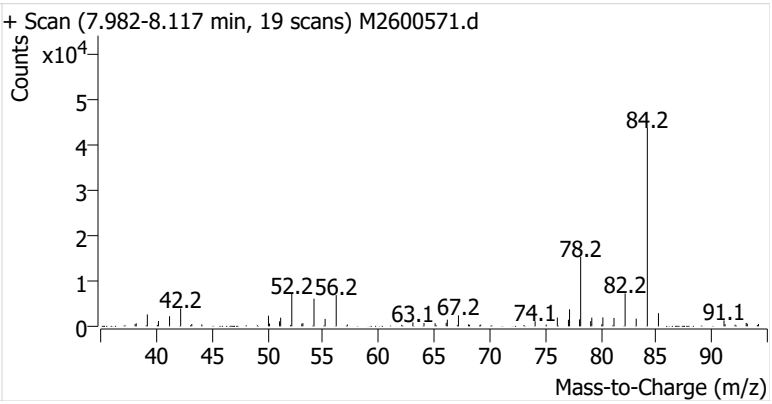

Benzene

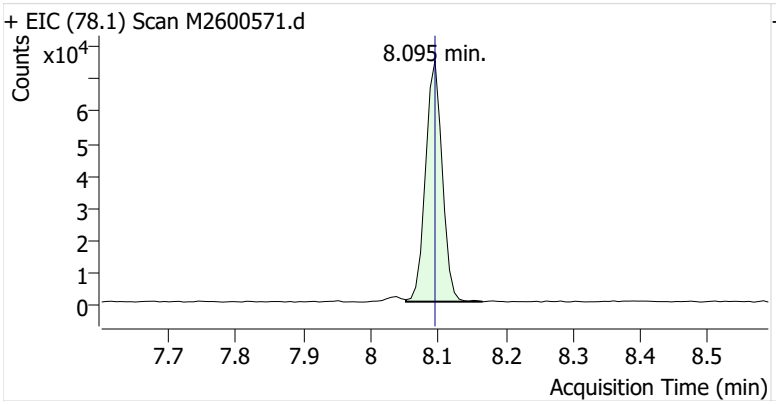

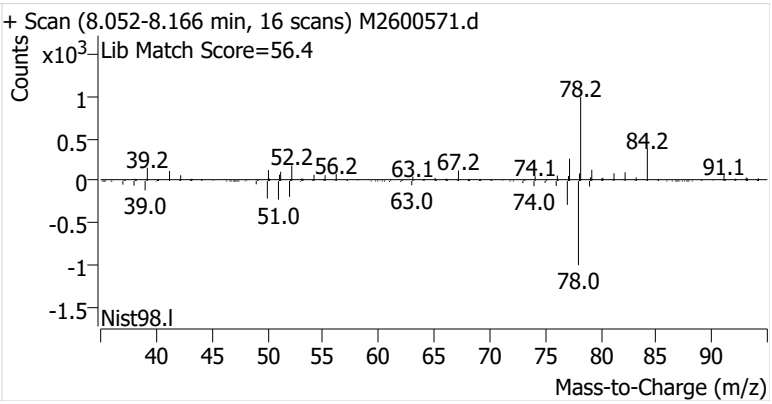

Toluene-d8 (IS)

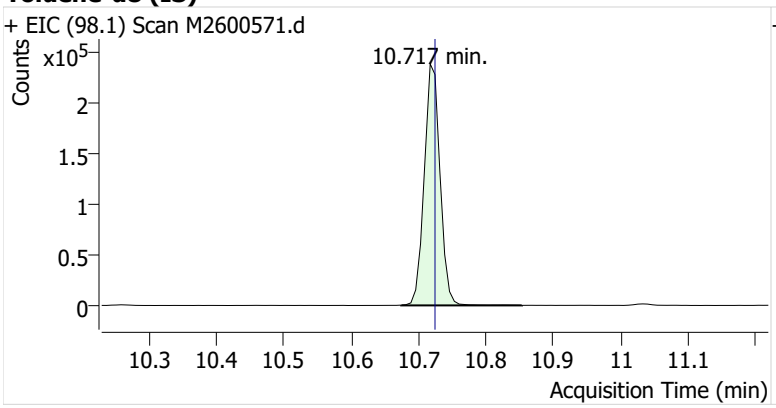

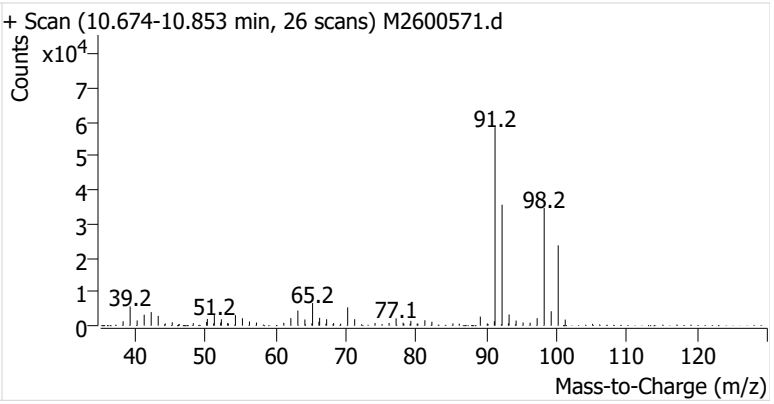

Toluene

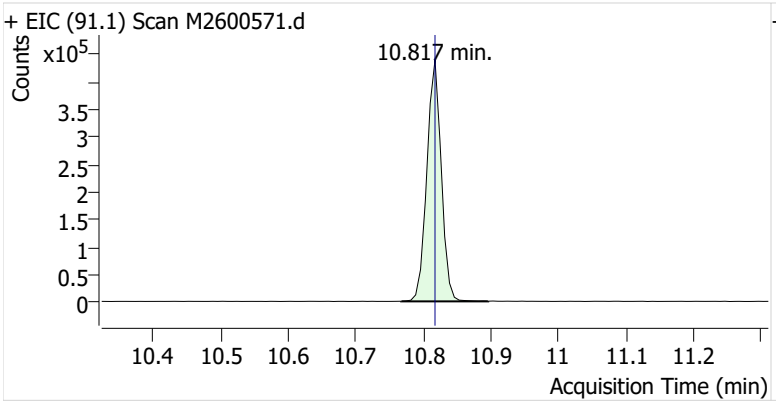

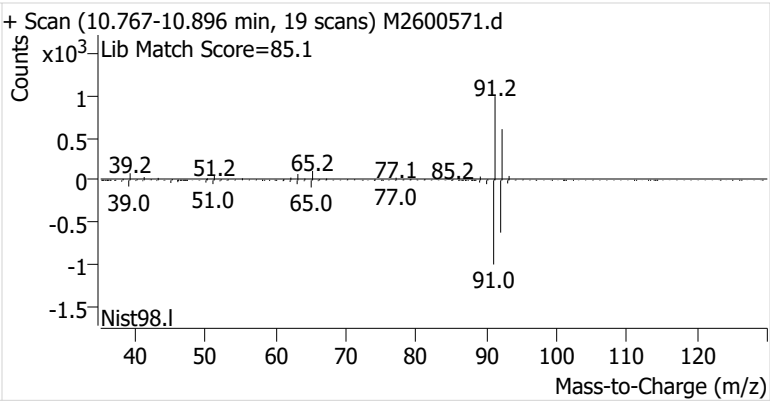

Ethylbenzene

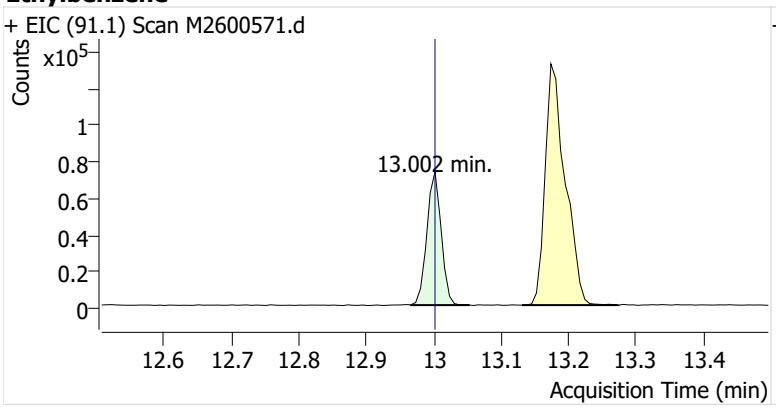

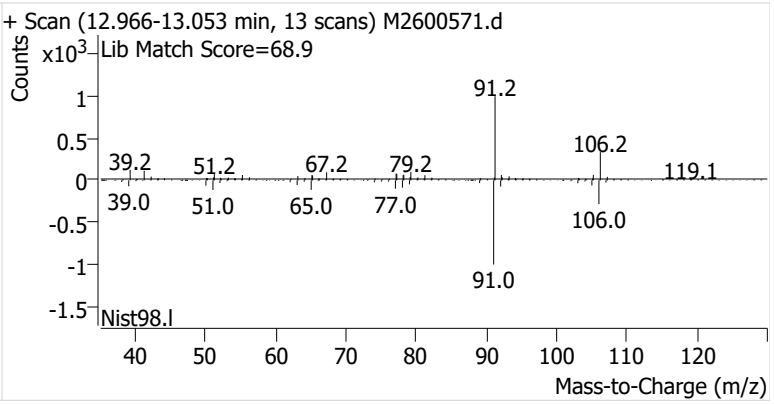

m-/p-Xylenes

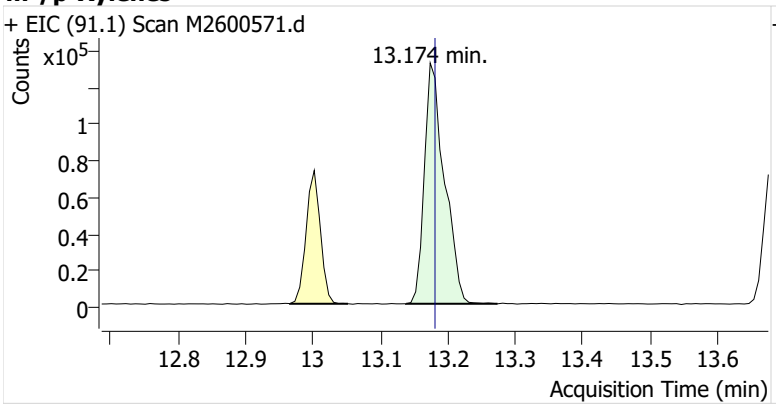

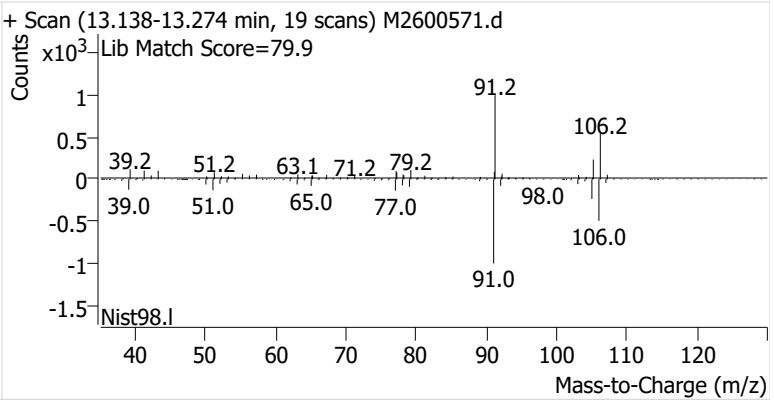

o-Xylene

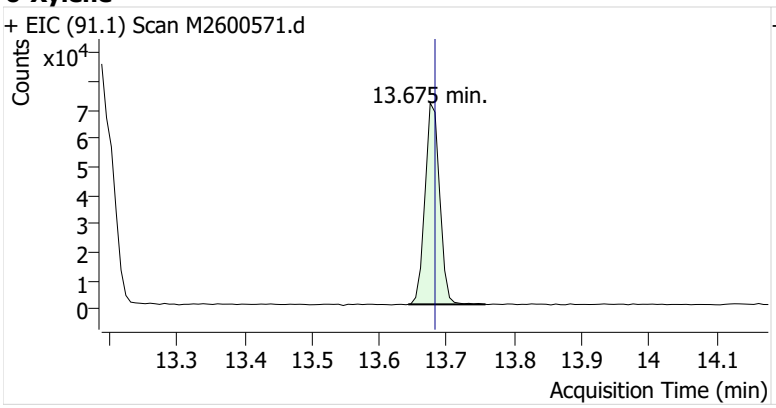
+ EIC (91.1) Scan M2600571.d
Counts
x10^4
13.675 min.
13.3
13.4
13.5
13.6
13.7
13.8
13.9
14
14.1
Acquisition Time (min)

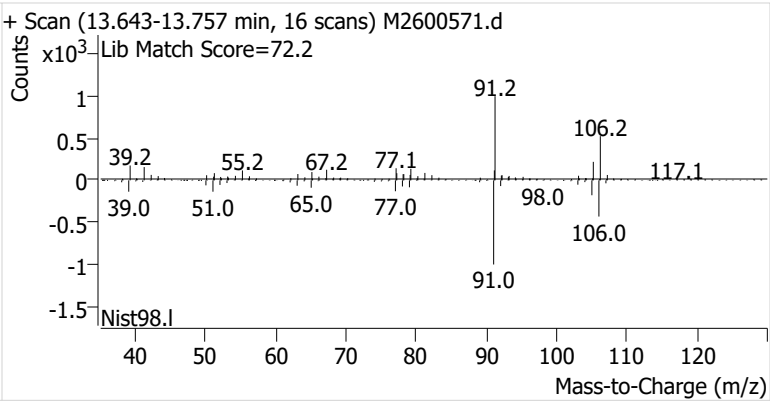
+ Scan (13.643-13.757 min, 16 scans) M2600571.d
Lib Match Score=72.2
Counts
x10^3
91.2
106.2
39.2
55.2
67.2
77.1
117.1
98.0
39.0
51.0
65.0
77.0
106.0
91.0
Nist98.l
Mass-to-Charge (m/z)

Name	IRVSEA-8-S-20260120
Comment	C70129
Data File	M2600572.d
Acq. Date-Time	2/5/2026 10:23:56 PM
Acq. Method File	M325B-MTD
Tube Sorbent	Carbopack X
Analyze Quant Version	12.1
Report Quant Version	12.1

Sample Chromatogram

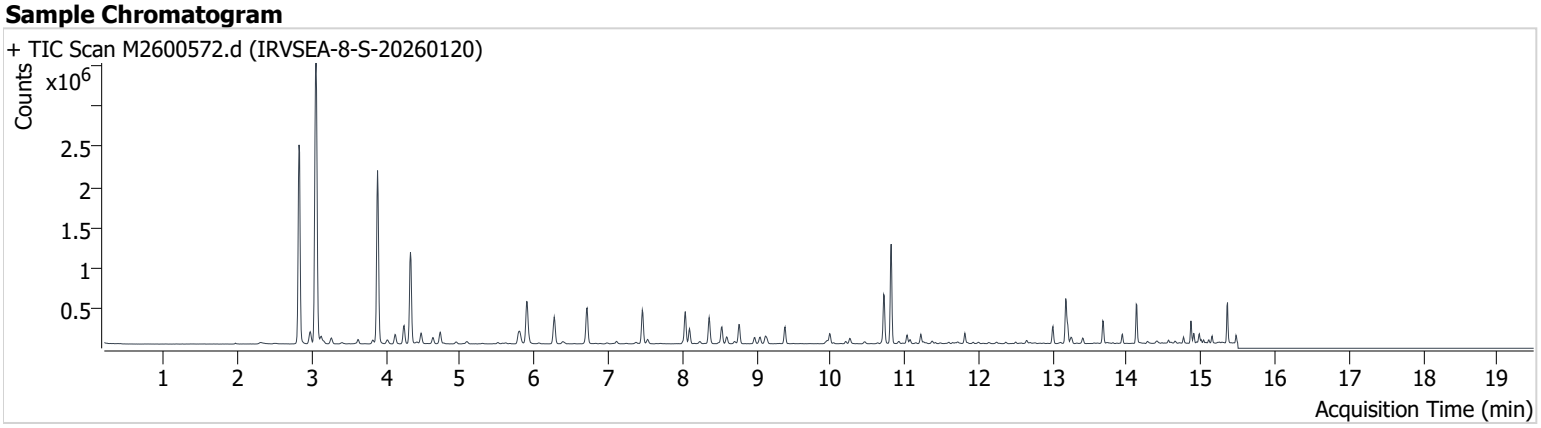

Name	ISTD	RT	ICAL RT	Resp.	Int. Flag
Benzene-d6 (IS)		8.038	8.038	359,855	
Benzene	Benzene-d6 (IS)	8.095	8.095	159,671	
Toluene-d8 (IS)		10.717	10.724	393,734	
Toluene	Toluene-d8 (IS)	10.817	10.817	807,103	
Ethylbenzene	Toluene-d8 (IS)	13.002	13.002	140,480	
m-/p-Xylenes	Toluene-d8 (IS)	13.174	13.181	409,723	
o-Xylene	Toluene-d8 (IS)	13.675	13.682	154,531	

Benzene-d6 (IS)

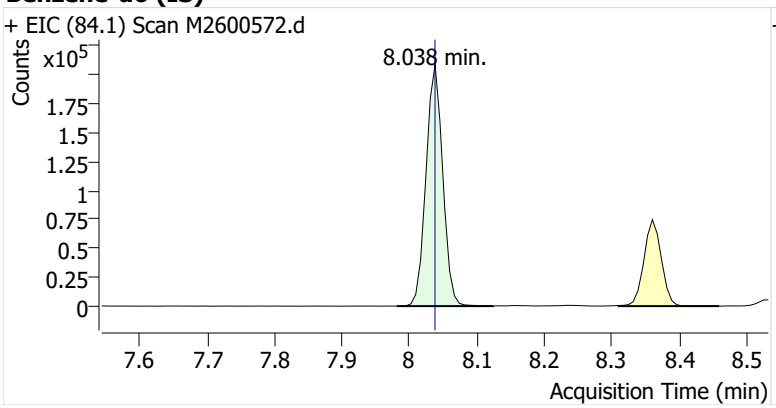

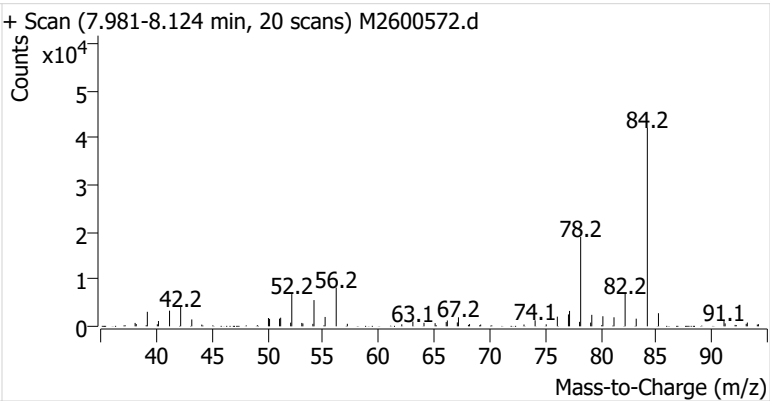

Benzene

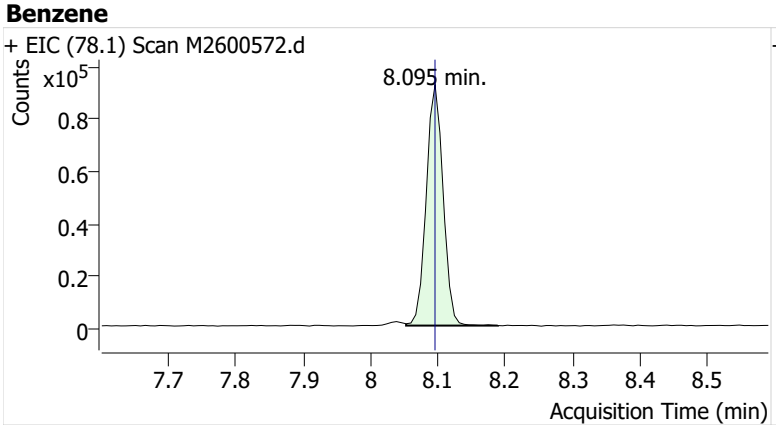

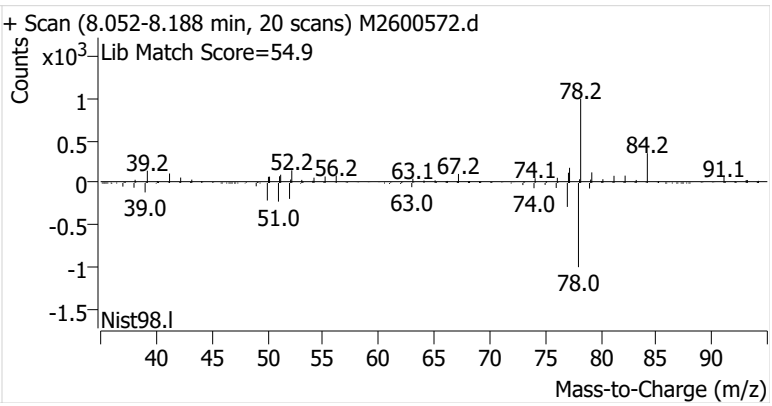

Toluene-d8 (IS)

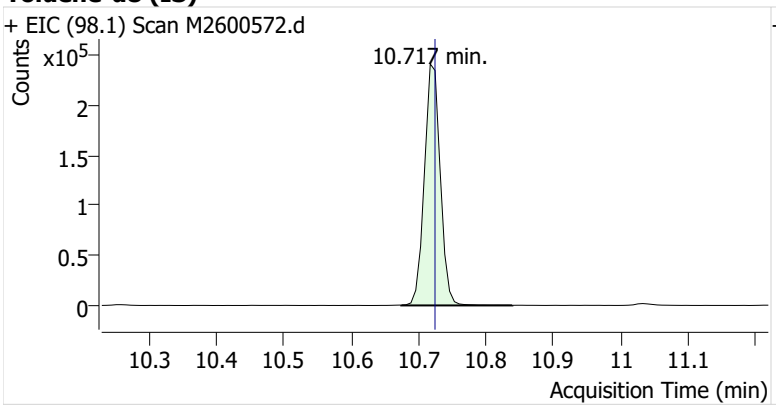

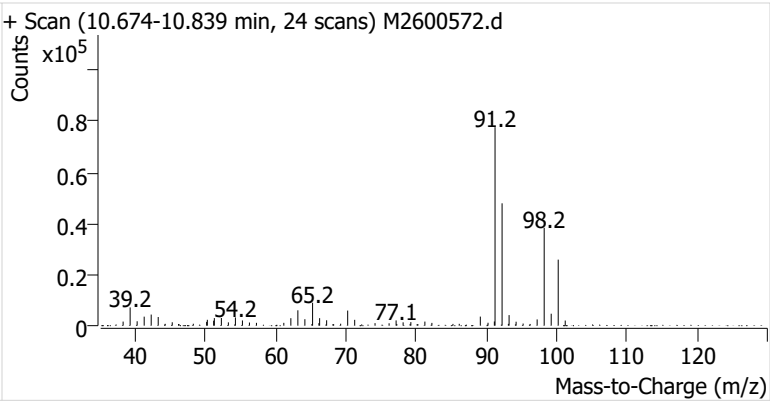

Toluene

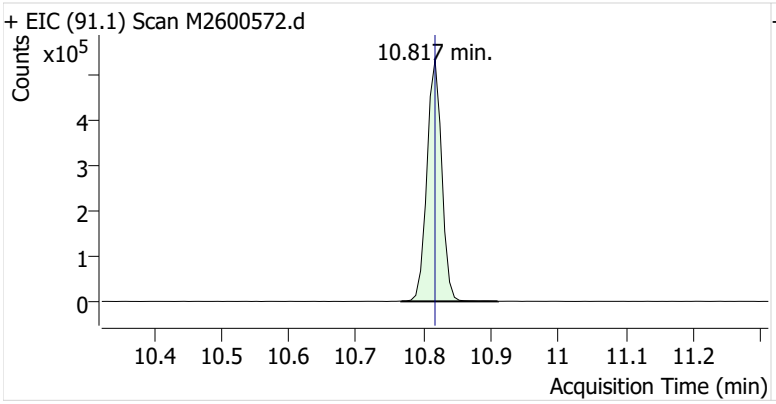

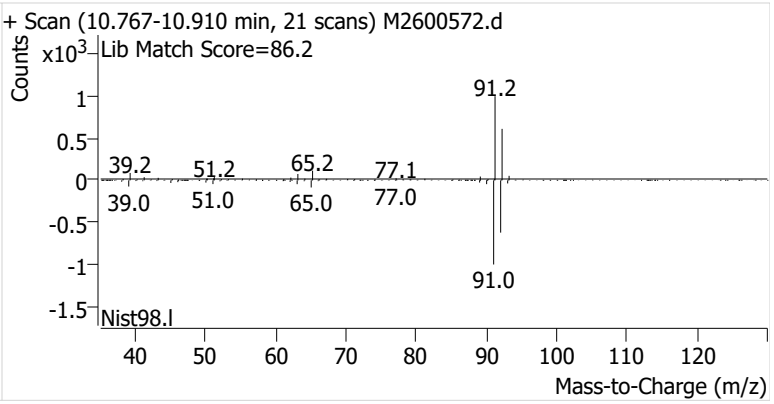

Ethylbenzene

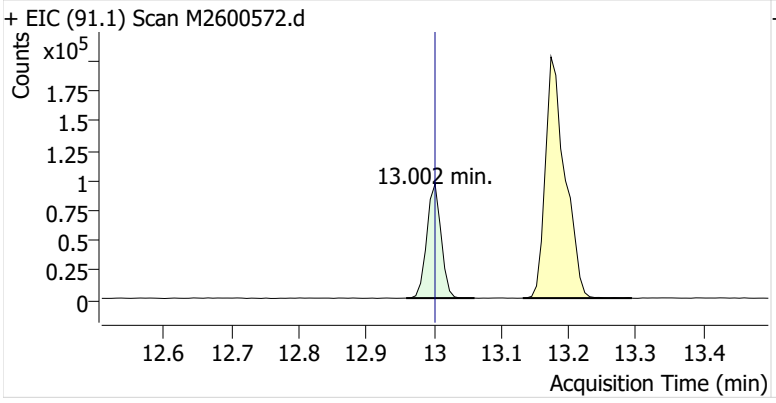

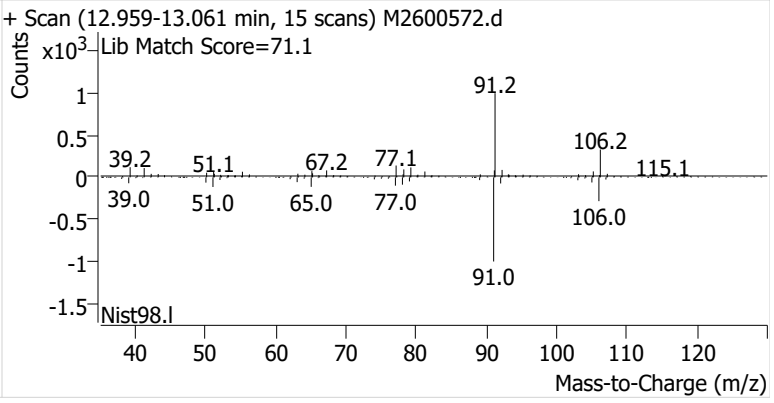

m-/p-Xylenes

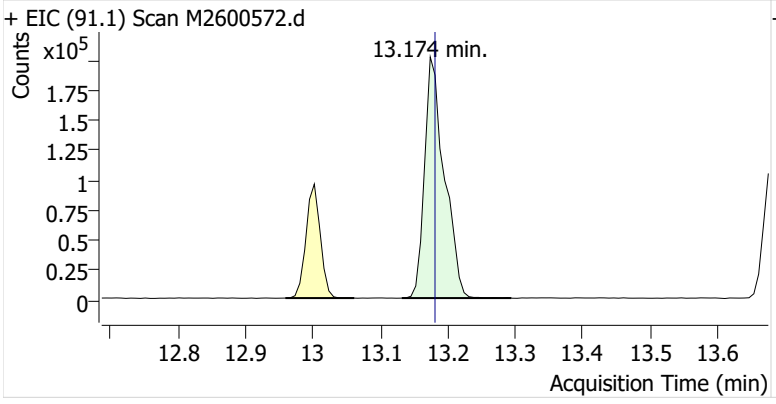

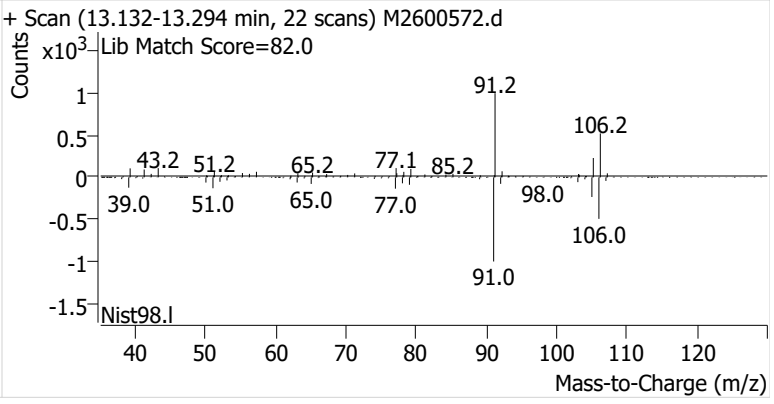

o-Xylene

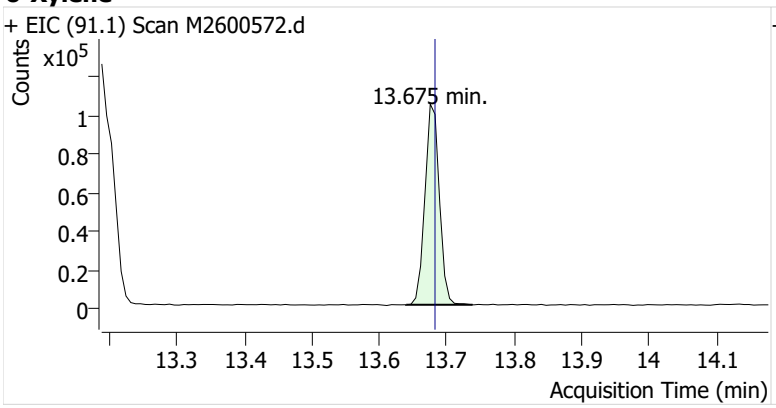
+ EIC (91.1) Scan M2600572.d
Counts
x10^5
13.675 min.
1
0.8
0.6
0.4
0.2
0
13.3
13.4
13.5
13.6
13.7
13.8
13.9
14
14.1
Acquisition Time (min)

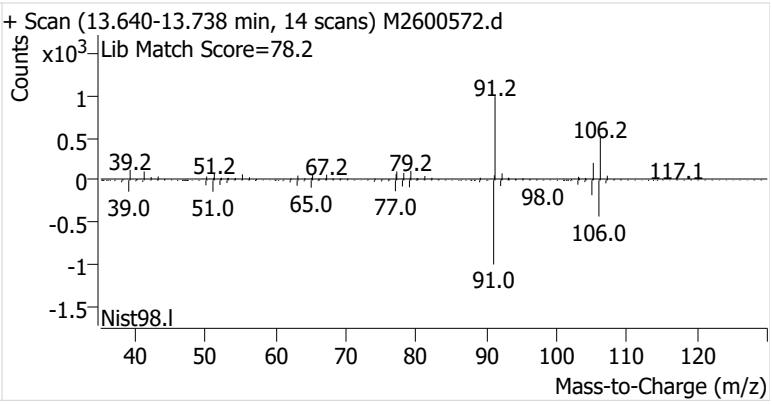
+ Scan (13.640-13.738 min, 14 scans) M2600572.d
Lib Match Score=78.2
Counts
x10^3
1
0.5
0
-0.5
-1
-1.5
91.2
106.2
39.2
51.2
67.2
79.2
117.1
98.0
39.0
51.0
65.0
77.0
106.0
91.0
Nist98.l
40
50
60
70
80
90
100
110
120
Mass-to-Charge (m/z)

Name	IRVSEA-8-B-20260120
Comment	B44200
Data File	M2600573.d
Acq. Date-Time	2/5/2026 10:49:22 PM
Acq. Method File	M325B-MTD
Tube Sorbent	Carbopack X
Analyze Quant Version	12.1
Report Quant Version	12.1

Sample Chromatogram

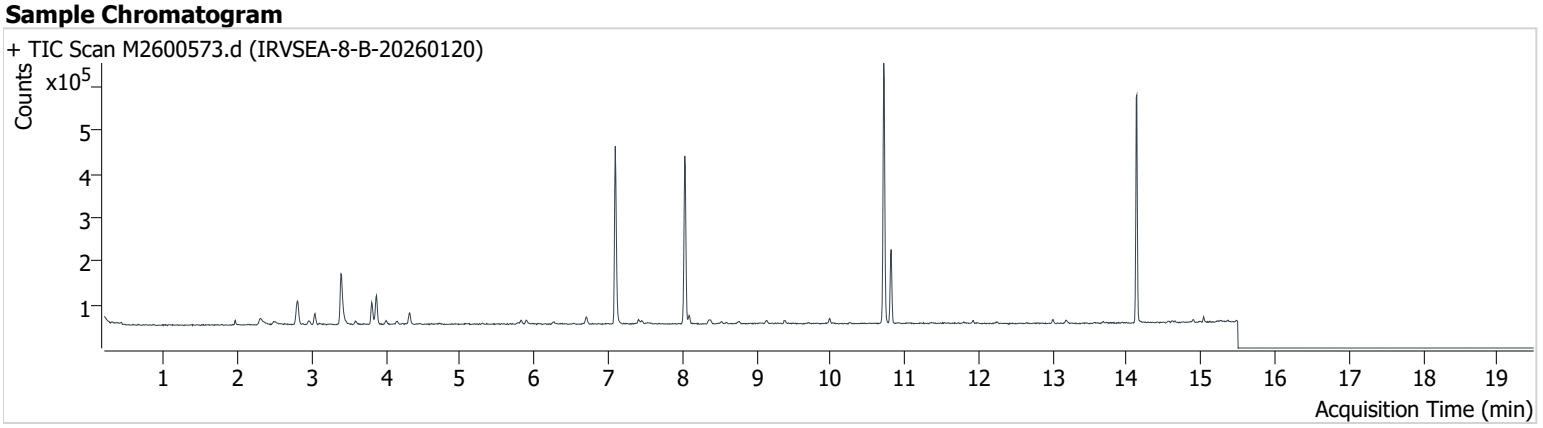

Name	ISTD	RT	ICAL RT	Resp.	Int. Flag
Benzene-d6 (IS)		8.031	8.038	355,121	
Benzene	Benzene-d6 (IS)	8.088	8.095	16,332	
Toluene-d8 (IS)		10.717	10.724	384,725	
Toluene	Toluene-d8 (IS)	10.817	10.817	114,912	
Ethylbenzene	Toluene-d8 (IS)	13.002	13.002	5,834	
m-/p-Xylenes	Toluene-d8 (IS)	13.174	13.181	4,867	
o-Xylene	Toluene-d8 (IS)	13.683	13.682	1,676	

Benzene-d6 (IS)

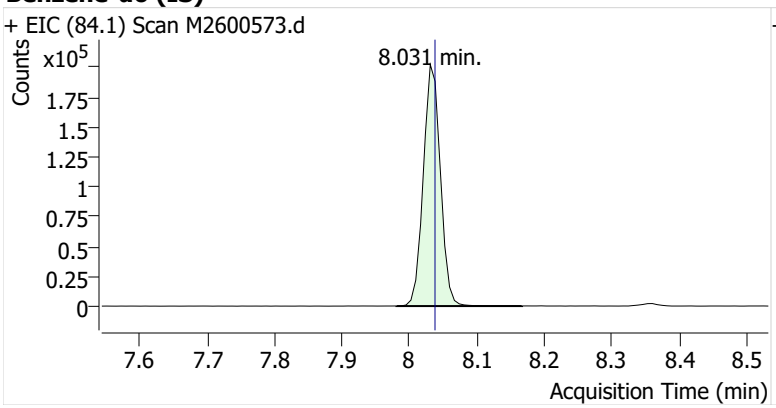

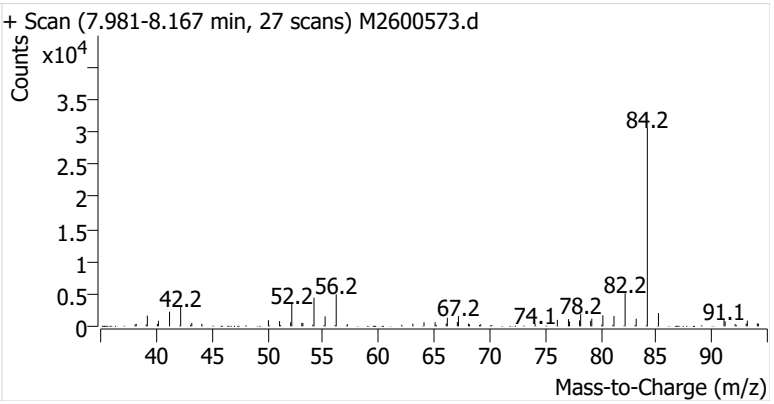

Benzene

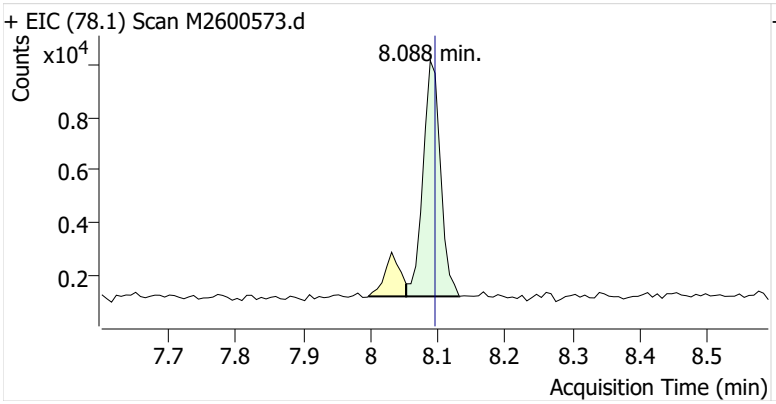

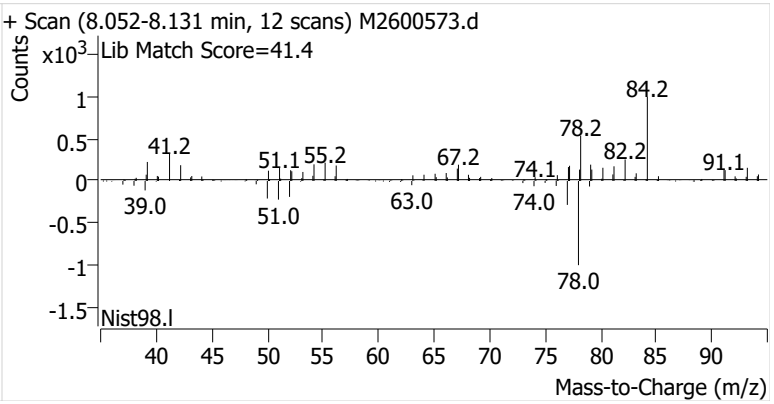

Toluene-d8 (IS)

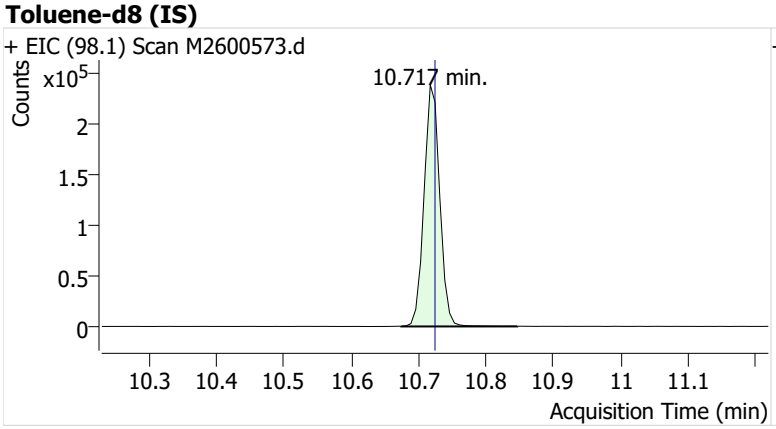

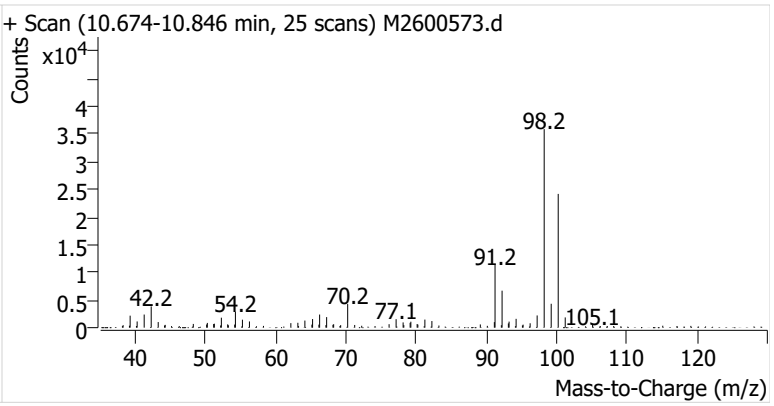

Toluene

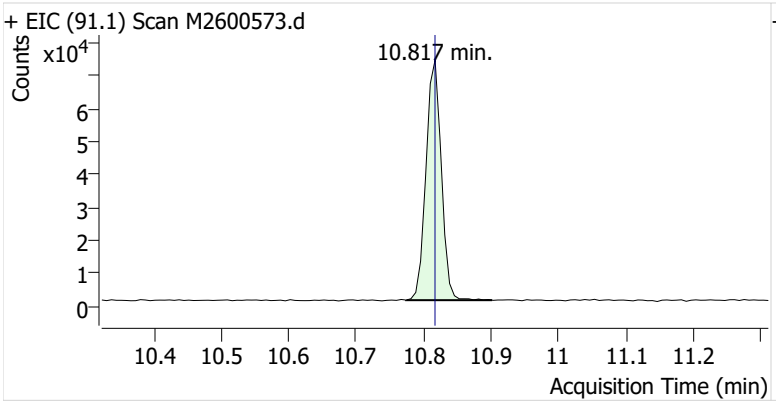

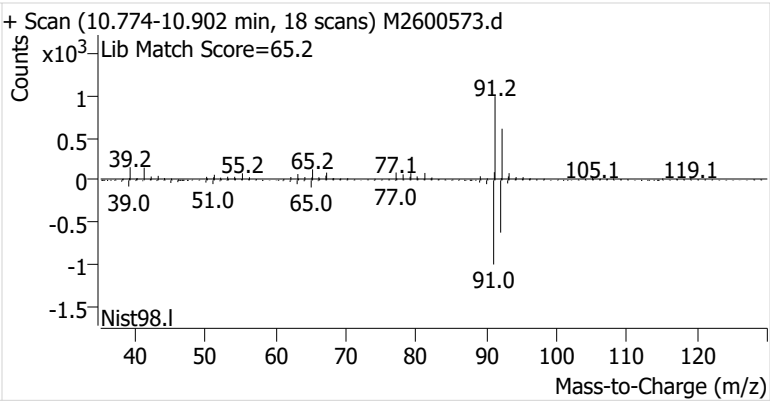

Ethylbenzene

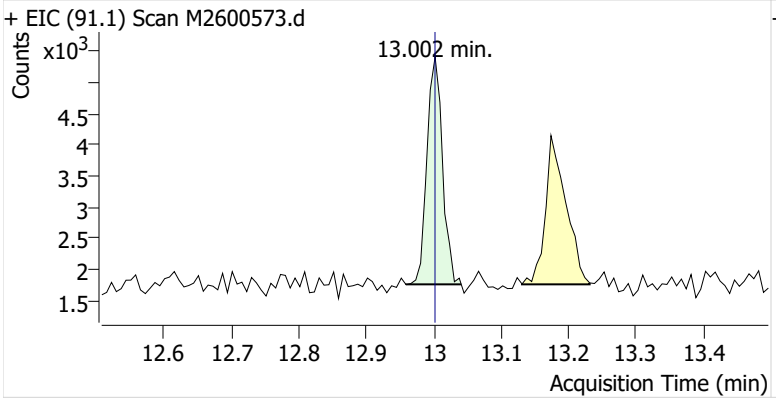

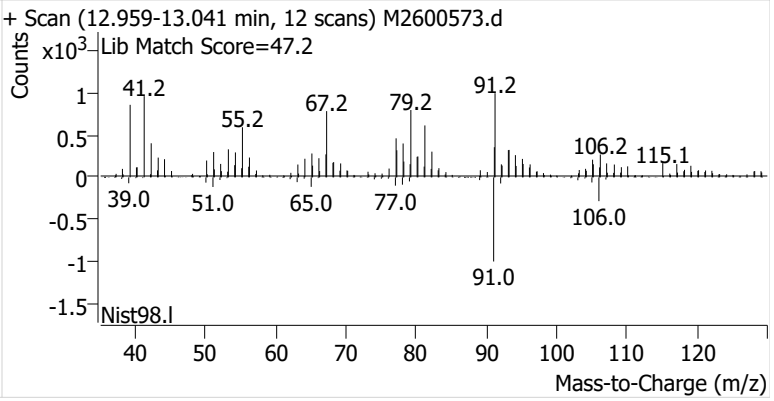

m-/p-Xylenes

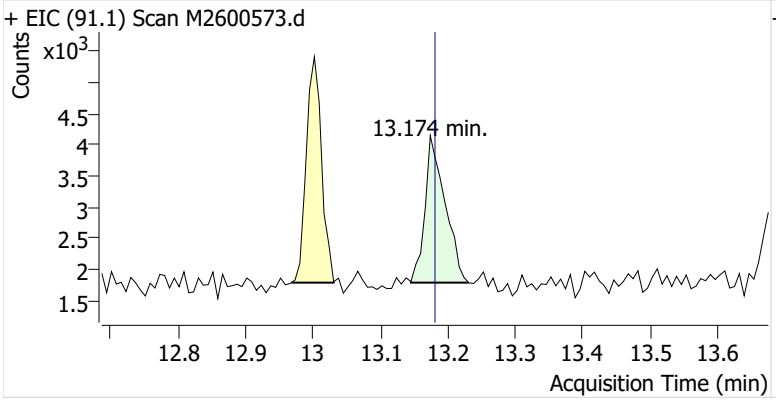

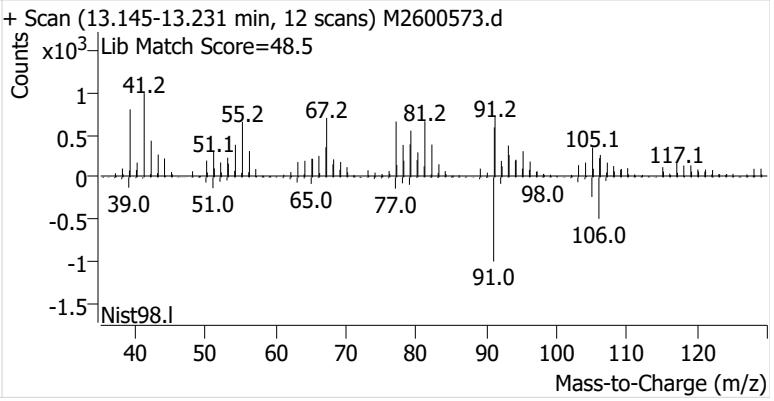

o-Xylene

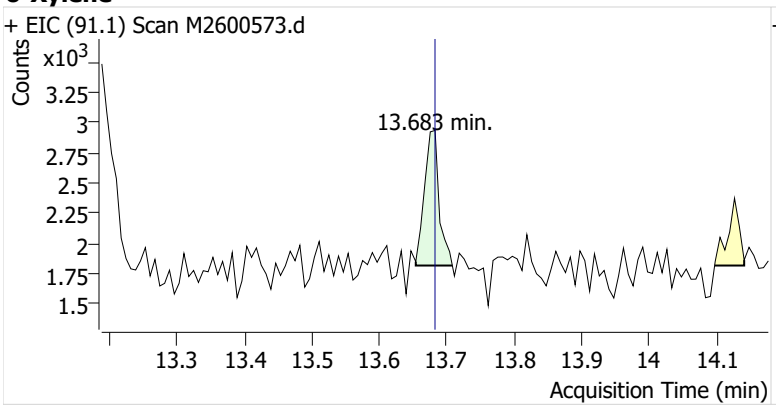
+ EIC (91.1) Scan M2600573.d
Counts
x10^3
3.25
3
2.75
2.5
2.25
2
1.75
1.5
13.683 min.
13.3
13.4
13.5
13.6
13.7
13.8
13.9
14
14.1
Acquisition Time (min)

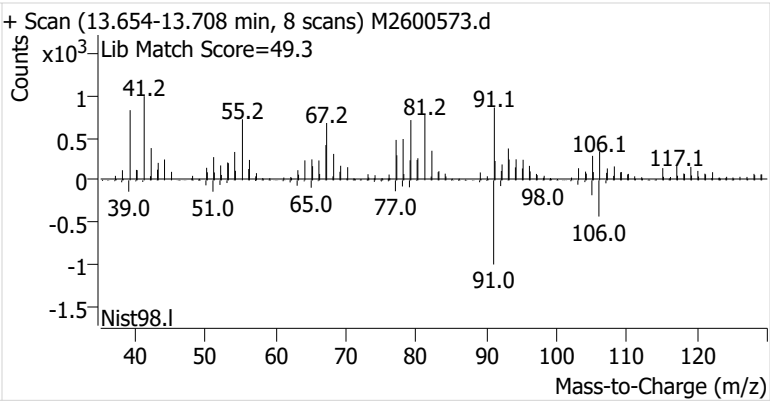
+ Scan (13.654-13.708 min, 8 scans) M2600573.d
Lib Match Score=49.3
Counts
x10^3
1
0.5
0
-0.5
-1
-1.5
41.2
55.2
67.2
81.2
91.1
106.1
117.1
39.0
51.0
65.0
77.0
98.0
106.0
91.0
Nist98.l
40
50
60
70
80
90
100
110
120
Mass-to-Charge (m/z)

Name	IRVSEA-8-D-20260120
Comment	C39295
Data File	M2600575.d
Acq. Date-Time	2/5/2026 11:40:15 PM
Acq. Method File	M325B-MTD
Tube Sorbent	Carbopack X
Analyze Quant Version	12.1
Report Quant Version	12.1

Sample Chromatogram

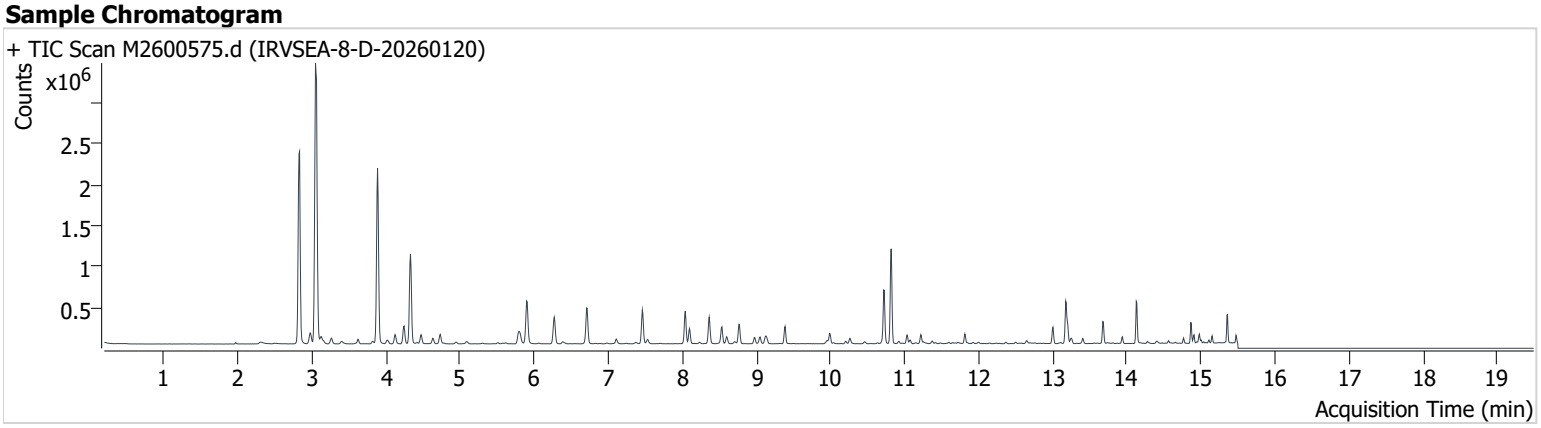

Name	ISTD	RT	ICAL RT	Resp.	Int. Flag
Benzene-d6 (IS)		8.038	8.038	356,526	
Benzene	Benzene-d6 (IS)	8.095	8.095	158,834	
Toluene-d8 (IS)		10.724	10.724	418,523	
Toluene	Toluene-d8 (IS)	10.817	10.817	781,560	
Ethylbenzene	Toluene-d8 (IS)	13.002	13.002	131,228	
m-/p-Xylenes	Toluene-d8 (IS)	13.174	13.181	383,285	
o-Xylene	Toluene-d8 (IS)	13.683	13.682	148,642	

Benzene-d6 (IS)

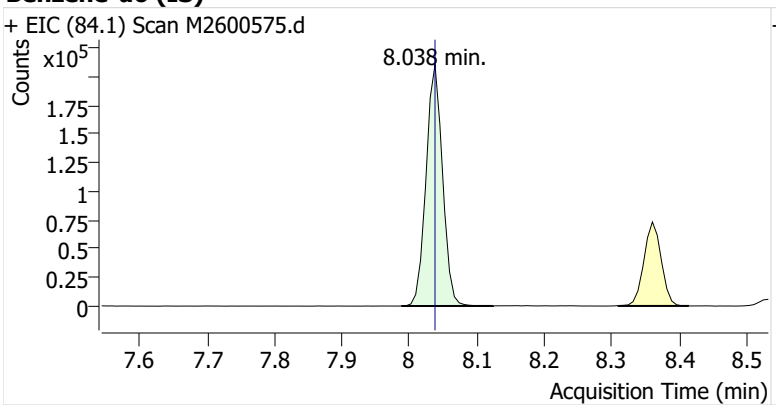

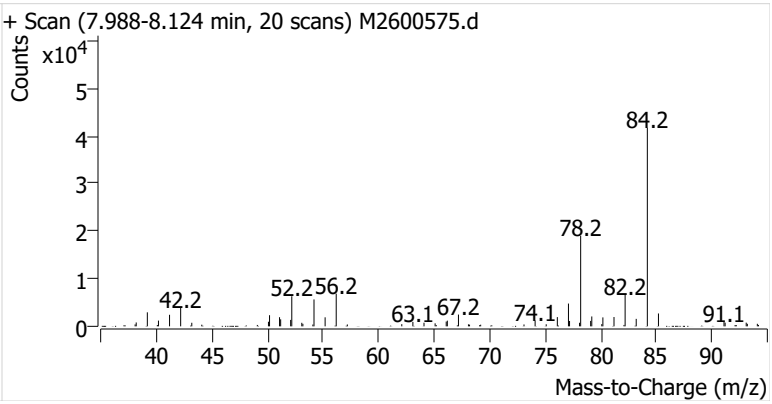

Benzene

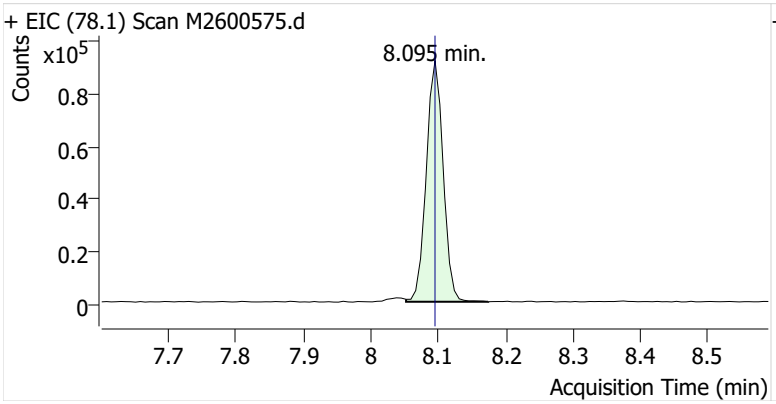

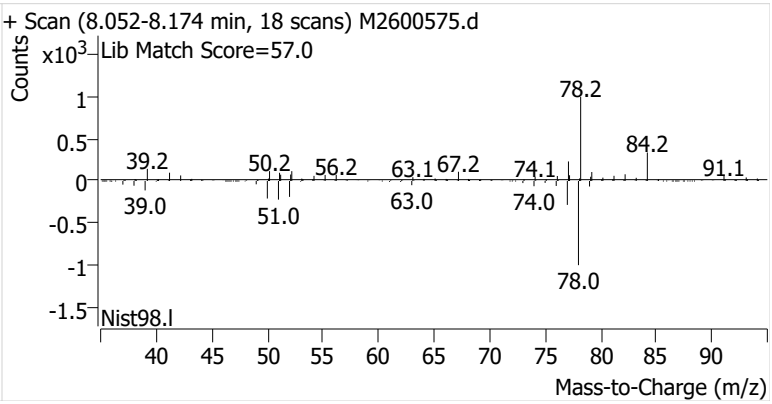

Toluene-d8 (IS)

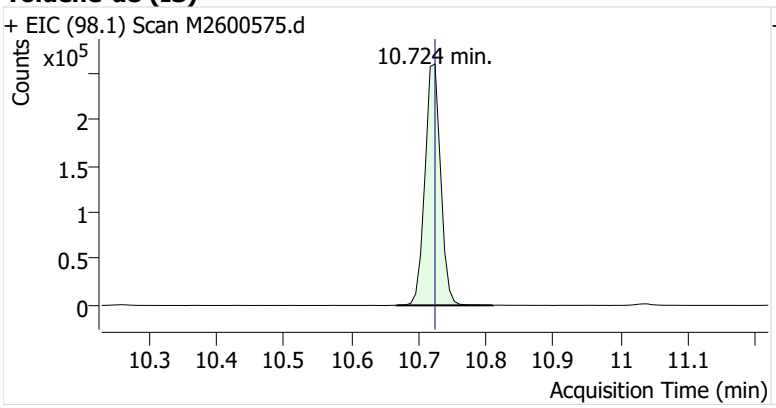

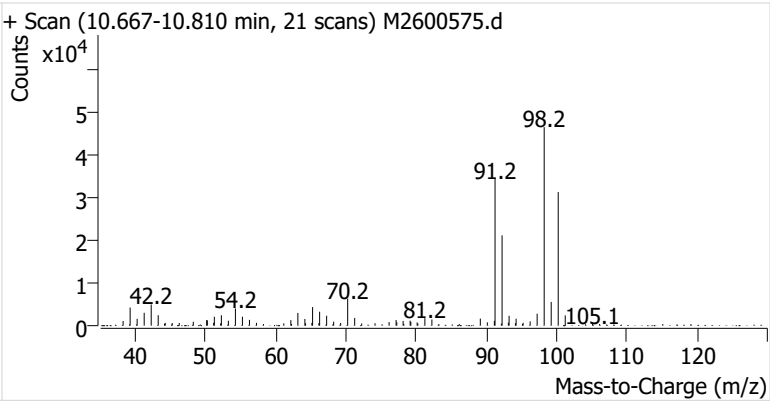

Toluene

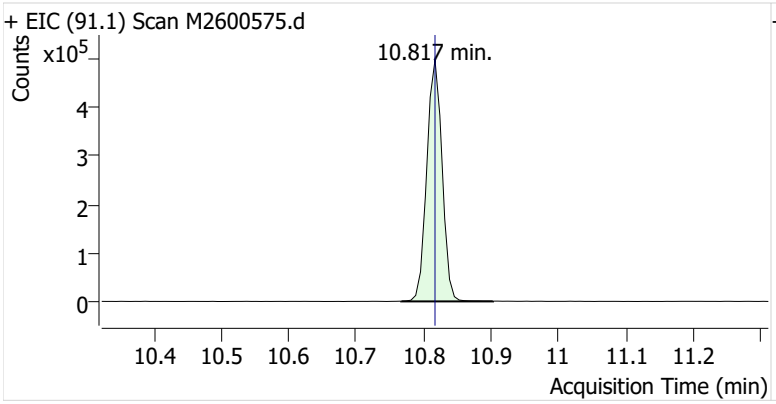

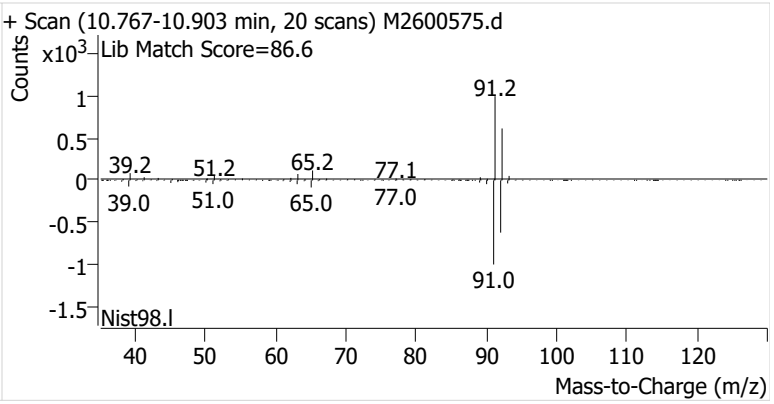

Ethylbenzene

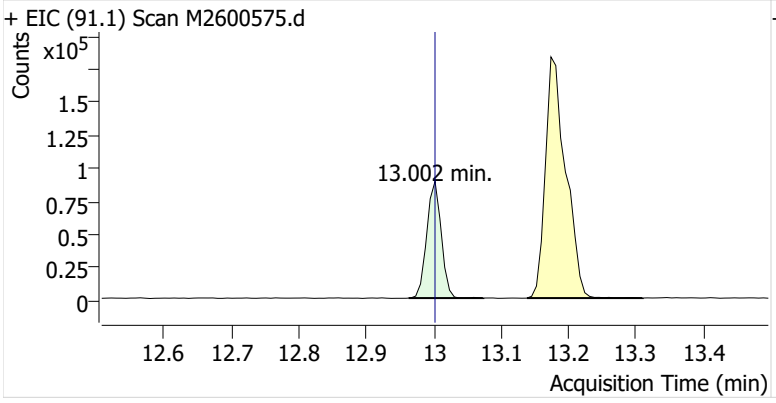

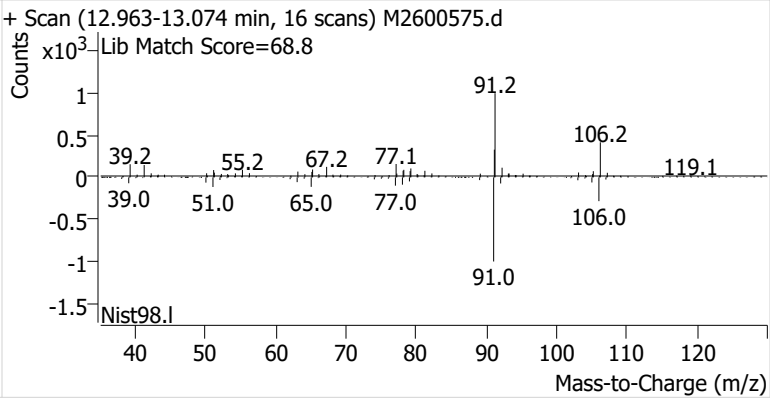

m-/p-Xylenes

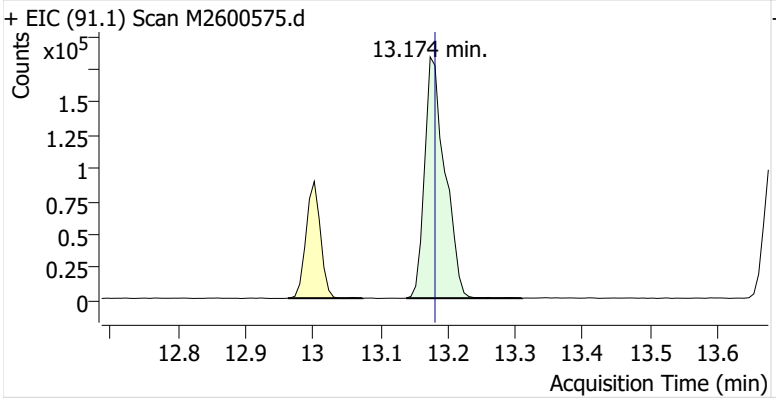

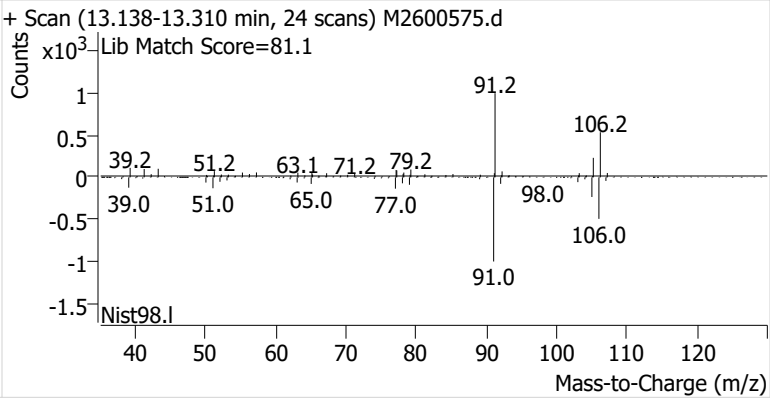

o-Xylene

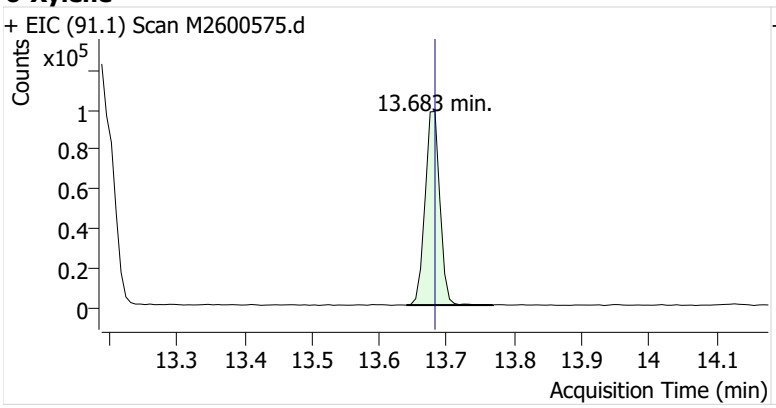
+ EIC (91.1) Scan M2600575.d
Counts
x10^5
1
0.8
0.6
0.4
0.2
0
13.683 min.
13.3
13.4
13.5
13.6
13.7
13.8
13.9
14
14.1
Acquisition Time (min)

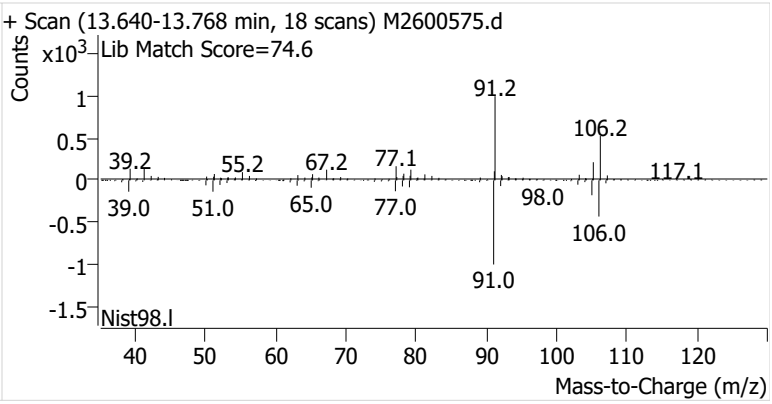
+ Scan (13.640-13.768 min, 18 scans) M2600575.d
Lib Match Score=74.6
Counts
x10^3
1
0.5
0
-0.5
-1
-1.5
91.2
106.2
39.2
55.2
67.2
77.1
117.1
98.0
39.0
51.0
65.0
77.0
106.0
91.0
Nist98.l
40
50
60
70
80
90
100
110
120
Mass-to-Charge (m/z)

Name	IRVSEA-9-S-20260120
Comment	C00808
Data File	M2600576.d
Acq. Date-Time	2/6/2026 12:05:42 AM
Acq. Method File	M325B-MTD
Tube Sorbent	Carbopack X
Analyze Quant Version	12.1
Report Quant Version	12.1

Sample Chromatogram

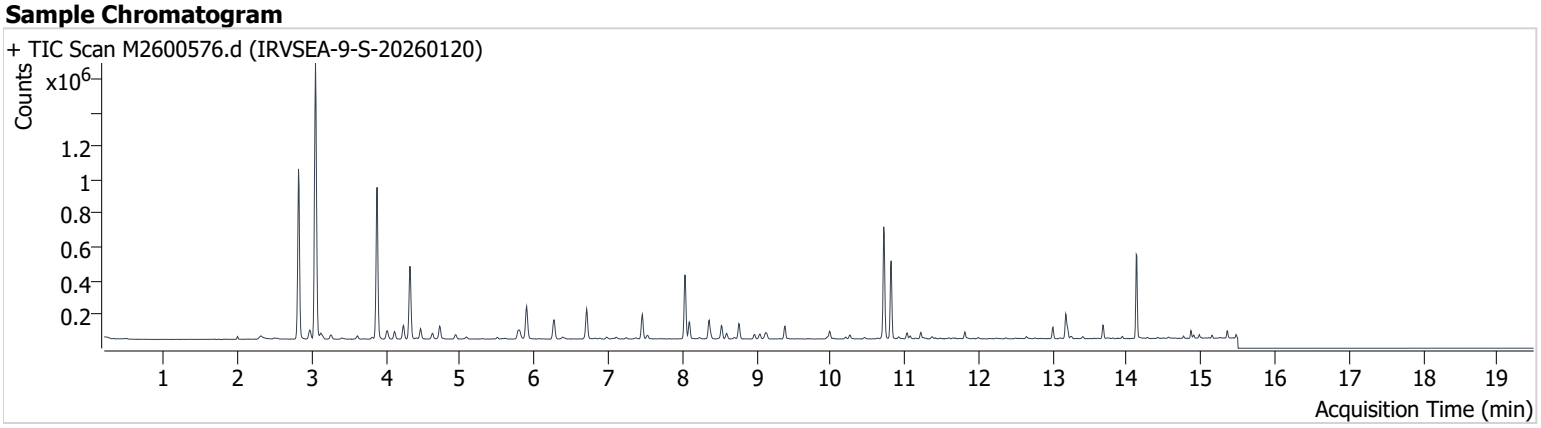

Name	ISTD	RT	ICAL RT	Resp.	Int. Flag
Benzene-d6 (IS)		8.031	8.038	355,297	
Benzene	Benzene-d6 (IS)	8.095	8.095	89,353	
Toluene-d8 (IS)		10.717	10.724	411,827	
Toluene	Toluene-d8 (IS)	10.817	10.817	300,221	
Ethylbenzene	Toluene-d8 (IS)	13.002	13.002	44,031	
m-/p-Xylenes	Toluene-d8 (IS)	13.174	13.181	107,625	
o-Xylene	Toluene-d8 (IS)	13.675	13.682	44,601	

Benzene-d6 (IS)

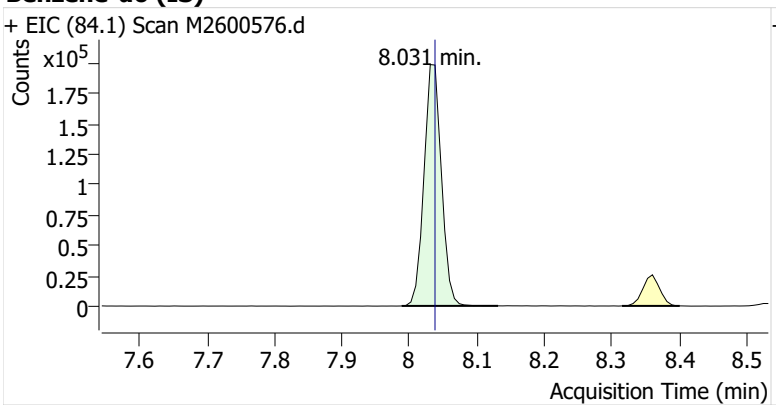

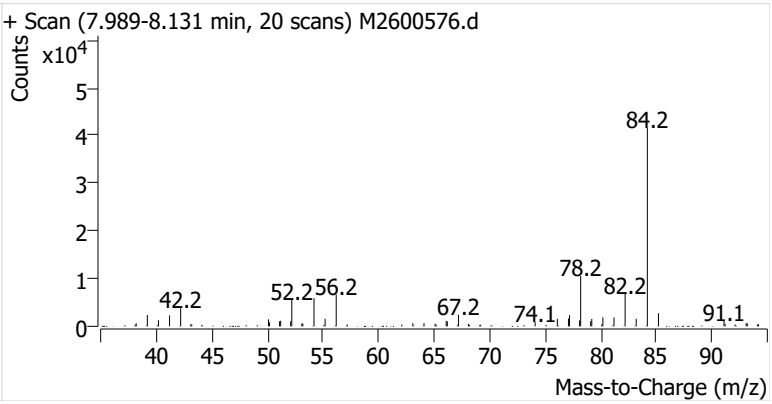

Benzene

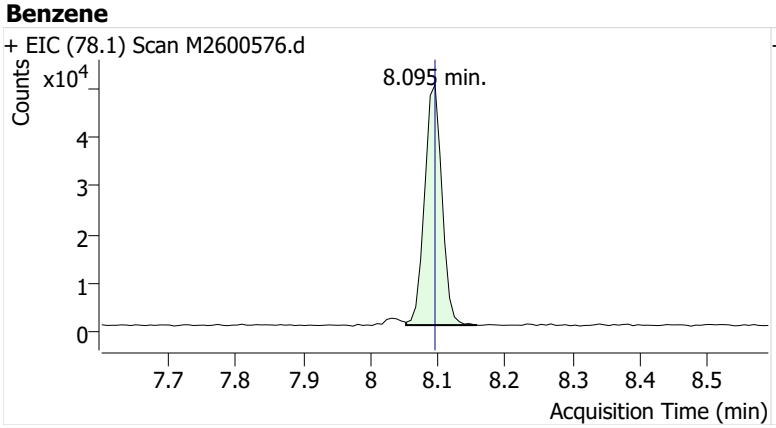

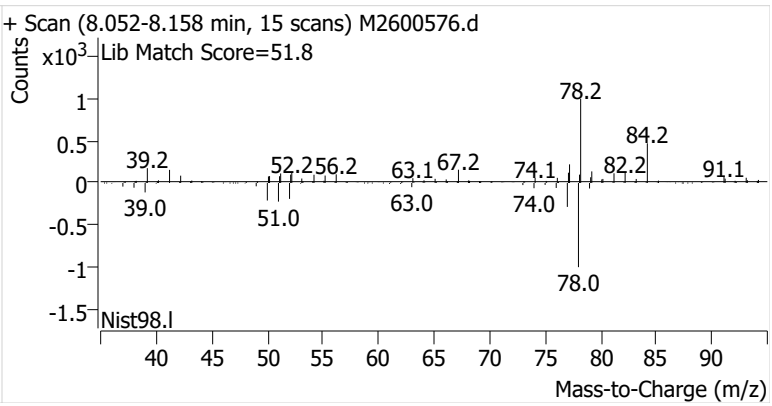

Toluene-d8 (IS)

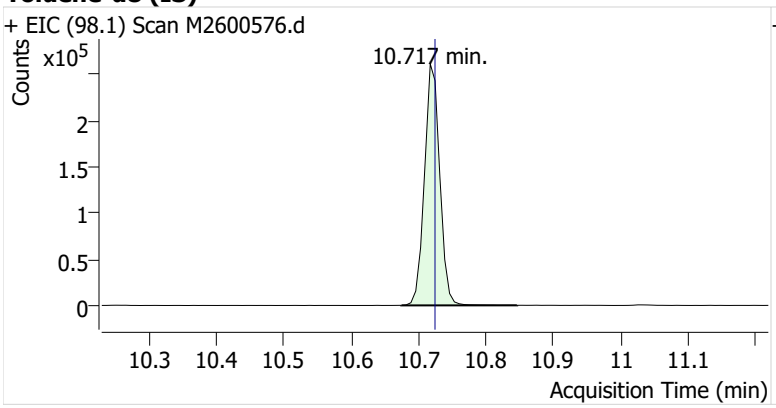

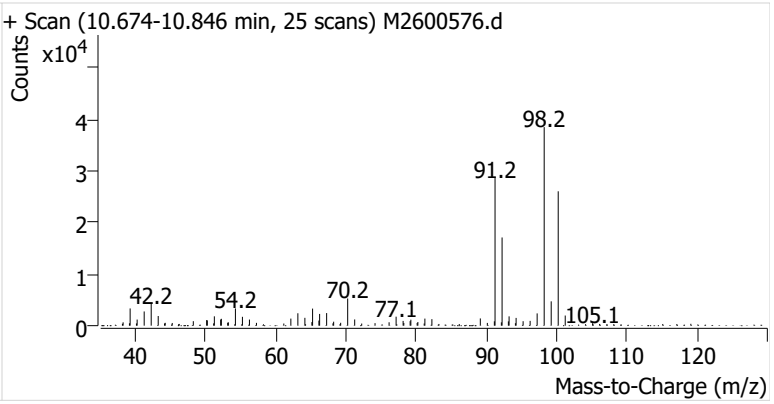

Toluene

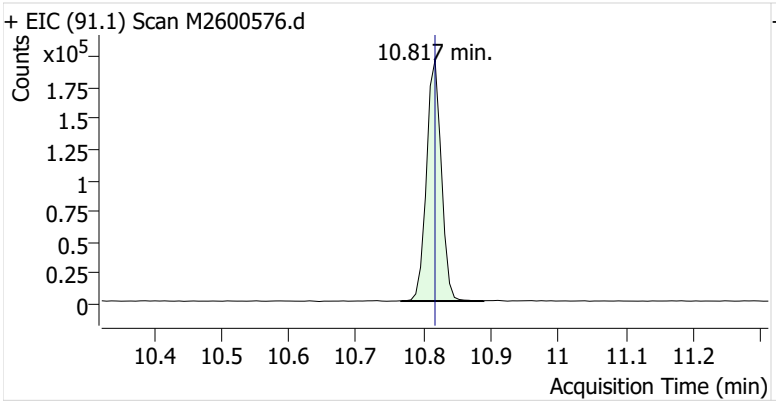

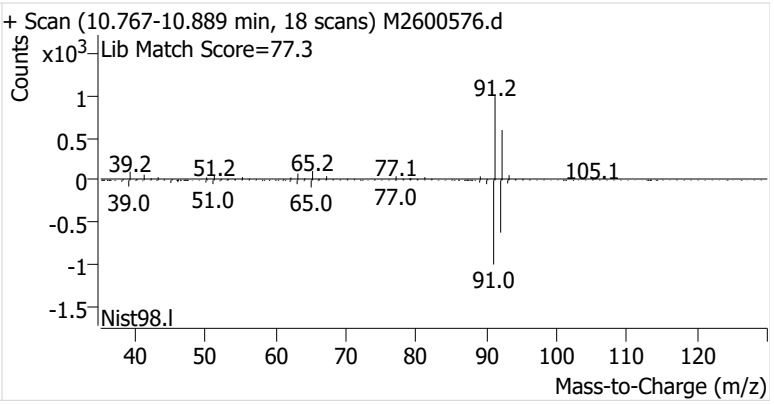

Ethylbenzene

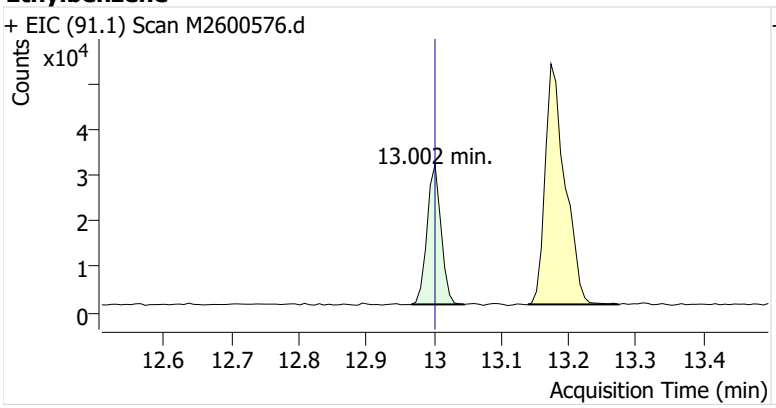

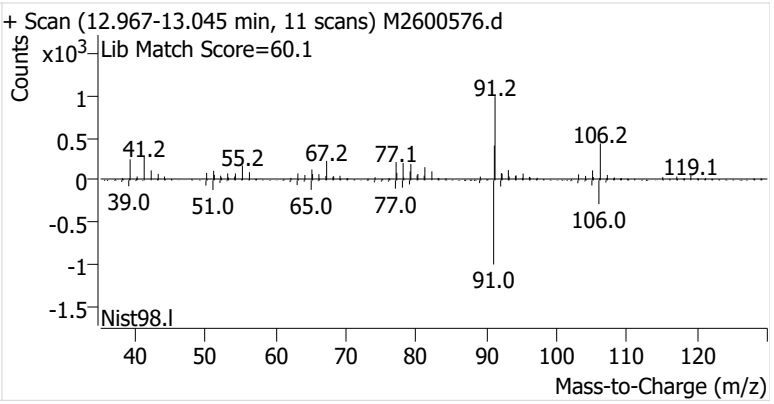

m-/p-Xylenes

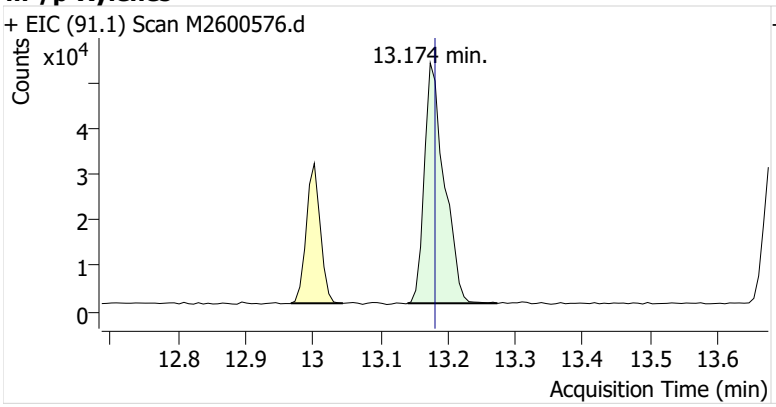

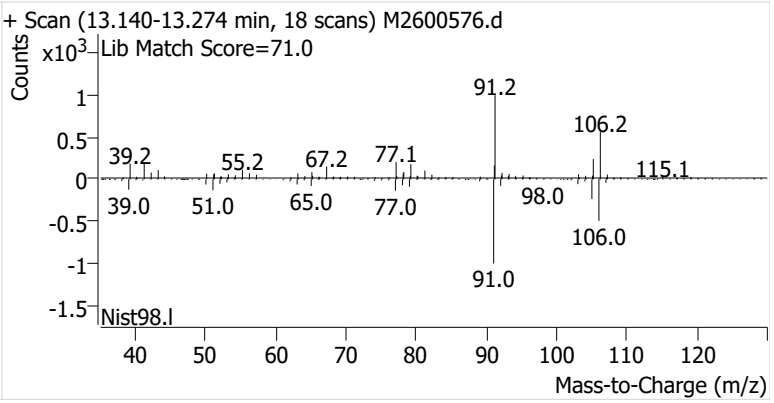

o-Xylene

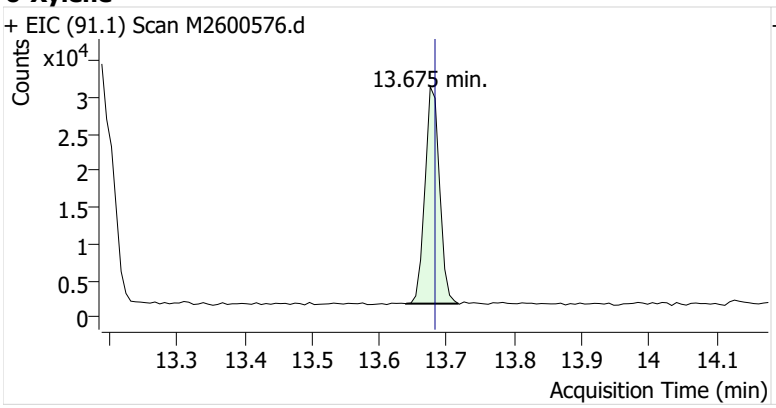
+ EIC (91.1) Scan M2600576.d
Counts
x10^4
13.675 min.
Acquisition Time (min)

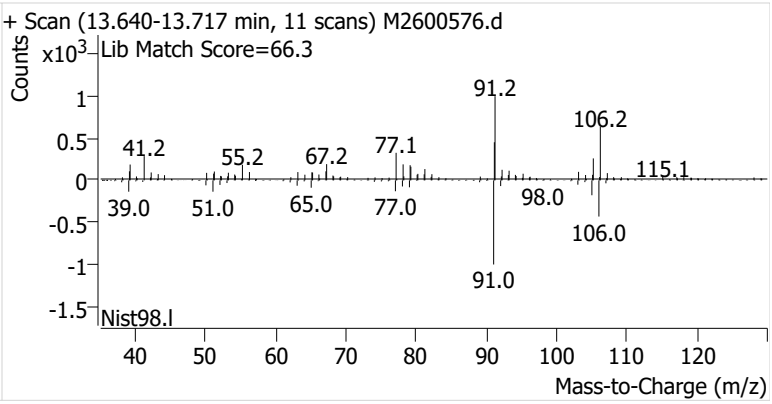
+ Scan (13.640-13.717 min, 11 scans) M2600576.d
Lib Match Score=66.3
Counts
x10^3
91.2
106.2
41.2
55.2
67.2
77.1
115.1
98.0
39.0
51.0
65.0
77.0
106.0
91.0
Nist98.l
Mass-to-Charge (m/z)

Name	IRVSEA-10-S-20260120
Comment	C00747
Data File	M2600577.d
Acq. Date-Time	2/6/2026 12:31:03 AM
Acq. Method File	M325B-MTD
Tube Sorbent	Carbopack X
Analyze Quant Version	12.1
Report Quant Version	12.1

Sample Chromatogram

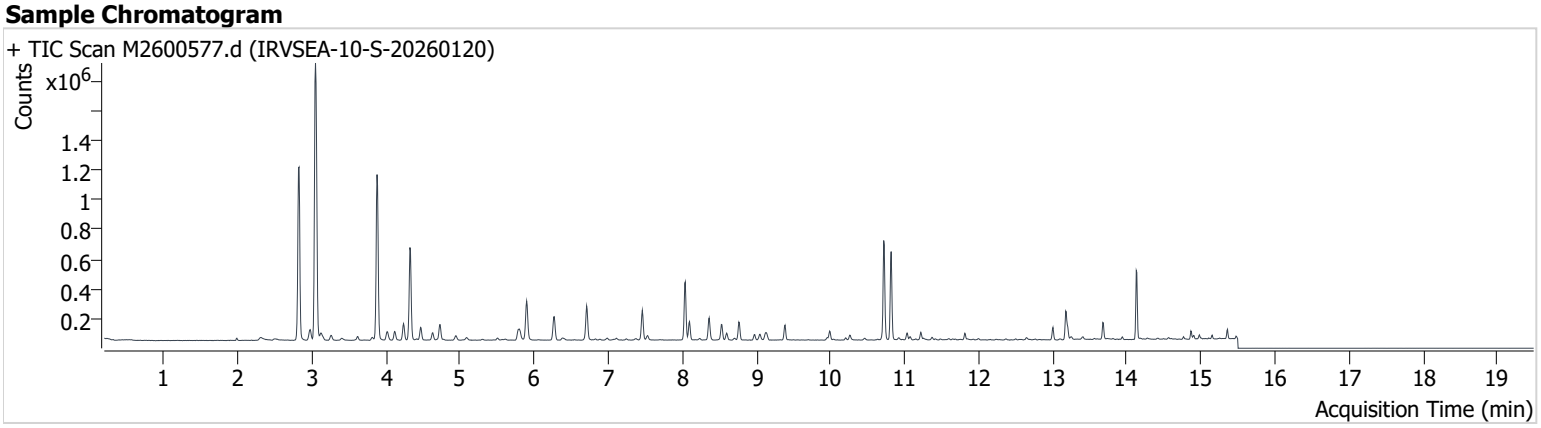

Name	ISTD	RT	ICAL RT	Resp.	Int. Flag
Benzene-d6 (IS)		8.038	8.038	359,485	
Benzene	Benzene-d6 (IS)	8.095	8.095	108,712	
Toluene-d8 (IS)		10.717	10.724	426,191	
Toluene	Toluene-d8 (IS)	10.817	10.817	391,284	
Ethylbenzene	Toluene-d8 (IS)	13.002	13.002	53,739	
m-/p-Xylenes	Toluene-d8 (IS)	13.174	13.181	143,160	
o-Xylene	Toluene-d8 (IS)	13.675	13.682	62,034	

Benzene-d6 (IS)

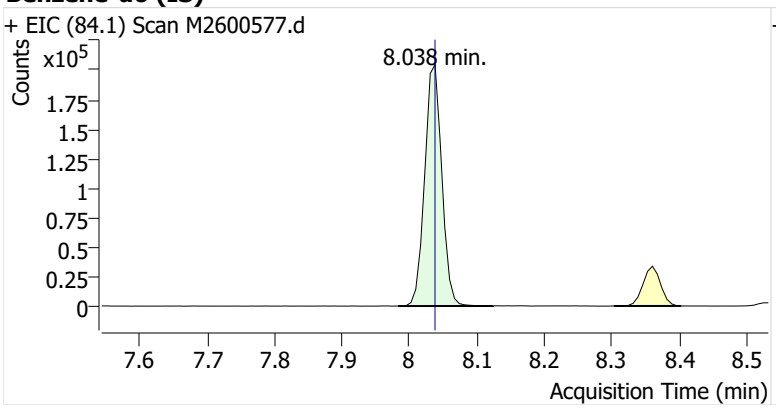

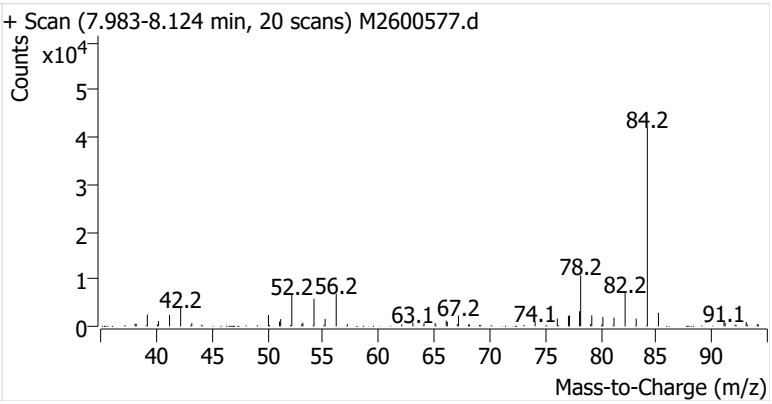

Benzene

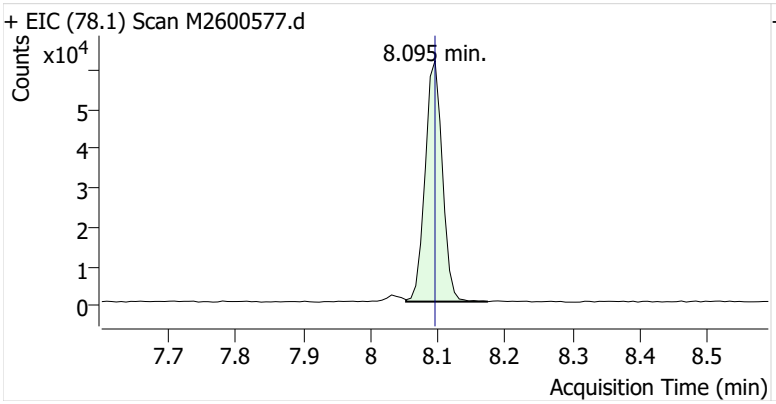

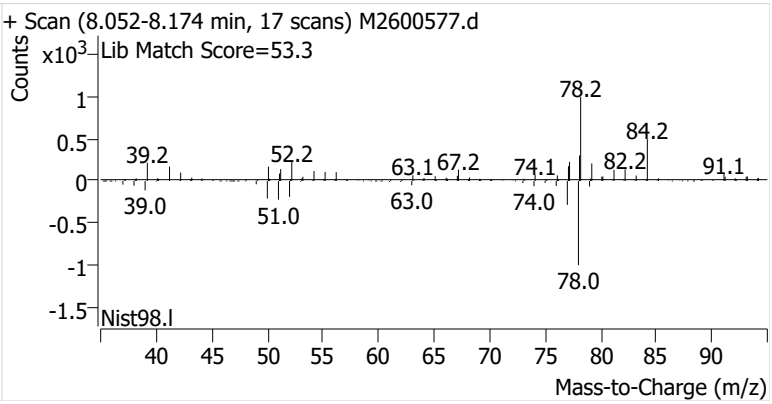

Toluene-d8 (IS)

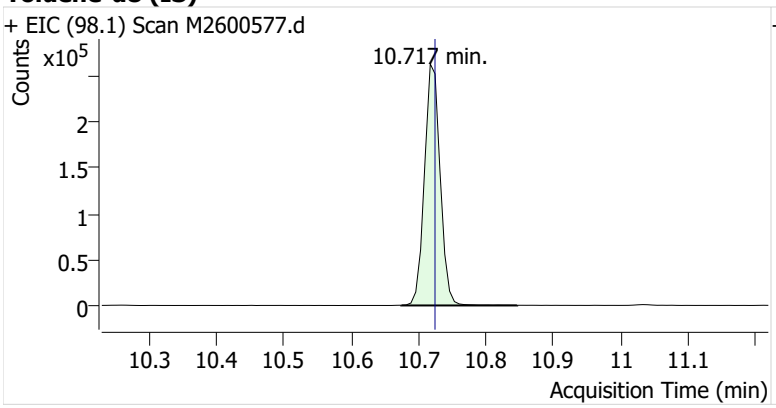

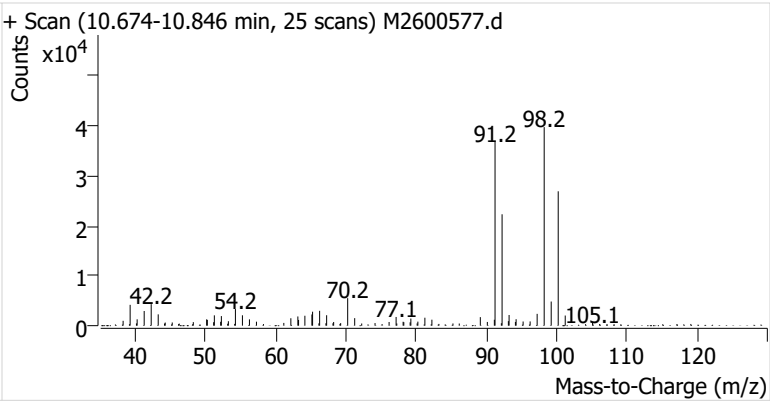

Toluene

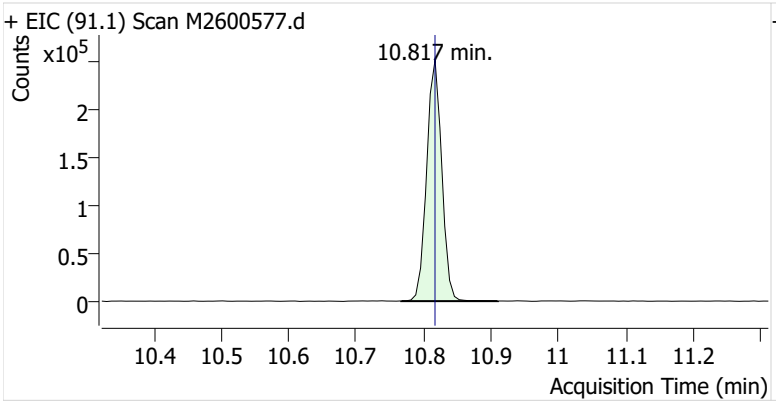

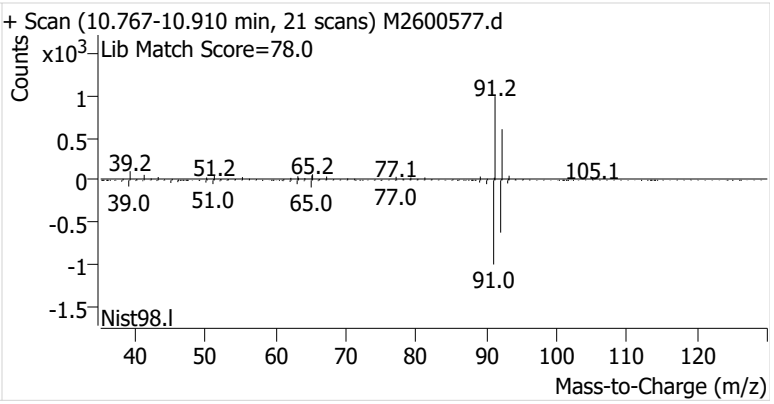

Ethylbenzene

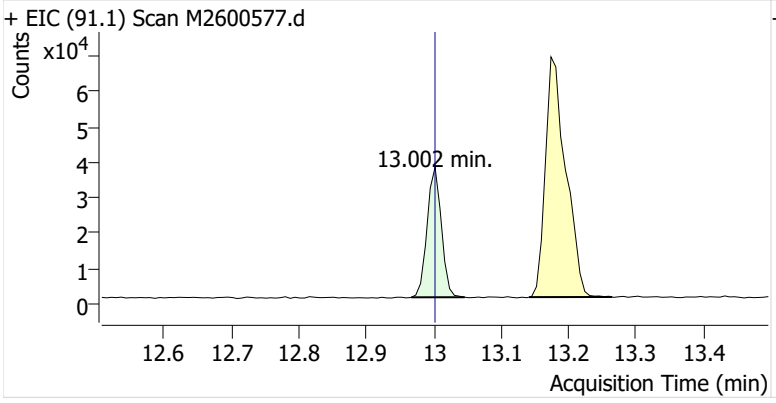

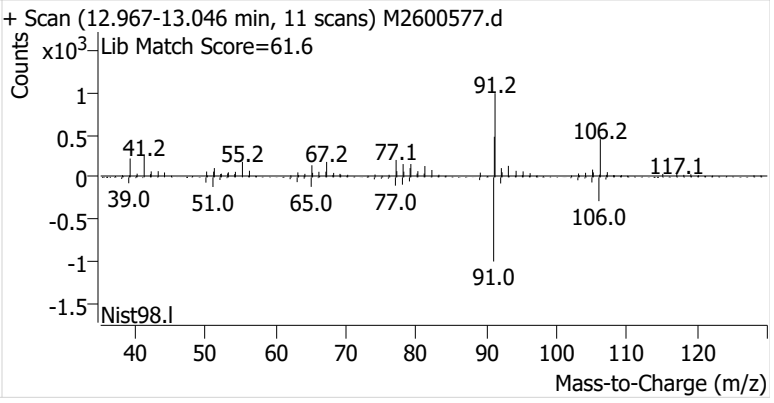

m-/p-Xylenes

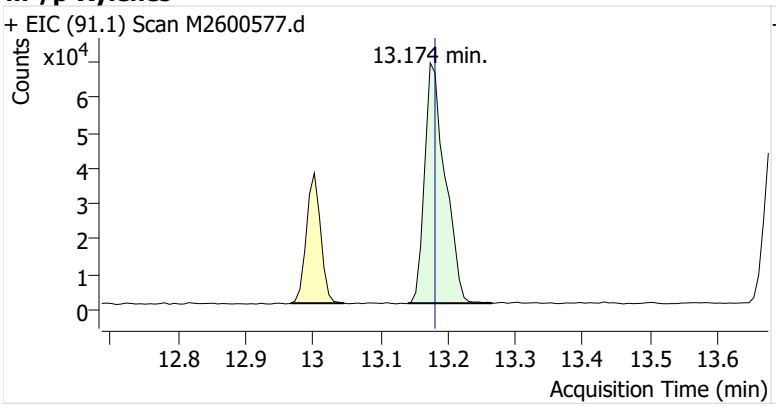

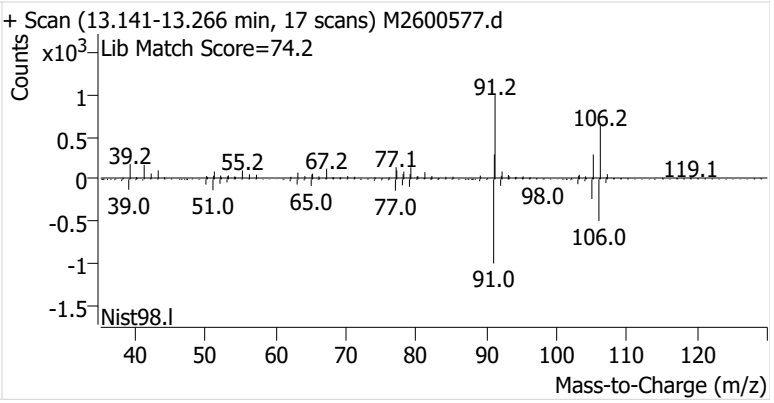

o-Xylene

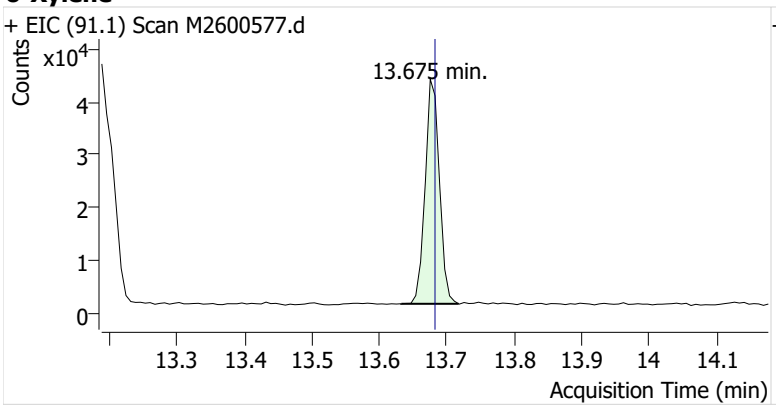
+ EIC (91.1) Scan M2600577.d
Counts
x10^4
13.675 min.
Acquisition Time (min)

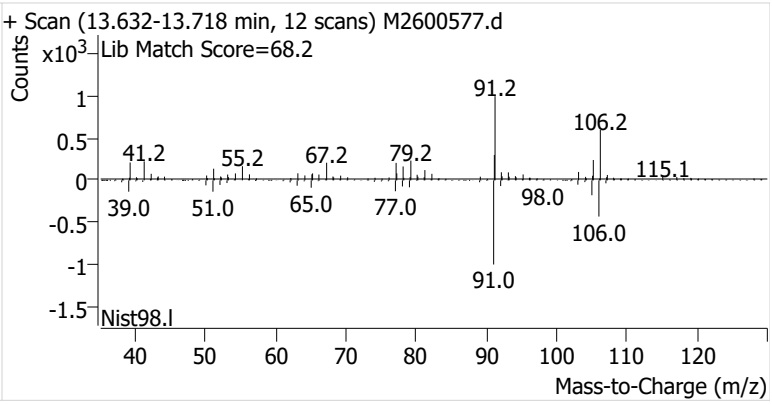
+ Scan (13.632-13.718 min, 12 scans) M2600577.d
Lib Match Score=68.2
Counts
x10^3
91.2
106.2
41.2
55.2
67.2
79.2
115.1
98.0
39.0
51.0
65.0
77.0
106.0
91.0
Nist98.l
Mass-to-Charge (m/z)

Name	IRVSEA-11-S-20260120
Comment	B47833
Data File	M2600578.d
Acq. Date-Time	2/6/2026 12:56:23 AM
Acq. Method File	M325B-MTD
Tube Sorbent	Carbopack X
Analyze Quant Version	12.1
Report Quant Version	12.1

Sample Chromatogram

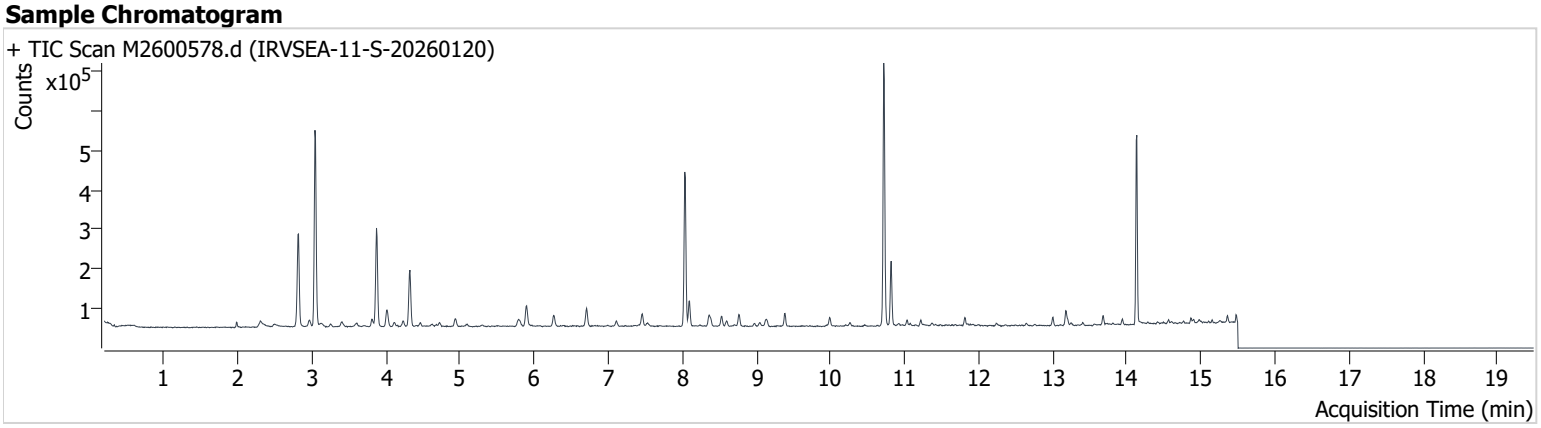

Name	ISTD	RT	ICAL RT	Resp.	Int. Flag
Benzene-d6 (IS)		8.030	8.038	360,604	
Benzene	Benzene-d6 (IS)	8.095	8.095	56,405	
Toluene-d8 (IS)		10.717	10.724	417,312	
Toluene	Toluene-d8 (IS)	10.817	10.817	101,643	
Ethylbenzene	Toluene-d8 (IS)	13.002	13.002	13,632	
m-/p-Xylenes	Toluene-d8 (IS)	13.174	13.181	27,385	
o-Xylene	Toluene-d8 (IS)	13.682	13.682	12,225	

Benzene-d6 (IS)

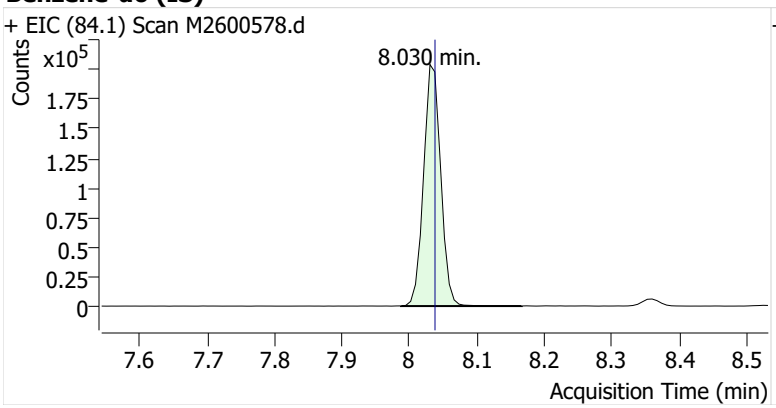

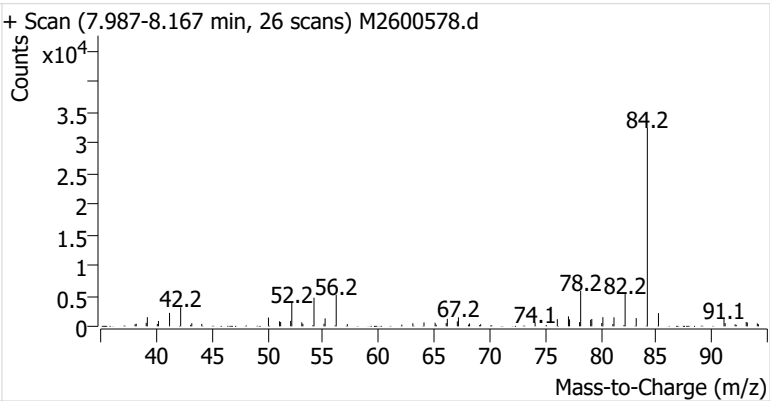

Benzene

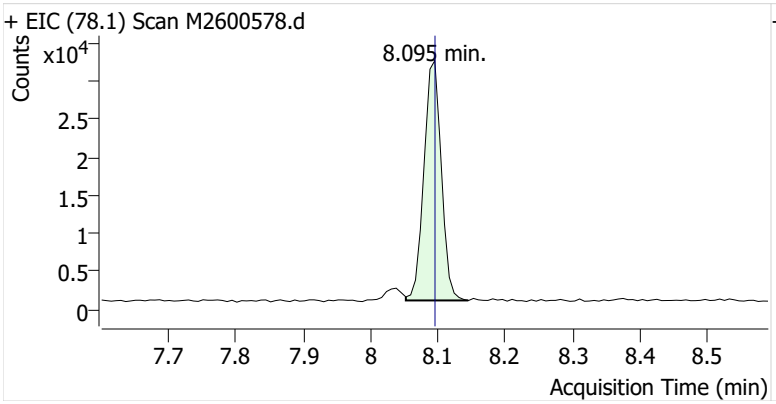

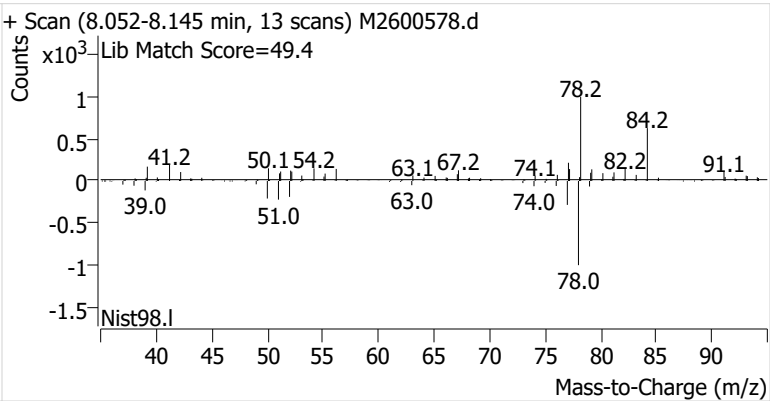

Toluene-d8 (IS)

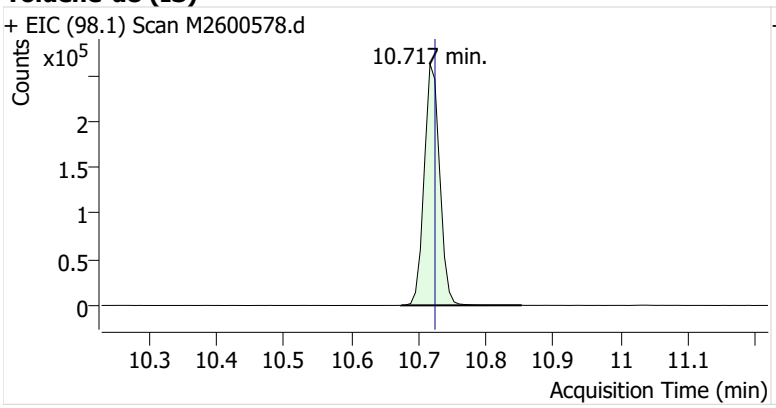

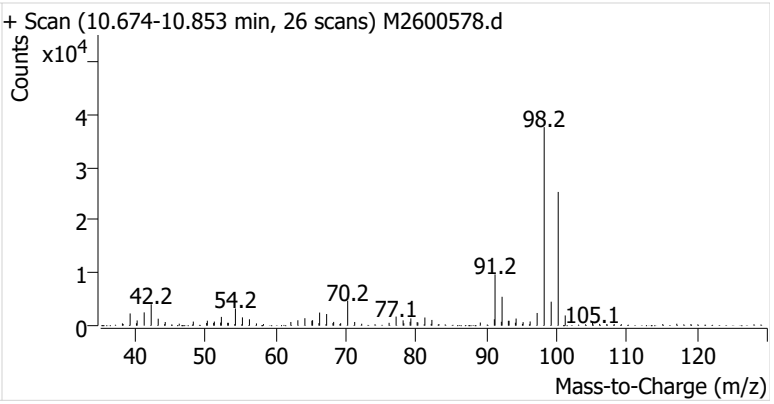

Toluene

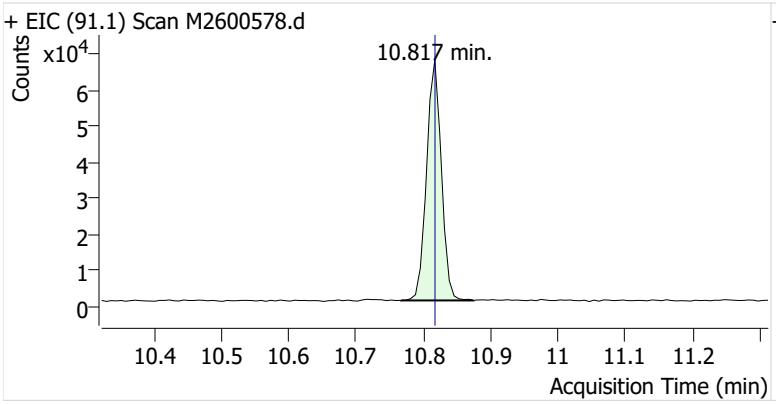

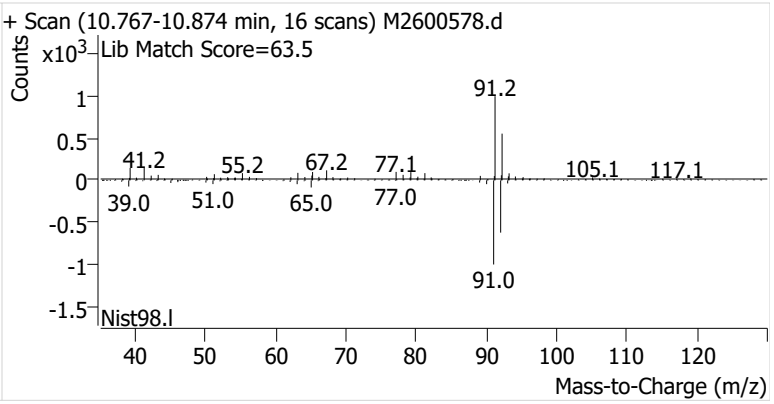

Ethylbenzene

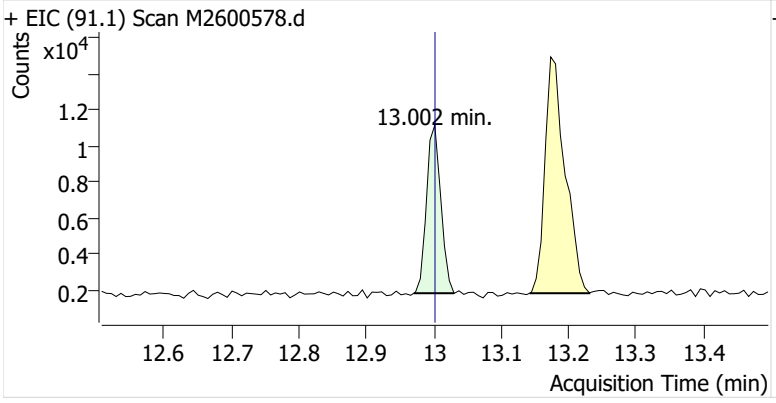

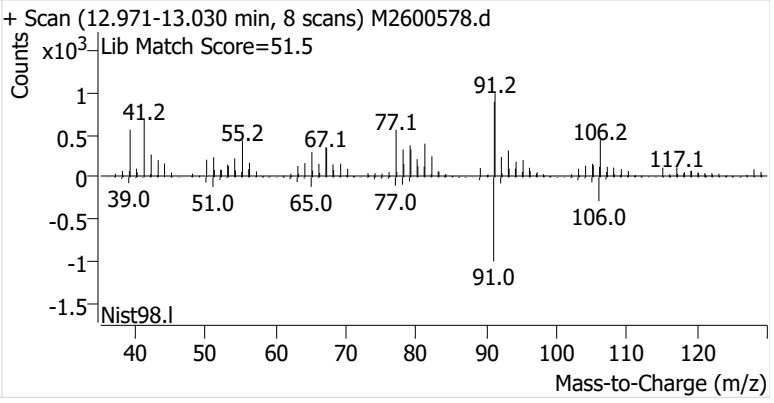

m-/p-Xylenes

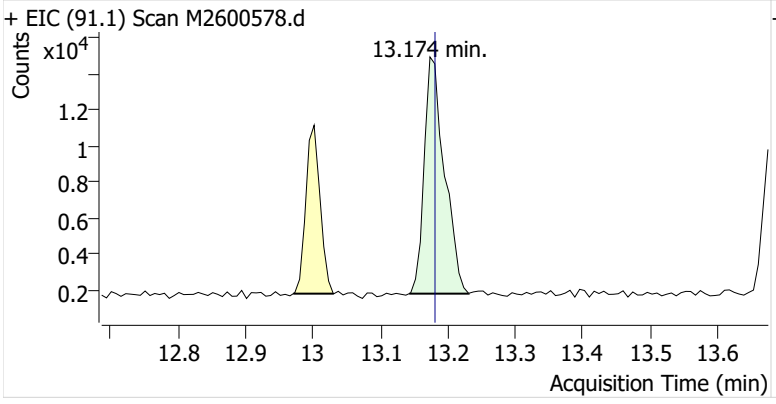

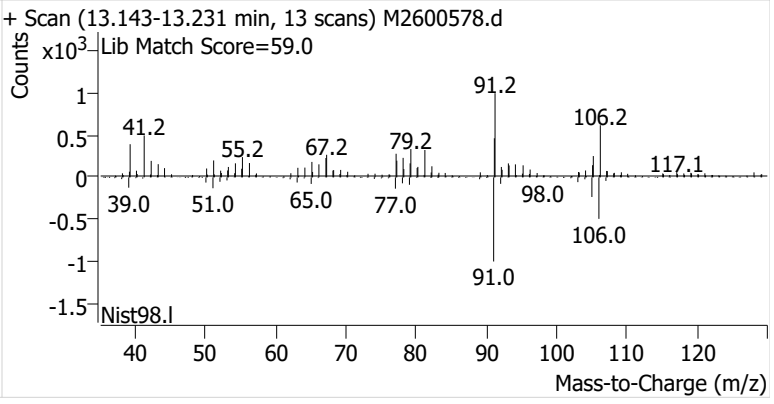

o-Xylene

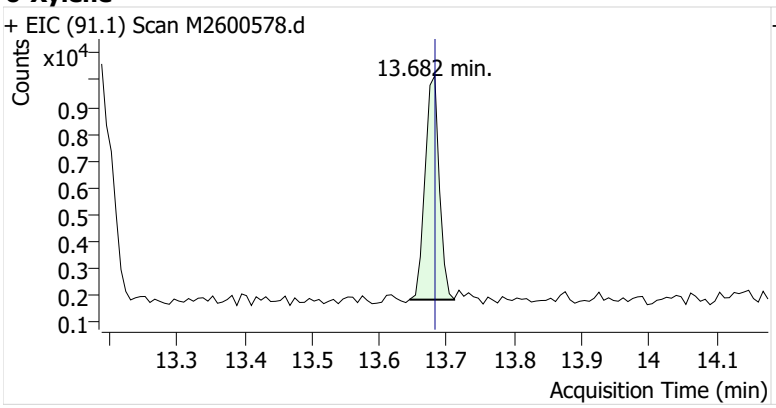
+ EIC (91.1) Scan M2600578.d
Counts
x10^4
13.682 min.
0.9
0.8
0.7
0.6
0.5
0.4
0.3
0.2
0.1
13.3
13.4
13.5
13.6
13.7
13.8
13.9
14
14.1
Acquisition Time (min)

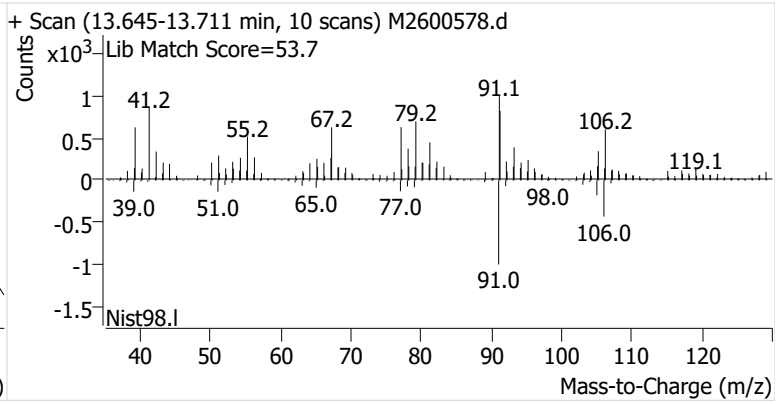
+ Scan (13.645-13.711 min, 10 scans) M2600578.d
Counts
x10^3
Lib Match Score=53.7
1
0.5
0
-0.5
-1
-1.5
41.2
55.2
67.2
79.2
91.1
106.2
119.1
39.0
51.0
65.0
77.0
98.0
106.0
91.0
Nist98.l
40
50
60
70
80
90
100
110
120
Mass-to-Charge (m/z)

Name	IRVSEA-12-S-20260120
Comment	C73589
Data File	M2600579.d
Acq. Date-Time	2/6/2026 1:21:50 AM
Acq. Method File	M325B-MTD
Tube Sorbent	Carbopack X
Analyze Quant Version	12.1
Report Quant Version	12.1

Sample Chromatogram

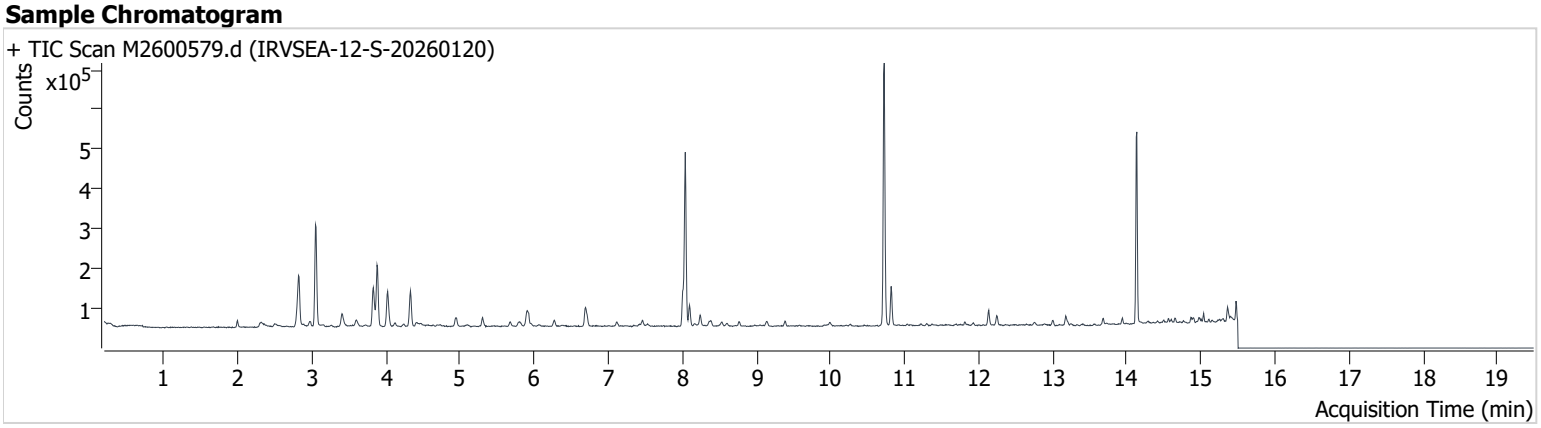

Name	ISTD	RT	ICAL RT	Resp.	Int. Flag
Benzene-d6 (IS)		8.038	8.038	370,468	
Benzene	Benzene-d6 (IS)	8.095	8.095	44,482	
Toluene-d8 (IS)		10.724	10.724	421,155	
Toluene	Toluene-d8 (IS)	10.817	10.817	60,893	
Ethylbenzene	Toluene-d8 (IS)	13.002	13.002	8,705	
m-/p-Xylenes	Toluene-d8 (IS)	13.174	13.181	17,488	
o-Xylene	Toluene-d8 (IS)	13.683	13.682	8,231	

Benzene-d6 (IS)

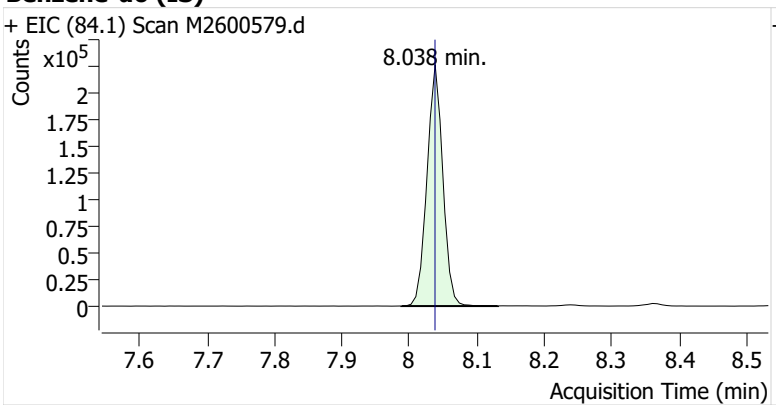

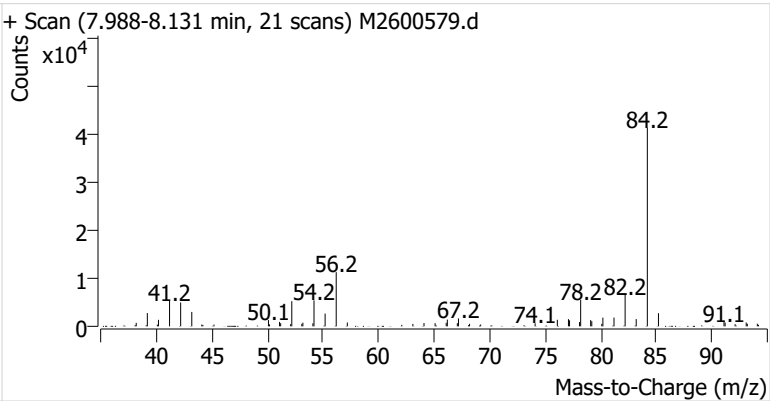

Benzene

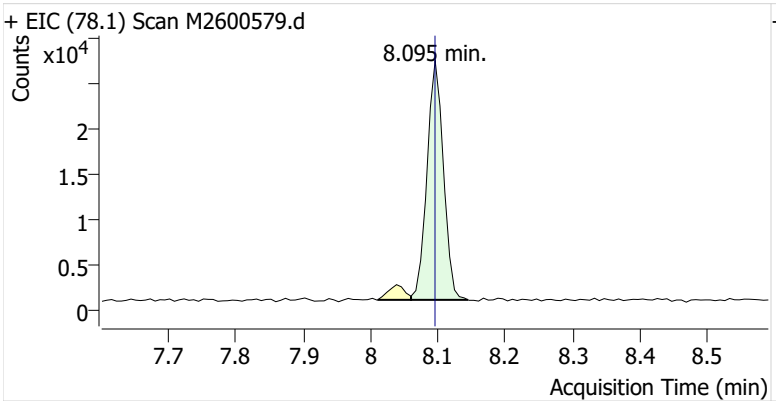

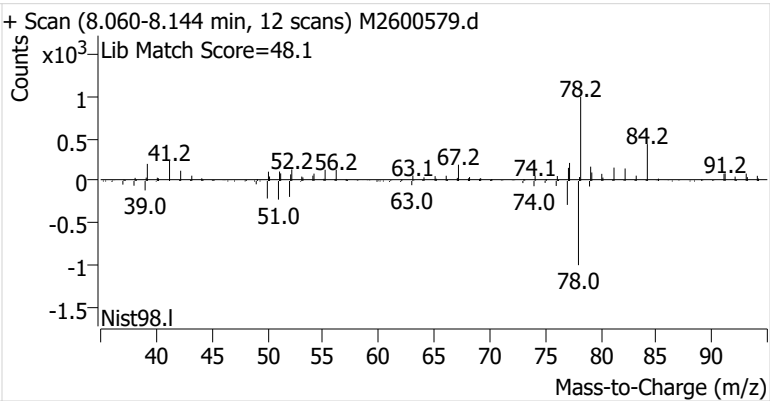

Toluene-d8 (IS)

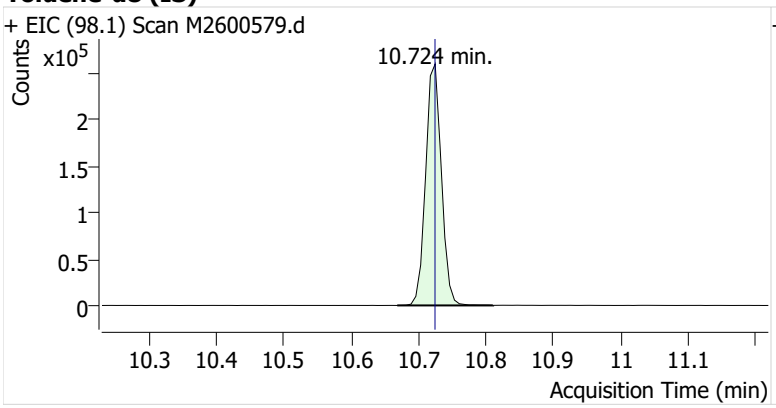

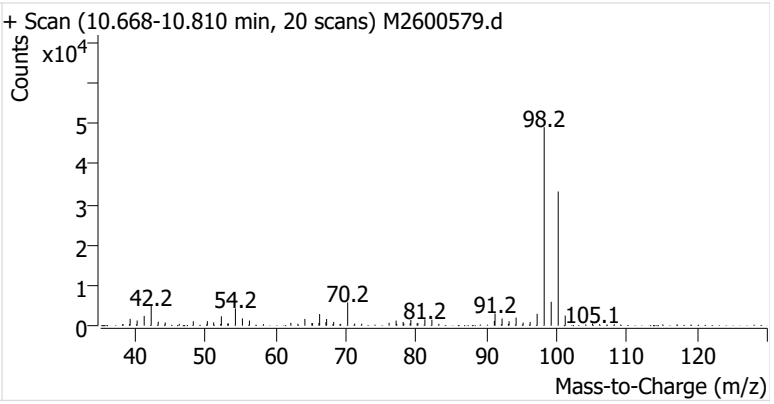

Toluene

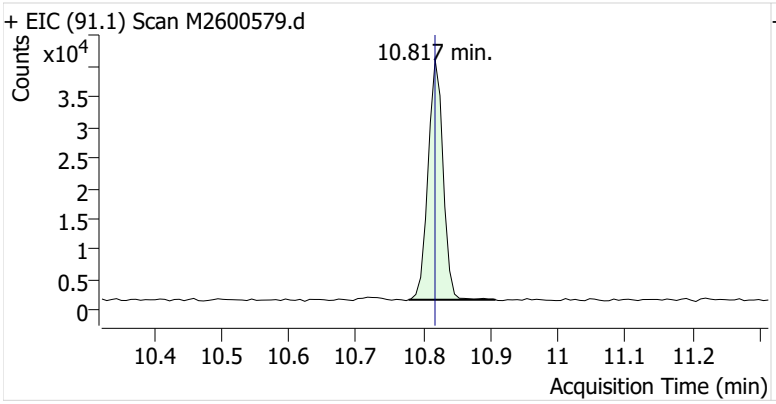

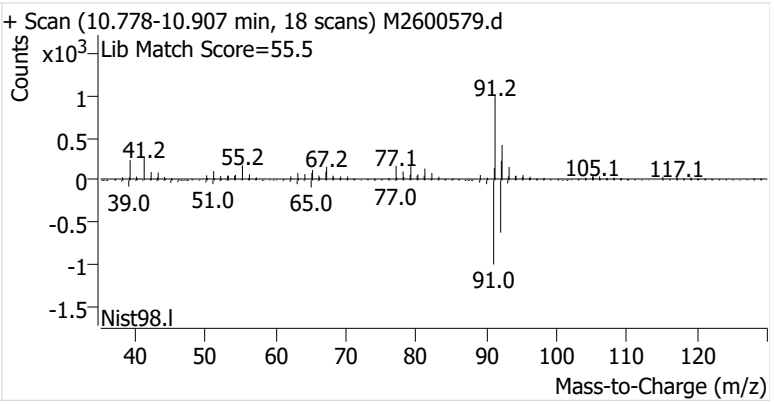

Ethylbenzene

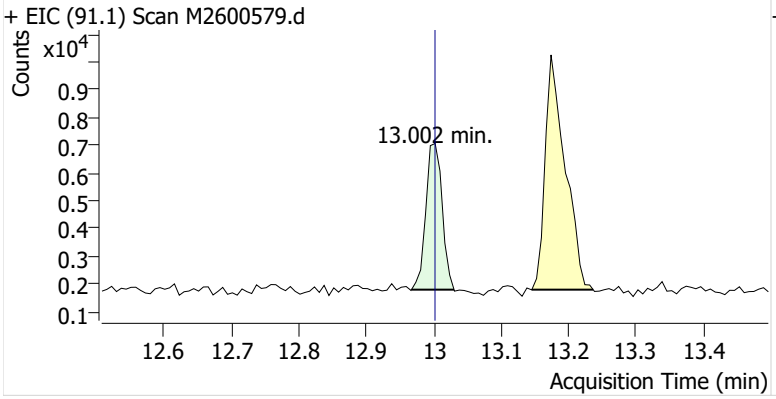

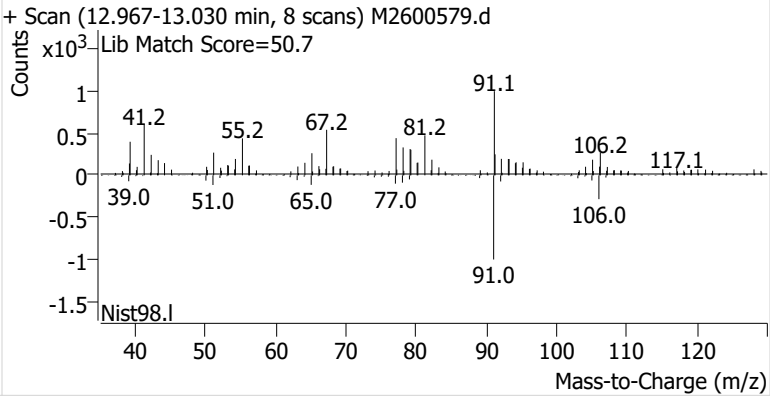

m-/p-Xylenes

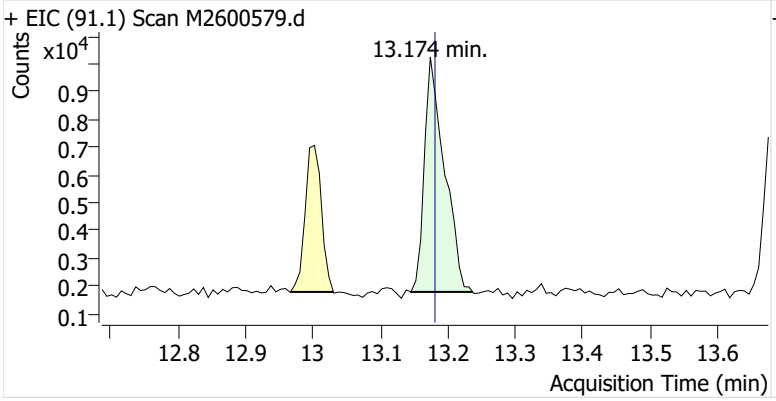

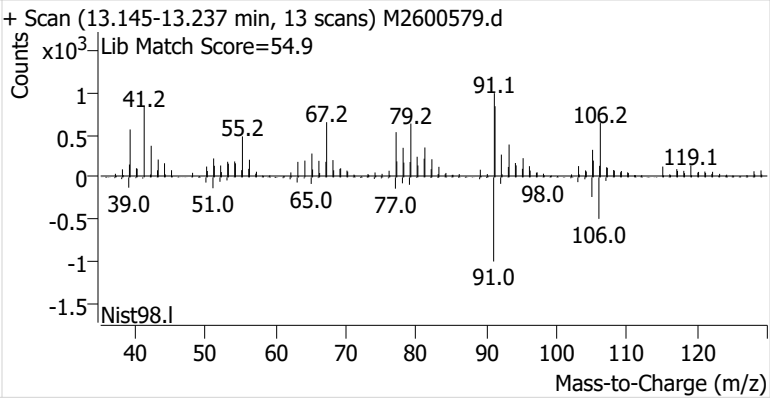

o-Xylene

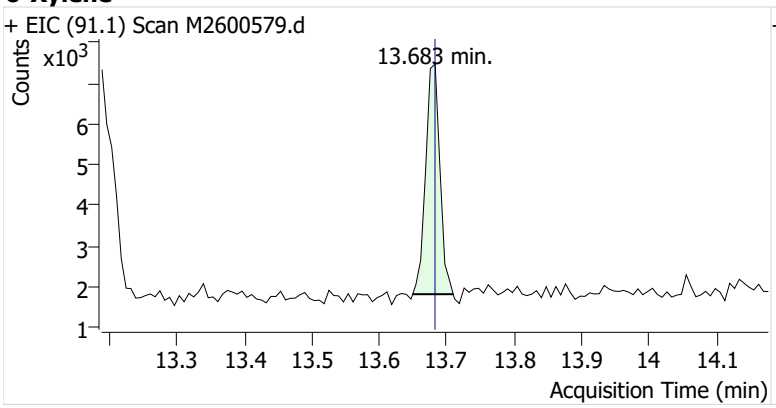
+ EIC (91.1) Scan M2600579.d
Counts
x10^3
13.683 min.
6
5
4
3
2
1
13.3
13.4
13.5
13.6
13.7
13.8
13.9
14
14.1
Acquisition Time (min)

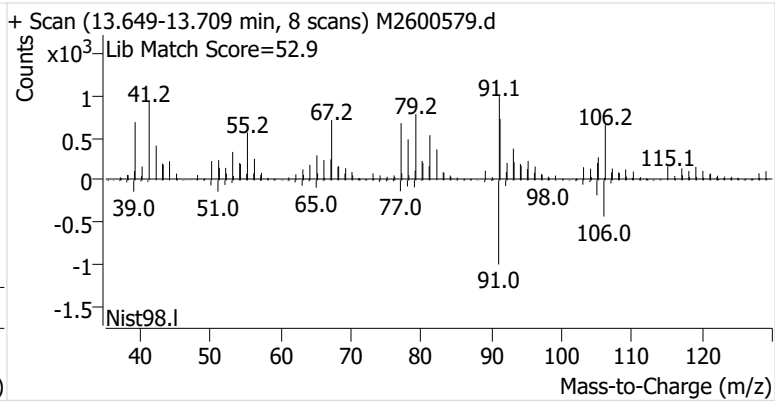
+ Scan (13.649-13.709 min, 8 scans) M2600579.d
Counts
x10^3
Lib Match Score=52.9
1
0.5
0
-0.5
-1
-1.5
41.2
55.2
67.2
79.2
91.1
106.2
115.1
39.0
51.0
65.0
77.0
98.0
106.0
91.0
Nist98.l
40
50
60
70
80
90
100
110
120
Mass-to-Charge (m/z)

Name	IRVSEA-13-S-20260120
Comment	B46947
Data File	M2600580.d
Acq. Date-Time	2/6/2026 1:48:07 AM
Acq. Method File	M325B-MTD
Tube Sorbent	Carbopack X
Analyze Quant Version	12.1
Report Quant Version	12.1

Sample Chromatogram

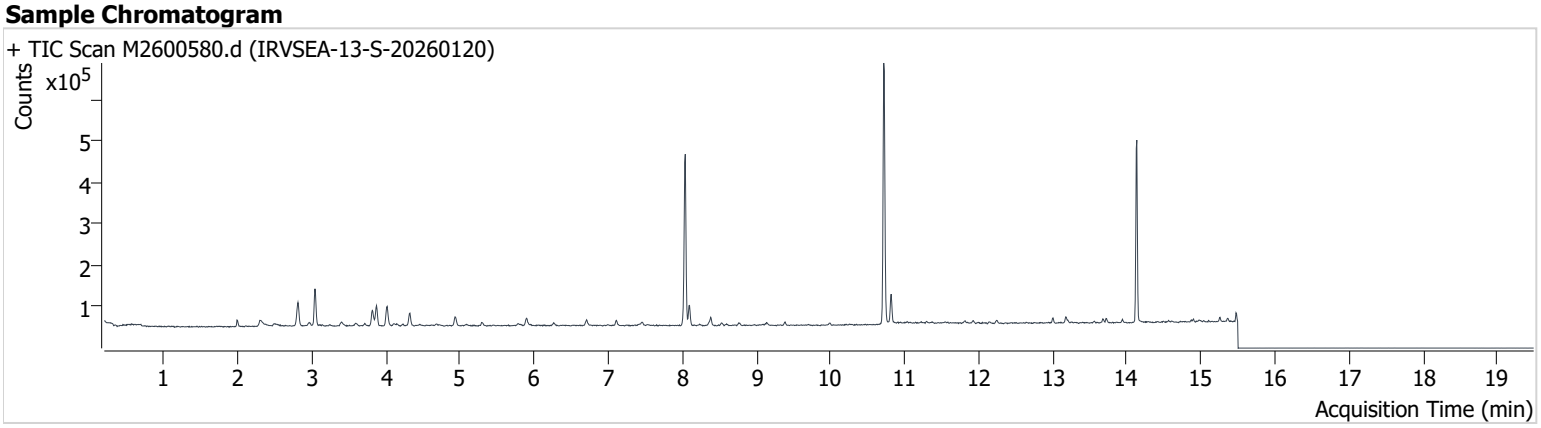

Name	ISTD	RT	ICAL RT	Resp.	Int. Flag
Benzene-d6 (IS)		8.038	8.038	371,666	
Benzene	Benzene-d6 (IS)	8.095	8.095	41,999	
Toluene-d8 (IS)		10.717	10.724	419,565	
Toluene	Toluene-d8 (IS)	10.817	10.817	45,163	
Ethylbenzene	Toluene-d8 (IS)	13.002	13.002	6,458	
m-/p-Xylenes	Toluene-d8 (IS)	13.181	13.181	10,756	
o-Xylene	Toluene-d8 (IS)	13.675	13.682	4,850	

Benzene-d6 (IS)

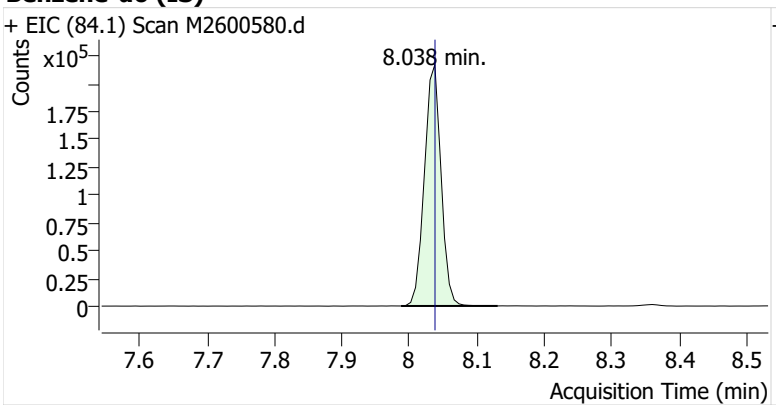

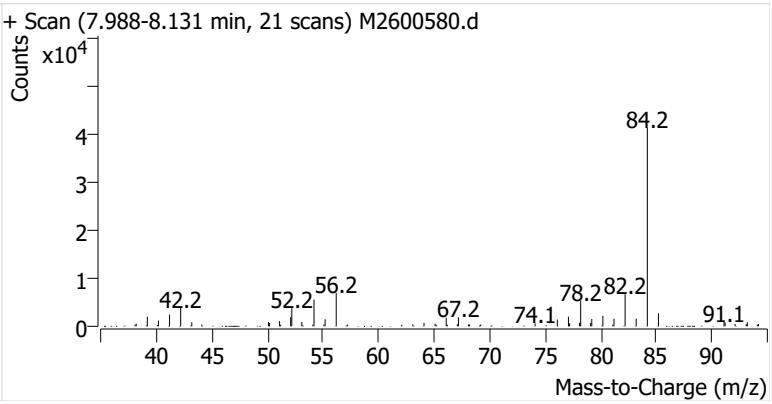

Benzene

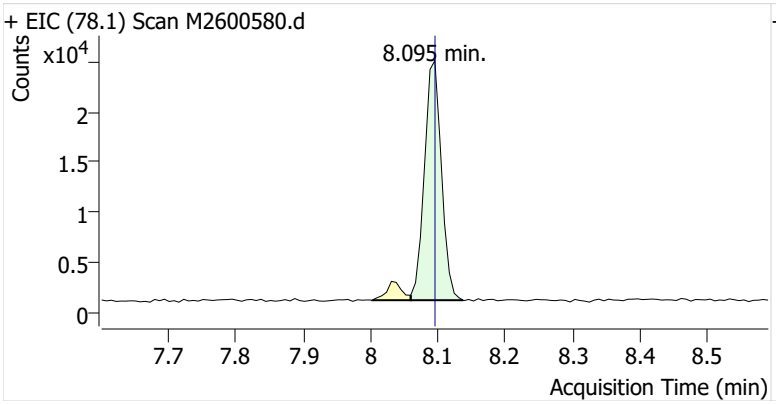

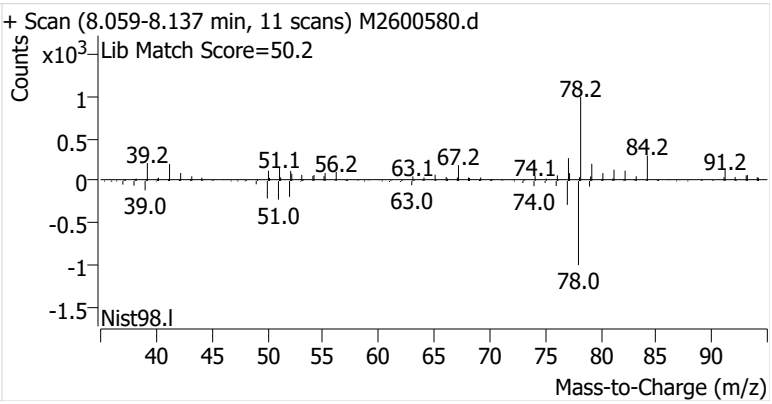

Toluene-d8 (IS)

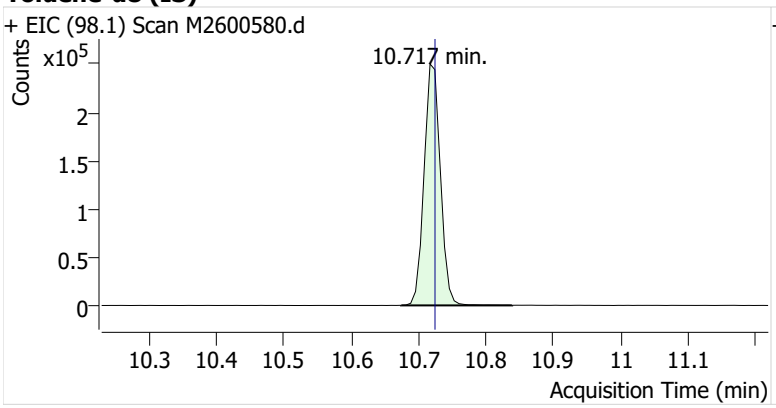

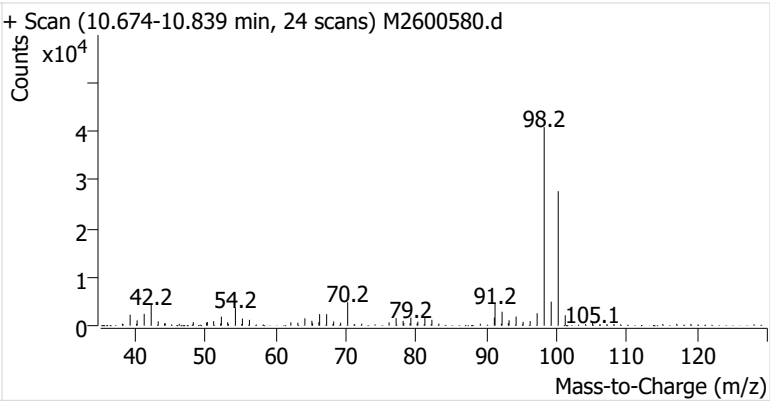

Toluene

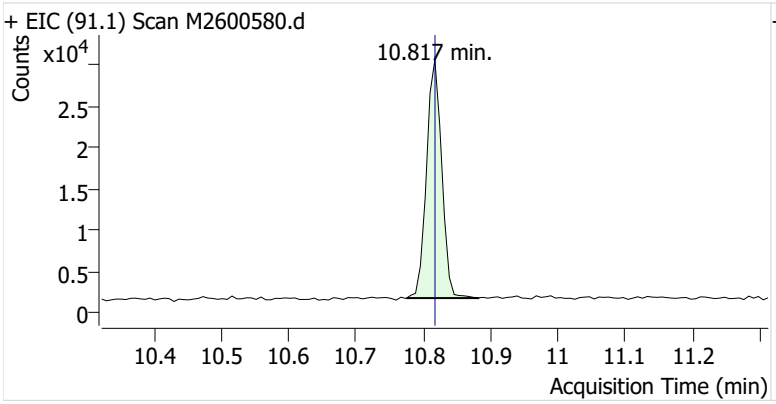

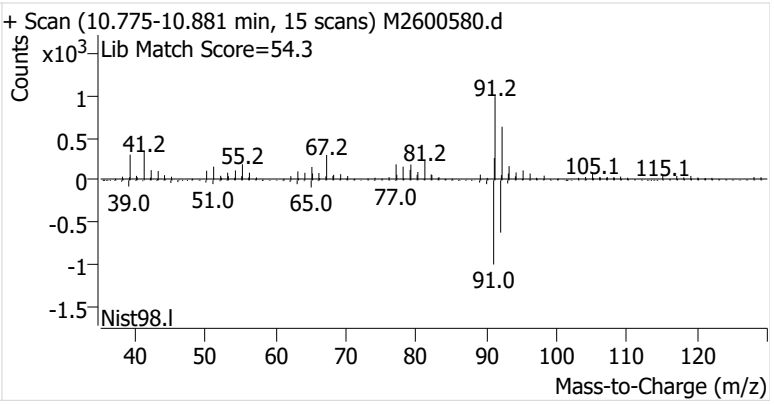

Ethylbenzene

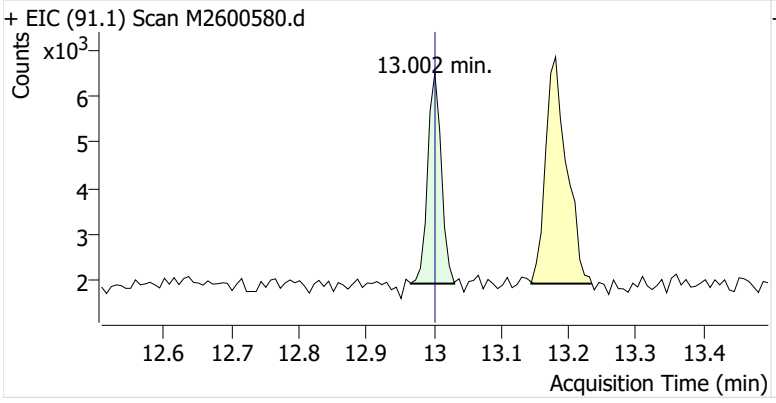

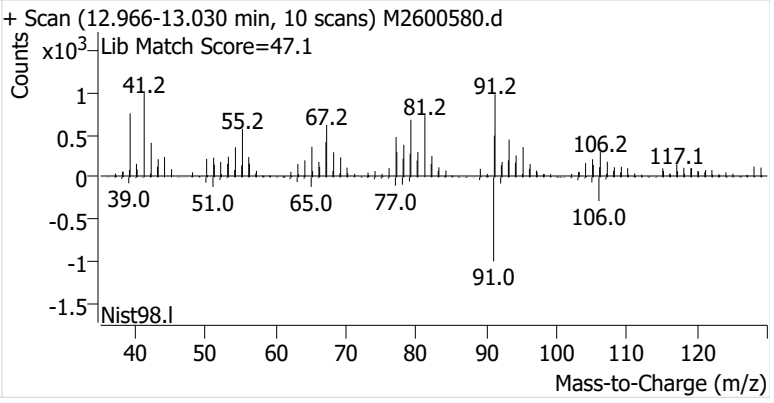

m-/p-Xylenes

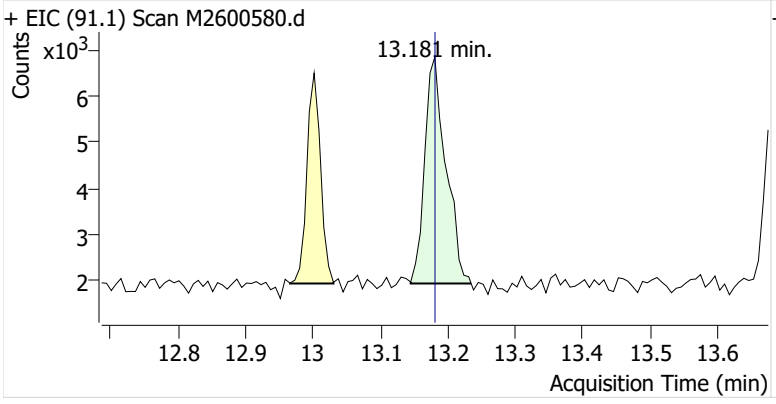

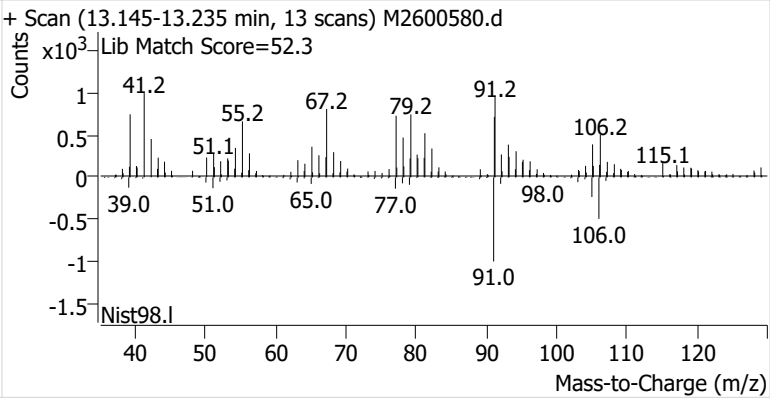

o-Xylene

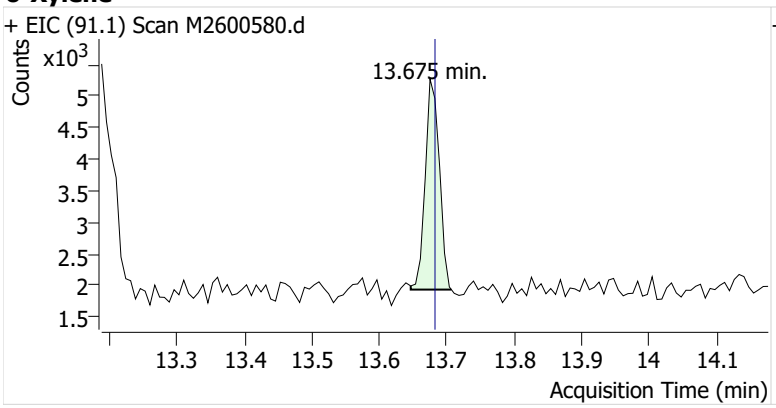
+ EIC (91.1) Scan M2600580.d
Counts
x10^3
13.675 min.
Acquisition Time (min)

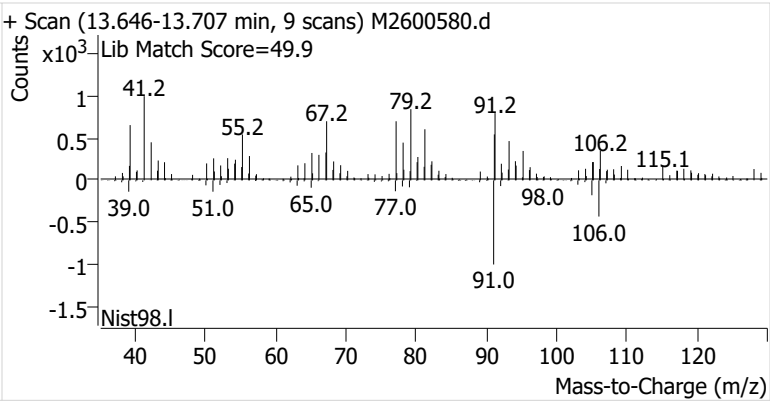
+ Scan (13.646-13.707 min, 9 scans) M2600580.d
Lib Match Score=49.9
Counts
x10^3
Nist98.l
Mass-to-Charge (m/z)

Name	IRVSEA-14-S-20260120
Comment	C37421
Data File	M2600581.d
Acq. Date-Time	2/6/2026 2:13:32 AM
Acq. Method File	M325B-MTD
Tube Sorbent	Carbopack X
Analyze Quant Version	12.1
Report Quant Version	12.1

Sample Chromatogram

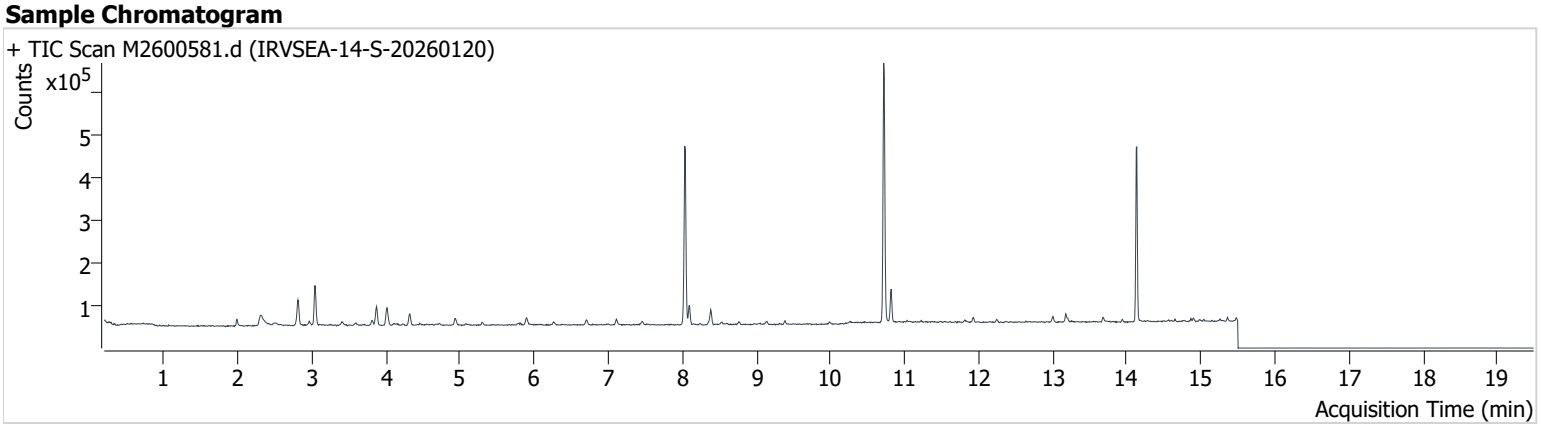

Name	ISTD	RT	ICAL RT	Resp.	Int. Flag
Benzene-d6 (IS)		8.031	8.038	379,968	
Benzene	Benzene-d6 (IS)	8.095	8.095	38,900	
Toluene-d8 (IS)		10.717	10.724	405,619	
Toluene	Toluene-d8 (IS)	10.817	10.817	50,663	
Ethylbenzene	Toluene-d8 (IS)	13.002	13.002	8,409	
m-/p-Xylenes	Toluene-d8 (IS)	13.174	13.181	12,784	
o-Xylene	Toluene-d8 (IS)	13.682	13.682	6,189	

Benzene-d6 (IS)

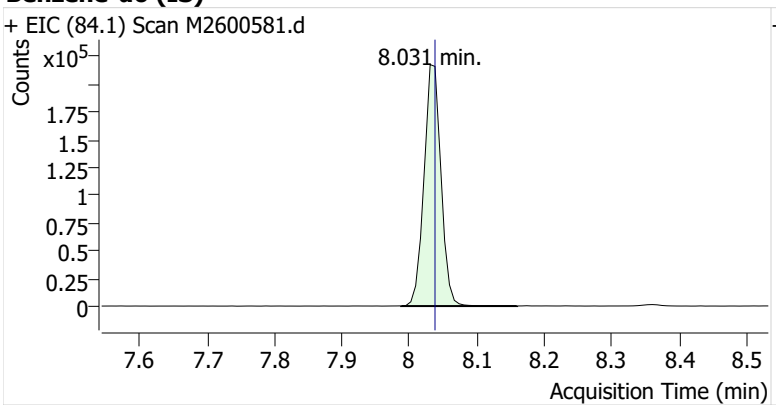

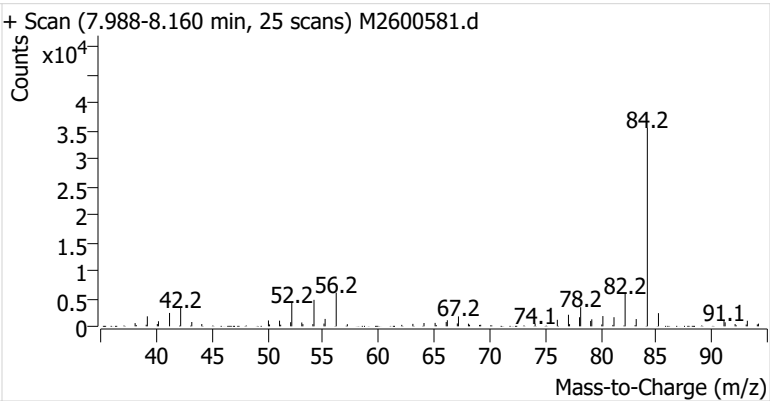

Benzene

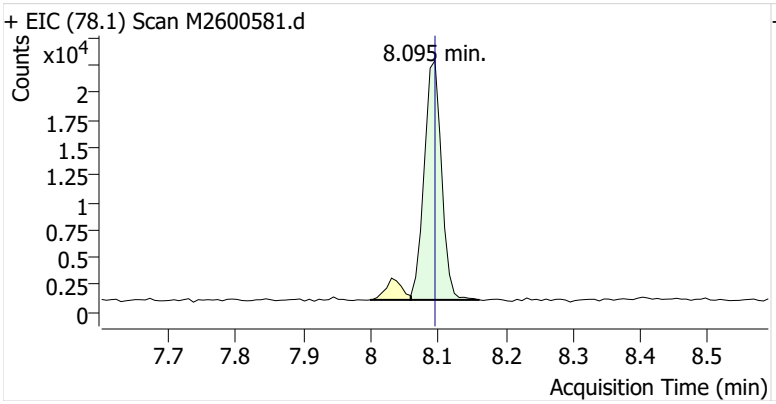

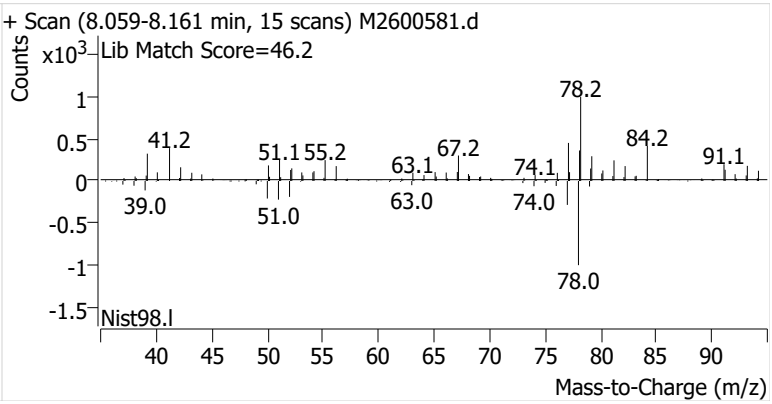

Toluene-d8 (IS)

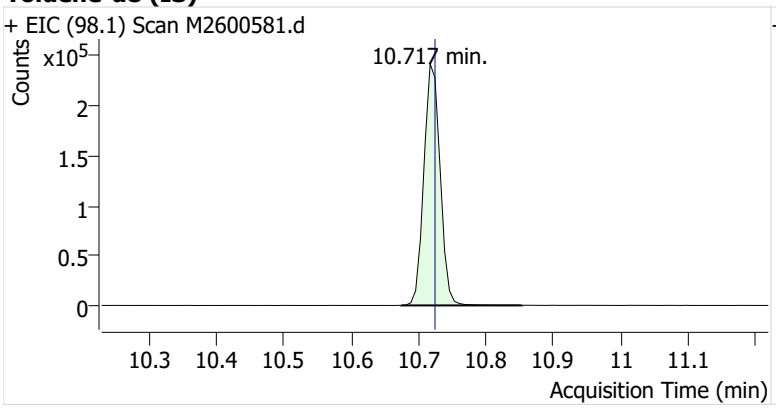

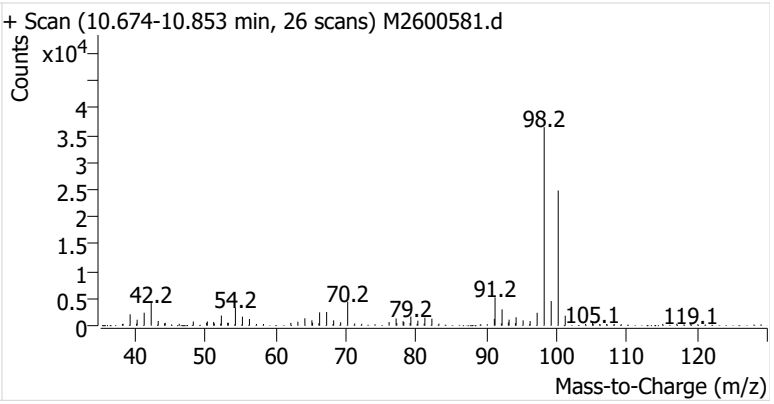

Toluene

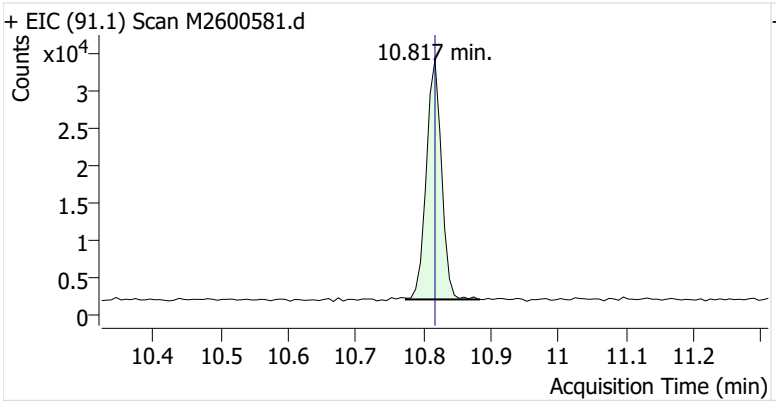

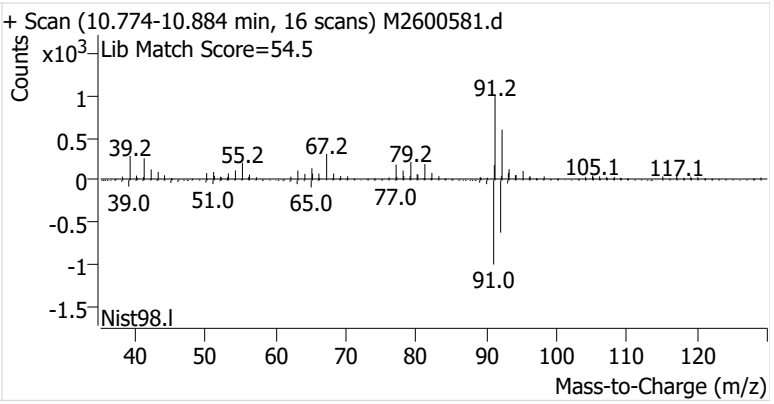

Ethylbenzene

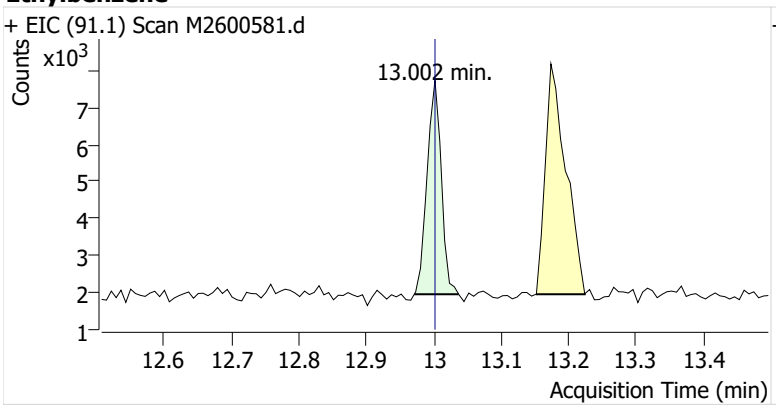

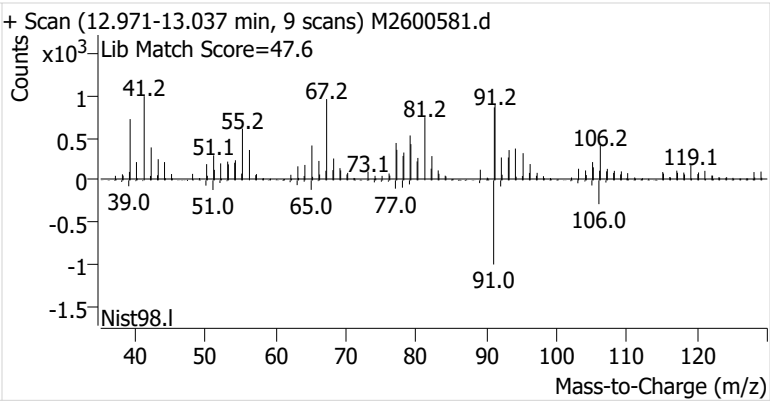

m-/p-Xylenes

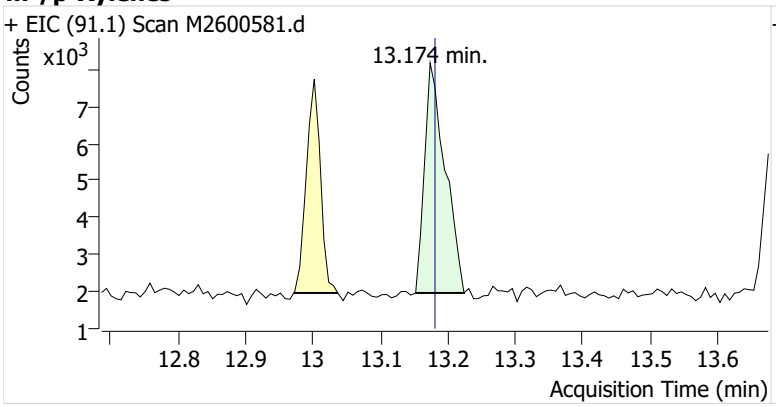

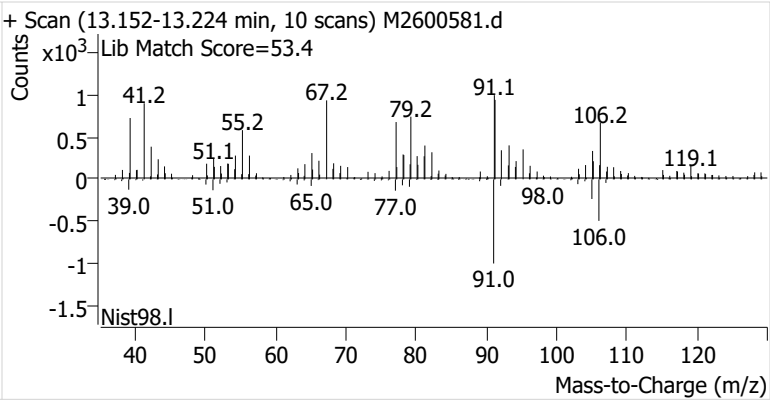

o-Xylene

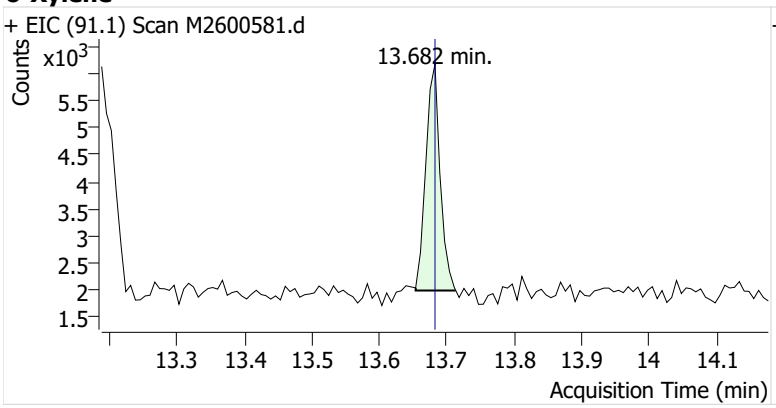
+ EIC (91.1) Scan M2600581.d
Counts
x10^3
13.682 min.
5.5
5
4.5
4
3.5
3
2.5
2
1.5
13.3
13.4
13.5
13.6
13.7
13.8
13.9
14
14.1
Acquisition Time (min)

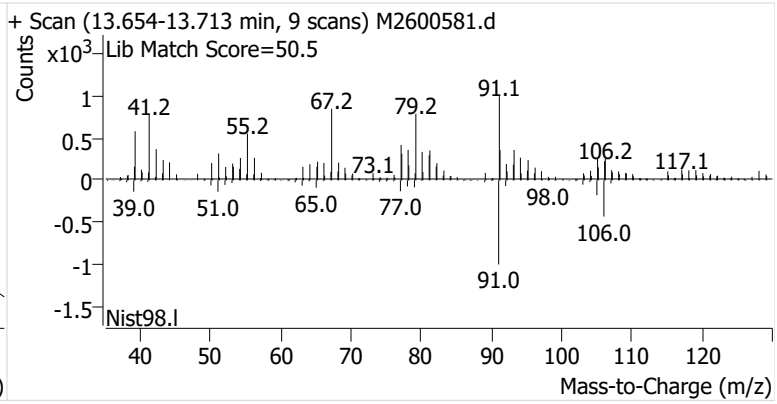
+ Scan (13.654-13.713 min, 9 scans) M2600581.d
Lib Match Score=50.5
Counts
x10^3
1
0.5
0
-0.5
-1
-1.5
41.2
55.2
67.2
79.2
91.1
73.1
106.2
117.1
39.0
51.0
65.0
77.0
98.0
106.0
91.0
Nist98.l
40
50
60
70
80
90
100
110
120
Mass-to-Charge (m/z)

Name	IRVSEA-15-S-20260120
Comment	C40696
Data File	M2600582.d
Acq. Date-Time	2/6/2026 2:38:54 AM
Acq. Method File	M325B-MTD
Tube Sorbent	Carbopack X
Analyze Quant Version	12.1
Report Quant Version	12.1

Sample Chromatogram

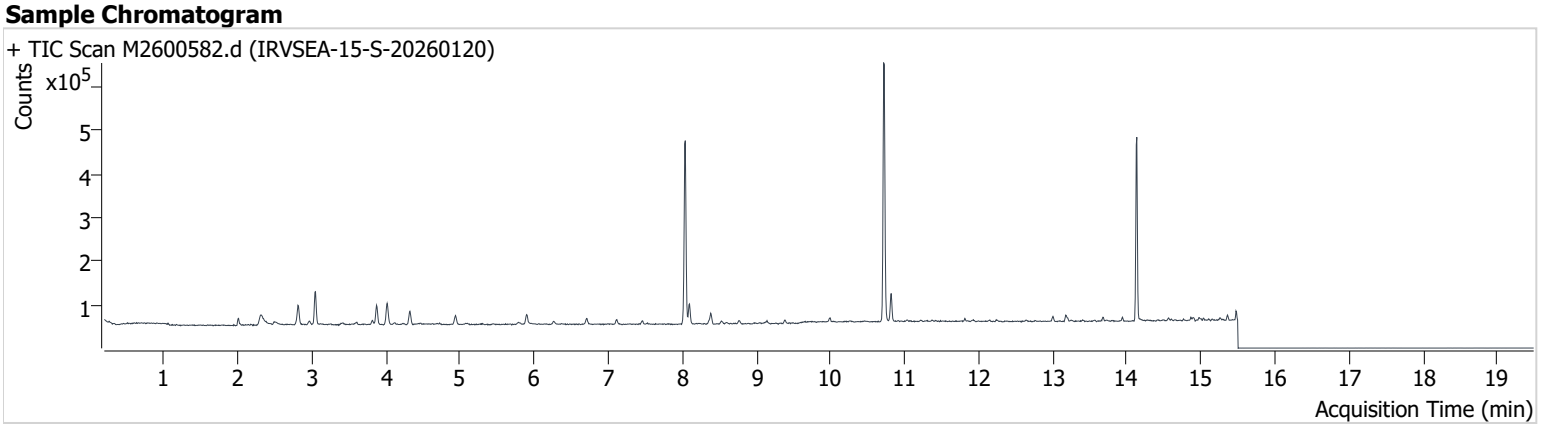

Name	ISTD	RT	ICAL RT	Resp.	Int. Flag
Benzene-d6 (IS)		8.038	8.038	384,818	
Benzene	Benzene-d6 (IS)	8.095	8.095	39,447	
Toluene-d8 (IS)		10.717	10.724	406,600	
Toluene	Toluene-d8 (IS)	10.817	10.817	42,621	
Ethylbenzene	Toluene-d8 (IS)	13.002	13.002	7,285	
m-/p-Xylenes	Toluene-d8 (IS)	13.181	13.181	10,133	
o-Xylene	Toluene-d8 (IS)	13.675	13.682	4,501	

Benzene-d6 (IS)

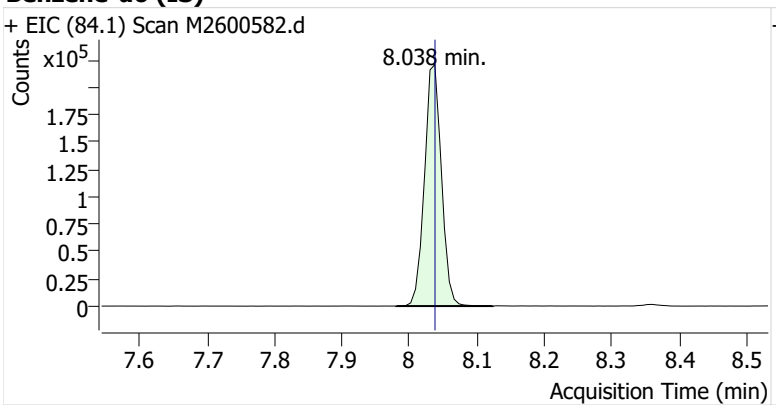

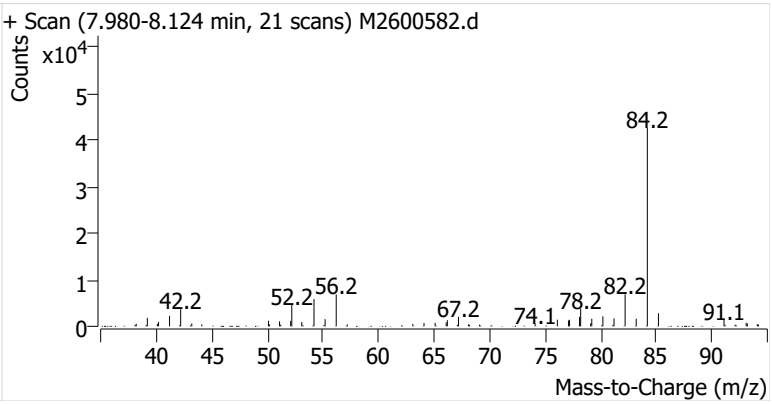

Benzene

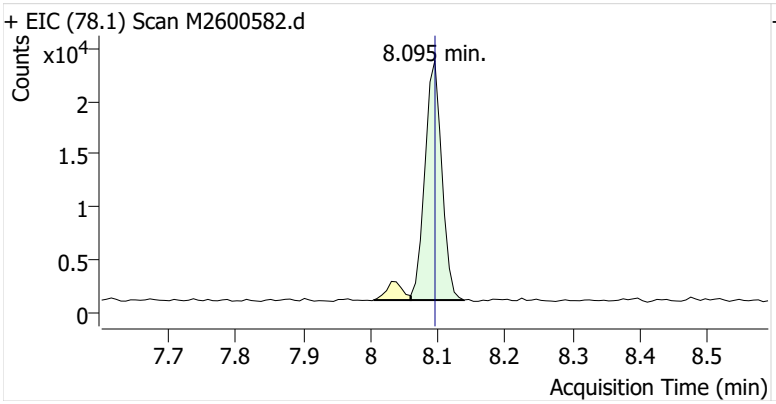

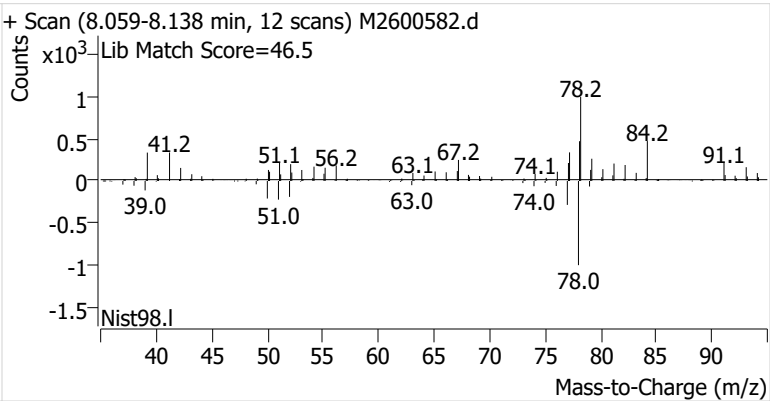

Toluene-d8 (IS)

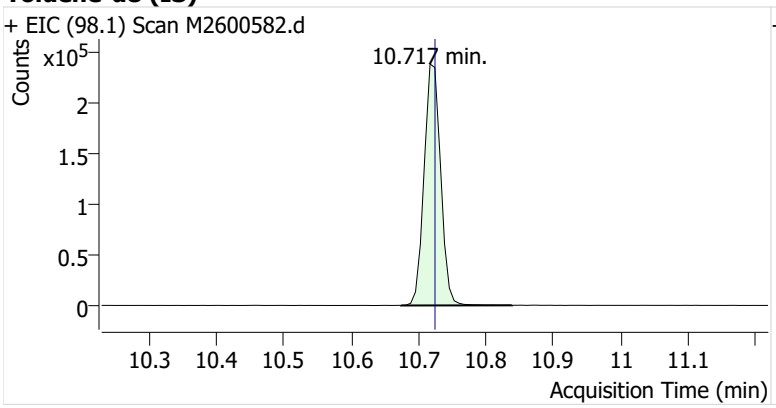

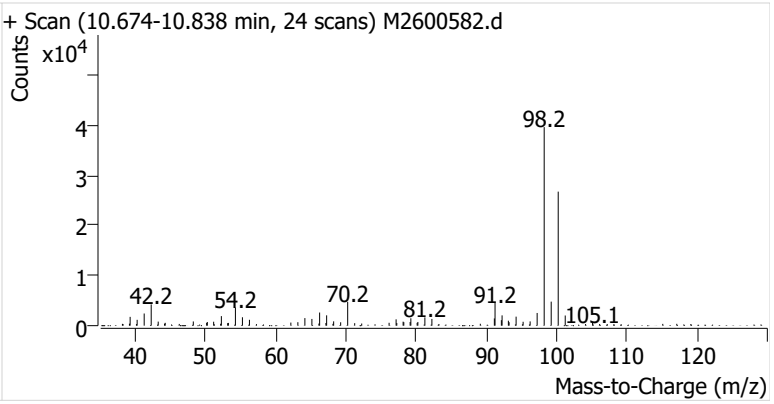

Toluene

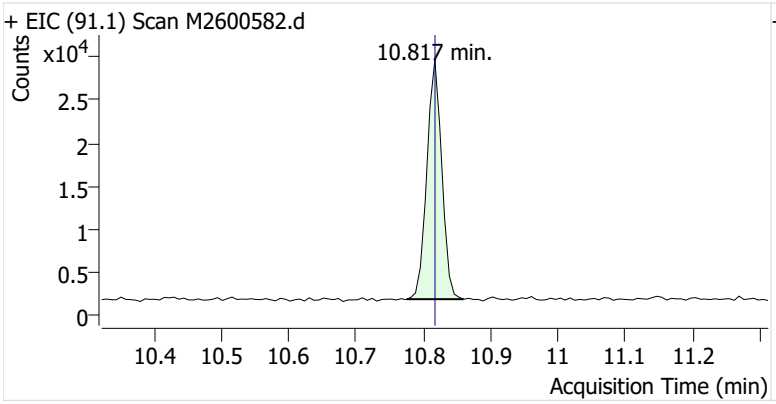

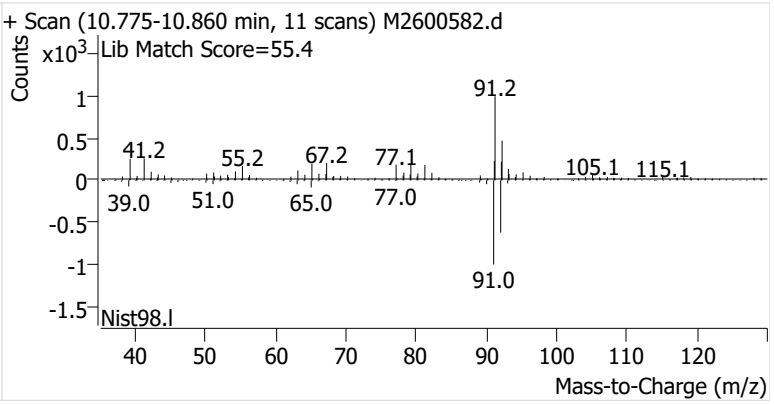

Ethylbenzene

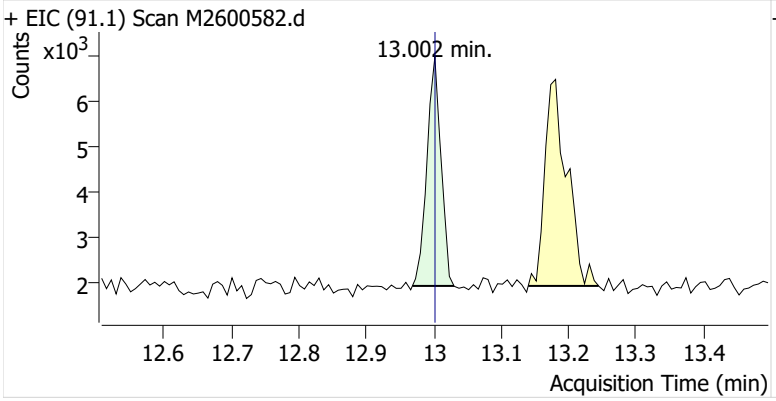

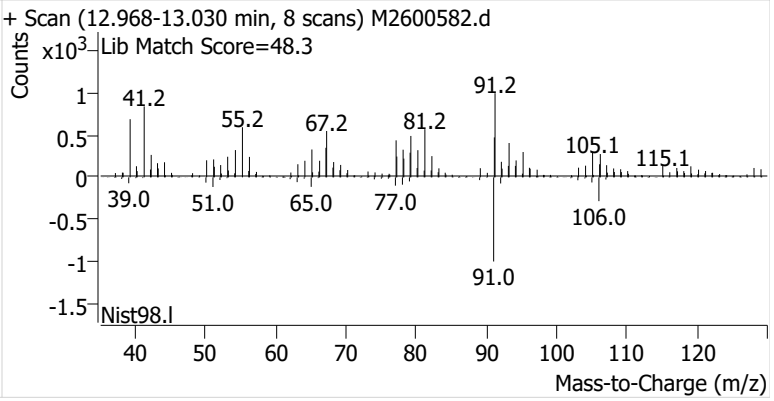

m-/p-Xylenes

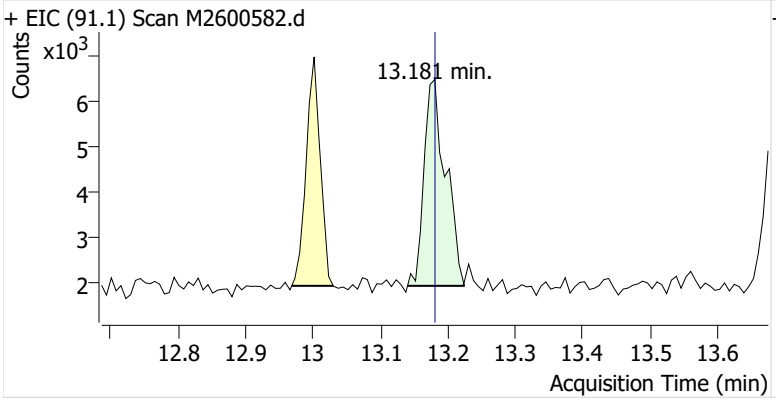

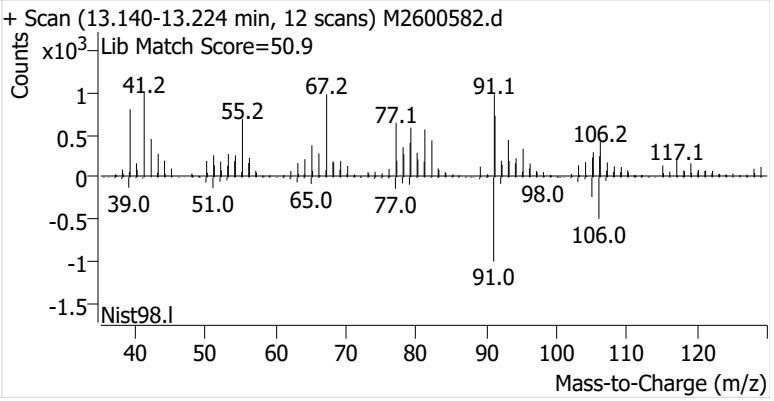

o-Xylene

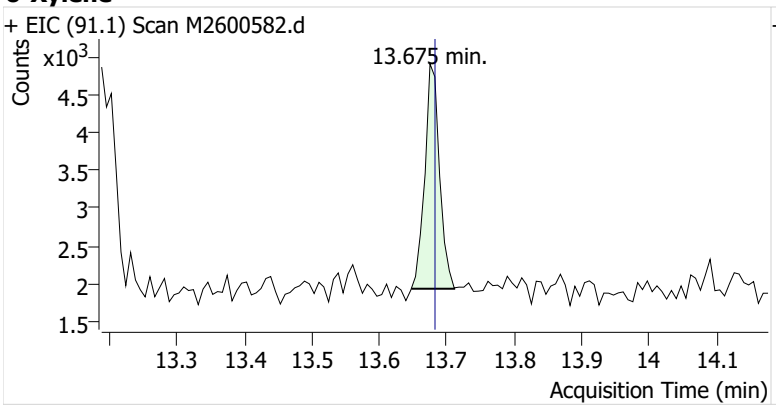
+ EIC (91.1) Scan M2600582.d
Counts
x10^3
13.675 min.
4.5
4
3.5
3
2.5
2
1.5
13.3
13.4
13.5
13.6
13.7
13.8
13.9
14
14.1
Acquisition Time (min)

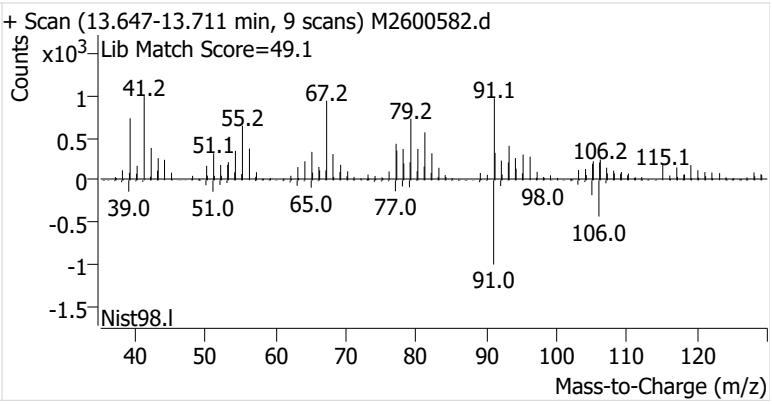
+ Scan (13.647-13.711 min, 9 scans) M2600582.d
Counts
x10^3
Lib Match Score=49.1
41.2
55.2
67.2
79.2
91.1
51.1
106.2
115.1
98.0
39.0
51.0
65.0
77.0
106.0
91.0
1
0.5
0
-0.5
-1
-1.5
Nist98.l
40
50
60
70
80
90
100
110
120
Mass-to-Charge (m/z)

Name	IRVSEA-16-S-20260120
Comment	B46105
Data File	M2600583.d
Acq. Date-Time	2/6/2026 3:04:24 AM
Acq. Method File	M325B-MTD
Tube Sorbent	Carbopack X
Analyze Quant Version	12.1
Report Quant Version	12.1

Sample Chromatogram

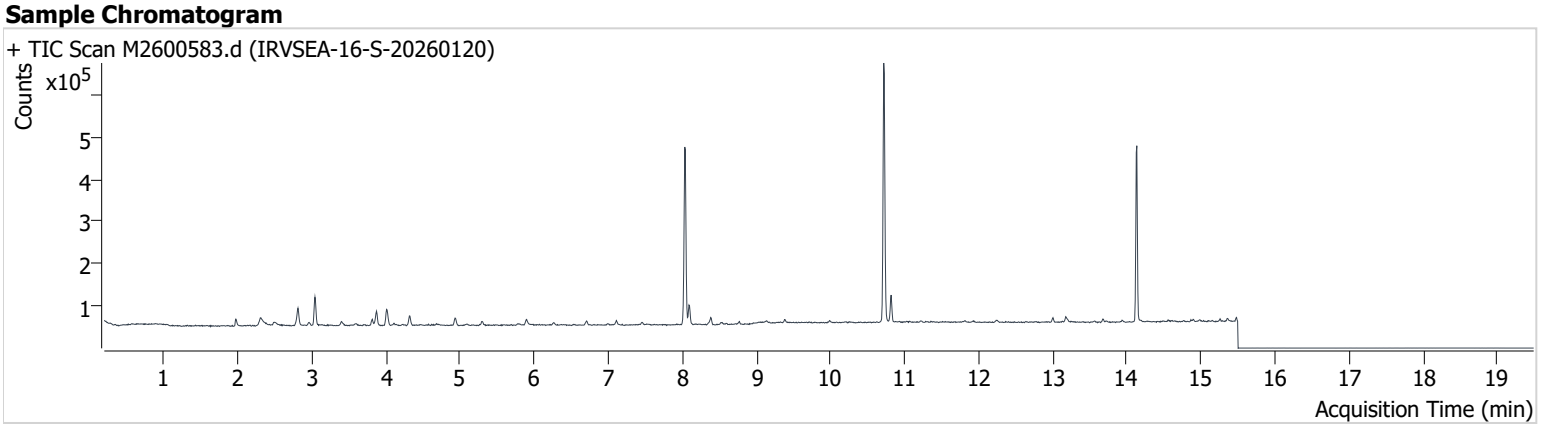

Name	ISTD	RT	ICAL RT	Resp.	Int. Flag
Benzene-d6 (IS)		8.031	8.038	390,397	
Benzene	Benzene-d6 (IS)	8.088	8.095	39,675	
Toluene-d8 (IS)		10.717	10.724	409,542	
Toluene	Toluene-d8 (IS)	10.817	10.817	41,297	
Ethylbenzene	Toluene-d8 (IS)	13.002	13.002	6,589	
m-/p-Xylenes	Toluene-d8 (IS)	13.174	13.181	9,451	
o-Xylene	Toluene-d8 (IS)	13.675	13.682	4,083	

Benzene-d6 (IS)

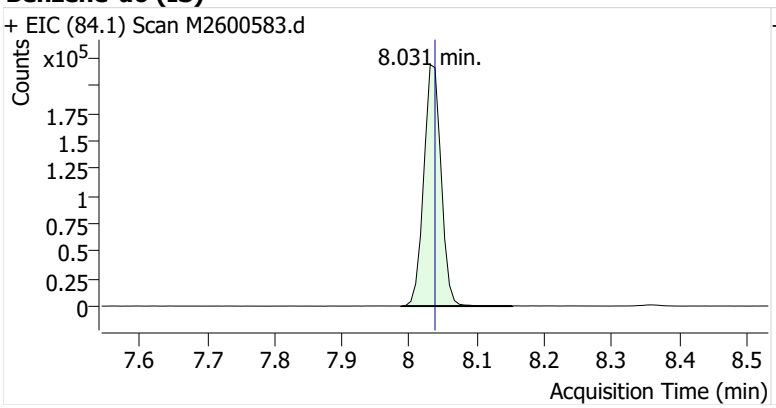

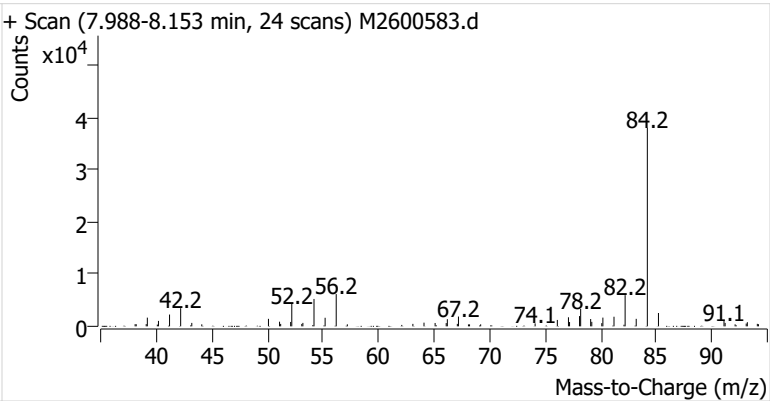

Benzene

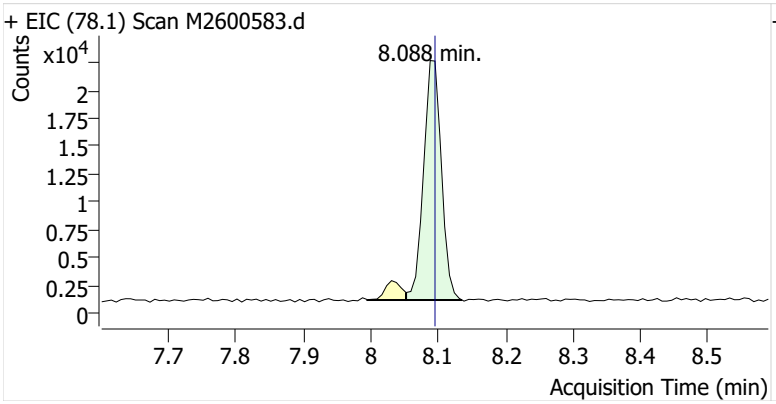

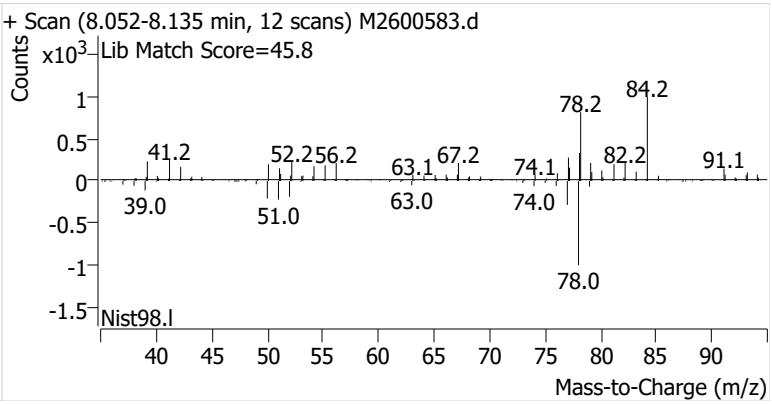

Toluene-d8 (IS)

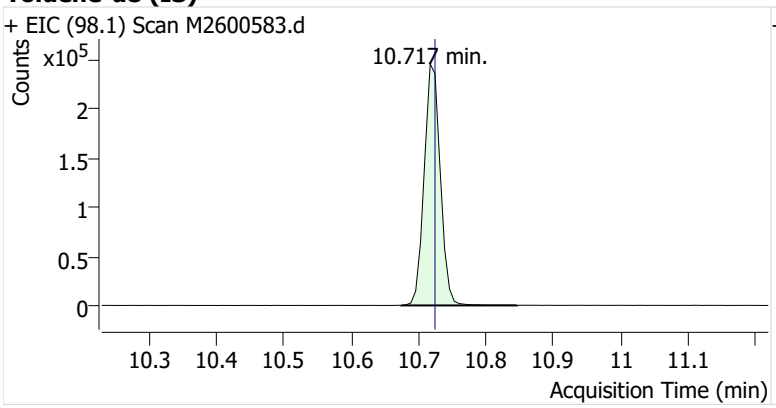

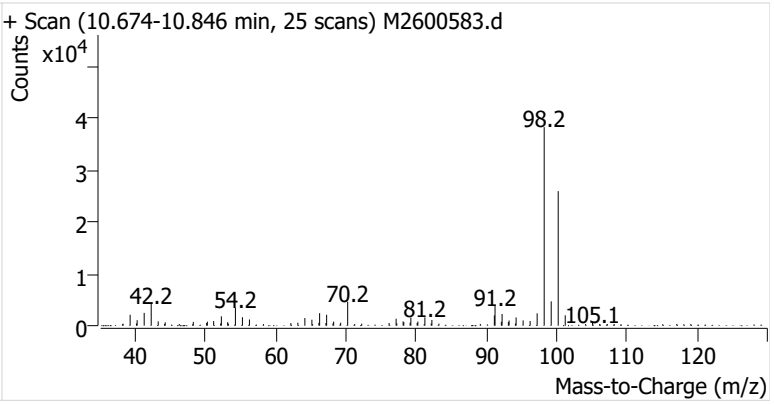

Toluene

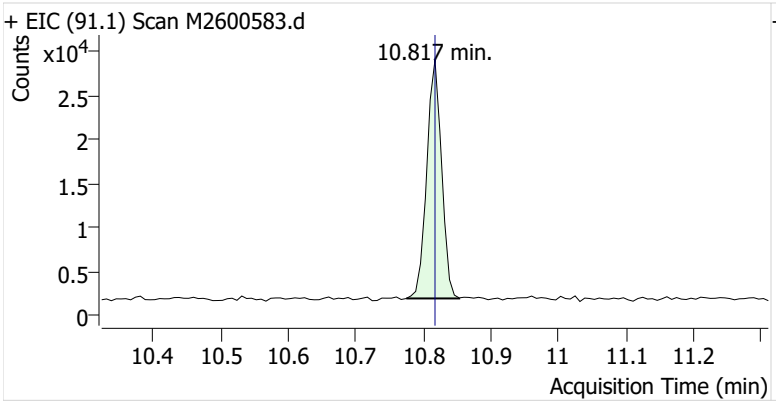

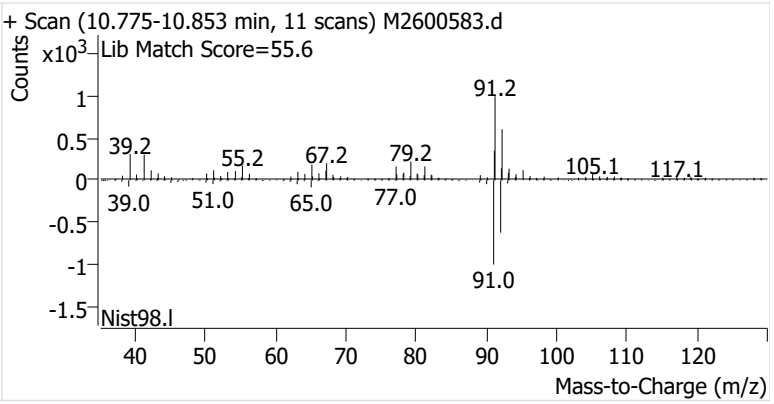

Ethylbenzene

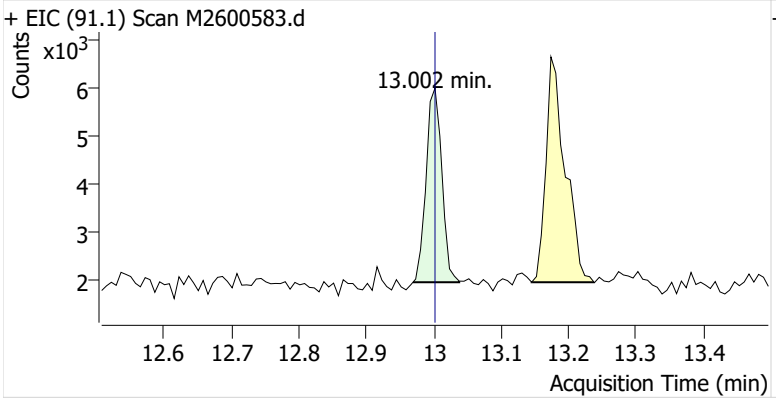

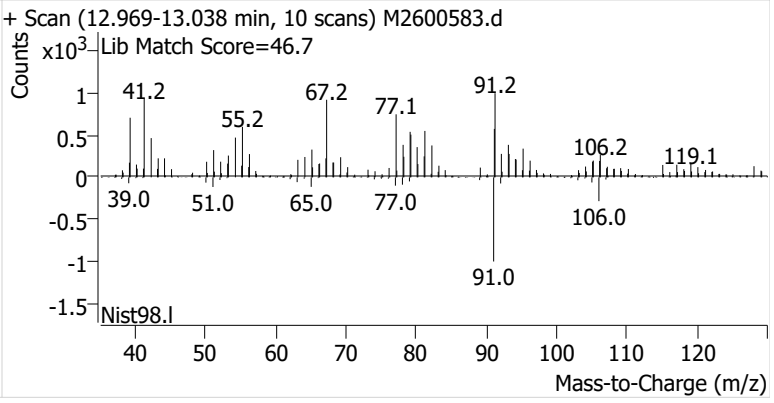

m-/p-Xylenes

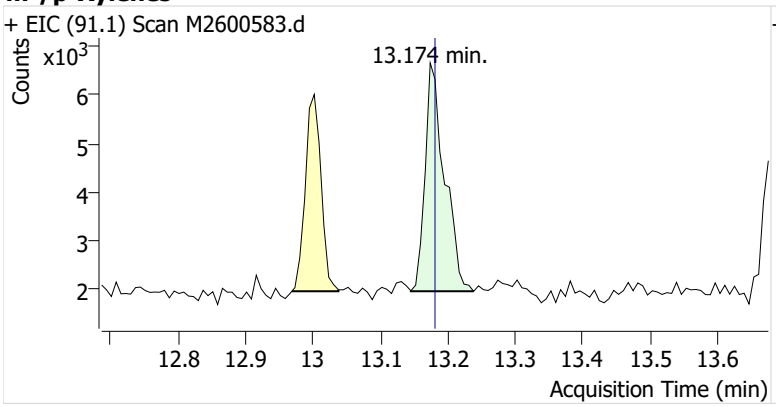

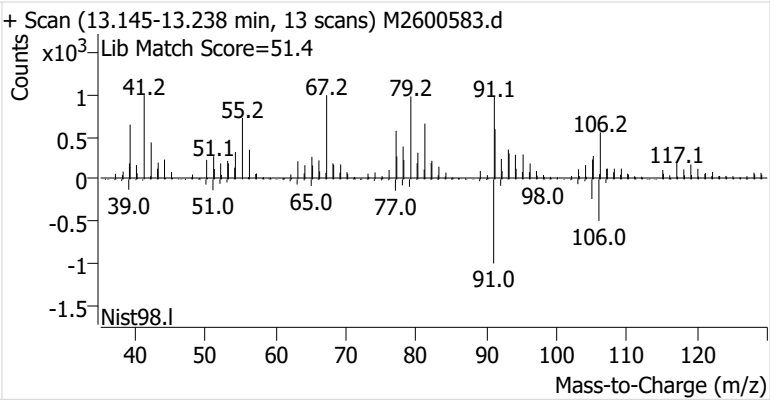

o-Xylene

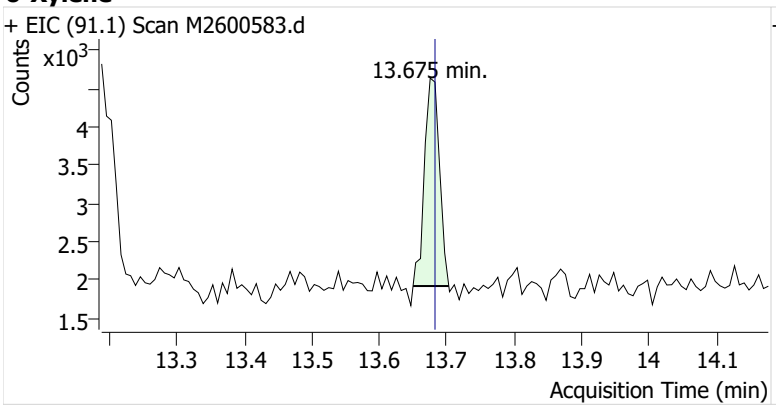
+ EIC (91.1) Scan M2600583.d
Counts
x10^3
13.675 min.
4
3.5
3
2.5
2
1.5
13.3
13.4
13.5
13.6
13.7
13.8
13.9
14
14.1
Acquisition Time (min)

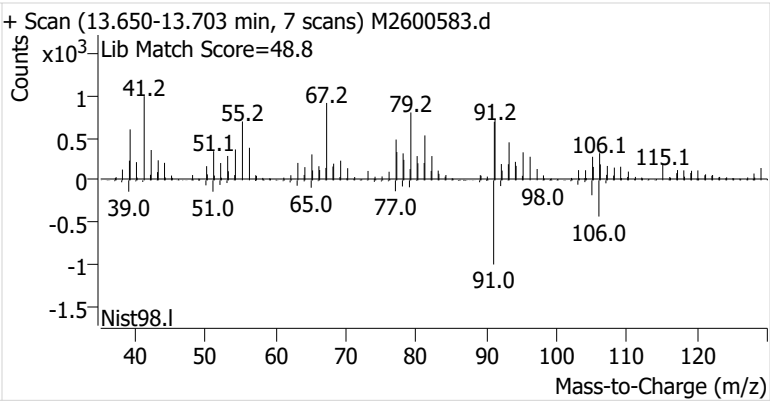
+ Scan (13.650-13.703 min, 7 scans) M2600583.d
Lib Match Score=48.8
Counts
x10^3
41.2
55.2
67.2
79.2
91.2
51.1
106.1
115.1
1
0.5
0
-0.5
-1
-1.5
39.0
51.0
65.0
77.0
98.0
106.0
91.0
Nist98.l
40
50
60
70
80
90
100
110
120
Mass-to-Charge (m/z)

Name	IRVSEA-17-S-20260120
Comment	C43235
Data File	M2600584.d
Acq. Date-Time	2/6/2026 3:29:51 AM
Acq. Method File	M325B-MTD
Tube Sorbent	Carbopack X
Analyze Quant Version	12.1
Report Quant Version	12.1

Sample Chromatogram

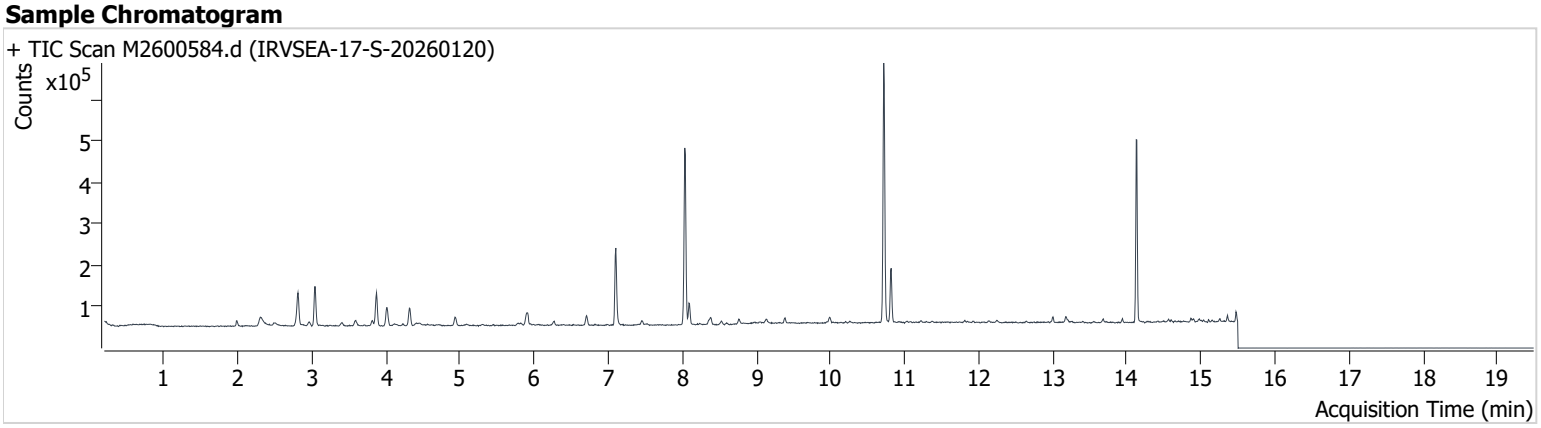

Name	ISTD	RT	ICAL RT	Resp.	Int. Flag
Benzene-d6 (IS)		8.031	8.038	389,147	
Benzene	Benzene-d6 (IS)	8.088	8.095	44,450	
Toluene-d8 (IS)		10.717	10.724	407,957	
Toluene	Toluene-d8 (IS)	10.817	10.817	88,713	
Ethylbenzene	Toluene-d8 (IS)	13.002	13.002	9,145	
m-/p-Xylenes	Toluene-d8 (IS)	13.174	13.181	10,816	
o-Xylene	Toluene-d8 (IS)	13.683	13.682	4,894	

Benzene-d6 (IS)

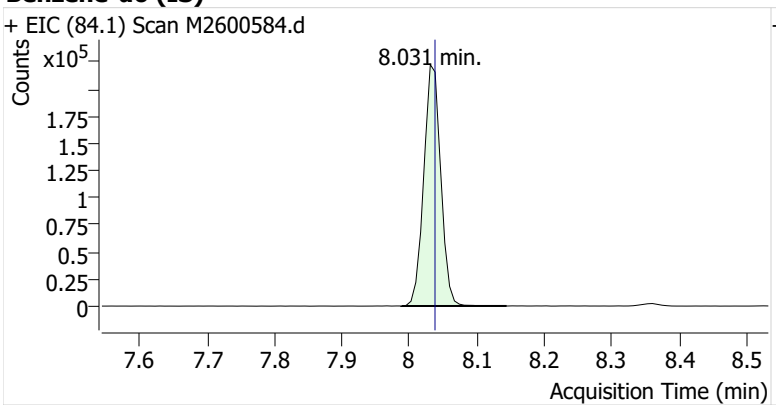

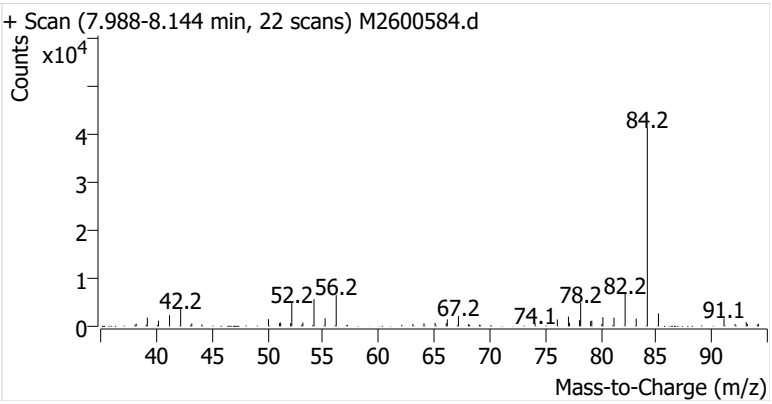

Benzene

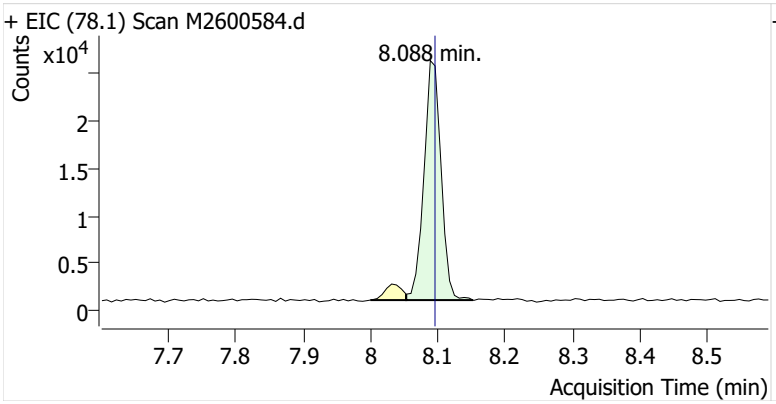

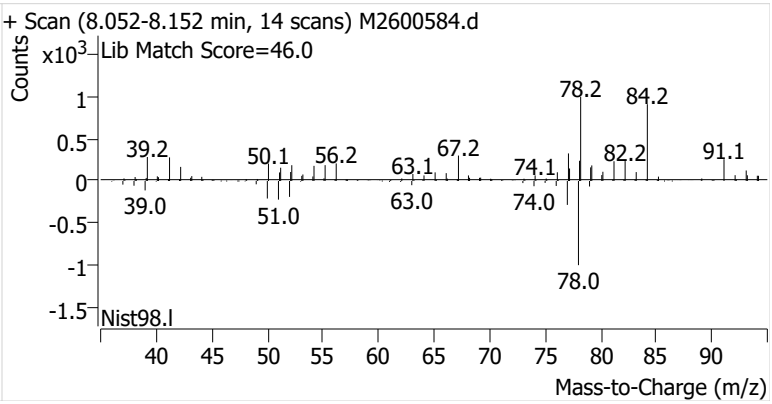

Toluene-d8 (IS)

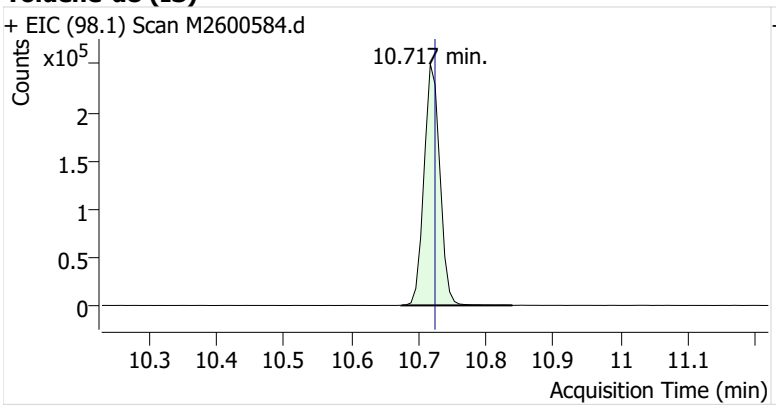

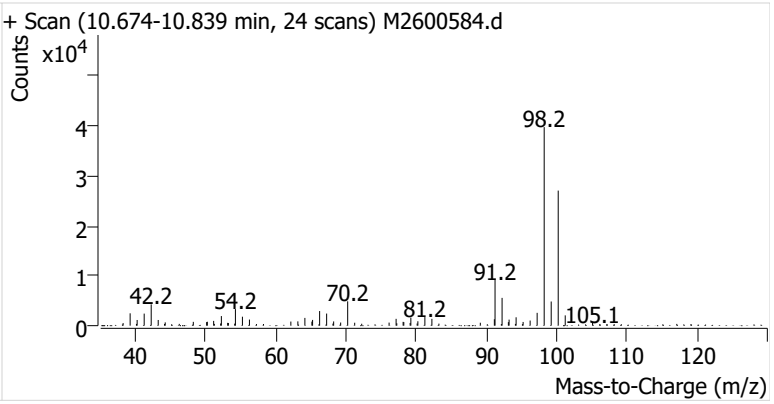

Toluene

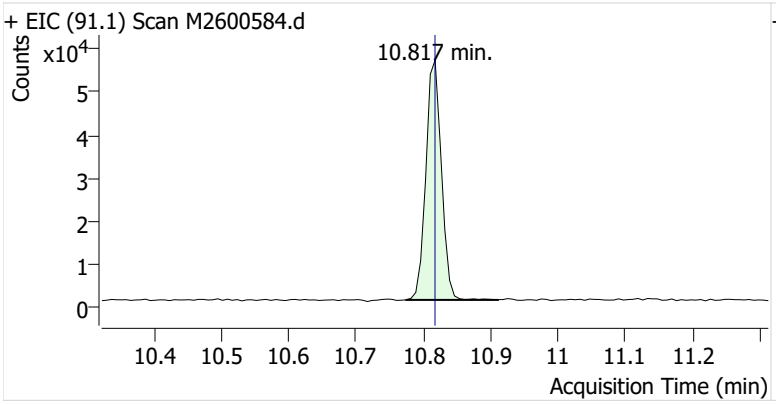

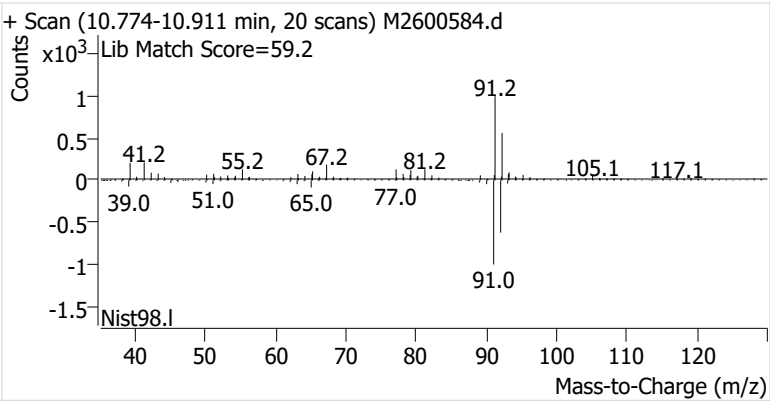

Ethylbenzene

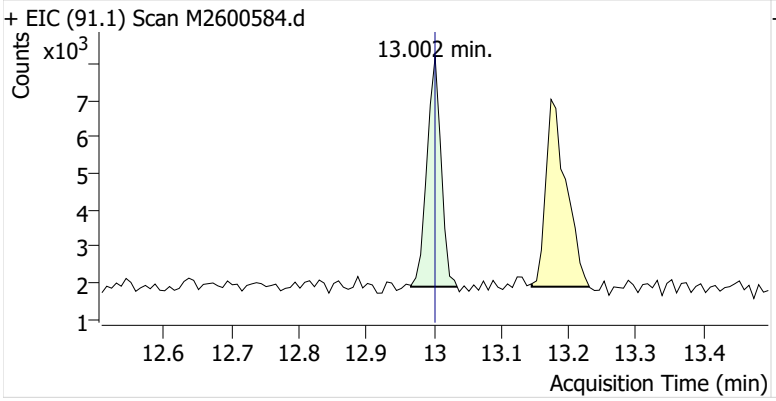

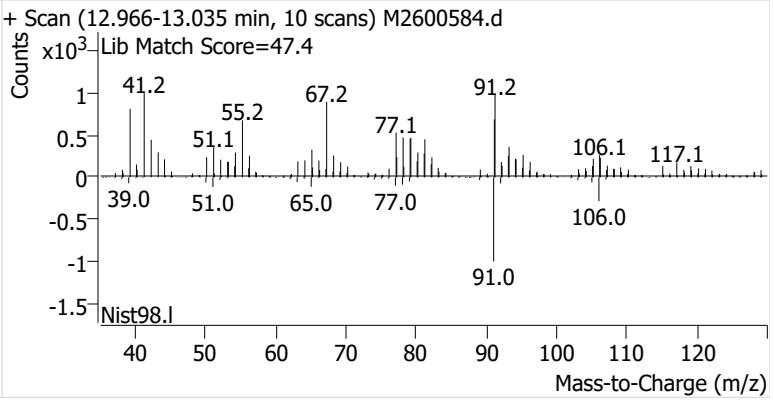

m-/p-Xylenes

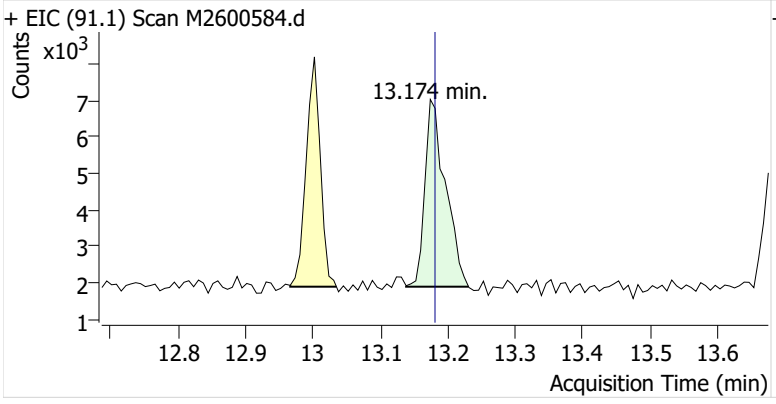

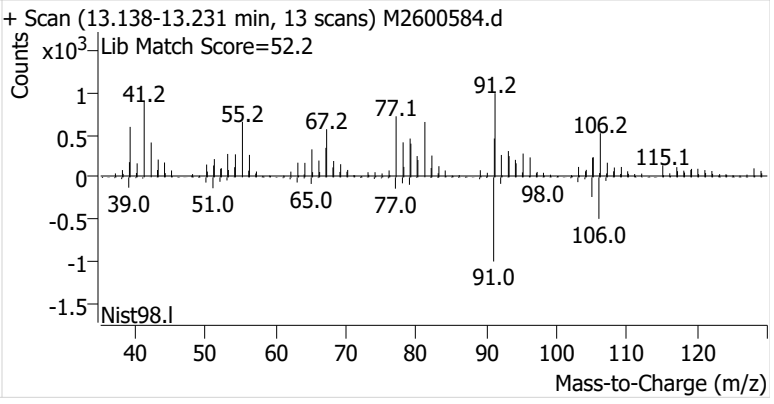

o-Xylene

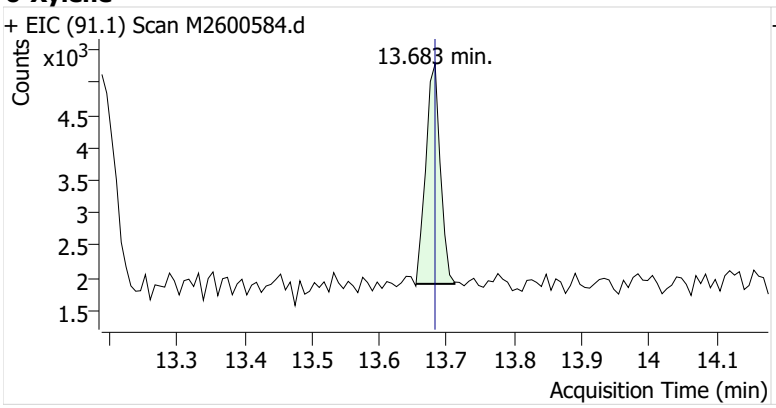
+ EIC (91.1) Scan M2600584.d
Counts
x10^3
13.683 min.
4.5
4
3.5
3
2.5
2
1.5
13.3
13.4
13.5
13.6
13.7
13.8
13.9
14
14.1
Acquisition Time (min)

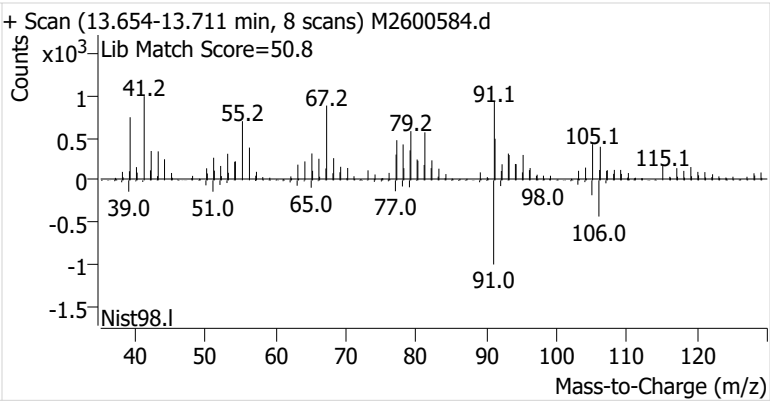
+ Scan (13.654-13.711 min, 8 scans) M2600584.d
Lib Match Score=50.8
Counts
x10^3
1
0.5
0
-0.5
-1
-1.5
41.2
55.2
67.2
79.2
91.1
105.1
115.1
39.0
51.0
65.0
77.0
98.0
106.0
91.0
Nist98.l
40
50
60
70
80
90
100
110
120
Mass-to-Charge (m/z)

Initial Calibration

Enthalpy Analytical

Company: Montrose Air Quality Services, LLC - New Jersey
Job No.: 2026GG103-1 EPA Method 325B Analysis
Client No.: PROJ-050105 Site: Irving Oil - Searsport

Calibration Curves

Method	Compound	Level	Cal File	Amount (ng)	Area	ISTD Amt (ng)	ISTD Area	RRF	Dev
M012026A_CC185154_R1	Benzene	1	M2600319.d	6.00	47291	56.0	381045	1.158	0.12
M012026A_CC185154_R1	Benzene	2	M2600320.d	12.01	83887	56.0	380400	1.029	-0.0015
M012026A_CC185154_R1	Benzene	3	M2600321.d	24.01	168805	56.0	376299	1.046	0.016
M012026A_CC185154_R1	Benzene	4	M2600322.d	48.03	327386	56.0	372850	1.024	-0.006
M012026A_CC185154_R1	Benzene	5	M2600323.d	120.07	782762	56.0	373607	0.977	-0.051
M012026A_CC185154_R1	Benzene	6	M2600324.d	240.14	1563679	56.0	371027	0.983	-0.046
M012026A_CC185154_R1	Benzene	7	M2600325.d	720.42	4754251	56.0	371746	0.994	-0.035
						Avg:	375282	1.030	
						%RSD:	1.1%	6.0%	
M012026A_CC185154_R1	Toluene	1	M2600319.d	5.27	48504	65.7	405524	1.489	0.21
M012026A_CC185154_R1	Toluene	2	M2600320.d	10.55	82026	65.7	395866	1.290	0.046
M012026A_CC185154_R1	Toluene	3	M2600321.d	21.09	168126	65.7	395224	1.324	0.073
M012026A_CC185154_R1	Toluene	4	M2600322.d	42.18	327584	65.7	398897	1.278	0.036
M012026A_CC185154_R1	Toluene	5	M2600323.d	105.46	718794	65.7	394499	1.134	-0.081
M012026A_CC185154_R1	Toluene	6	M2600324.d	210.92	1454148	65.7	394406	1.148	-0.07
M012026A_CC185154_R1	Toluene	7	M2600325.d	632.75	3721714	65.7	397058	0.973	-0.21
						Avg:	397353	1.234	
						%RSD:	1.0%	13.4%	
M012026A_CC185154_R1	Ethylbenzene	1	M2600319.d	5.48	52452	65.7	405524	1.550	0.092
M012026A_CC185154_R1	Ethylbenzene	2	M2600320.d	10.96	97997	65.7	395866	1.483	0.045
M012026A_CC185154_R1	Ethylbenzene	3	M2600321.d	21.92	212293	65.7	395224	1.609	0.13
M012026A_CC185154_R1	Ethylbenzene	4	M2600322.d	43.84	421948	65.7	398897	1.584	0.12
M012026A_CC185154_R1	Ethylbenzene	5	M2600323.d	109.60	868249	65.7	394499	1.318	-0.071
M012026A_CC185154_R1	Ethylbenzene	6	M2600324.d	219.21	1748598	65.7	394406	1.328	-0.065
M012026A_CC185154_R1	Ethylbenzene	7	M2600325.d	657.62	4235151	65.7	397058	1.065	-0.25
						Avg:	397353	1.420	
						%RSD:	1.0%	13.7%	
M012026A_CC185154_R1	m-/p-Xylenes	1	M2600319.d	6.14	46914	65.7	405524	1.237	0.046
M012026A_CC185154_R1	m-/p-Xylenes	2	M2600320.d	12.28	91320	65.7	395866	1.233	0.042
M012026A_CC185154_R1	m-/p-Xylenes	3	M2600321.d	24.57	194398	65.7	395224	1.315	0.11
M012026A_CC185154_R1	m-/p-Xylenes	4	M2600322.d	49.13	385594	65.7	398897	1.292	0.092
M012026A_CC185154_R1	m-/p-Xylenes	5	M2600323.d	122.84	796581	65.7	394499	1.079	-0.088
M012026A_CC185154_R1	m-/p-Xylenes	6	M2600324.d	245.67	1569012	65.7	394406	1.063	-0.1
M012026A_CC185154_R1	m-/p-Xylenes	7	M2600325.d	737.01	4731379	65.7	397058	1.062	-0.1
						Avg:	397353	1.183	
						%RSD:	1.0%	9.4%	
M012026A_CC185154_R1	o-Xylene	1	M2600319.d	5.71	44619	65.7	405524	1.265	0.069
M012026A_CC185154_R1	o-Xylene	2	M2600320.d	11.42	85697	65.7	395866	1.244	0.051
M012026A_CC185154_R1	o-Xylene	3	M2600321.d	22.85	185018	65.7	395224	1.345	0.14

Enthalpy Analytical

Company: Montrose Air Quality Services, LLC - New Jersey
Job No.: 2026GG103-1 EPA Method 325B Analysis
Client No.: PROJ-050105 Site: Irving Oil - Searsport

Calibration Curves

Method	Compound	Level	Cal File	Amount (ng)	Area	ISTD Amt (ng)	ISTD Area	RRF	Dev
M012026A_CC185154_R1	o-Xylene	4	M2600322.d	45.69	379263	65.7	398897	1.366	0.15
M012026A_CC185154_R1	o-Xylene	5	M2600323.d	114.23	761099	65.7	394499	1.109	-0.063
M012026A_CC185154_R1	o-Xylene	6	M2600324.d	228.47	1535238	65.7	394406	1.119	-0.055
M012026A_CC185154_R1	o-Xylene	7	M2600325.d	685.41	3466627	65.7	397058	0.836	-0.29
						Avg:	397353	1.183	
						%RSD:	1.0%	15.4%	

Calibration Curves

Method	Compound	Level	Cal File	Amount (ng)	Area	ISTD Amt (ng)	ISTD Area	RRF	Dev
M012026A_CC185154_R1	Benzene	ICV	M2600326.d	447.14	2914814	56.0	365974	0.998	-3.2%
M012026A_CC185154_R1	Toluene	ICV	M2600326.d	457.87	3108316	65.7	386128	1.154	-6.4%
M012026A_CC185154_R1	Ethylbenzene	ICV	M2600326.d	452.71	3527812	65.7	386128	1.325	-6.7%
M012026A_CC185154_R1	m-/p-Xylenes	ICV	M2600326.d	459.76	2910282	65.7	386128	1.076	-9.0%
M012026A_CC185154_R1	o-Xylene	ICV	M2600326.d	460.64	2752493	65.7	386128	1.016	-14.0%

M325B PDF Report ver.20260203

Sample Custody

EPA Method 325 A/B Field Test Data Sheet and Chain of Custody Record

ENTHALPY ANALYTICAL 2026GG103 Page # 1 of # 1

☐ Standard Turn Around Time (10 business days)
☐ Rush Turn Around Time
• All TATs Subject to Approval by Enthalpy Analytical, Inc.
• Unless otherwise specified, sample tubes will be conditioned for re-use 3 business days after submission of results

Site Name:	Irving Searsport Terminal	Client Name:	Montrose Air Quality Services, LLC	PO#:	
Site Address:	52 Station Ave.	Project Number:	PROJ-050105	Sample Event #	2026GG103
City:	Searsport	Project Manager:	Sabarish Selvarajan	Sorbent:	Carbopak-X
State	Maine	Email Address:	sabarishselvarajan@montrose-env.com		
Zip:	04401	Telephone #:	973-722-7895		

Location	Sample ID (Tube ID)	Sample, Blank or Duplicate	Start Date	Start Time	Stop Date	Stop Time	Deployed/ Collected by	Ave. Pressure (inHg)	Avg. Ambient Temp. (°F)
1	C40577	S	1/20/26	11:36 AM	2/4/26	10:45 AM	SS/SS		
2	B52937	S	1/20/26	11:38 AM	2/4/26	10:51 AM	SS/SS		
2	B45041	D	1/20/26	11:38 AM	2/4/26	10:51 AM	SS/SS		
2	B20697	B	1/20/26	11:38 AM	2/4/26	10:51 AM	SS/SS		
3	C34205	S	1/20/26	11:42 AM	2/4/26	10:55 AM	SS/SS		
4	C67447	S	1/20/26	11:43 AM	2/4/26	10:59 AM	SS/SS		
5	C70147	S	1/20/26	11:44 AM	2/4/26	11:02 AM	SS/SS		
6	C71469	S	1/20/26	11:49 AM	2/4/26	11:06 AM	SS/SS		
7	C38540	S	1/20/26	11:53 AM	2/4/26	11:11 AM	SS/SS		
8	C70129	S	1/20/26	11:55 AM	2/4/26	11:16 AM	SS/SS		
8	C39295	D	1/20/26	11:55 AM	2/4/26	11:16 AM	SS/SS		
8	B44200	B	1/20/26	11:55 AM	2/4/26	11:16 AM	SS/SS		
9	C00808	S	1/20/26	12:00 PM	2/4/26	11:18 AM	SS/SS		
10	C00747	S	1/20/26	12:02 PM	2/4/26	11:20 AM	SS/SS		
11	B47833	S	1/20/26	12:04 PM	2/4/26	11:22 AM	SS/SS		
12	C73589	S	1/20/26	12:11 PM	2/4/26	11:43 AM	SS/SS		
13	B46947	S	1/20/26	12:14 PM	2/4/26	11:50 AM	SS/SS		
14	C37421	S	1/20/26	12:17 PM	2/4/26	11:52 AM	SS/SS		
15	C40696	S	1/20/26	12:32 PM	2/4/26	12:10 PM	SS/SS		
16	B46105	S	1/20/26	12:34 PM	2/4/26	12:12 PM	SS/SS		
17	C43235	S	1/20/26	12:36 PM	2/4/26	12:14 PM	SS/SS		

Relinquished By (printed):	Relinquished By (signature):	Relinquished Date:	Relinquished Time:
Sabarish Selvarajan	SS	2/4/2026	17:00
Recieved By (printed):	**Recieved By (signature):**	**Receipt Date:**	**Receipt Time:**
David Taylor		2/5/26	11:00AM
Sample Condition Upon Receipt:	**Compound List:**	**Custody Seal intact? Y/N:**	**Delivery tracking #**
Good		Y	
Temp: Blank Temp: 19.1 Fluke 3		Add Custody Seal # below: 25E12928	

Comments:

This Is The Last Page Of This Report.

ENTHALPY ANALYTICAL

Irving Oil – Searsport

52 Station Ave
Searsport, ME 04974

Sampling Event 37 Irving Oil - Searsport

Client Project# PROJ-050105
Samples Received: 2/19/2026

Analytical Report
2026GG104

EPA Method 325B Analysis

Report Issue Date: 3/2/2026

I certify that to the best of my knowledge all analytical data presented in this report have been checked for completeness, accuracy, errors and legibility in addition to having been conducted in accordance with approved protocol, and that all deviations and analytical problems are summarized in the appropriate narrative(s). This report shall not be reproduced except in full without approval of the laboratory. This will provide assurance that parts of the report are not taken out of context.

Amendment(s):

Signature:

Matthew Cavanaugh, Project Manager

ENTHALPY ANALYTICAL

Matt Cavanaugh
Matthew.Cavanaugh@enthalpy.com / www.enthalpy.com
O: (919) 850-4392
Enthalpy Analytical
800 Capitola Drive Suite 1 Durham, NC 27713

Table of Contents

Case Narrative . . . 3
Results . . . 6
    Summary of Results . . . 7
    Detailed Results . . . 8
QC Data . . . 12
Chromatograms . . . 15
Initial Calibration . . . 82
Sample Custody . . . 85
    Chain of Custody . . . 86

Narrative Summary

Enthalpy Analytical Narrative Summary

Company	Montrose Air Quality Services, LLC - New Jersey
Job No.	2026GG104-1
Client ID.	PROJ-050105 Site: Irving Oil - Searsport

1. Custody

The samples were received at Enthalpy Analytical on February 19, 2026 at 17.5 °C. The samples were received in good condition. Prior to, during, and after analysis, the samples were kept under lock with access only to authorized personnel by Enthalpy Analytical, LLC

Table 1 - Sample Inventory

Sample ID	Tube ID	Sample Type
IRVSEA-1-S-20260204	C60002	Sample
IRVSEA-2-S-20260204	C55780	Sample
IRVSEA-2-D-20260204	B19353	Duplicate
IRVSEA-2-B-20260204	C57528	Blank
IRVSEA-3-S-20260204	C57830	Sample
IRVSEA-4-S-20260204	C01818	Sample
IRVSEA-5-S-20260204	C57131	Sample
IRVSEA-6-S-20260204	C61560	Sample
IRVSEA-7-S-20260204	C69533	Sample
IRVSEA-8-S-20260204	C70155	Sample
IRVSEA-8-D-20260204	C31412	Duplicate
IRVSEA-8-B-20260204	C01371	Blank
IRVSEA-9-S-20260204	B52737	Sample
IRVSEA-10-S-20260204	C56804	Sample
IRVSEA-11-S-20260204	C16137	Sample
IRVSEA-12-S-20260204	C43250	Sample
IRVSEA-13-S-20260204	B50808	Sample
IRVSEA-14-S-20260204	C55544	Sample
IRVSEA-15-S-20260204	B52762	Sample
IRVSEA-16-S-20260204	C56870	Sample
IRVSEA-17-S-20260204	C71660	Sample

2. Analysis

The samples were analyzed for Benzene, Toluene, Ethylbenzene, m-/p-Xylenes, and o-Xylene using EPA Method 325B – Volatile Organic Compounds from Fugitive and Area Sources by Thermal Desorption and GC/MS. A copy of the acquisition method M325B-MTD is not included in this report but may be available upon request.

The sample tube media used for this sampling period was CarbopackX. All calibration standards and laboratory QC were prepared using the same media.

Enthalpy Analytical Narrative Summary

Company	Montrose Air Quality Services, LLC - New Jersey
Job No.	2026GG104-1
Client ID.	PROJ-050105 Site: Irving Oil - Searsport

3. Calibration

All BFB tune criteria have been met for this analysis.

The lowest level for the initial calibration (T011326A_CC185154) did not meet method criteria for Benzene and has been excluded from the curve for that analyte. This results in the LOQ (Limit of Quantitation) being elevated for Benzene. The integrity of the reported data is not compromised. The initial calibration met all other 30% RSD criteria. The initial calibration verification met ±30% recovery criteria. The continuing calibration verifications met 30% difference criteria. The initial and continuing calibration raw data are not included in this report but are available upon request.

4. QC Notes

All quality control criteria required by the method and/or the laboratory SOP have been met unless noted otherwise below.

5. Reporting Notes

All tubes used for this sampling period met the method criteria for number of uses; no tube exceeded 50 field uses.

As specified in EPA Method 325B, the response factor of the daily continuing calibration standard was used to quantitate all field samples and blanks.

All samples were reported as amount in ng catch, and concentration in ug/m³ and ppbv.

The results presented in this report are representative of the samples as provided to the laboratory. These analyses met the requirements of the TNI Standard. Any deviations from the requirements of the reference method or TNI Standard have been stated above.

Enthalpy Analytical, located at 800 Capitola Drive, Suite 1, Durham NC, 27713 is accredited by the Louisiana Department of Environmental Quality (LDEQ) for EPA Method 325B for all analytes included in this report under **Certificate Number 04010**.

Results

Enthalpy Analytical

Company: Montrose Air Quality Services, LLC - New Jersey
Job No.: 2026GG104-1 EPA Method 325B Analysis
Client No.: PROJ-050105 Site: Irving Oil - Searsport

Summary

Sample Code	Tube ID	Benzene		Toluene		Ethylbenzene		m-/p-Xylenes		o-Xylene	
		(ug/m³)	Flag	(ug/m³)	Flag	(ug/m³)	Flag	(ug/m³)	Flag	(ug/m³)	Flag
IRVSEA-1-S-20260204	C60002	0.502	J	0.645		0.285	ND	0.310	J	0.285	ND
IRVSEA-2-S-20260204	C55780	0.514	J	0.808		0.285	ND	0.342	J	0.285	ND
IRVSEA-2-D-20260204	B19353	0.564	J	1.01		0.285	ND	0.327	J	0.285	ND
IRVSEA-2-B-20260204	C57528	0.196	ND	0.252	ND	0.285	ND	0.285	ND	0.285	ND
IRVSEA-3-S-20260204	C57830	0.686	J	1.29		0.285	ND	0.636	J	0.285	ND
IRVSEA-4-S-20260204	C01818	0.846	J	2.75		0.515	J	1.52		0.584	J
IRVSEA-5-S-20260204	C57131	0.747	J	2.33		0.421	J	1.31		0.530	J
IRVSEA-6-S-20260204	C61560	1.04		4.33		0.797		2.61		1.02	
IRVSEA-7-S-20260204	C69533	1.55		7.59		1.54		5.20		1.93	
IRVSEA-8-S-20260204	C70155	2.21		11.6		2.31		7.98		3.15	
IRVSEA-8-D-20260204	C31412	2.15		11.4		2.29		7.45		2.90	
IRVSEA-8-B-20260204	C01371	0.196	ND	0.252	ND	0.285	ND	0.285	ND	0.285	ND
IRVSEA-9-S-20260204	B52737	0.843	J	2.57		0.436	J	1.34		0.542	J
IRVSEA-10-S-20260204	C56804	0.784	J	2.55		0.449	J	1.41		0.546	J
IRVSEA-11-S-20260204	C16137	0.626	J	1.52		0.285	ND	0.731		0.287	J
IRVSEA-12-S-20260204	C43250	0.542	J	1.05		0.285	ND	0.556	J	0.285	ND
IRVSEA-13-S-20260204	B50808	0.489	J	0.760		0.285	ND	0.285	ND	0.285	ND
IRVSEA-14-S-20260204	C55544	0.529	J	0.753		0.285	ND	0.285	ND	0.285	ND
IRVSEA-15-S-20260204	B52762	0.508	J	0.616		0.285	ND	0.285	ND	0.285	ND
IRVSEA-16-S-20260204	C56870	0.460	J	0.455	J	0.285	ND	0.285	ND	0.285	ND
IRVSEA-17-S-20260204	C71660	0.443	J	0.391	J	0.285	ND	0.285	ND	0.285	ND

J: Estimated Value - The analyte was detected between the Method Detection Limit and Reporting Limit
ND: The analyte was not present above the Method Detection Limit

Enthalpy Analytical

Company: Montrose Air Quality Services, LLC - New Jersey
Job No.: 2026GG104-1 EPA Method 325B Analysis
Client No.: PROJ-050105 Site: Irving Oil - Searsport

Benzene

Sample Code	Tube ID	Conc (ug/m³)	Conc (ppbv)	Calc Amt (ng)	Temp (°F)	Uptake Rate (mL/min	Sample Time (min)	LOD (ug/m³)	LOQ (ug/m³)	LOD (ppbv)	LOQ (ppbv)	Flags	Data File	Inj DateTime	CCV RRF	Ret Time (min)	Target Area	ISTD Area	ISTD Amt	ISTD RT	ISTD Change
IRVSEA-1-S-20260204	C60002	0.502	0.157	6.40	18.5	0.632	20175	0.196	0.945	0.0614	0.296	J	T2601068.D	2026-02-20 12:33	1.332	8.171	45052	295981	56.0	8.110	-1.2%
IRVSEA-2-S-20260204	C55780	0.514	0.161	6.56	18.5	0.632	20173	0.196	0.945	0.0614	0.296	J	T2601069.D	2026-02-20 12:59	1.332	8.171	46150	296052	56.0	8.110	-1.2%
IRVSEA-2-D-20260204	B19353	0.564	0.177	7.19	18.5	0.632	20173	0.196	0.945	0.0614	0.296	J	T2601070.D	2026-02-20 13:24	1.332	8.171	49897	291809	56.0	8.110	-2.6%
IRVSEA-2-B-20260204	C57528	0.196	0.0614		18.5	0.632	20173	0.196	0.945	0.0614	0.296	ND	T2601066.D	2026-02-20 11:41	1.332	8.159	3329	292947	56.0	8.110	-2.2%
IRVSEA-3-S-20260204	C57830	0.686	0.215	8.75	18.5	0.632	20175	0.196	0.945	0.0614	0.296	J	T2601071.D	2026-02-20 13:50	1.332	8.165	61106	293893	56.0	8.110	-1.9%
IRVSEA-4-S-20260204	C01818	0.846	0.265	10.8	18.5	0.632	20177	0.196	0.945	0.0614	0.296	J	T2601072.D	2026-02-20 14:16	1.332	8.165	74137	288777	56.0	8.110	-3.6%
IRVSEA-5-S-20260204	C57131	0.747	0.234	9.53	18.5	0.632	20180	0.196	0.945	0.0614	0.296	J	T2601073.D	2026-02-20 14:42	1.332	8.165	67168	296435	56.0	8.110	-1.0%
IRVSEA-6-S-20260204	C61560	1.04	0.325	13.2	18.5	0.632	20182	0.196	0.945	0.0613	0.296		T2601074.D	2026-02-20 15:09	1.332	8.171	92715	294724	56.0	8.110	-1.6%
IRVSEA-7-S-20260204	C69533	1.55	0.487	19.8	18.5	0.632	20183	0.196	0.945	0.0613	0.296		T2601075.D	2026-02-20 15:35	1.332	8.171	139019	294780	56.0	8.110	-1.6%
IRVSEA-8-S-20260204	C70155	2.21	0.693	28.2	18.5	0.632	20184	0.196	0.945	0.0613	0.296		T2601076.D	2026-02-20 16:00	1.332	8.171	198339	295384	56.0	8.110	-1.4%
IRVSEA-8-D-20260204	C31412	2.15	0.674	27.5	18.5	0.632	20184	0.196	0.945	0.0613	0.296		T2601078.D	2026-02-20 16:52	1.332	8.171	192089	294318	56.0	8.110	-1.7%
IRVSEA-8-B-20260204	C01371	0.196	0.0613		18.5	0.632	20184	0.196	0.945	0.0613	0.296	ND	T2601067.D	2026-02-20 12:07	1.332	8.165	4124	296667	56.0	8.110	-1.0%
IRVSEA-9-S-20260204	B52737	0.843	0.264	10.8	18.5	0.632	20185	0.196	0.945	0.0613	0.296	J	T2601079.D	2026-02-20 17:17	1.332	8.171	74960	292935	56.0	8.110	-2.2%
IRVSEA-10-S-20260204	C56804	0.784	0.246	10.0	18.5	0.632	20186	0.196	0.945	0.0613	0.296	J	T2601080.D	2026-02-20 17:42	1.332	8.171	70176	295048	56.0	8.110	-1.5%
IRVSEA-11-S-20260204	C16137	0.626	0.196	8.00	18.5	0.632	20189	0.196	0.944	0.0613	0.296	J	T2601081.D	2026-02-20 18:08	1.332	8.171	56693	298287	56.0	8.110	-0.4%
IRVSEA-12-S-20260204	C43250	0.542	0.170	6.91	18.5	0.632	20172	0.196	0.945	0.0614	0.296	J	T2601082.D	2026-02-20 18:34	1.332	8.171	48296	294005	56.0	8.110	-1.8%
IRVSEA-13-S-20260204	B50808	0.489	0.153	6.24	18.5	0.632	20170	0.196	0.945	0.0614	0.296	J	T2601083.D	2026-02-20 19:00	1.332	8.165	43261	291804	56.0	8.110	-2.6%
IRVSEA-14-S-20260204	C55544	0.529	0.166	6.75	18.5	0.632	20173	0.196	0.945	0.0614	0.296	J	T2601084.D	2026-02-20 19:26	1.332	8.165	47062	293256	56.0	8.110	-2.1%
IRVSEA-15-S-20260204	B52762	0.508	0.159	6.47	18.5	0.632	20170	0.196	0.945	0.0614	0.296	J	T2601085.D	2026-02-20 19:52	1.332	8.171	44955	292129	56.0	8.110	-2.5%
IRVSEA-16-S-20260204	C56870	0.460	0.144	5.87	18.5	0.632	20173	0.196	0.945	0.0614	0.296	J	T2601086.D	2026-02-20 20:18	1.332	8.171	40433	289563	56.0	8.110	-3.3%
IRVSEA-17-S-20260204	C71660	0.443	0.139	5.66	18.6	0.632	20176	0.196	0.945	0.0614	0.296	J	T2601087.D	2026-02-20 20:44	1.332	8.165	39347	292518	56.0	8.110	-2.3%

Toluene

Sample Code	Tube ID	Conc (ug/m³)	Conc (ppbv)	Calc Amt (ng)	Temp (°F)	Uptake Rate (mL/min	Sample Time (min)	LOD (ug/m³)	LOQ (ug/m³)	LOD (ppbv)	LOQ (ppbv)	Flags	Data File	Inj DateTime	CCV RRF	Ret Time (min)	Target Area	ISTD Area	ISTD Amt	ISTD RT	ISTD Change
IRVSEA-1-S-20260204	C60002	0.645	0.171	6.39	18.5	0.491	20175	0.252	0.535	0.0670	0.142		T2601068.D	2026-02-20 12:33	1.806	10.899	57565	327617	65.7	10.801	-0.4%
IRVSEA-2-S-20260204	C55780	0.808	0.215	8.00	18.5	0.491	20173	0.252	0.535	0.0670	0.142		T2601069.D	2026-02-20 12:59	1.806	10.899	71986	326845	65.7	10.801	-0.6%
IRVSEA-2-D-20260204	B19353	1.01	0.268	10.00	18.5	0.491	20173	0.252	0.535	0.0670	0.142		T2601070.D	2026-02-20 13:24	1.806	10.899	88896	323205	65.7	10.808	-1.8%
IRVSEA-2-B-20260204	C57528	0.252	0.0670		18.5	0.491	20173	0.252	0.535	0.0670	0.142	ND	T2601066.D	2026-02-20 11:41	1.806	10.899	14737	321113	65.7	10.801	-2.4%
IRVSEA-3-S-20260204	C57830	1.29	0.341	12.7	18.5	0.491	20175	0.252	0.535	0.0670	0.142		T2601071.D	2026-02-20 13:50	1.806	10.899	113529	324111	65.7	10.808	-1.5%
IRVSEA-4-S-20260204	C01818	2.75	0.731	27.3	18.5	0.491	20177	0.252	0.535	0.0670	0.142		T2601072.D	2026-02-20 14:16	1.806	10.899	239261	318747	65.7	10.808	-3.1%
IRVSEA-5-S-20260204	C57131	2.33	0.618	23.1	18.5	0.491	20180	0.252	0.535	0.0670	0.142		T2601073.D	2026-02-20 14:42	1.806	10.900	202576	319346	65.7	10.802	-2.9%
IRVSEA-6-S-20260204	C61560	4.33	1.15	42.9	18.5	0.491	20182	0.252	0.535	0.0670	0.142		T2601074.D	2026-02-20 15:09	1.806	10.899	381873	323430	65.7	10.801	-1.7%
IRVSEA-7-S-20260204	C69533	7.59	2.02	75.2	18.5	0.491	20183	0.252	0.535	0.0670	0.142		T2601075.D	2026-02-20 15:35	1.806	10.900	674118	325704	65.7	10.802	-1.0%
IRVSEA-8-S-20260204	C70155	11.6	3.08	115	18.5	0.491	20184	0.252	0.535	0.0670	0.142		T2601076.D	2026-02-20 16:00	1.806	10.899	1022966	323785	65.7	10.802	-1.6%
IRVSEA-8-D-20260204	C31412	11.4	3.03	113	18.5	0.491	20184	0.252	0.535	0.0670	0.142		T2601078.D	2026-02-20 16:52	1.806	10.899	990427	318353	65.7	10.801	-3.2%
IRVSEA-8-B-20260204	C01371	0.252	0.0670		18.5	0.491	20184	0.252	0.535	0.0670	0.142	ND	T2601067.D	2026-02-20 12:07	1.806	10.899	20908	326414	65.7	10.801	-0.8%
IRVSEA-9-S-20260204	B52737	2.57	0.682	25.4	18.5	0.491	20185	0.252	0.535	0.0670	0.142		T2601079.D	2026-02-20 17:17	1.806	10.900	225119	321498	65.7	10.802	-2.3%
IRVSEA-10-S-20260204	C56804	2.55	0.678	25.3	18.5	0.491	20186	0.252	0.534	0.0670	0.142		T2601080.D	2026-02-20 17:42	1.806	10.900	227438	326951	65.7	10.802	-0.6%
IRVSEA-11-S-20260204	C16137	1.52	0.403	15.1	18.5	0.491	20189	0.252	0.534	0.0670	0.142		T2601081.D	2026-02-20 18:08	1.806	10.900	137094	330962	65.7	10.802	0.6%
IRVSEA-12-S-20260204	C43250	1.05	0.279	10.4	18.5	0.491	20172	0.252	0.535	0.0670	0.142		T2601082.D	2026-02-20 18:34	1.806	10.900	94924	331341	65.7	10.808	0.7%

Enthalpy Analytical

Company: Montrose Air Quality Services, LLC - New Jersey
Job No.: 2026GG104-1 EPA Method 325B Analysis
Client No.: PROJ-050105 Site: Irving Oil - Searsport

Toluene

Sample Code	Tube ID	Conc (ug/m³)	Conc (ppbv)	Calc Amt (ng)	Temp (°F)	Uptake Rate (mL/min	Sample Time (min)	LOD (ug/m³)	LOQ (ug/m³)	LOD (ppbv)	LOQ (ppbv)	Flags	Data File	Inj DateTime	CCV RRF	Ret Time (min)	Target Area	ISTD Area	ISTD Amt	ISTD RT	ISTD Change
IRVSEA-13-S-20260204	B50808	0.760	0.202	7.53	18.5	0.491	20170	0.253	0.535	0.0670	0.142		T2601083.D	2026-02-20 19:00	1.806	10.900	68058	328640	65.7	10.802	-0.1%
IRVSEA-14-S-20260204	C55544	0.753	0.200	7.45	18.5	0.491	20173	0.252	0.535	0.0670	0.142		T2601084.D	2026-02-20 19:26	1.806	10.899	68072	331990	65.7	10.802	0.9%
IRVSEA-15-S-20260204	B52762	0.616	0.164	6.10	18.5	0.491	20170	0.253	0.535	0.0670	0.142		T2601085.D	2026-02-20 19:52	1.806	10.899	54416	324090	65.7	10.808	-1.5%
IRVSEA-16-S-20260204	C56870	0.455	0.121	4.50	18.5	0.491	20173	0.252	0.535	0.0670	0.142	J	T2601086.D	2026-02-20 20:18	1.806	10.899	39528	319186	65.7	10.808	-3.0%
IRVSEA-17-S-20260204	C71660	0.391	0.104	3.87	18.6	0.491	20176	0.252	0.535	0.0670	0.142	J	T2601087.D	2026-02-20 20:44	1.806	10.899	33777	316935	65.7	10.808	-3.7%

Ethylbenzene

Sample Code	Tube ID	Conc (ug/m³)	Conc (ppbv)	Calc Amt (ng)	Temp (°F)	Uptake Rate (mL/min	Sample Time (min)	LOD (ug/m³)	LOQ (ug/m³)	LOD (ppbv)	LOQ (ppbv)	Flags	Data File	Inj DateTime	CCV RRF	Ret Time (min)	Target Area	ISTD Area	ISTD Amt	ISTD RT	ISTD Change
IRVSEA-1-S-20260204	C60002	0.285	0.0658		18.5	0.434	20175	0.285	0.628	0.0658	0.145	ND	T2601068.D	2026-02-20 12:33	1.772	13.090	9089	327617	65.7	10.801	-0.4%
IRVSEA-2-S-20260204	C55780	0.285	0.0658		18.5	0.434	20173	0.285	0.628	0.0658	0.145	ND	T2601069.D	2026-02-20 12:59	1.772	13.090	11275	326845	65.7	10.801	-0.6%
IRVSEA-2-D-20260204	B19353	0.285	0.0658		18.5	0.434	20173	0.285	0.628	0.0658	0.145	ND	T2601070.D	2026-02-20 13:24	1.772	13.089	11139	323205	65.7	10.808	-1.8%
IRVSEA-2-B-20260204	C57528	0.285	0.0658		18.5	0.434	20173	0.285	0.628	0.0658	0.145	ND	T2601066.D	2026-02-20 11:41	1.772	13.071	145	321113	65.7	10.801	-2.4%
IRVSEA-3-S-20260204	C57830	0.285	0.0658		18.5	0.434	20175	0.285	0.628	0.0658	0.145	ND	T2601071.D	2026-02-20 13:50	1.772	13.089	16552	324111	65.7	10.808	-1.5%
IRVSEA-4-S-20260204	C01818	0.515	0.119	4.51	18.5	0.434	20177	0.285	0.628	0.0658	0.145	J	T2601072.D	2026-02-20 14:16	1.772	13.089	38783	318747	65.7	10.808	-3.1%
IRVSEA-5-S-20260204	C57131	0.421	0.0970	3.69	18.5	0.434	20180	0.285	0.628	0.0657	0.145	J	T2601073.D	2026-02-20 14:42	1.772	13.090	31790	319346	65.7	10.802	-2.9%
IRVSEA-6-S-20260204	C61560	0.797	0.184	6.98	18.5	0.434	20182	0.285	0.628	0.0657	0.145		T2601074.D	2026-02-20 15:09	1.772	13.089	60966	323430	65.7	10.801	-1.7%
IRVSEA-7-S-20260204	C69533	1.54	0.355	13.5	18.5	0.434	20183	0.285	0.628	0.0657	0.145		T2601075.D	2026-02-20 15:35	1.772	13.090	118617	325704	65.7	10.802	-1.0%
IRVSEA-8-S-20260204	C70155	2.31	0.531	20.2	18.5	0.434	20184	0.285	0.628	0.0657	0.145		T2601076.D	2026-02-20 16:00	1.772	13.090	176588	323785	65.7	10.802	-1.6%
IRVSEA-8-D-20260204	C31412	2.29	0.527	20.0	18.5	0.434	20184	0.285	0.628	0.0657	0.145		T2601078.D	2026-02-20 16:52	1.772	13.089	172169	318353	65.7	10.801	-3.2%
IRVSEA-8-B-20260204	C01371	0.285	0.0657		18.5	0.434	20184	0.285	0.628	0.0657	0.145	ND	T2601067.D	2026-02-20 12:07	1.772	13.096	410	326414	65.7	10.801	-0.8%
IRVSEA-9-S-20260204	B52737	0.436	0.100	3.82	18.5	0.434	20185	0.285	0.628	0.0657	0.145	J	T2601079.D	2026-02-20 17:17	1.772	13.090	33133	321498	65.7	10.802	-2.3%
IRVSEA-10-S-20260204	C56804	0.449	0.104	3.94	18.5	0.434	20186	0.285	0.628	0.0657	0.145	J	T2601080.D	2026-02-20 17:42	1.772	13.090	34742	326951	65.7	10.802	-0.6%
IRVSEA-11-S-20260204	C16137	0.285	0.0657		18.5	0.434	20189	0.285	0.628	0.0657	0.145	ND	T2601081.D	2026-02-20 18:08	1.772	13.090	20964	330962	65.7	10.802	0.6%
IRVSEA-12-S-20260204	C43250	0.285	0.0658		18.5	0.434	20172	0.285	0.628	0.0658	0.145	ND	T2601082.D	2026-02-20 18:34	1.772	13.090	14169	331341	65.7	10.808	0.7%
IRVSEA-13-S-20260204	B50808	0.285	0.0658		18.5	0.434	20170	0.285	0.628	0.0658	0.145	ND	T2601083.D	2026-02-20 19:00	1.772	13.090	7218	328640	65.7	10.802	-0.1%
IRVSEA-14-S-20260204	C55544	0.285	0.0658		18.5	0.434	20173	0.285	0.628	0.0658	0.145	ND	T2601084.D	2026-02-20 19:26	1.772	13.090	7738	331990	65.7	10.802	0.9%
IRVSEA-15-S-20260204	B52762	0.285	0.0658		18.5	0.434	20170	0.285	0.628	0.0658	0.145	ND	T2601085.D	2026-02-20 19:52	1.772	13.090	6018	324090	65.7	10.808	-1.5%
IRVSEA-16-S-20260204	C56870	0.285	0.0658		18.5	0.434	20173	0.285	0.628	0.0658	0.145	ND	T2601086.D	2026-02-20 20:18	1.772	13.090	4492	319186	65.7	10.808	-3.0%
IRVSEA-17-S-20260204	C71660	0.285	0.0658		18.6	0.434	20176	0.285	0.628	0.0658	0.145	ND	T2601087.D	2026-02-20 20:44	1.772	13.090	4440	316935	65.7	10.808	-3.7%

m-/p-Xylenes

Sample Code	Tube ID	Conc (ug/m³)	Conc (ppbv)	Calc Amt (ng)	Temp (°F)	Uptake Rate (mL/min	Sample Time (min)	LOD (ug/m³)	LOQ (ug/m³)	LOD (ppbv)	LOQ (ppbv)	Flags	Data File	Inj DateTime	CCV RRF	Ret Time (min)	Target Area	ISTD Area	ISTD Amt	ISTD RT	ISTD Change
IRVSEA-1-S-20260204	C60002	0.310	0.0714	2.71	18.5	0.434	20175	0.285	0.704	0.0658	0.162	J	T2601068.D	2026-02-20 12:33	1.429	13.267	19345	327617	65.7	10.801	-0.4%
IRVSEA-2-S-20260204	C55780	0.342	0.0787	2.99	18.5	0.434	20173	0.285	0.704	0.0658	0.162	J	T2601069.D	2026-02-20 12:59	1.429	13.267	21279	326845	65.7	10.801	-0.6%
IRVSEA-2-D-20260204	B19353	0.327	0.0754	2.86	18.5	0.434	20173	0.285	0.704	0.0658	0.162	J	T2601070.D	2026-02-20 13:24	1.429	13.267	20146	323205	65.7	10.808	-1.8%
IRVSEA-2-B-20260204	C57528	0.285	0.0658		18.5	0.434	20173	0.285	0.704	0.0658	0.162	ND	T2601066.D	2026-02-20 11:41	1.429	13.610	0	321113	65.7	10.801	-2.4%
IRVSEA-3-S-20260204	C57830	0.636	0.147	5.57	18.5	0.434	20175	0.285	0.704	0.0658	0.162	J	T2601071.D	2026-02-20 13:50	1.429	13.267	39287	324111	65.7	10.808	-1.5%
IRVSEA-4-S-20260204	C01818	1.52	0.351	13.3	18.5	0.434	20177	0.285	0.704	0.0658	0.162		T2601072.D	2026-02-20 14:16	1.429	13.267	92543	318747	65.7	10.808	-3.1%
IRVSEA-5-S-20260204	C57131	1.31	0.301	11.4	18.5	0.434	20180	0.285	0.704	0.0657	0.162		T2601073.D	2026-02-20 14:42	1.429	13.267	79542	319346	65.7	10.802	-2.9%

Enthalpy Analytical

Company: Montrose Air Quality Services, LLC - New Jersey
Job No.: 2026GG104-1 EPA Method 325B Analysis
Client No.: PROJ-050105 Site: Irving Oil - Searsport

m-/p-Xylenes

Sample Code	Tube ID	Conc (ug/m³)	Conc (ppbv)	Calc Amt (ng)	Temp (°F)	Uptake Rate (mL/min	Sample Time (min)	LOD (ug/m³)	LOQ (ug/m³)	LOD (ppbv)	LOQ (ppbv)	Flags	Data File	Inj DateTime	CCV RRF	Ret Time (min)	Target Area	ISTD Area	ISTD Amt	ISTD RT	ISTD Change
IRVSEA-6-S-20260204	C61560	2.61	0.602	22.9	18.5	0.434	20182	0.285	0.704	0.0657	0.162		T2601074.D	2026-02-20 15:09	1.429	13.267	161244	323430	65.7	10.801	-1.7%
IRVSEA-7-S-20260204	C69533	5.20	1.20	45.6	18.5	0.434	20183	0.285	0.704	0.0657	0.162		T2601075.D	2026-02-20 15:35	1.429	13.267	323241	325704	65.7	10.802	-1.0%
IRVSEA-8-S-20260204	C70155	7.98	1.84	70.0	18.5	0.434	20184	0.285	0.704	0.0657	0.162		T2601076.D	2026-02-20 16:00	1.429	13.267	492915	323785	65.7	10.802	-1.6%
IRVSEA-8-D-20260204	C31412	7.45	1.72	65.3	18.5	0.434	20184	0.285	0.704	0.0657	0.162		T2601078.D	2026-02-20 16:52	1.429	13.267	452322	318353	65.7	10.801	-3.2%
IRVSEA-8-B-20260204	C01371	0.285	0.0657		18.5	0.434	20184	0.285	0.704	0.0657	0.162	ND	T2601067.D	2026-02-20 12:07	1.429	13.267	477	326414	65.7	10.801	-0.8%
IRVSEA-9-S-20260204	B52737	1.34	0.309	11.7	18.5	0.434	20185	0.285	0.704	0.0657	0.162		T2601079.D	2026-02-20 17:17	1.429	13.267	82134	321498	65.7	10.802	-2.3%
IRVSEA-10-S-20260204	C56804	1.41	0.325	12.4	18.5	0.434	20186	0.285	0.704	0.0657	0.162		T2601080.D	2026-02-20 17:42	1.429	13.267	87990	326951	65.7	10.802	-0.6%
IRVSEA-11-S-20260204	C16137	0.731	0.168	6.41	18.5	0.434	20189	0.285	0.704	0.0657	0.162		T2601081.D	2026-02-20 18:08	1.429	13.267	46134	330962	65.7	10.802	0.6%
IRVSEA-12-S-20260204	C43250	0.556	0.128	4.87	18.5	0.434	20172	0.285	0.704	0.0658	0.162	J	T2601082.D	2026-02-20 18:34	1.429	13.261	35111	331341	65.7	10.808	0.7%
IRVSEA-13-S-20260204	B50808	0.285	0.0658		18.5	0.434	20170	0.285	0.704	0.0658	0.162	ND	T2601083.D	2026-02-20 19:00	1.429	13.261	15849	328640	65.7	10.802	-0.1%
IRVSEA-14-S-20260204	C55544	0.285	0.0658		18.5	0.434	20173	0.285	0.704	0.0658	0.162	ND	T2601084.D	2026-02-20 19:26	1.429	13.267	15595	331990	65.7	10.802	0.9%
IRVSEA-15-S-20260204	B52762	0.285	0.0658		18.5	0.434	20170	0.285	0.704	0.0658	0.162	ND	T2601085.D	2026-02-20 19:52	1.429	13.267	10785	324090	65.7	10.808	-1.5%
IRVSEA-16-S-20260204	C56870	0.285	0.0658		18.5	0.434	20173	0.285	0.704	0.0658	0.162	ND	T2601086.D	2026-02-20 20:18	1.429	13.267	7050	319186	65.7	10.808	-3.0%
IRVSEA-17-S-20260204	C71660	0.285	0.0658		18.6	0.434	20176	0.285	0.704	0.0658	0.162	ND	T2601087.D	2026-02-20 20:44	1.429	13.267	8222	316935	65.7	10.808	-3.7%

o-Xylene

Sample Code	Tube ID	Conc (ug/m³)	Conc (ppbv)	Calc Amt (ng)	Temp (°F)	Uptake Rate (mL/min	Sample Time (min)	LOD (ug/m³)	LOQ (ug/m³)	LOD (ppbv)	LOQ (ppbv)	Flags	Data File	Inj DateTime	CCV RRF	Ret Time (min)	Target Area	ISTD Area	ISTD Amt	ISTD RT	ISTD Change
IRVSEA-1-S-20260204	C60002	0.285	0.0658		18.5	0.434	20175	0.285	0.655	0.0658	0.151	ND	T2601068.D	2026-02-20 12:33	1.446	13.769	7876	327617	65.7	10.801	-0.4%
IRVSEA-2-S-20260204	C55780	0.285	0.0658		18.5	0.434	20173	0.285	0.655	0.0658	0.151	ND	T2601069.D	2026-02-20 12:59	1.446	13.769	8846	326845	65.7	10.801	-0.6%
IRVSEA-2-D-20260204	B19353	0.285	0.0658		18.5	0.434	20173	0.285	0.655	0.0658	0.151	ND	T2601070.D	2026-02-20 13:24	1.446	13.762	8560	323205	65.7	10.808	-1.8%
IRVSEA-2-B-20260204	C57528	0.285	0.0658		18.5	0.434	20173	0.285	0.655	0.0658	0.151	ND	T2601066.D	2026-02-20 11:41	1.446	13.970	0	321113	65.7	10.801	-2.4%
IRVSEA-3-S-20260204	C57830	0.285	0.0658		18.5	0.434	20175	0.285	0.655	0.0658	0.151	ND	T2601071.D	2026-02-20 13:50	1.446	13.762	15234	324111	65.7	10.808	-1.5%
IRVSEA-4-S-20260204	C01818	0.584	0.135	5.12	18.5	0.434	20177	0.285	0.655	0.0658	0.151	J	T2601072.D	2026-02-20 14:16	1.446	13.762	35923	318747	65.7	10.808	-3.1%
IRVSEA-5-S-20260204	C57131	0.530	0.122	4.64	18.5	0.434	20180	0.285	0.655	0.0657	0.151	J	T2601073.D	2026-02-20 14:42	1.446	13.763	32655	319346	65.7	10.802	-2.9%
IRVSEA-6-S-20260204	C61560	1.02	0.235	8.92	18.5	0.434	20182	0.285	0.655	0.0657	0.151		T2601074.D	2026-02-20 15:09	1.446	13.762	63526	323430	65.7	10.801	-1.7%
IRVSEA-7-S-20260204	C69533	1.93	0.445	16.9	18.5	0.434	20183	0.285	0.655	0.0657	0.151		T2601075.D	2026-02-20 15:35	1.446	13.763	121275	325704	65.7	10.802	-1.0%
IRVSEA-8-S-20260204	C70155	3.15	0.727	27.6	18.5	0.434	20184	0.285	0.655	0.0657	0.151		T2601076.D	2026-02-20 16:00	1.446	13.763	197000	323785	65.7	10.802	-1.6%
IRVSEA-8-D-20260204	C31412	2.90	0.668	25.4	18.5	0.434	20184	0.285	0.655	0.0657	0.151		T2601078.D	2026-02-20 16:52	1.446	13.762	178032	318353	65.7	10.801	-3.2%
IRVSEA-8-B-20260204	C01371	0.285	0.0657		18.5	0.434	20184	0.285	0.655	0.0657	0.151	ND	T2601067.D	2026-02-20 12:07	1.446	13.304	0	326414	65.7	10.801	-0.8%
IRVSEA-9-S-20260204	B52737	0.542	0.125	4.75	18.5	0.434	20185	0.285	0.655	0.0657	0.151	J	T2601079.D	2026-02-20 17:17	1.446	13.763	33645	321498	65.7	10.802	-2.3%
IRVSEA-10-S-20260204	C56804	0.546	0.126	4.79	18.5	0.434	20186	0.285	0.654	0.0657	0.151	J	T2601080.D	2026-02-20 17:42	1.446	13.763	34458	326951	65.7	10.802	-0.6%
IRVSEA-11-S-20260204	C16137	0.287	0.0661	2.52	18.5	0.434	20189	0.285	0.654	0.0657	0.151	J	T2601081.D	2026-02-20 18:08	1.446	13.763	18334	330962	65.7	10.802	0.6%
IRVSEA-12-S-20260204	C43250	0.285	0.0658		18.5	0.434	20172	0.285	0.655	0.0658	0.151	ND	T2601082.D	2026-02-20 18:34	1.446	13.763	14687	331341	65.7	10.808	0.7%
IRVSEA-13-S-20260204	B50808	0.285	0.0658		18.5	0.434	20170	0.285	0.655	0.0658	0.151	ND	T2601083.D	2026-02-20 19:00	1.446	13.763	6823	328640	65.7	10.802	-0.1%
IRVSEA-14-S-20260204	C55544	0.285	0.0658		18.5	0.434	20173	0.285	0.655	0.0658	0.151	ND	T2601084.D	2026-02-20 19:26	1.446	13.763	6021	331990	65.7	10.802	0.9%
IRVSEA-15-S-20260204	B52762	0.285	0.0658		18.5	0.434	20170	0.285	0.655	0.0658	0.151	ND	T2601085.D	2026-02-20 19:52	1.446	13.763	3972	324090	65.7	10.808	-1.5%
IRVSEA-16-S-20260204	C56870	0.285	0.0658		18.5	0.434	20173	0.285	0.655	0.0658	0.151	ND	T2601086.D	2026-02-20 20:18	1.446	13.769	2729	319186	65.7	10.808	-3.0%

Enthalpy Analytical

Company: Montrose Air Quality Services, LLC - New Jersey
Job No.: 2026GG104-1 EPA Method 325B Analysis
Client No.: PROJ-050105 Site: Irving Oil - Searsport

o-Xylene

Sample Code	Tube ID	Conc (ug/m³)	Conc (ppbv)	Calc Amt (ng)	Temp (°F)	Uptake Rate (mL/min	Sample Time (min)	LOD (ug/m³)	LOQ (ug/m³)	LOD (ppbv)	LOQ (ppbv)	Flags	Data File	Inj DateTime	CCV RRF	Ret Time (min)	Target Area	ISTD Area	ISTD Amt	ISTD RT	ISTD Change
IRVSEA-17-S-20260204	C71660	0.285	0.0658		18.6	0.434	20176	0.285	0.655	0.0658	0.151	ND	T2601087.D	2026-02-20 20:44	1.446	13.769	3473	316935	65.7	10.808	-3.7%

J: Estimated Value - The analyte was detected between the Method Detection Limit and Reporting Limit
ND: The analyte was not present above the Method Detection Limit

QC Data

Enthalpy Analytical

Company: Montrose Air Quality Services, LLC - New Jersey
Job No.: 2026GG104-1 EPA Method 325B Analysis
Client No.: PROJ-050105 Site: Irving Oil - Searsport

QC Samples

Field Sample Type	Sample Code	Benzene		Toluene		Ethylbenzene		m-/p-Xylenes		o-Xylene	
Blanks (ug/m³)	IRVSEA-2-B-20260204	ND	Pass	ND	Pass	ND	Pass	ND	Pass	ND	Pass
	IRVSEA-8-B-20260204	ND	Pass	ND	Pass	ND	Pass	ND	Pass	ND	Pass
Duplicates (difference)	IRVSEA-2-D-20260204	9.2%	Pass	22%	Pass	ND	Pass	4.3%	Pass	ND	Pass
	IRVSEA-8-D-20260204	2.8%	Pass	1.5%	Pass	0.84%	Pass	6.9%	Pass	8.4%	Pass

Enthalpy Analytical

Company: Montrose Air Quality Services, LLC - New Jersey
Job No.: 2026GG104-1 EPA Method 325B Analysis
Client No.: PROJ-050105 Site: Irving Oil - Searsport

Benzene Calibration and Blanks

Sample Code	Data File	Tube ID	Type	RRF	ICAL RRF	Last CCV RRF	RRF Change	ISTD Change vs ICal	ISTD Change vs Concal	Pass/ Fail	Flags
M325B CCV 5	T2601064.D	C43860	Cal	1.332	1.234	1.332	7.9%	-17%		Pass	
2026GG104 Method Blank-1	T2601065.D	C70593	Blank		1.234	1.332			1.0%	Pass	ND
M325B CCV 5	T2601077.D	C69578	Check	1.327	1.234	1.332	7.5%		-1.7%	Pass	
M325B CCV 5	T2601088.D	C43194	Check	1.335	1.234	1.332	8.2%		-2.6%	Pass	

Toluene Calibration and Blanks

Sample Code	Data File	Tube ID	Type	RRF	ICAL RRF	Last CCV RRF	RRF Change	ISTD Change vs ICal	ISTD Change vs Concal	Pass/ Fail	Flags
M325B CCV 5	T2601064.D	C43860	Cal	1.806	1.433	1.806	26%	-14%		Pass	
2026GG104 Method Blank-1	T2601065.D	C70593	Blank		1.433	1.806			0.17%	Pass	ND
M325B CCV 5	T2601077.D	C69578	Check	1.869	1.433	1.806	30%		-2.7%	Pass	
M325B CCV 5	T2601088.D	C43194	Check	1.821	1.433	1.806	27%		-4.2%	Pass	

Ethylbenzene Calibration and Blanks

Sample Code	Data File	Tube ID	Type	RRF	ICAL RRF	Last CCV RRF	RRF Change	ISTD Change vs ICal	ISTD Change vs Concal	Pass/ Fail	Flags
M325B CCV 5	T2601064.D	C43860	Cal	1.772	1.616	1.772	9.6%	-14%		Pass	
2026GG104 Method Blank-1	T2601065.D	C70593	Blank		1.616	1.772			0.17%	Pass	ND
M325B CCV 5	T2601077.D	C69578	Check	1.788	1.616	1.772	11%		-2.7%	Pass	
M325B CCV 5	T2601088.D	C43194	Check	1.835	1.616	1.772	14%		-4.2%	Pass	

m-/p-Xylenes Calibration and Blanks

Sample Code	Data File	Tube ID	Type	RRF	ICAL RRF	Last CCV RRF	RRF Change	ISTD Change vs ICal	ISTD Change vs Concal	Pass/ Fail	Flags
M325B CCV 5	T2601064.D	C43860	Cal	1.429	1.275	1.429	12%	-14%		Pass	
2026GG104 Method Blank-1	T2601065.D	C70593	Blank		1.275	1.429			0.17%	Pass	ND
M325B CCV 5	T2601077.D	C69578	Check	1.448	1.275	1.429	14%		-2.7%	Pass	
M325B CCV 5	T2601088.D	C43194	Check	1.455	1.275	1.429	14%		-4.2%	Pass	

o-Xylene Calibration and Blanks

Sample Code	Data File	Tube ID	Type	RRF	ICAL RRF	Last CCV RRF	RRF Change	ISTD Change vs ICal	ISTD Change vs Concal	Pass/ Fail	Flags
M325B CCV 5	T2601064.D	C43860	Cal	1.446	1.290	1.446	12%	-14%		Pass	
2026GG104 Method Blank-1	T2601065.D	C70593	Blank		1.290	1.446			0.17%	Pass	ND
M325B CCV 5	T2601077.D	C69578	Check	1.501	1.290	1.446	16%		-2.7%	Pass	
M325B CCV 5	T2601088.D	C43194	Check	1.482	1.290	1.446	15%		-4.2%	Pass	

Chromatograms

Name	2026GG104 Method Blank-1
Comment	C70593
Data File	T2601065.D
Acq. Date-Time	2/20/2026 11:16:23 AM
Acq. Method File	M325B-MTD
Tube Sorbent	Carbopack X
Analyze Quant Version	12.1
Report Quant Version	12.1

Sample Chromatogram

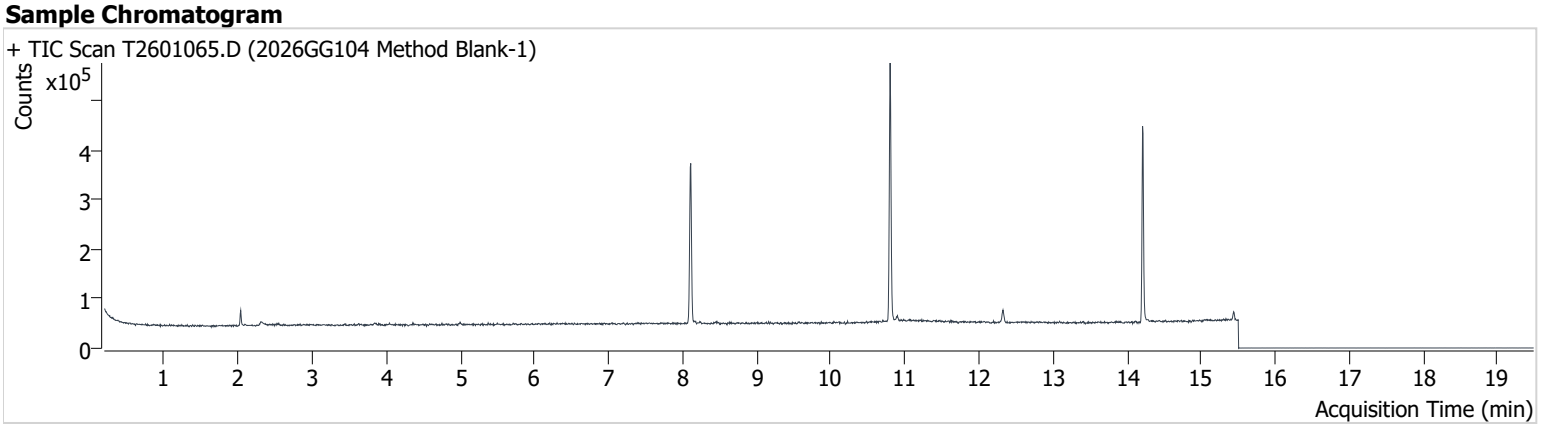

Name	ISTD	RT	ICAL RT	Resp.	Int. Flag
Benzene-d6 (IS)		8.109	8.110	302,645	
Benzene	Benzene-d6 (IS)	8.171	8.171	2,158	
Toluene-d8 (IS)		10.801	10.808	329,535	
Toluene	Toluene-d8 (IS)	10.893	10.900	6,534	
Ethylbenzene	Toluene-d8 (IS)	13.089	13.090	971	
m-/p-Xylenes	Toluene-d8 (IS)	13.377	13.267	ND	m
o-Xylene	Toluene-d8 (IS)	13.774	13.769	696	

Benzene-d6 (IS)

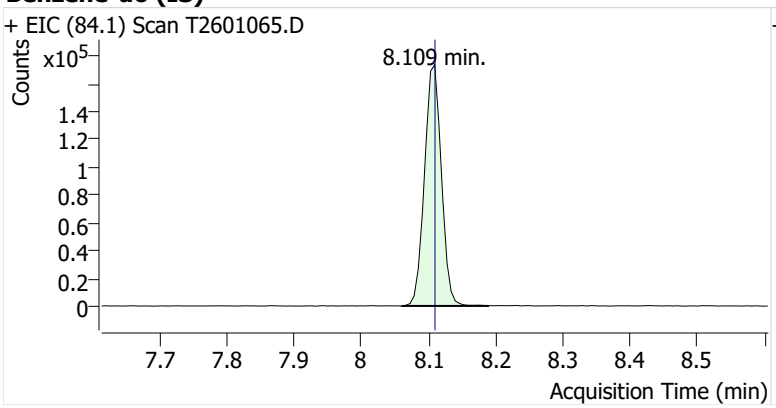

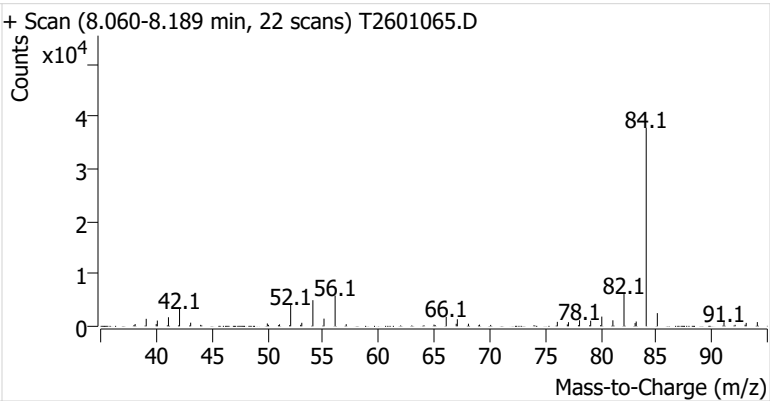

Benzene

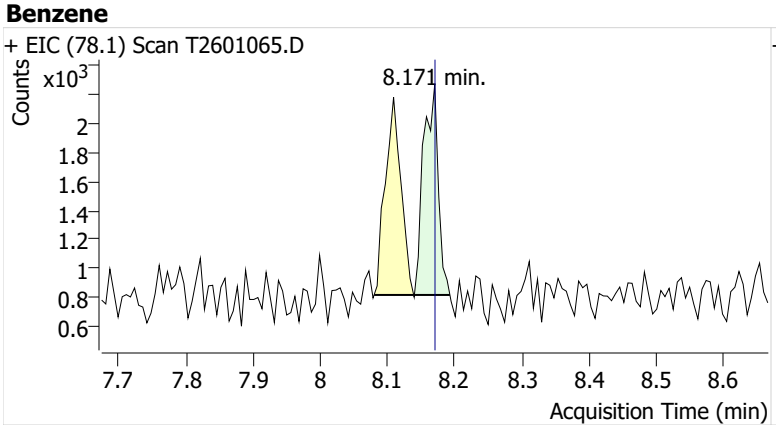

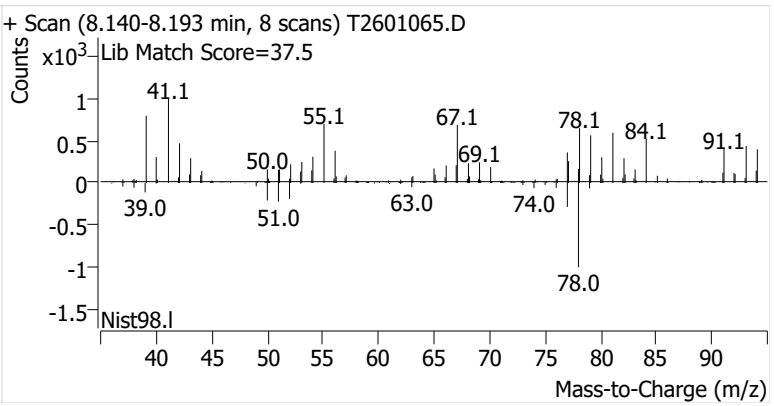

Toluene-d8 (IS)

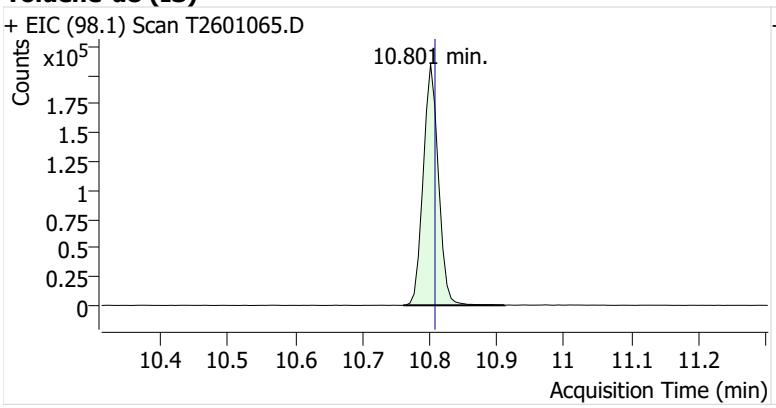

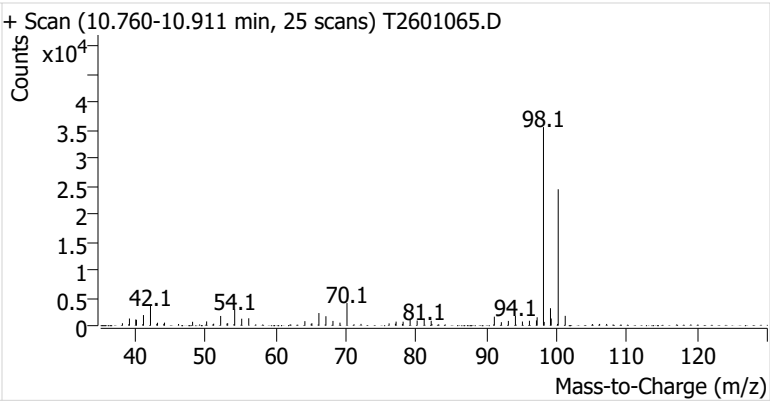

Toluene

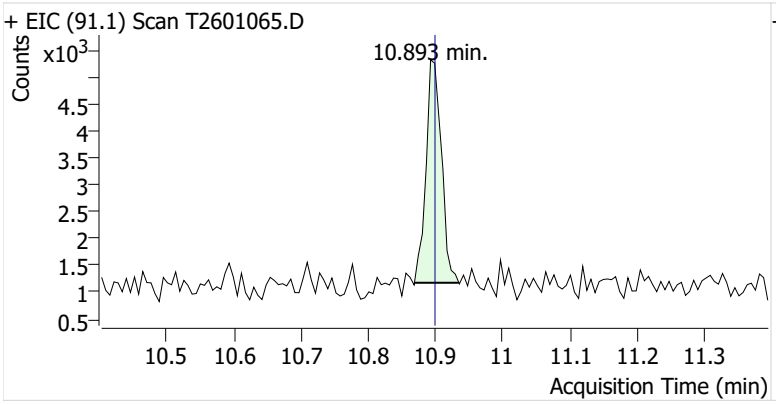

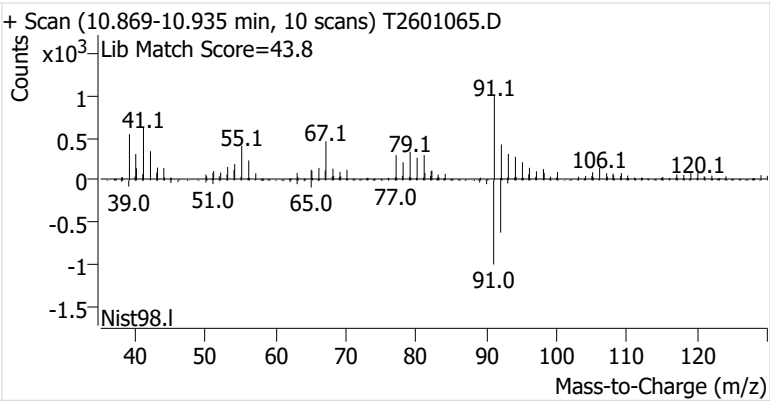

Ethylbenzene

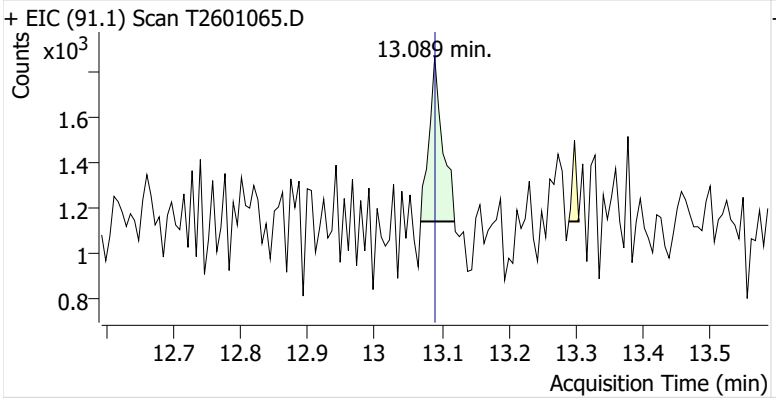

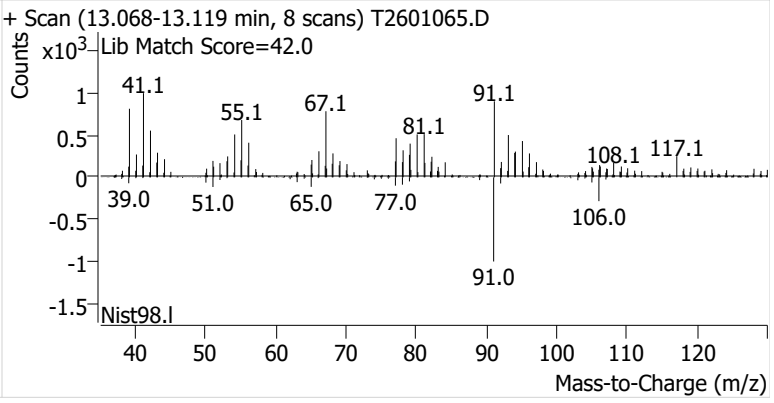

m-/p-Xylenes

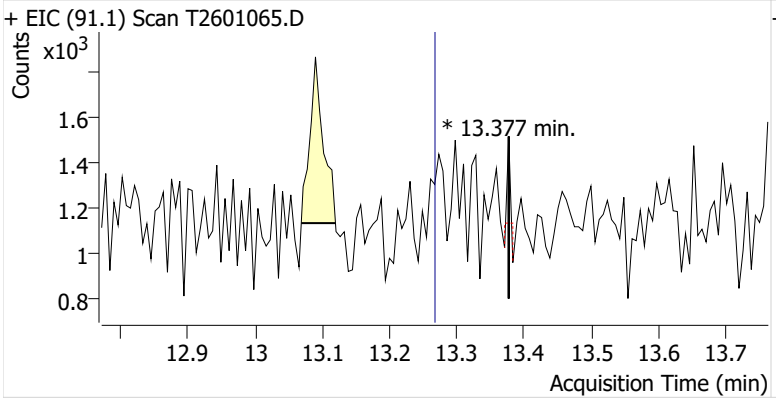

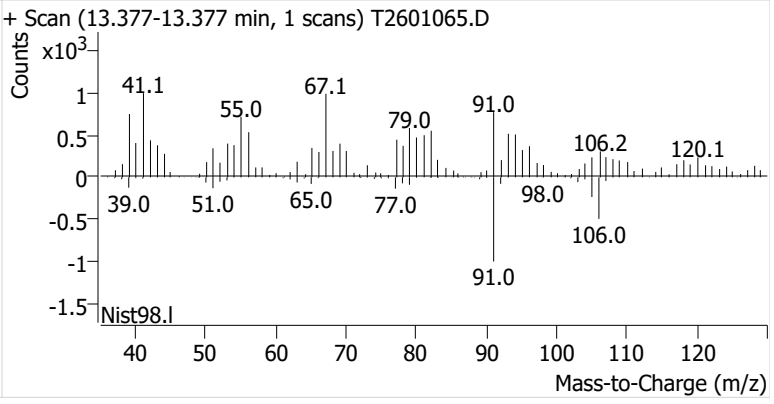

o-Xylene

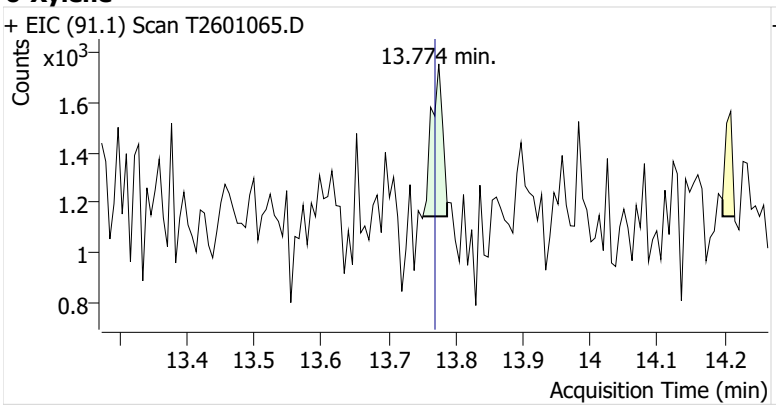
+ EIC (91.1) Scan T2601065.D
Counts
x10^3
13.774 min.
1.6
1.4
1.2
1
0.8
13.4
13.5
13.6
13.7
13.8
13.9
14
14.1
14.2
Acquisition Time (min)

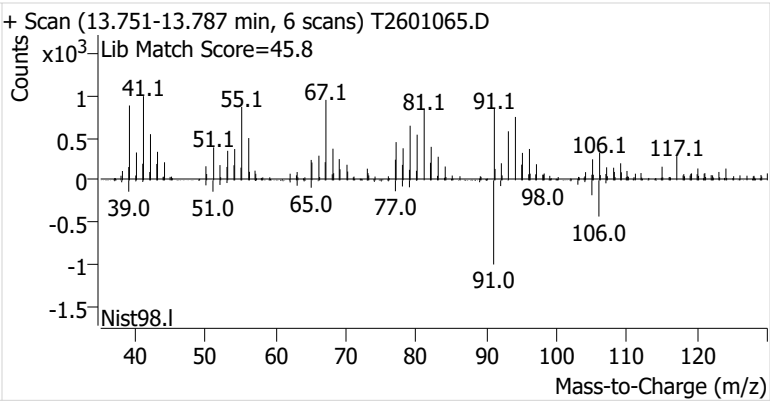
+ Scan (13.751-13.787 min, 6 scans) T2601065.D
Lib Match Score=45.8
Counts
x10^3
41.1
55.1
67.1
81.1
91.1
51.1
106.1
117.1
39.0
51.0
65.0
77.0
98.0
106.0
91.0
1
0.5
0
-0.5
-1
-1.5
Nist98.l
40
50
60
70
80
90
100
110
120
Mass-to-Charge (m/z)

Name	IRVSEA-2-B-20260204
Comment	C57528
Data File	T2601066.D
Acq. Date-Time	2/20/2026 11:41:54 AM
Acq. Method File	M325B-MTD
Tube Sorbent	Carbopack X
Analyze Quant Version	12.1
Report Quant Version	12.1

Sample Chromatogram

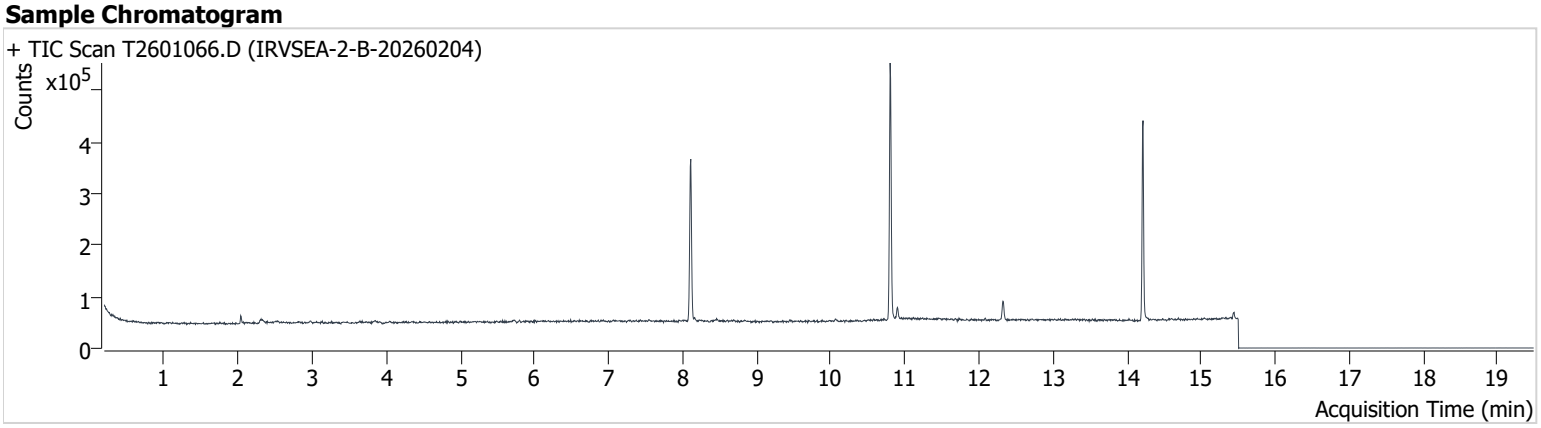

Name	ISTD	RT	ICAL RT	Resp.	Int. Flag
Benzene-d6 (IS)		8.110	8.110	292,947	
Benzene	Benzene-d6 (IS)	8.159	8.171	3,329	
Toluene-d8 (IS)		10.801	10.808	321,113	
Toluene	Toluene-d8 (IS)	10.899	10.900	14,737	
Ethylbenzene	Toluene-d8 (IS)	13.071	13.090	145	m
m-/p-Xylenes	Toluene-d8 (IS)	13.610	13.267	ND	m
o-Xylene	Toluene-d8 (IS)	13.970	13.769	ND	m

Benzene-d6 (IS)

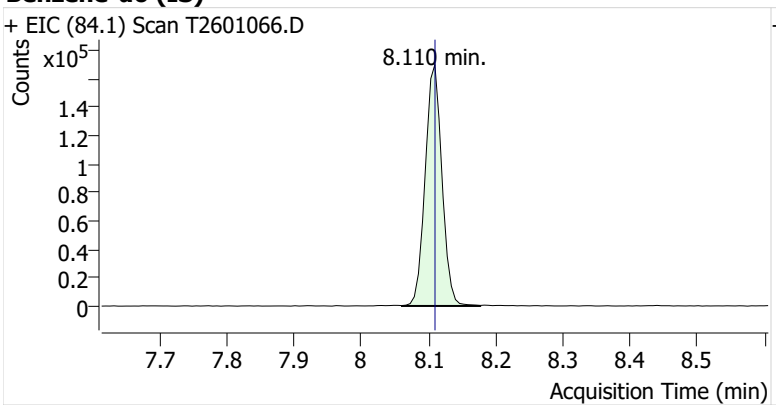

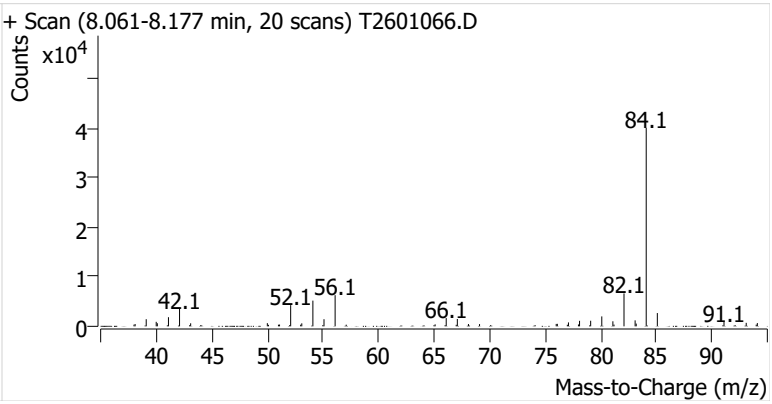

Benzene

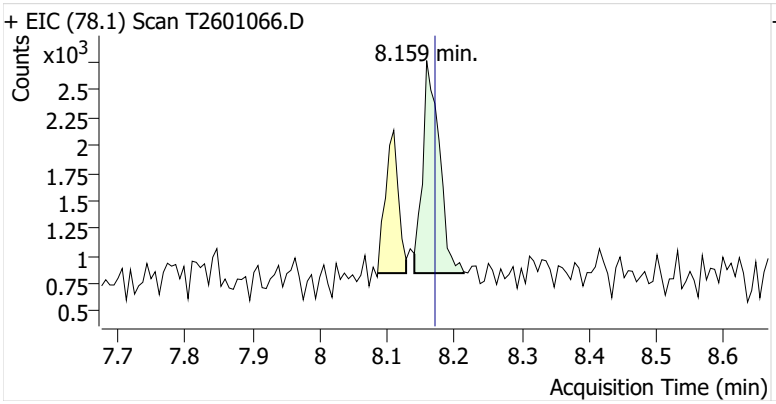

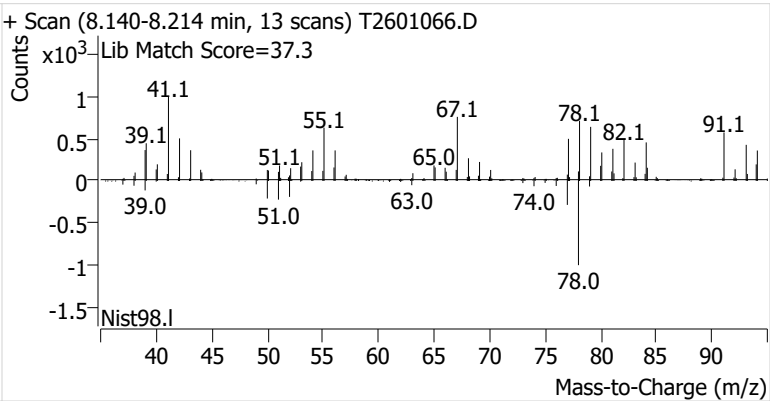

Toluene-d8 (IS)

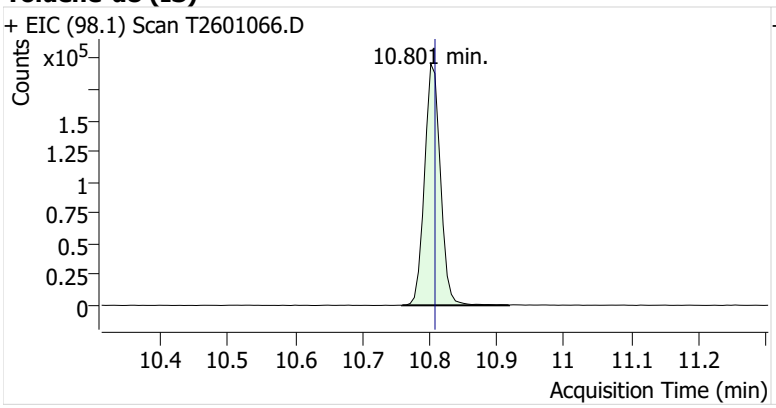

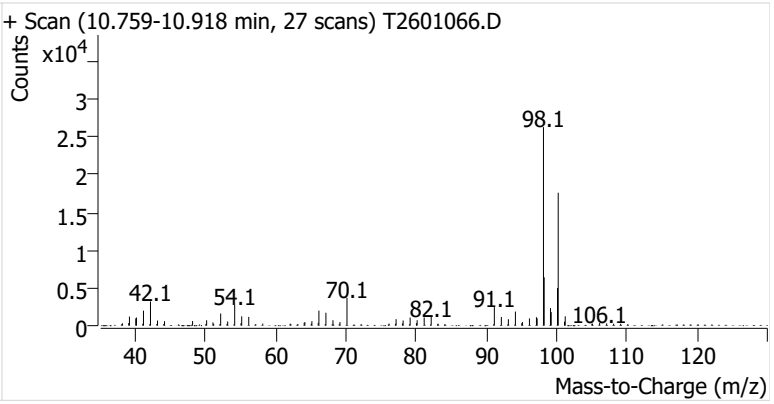

Toluene

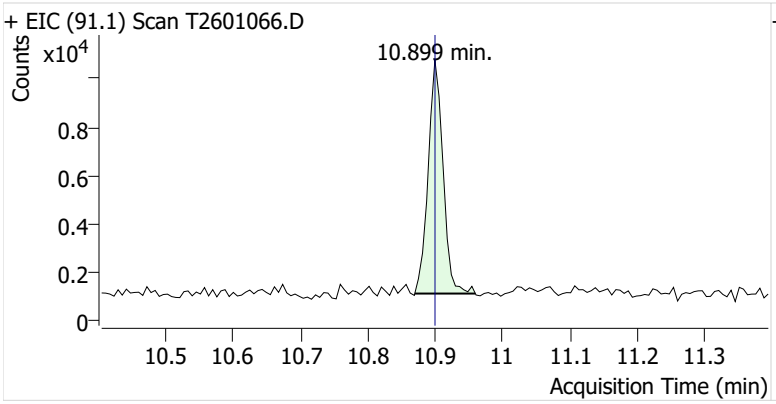

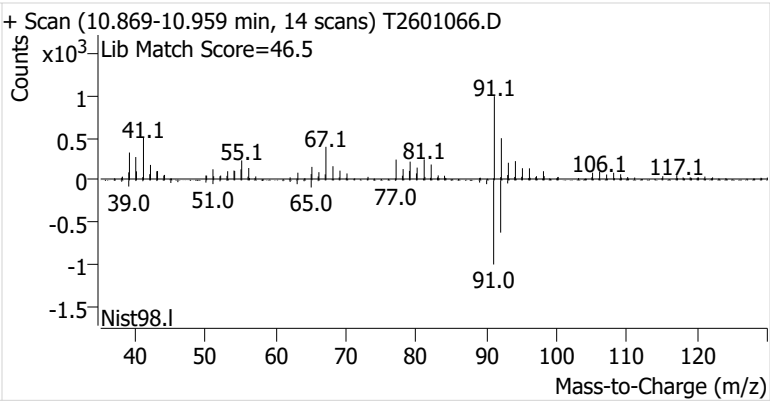

Ethylbenzene

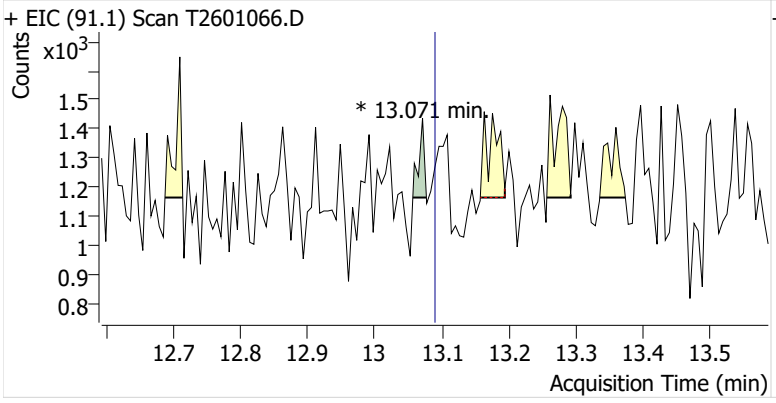

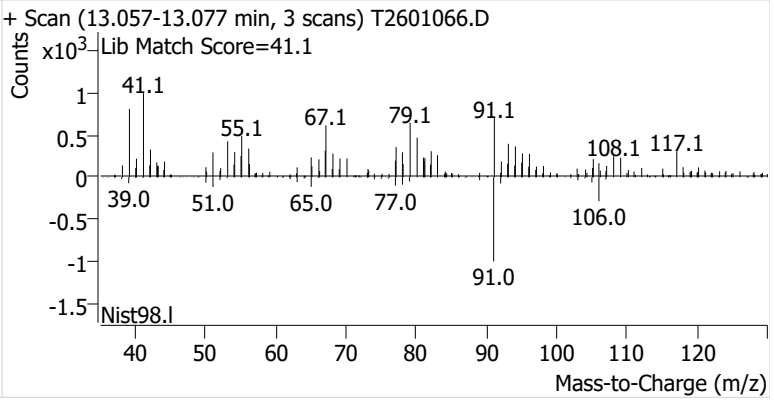

m-/p-Xylenes

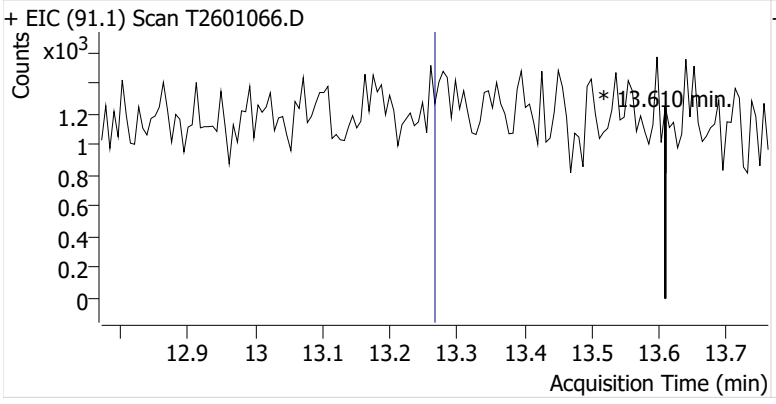

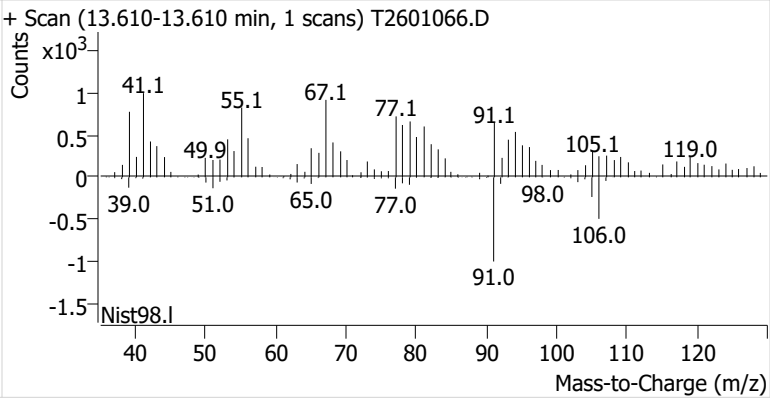

o-Xylene

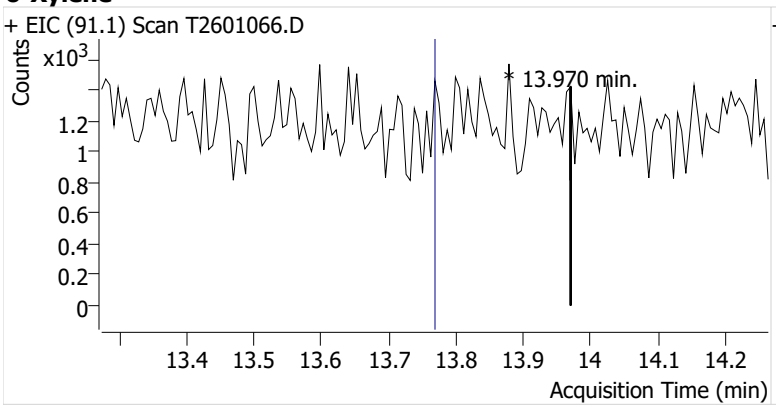
+ EIC (91.1) Scan T2601066.D
Counts
x10^3
* 13.970 min.
1.2
1
0.8
0.6
0.4
0.2
0
13.4
13.5
13.6
13.7
13.8
13.9
14
14.1
14.2
Acquisition Time (min)

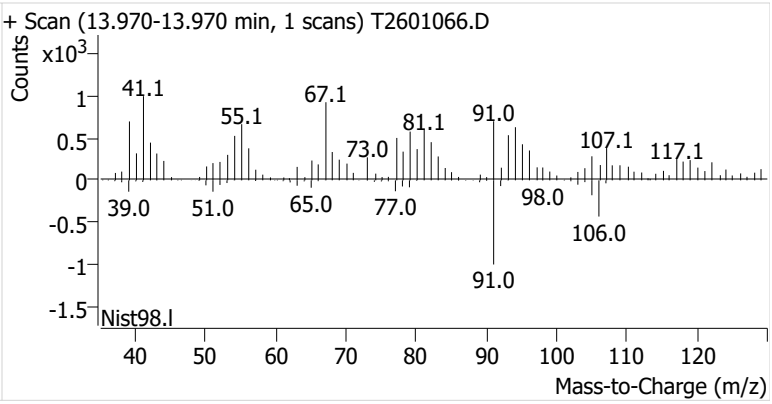
+ Scan (13.970-13.970 min, 1 scans) T2601066.D
Counts
x10^3
41.1
55.1
67.1
73.0
81.1
91.0
107.1
117.1
39.0
51.0
65.0
77.0
98.0
106.0
91.0
1
0.5
0
-0.5
-1
-1.5
Nist98.l
40
50
60
70
80
90
100
110
120
Mass-to-Charge (m/z)

Name	IRVSEA-8-B-20260204
Comment	C01371
Data File	T2601067.D
Acq. Date-Time	2/20/2026 12:07:40 PM
Acq. Method File	M325B-MTD
Tube Sorbent	Carbopack X
Analyze Quant Version	12.1
Report Quant Version	12.1

Sample Chromatogram

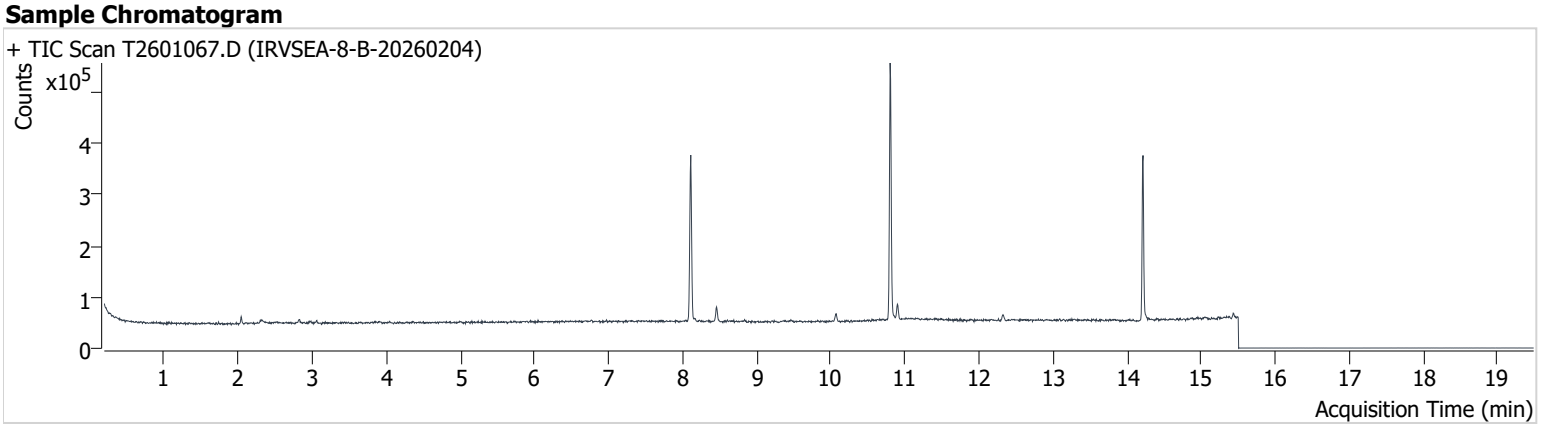

Name	ISTD	RT	ICAL RT	Resp.	Int. Flag
Benzene-d6 (IS)		8.110	8.110	296,667	
Benzene	Benzene-d6 (IS)	8.165	8.171	4,124	
Toluene-d8 (IS)		10.801	10.808	326,414	
Toluene	Toluene-d8 (IS)	10.899	10.900	20,908	
Ethylbenzene	Toluene-d8 (IS)	13.096	13.090	410	
m-/p-Xylenes	Toluene-d8 (IS)	13.267	13.267	477	m
o-Xylene	Toluene-d8 (IS)	13.304	13.769	ND	m

Benzene-d6 (IS)

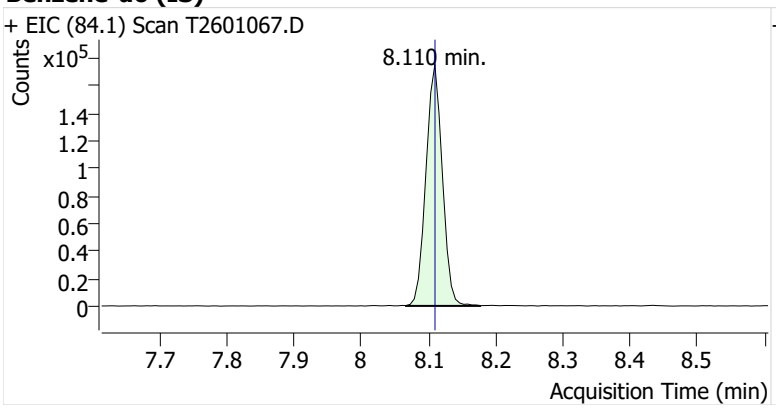

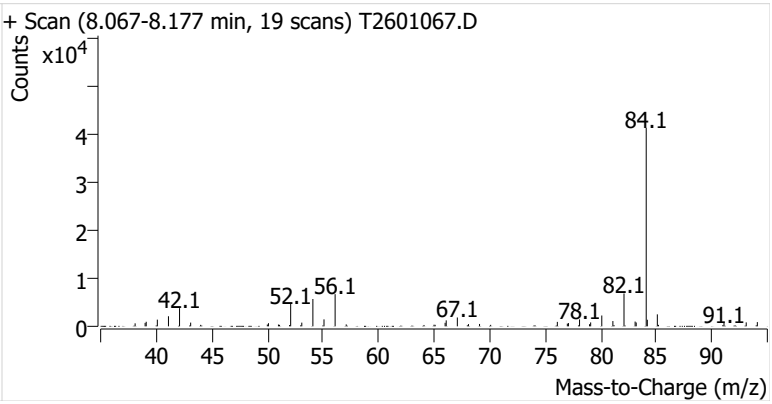

Benzene

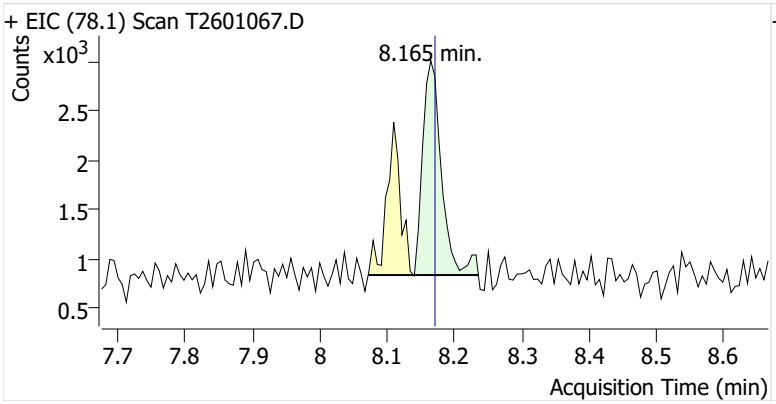

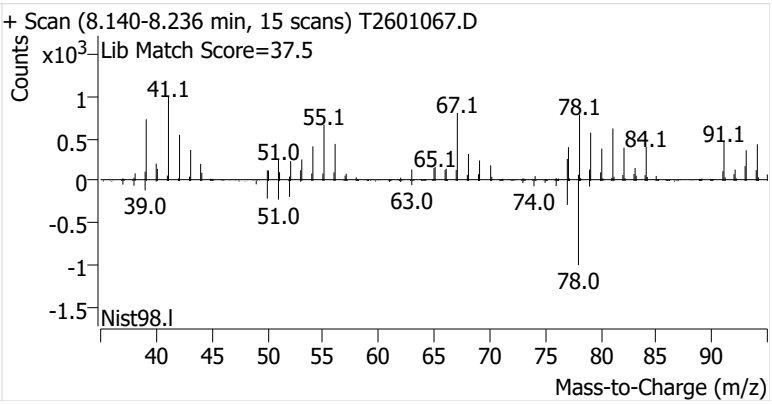

Toluene-d8 (IS)

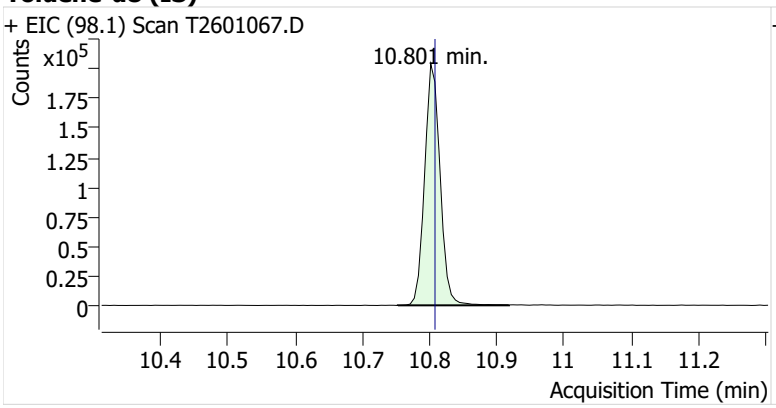

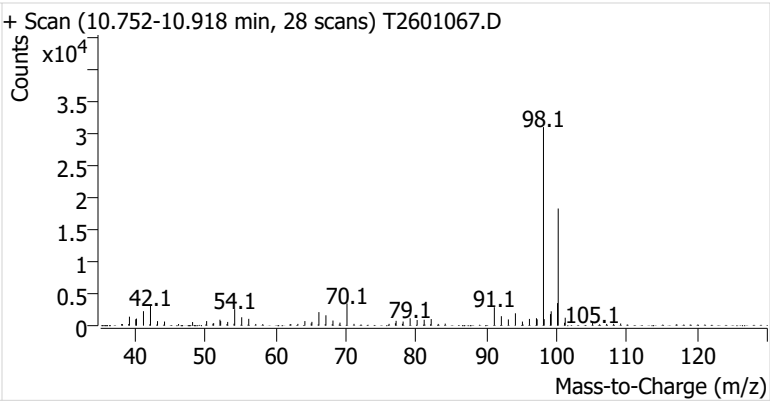

Toluene

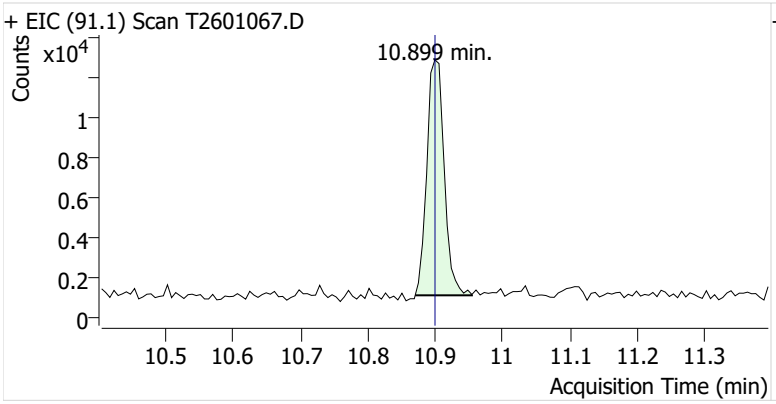

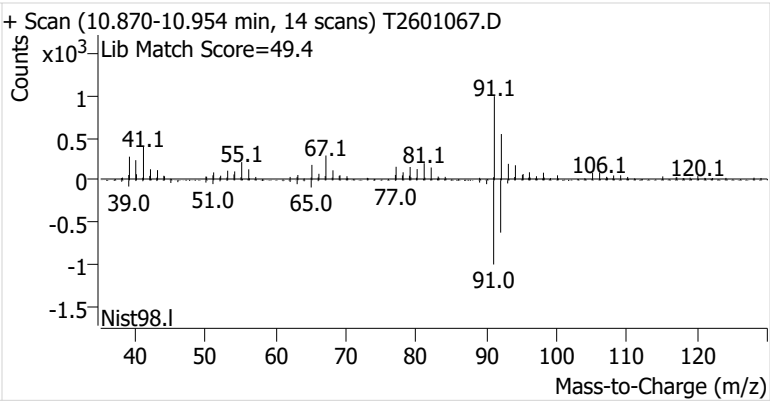

Ethylbenzene

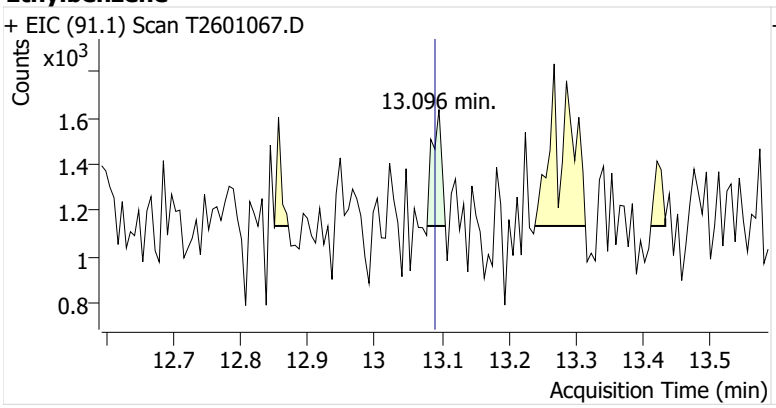

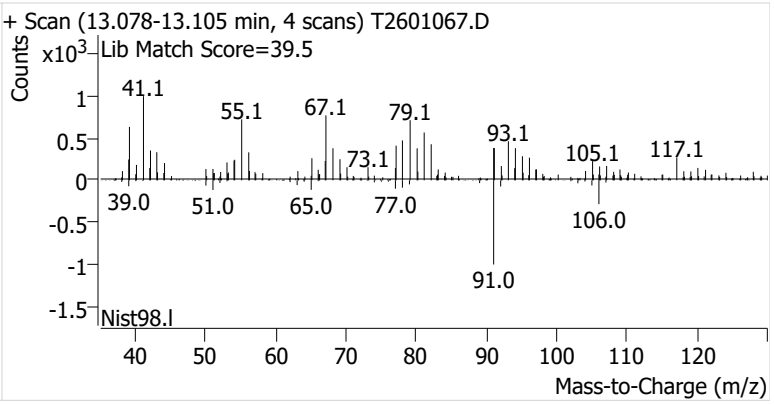

m-/p-Xylenes

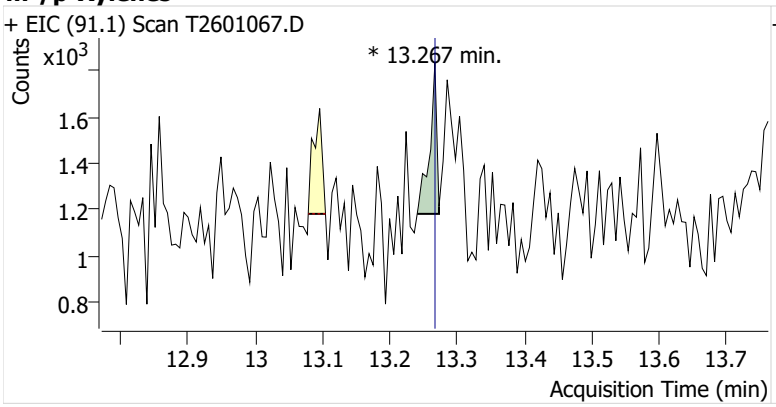

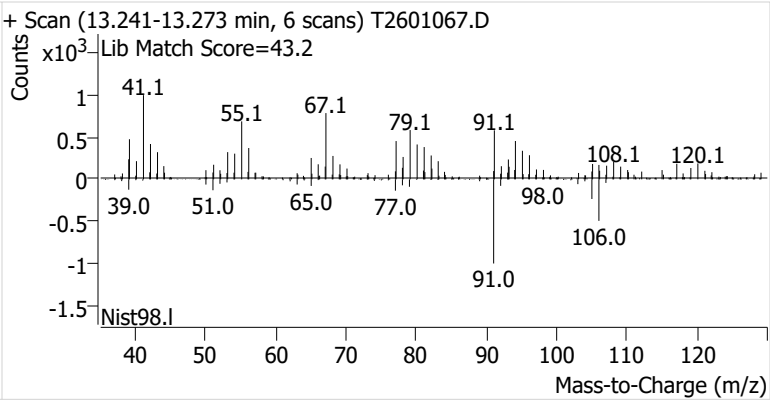

o-Xylene

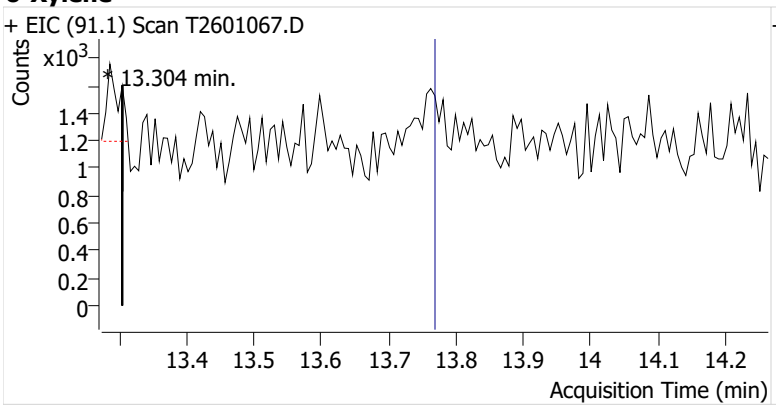
+ EIC (91.1) Scan T2601067.D
Counts
x10^3
13.304 min.
1.4
1.2
1
0.8
0.6
0.4
0.2
0
13.4
13.5
13.6
13.7
13.8
13.9
14
14.1
14.2
Acquisition Time (min)

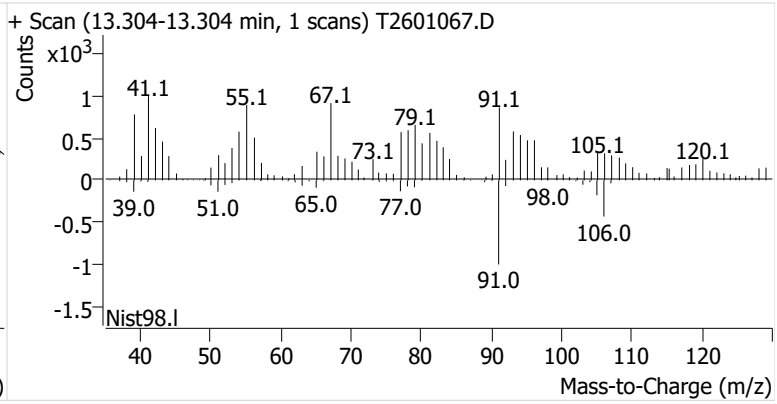
+ Scan (13.304-13.304 min, 1 scans) T2601067.D
Counts
x10^3
1
0.5
0
-0.5
-1
-1.5
41.1
55.1
67.1
79.1
91.1
73.1
105.1
120.1
39.0
51.0
65.0
77.0
98.0
106.0
91.0
Nist98.l
40
50
60
70
80
90
100
110
120
Mass-to-Charge (m/z)

Name	IRVSEA-1-S-20260204
Comment	C60002
Data File	T2601068.D
Acq. Date-Time	2/20/2026 12:33:25 PM
Acq. Method File	M325B-MTD
Tube Sorbent	Carbopack X
Analyze Quant Version	12.1
Report Quant Version	12.1

Sample Chromatogram

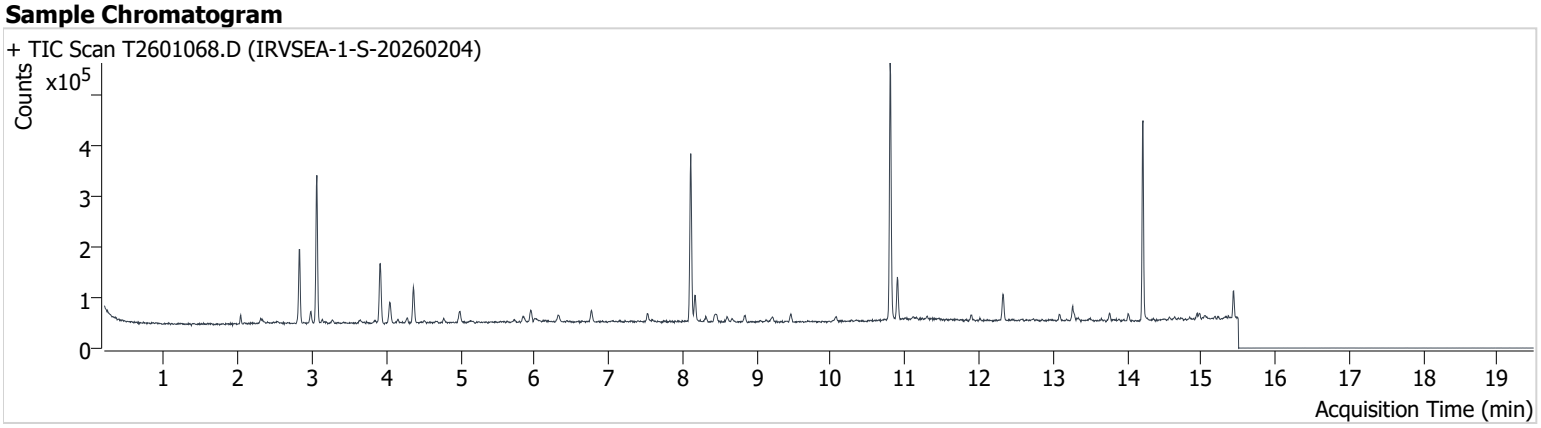

Name	ISTD	RT	ICAL RT	Resp.	Int. Flag
Benzene-d6 (IS)		8.110	8.110	295,981	
Benzene	Benzene-d6 (IS)	8.171	8.171	45,052	
Toluene-d8 (IS)		10.801	10.808	327,617	
Toluene	Toluene-d8 (IS)	10.899	10.900	57,565	
Ethylbenzene	Toluene-d8 (IS)	13.090	13.090	9,089	
m-/p-Xylenes	Toluene-d8 (IS)	13.267	13.267	19,345	
o-Xylene	Toluene-d8 (IS)	13.769	13.769	7,876	

Benzene-d6 (IS)

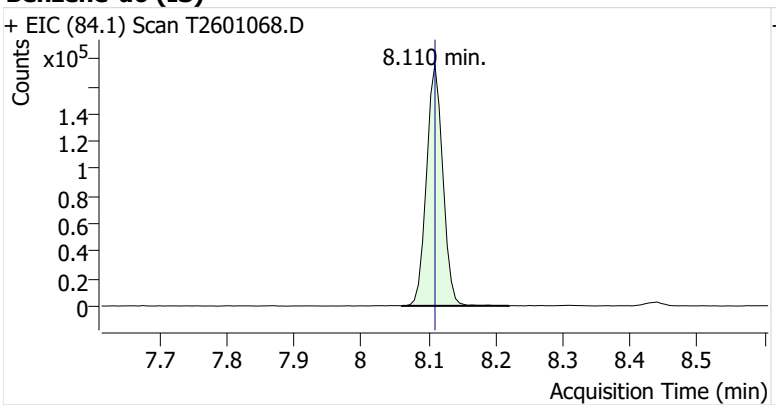

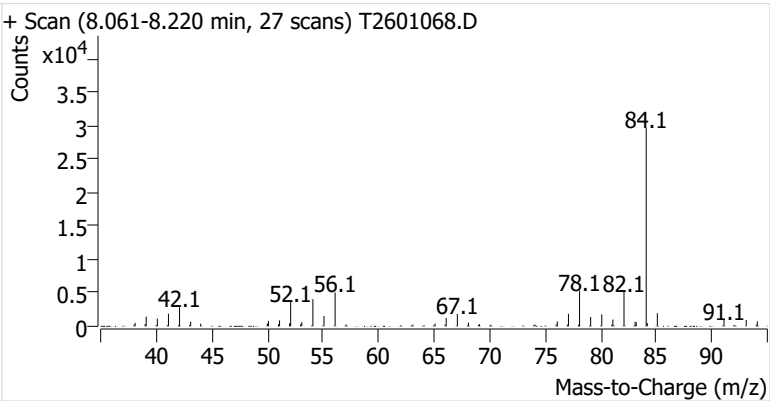

Benzene

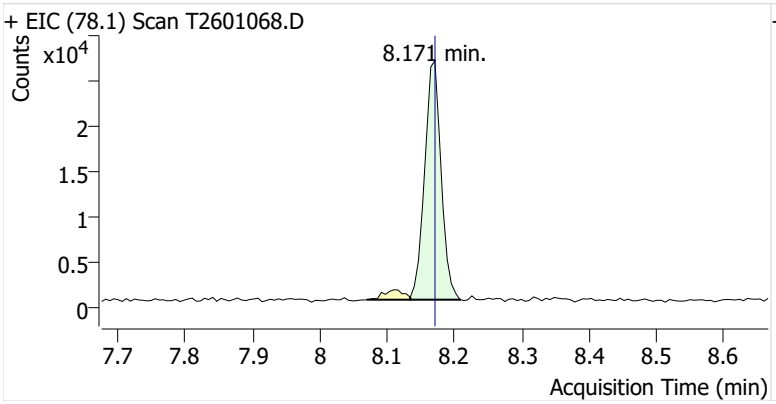

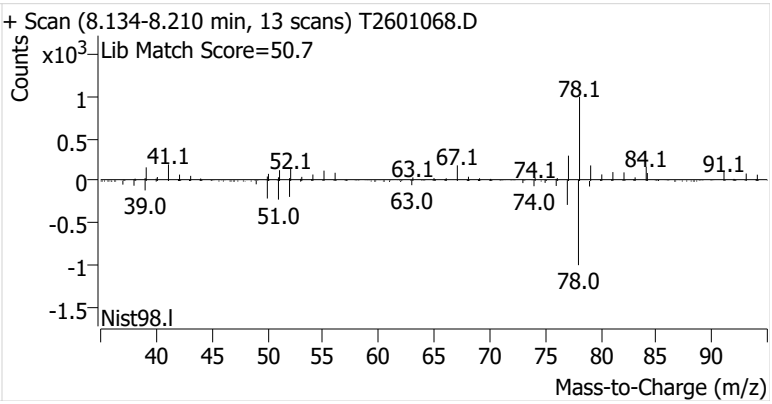

Toluene-d8 (IS)

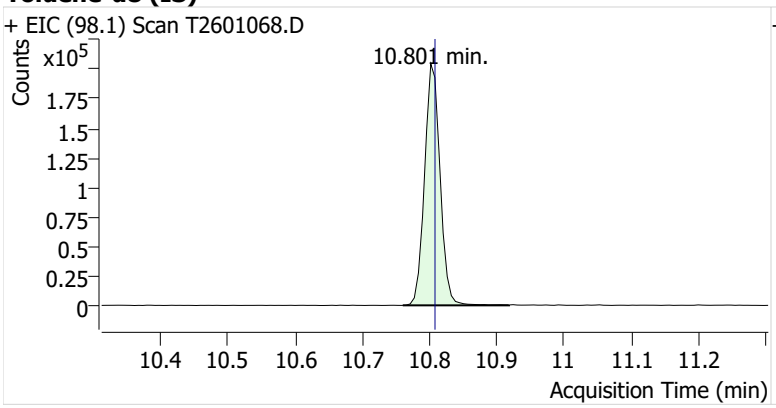

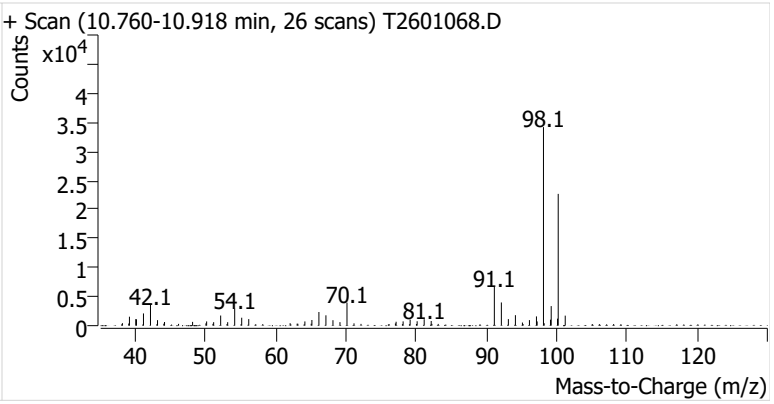

Toluene

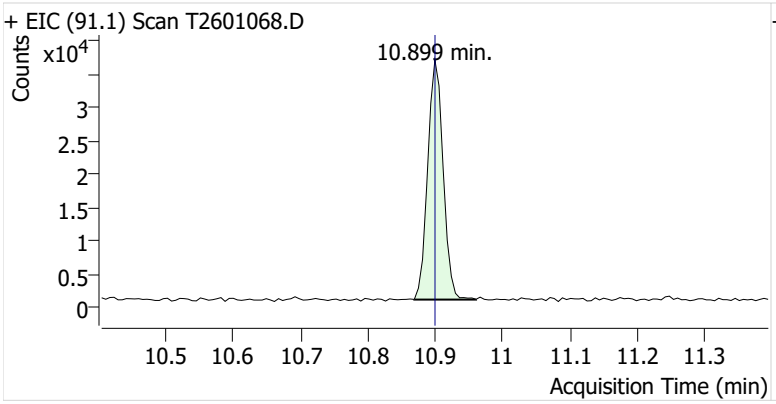

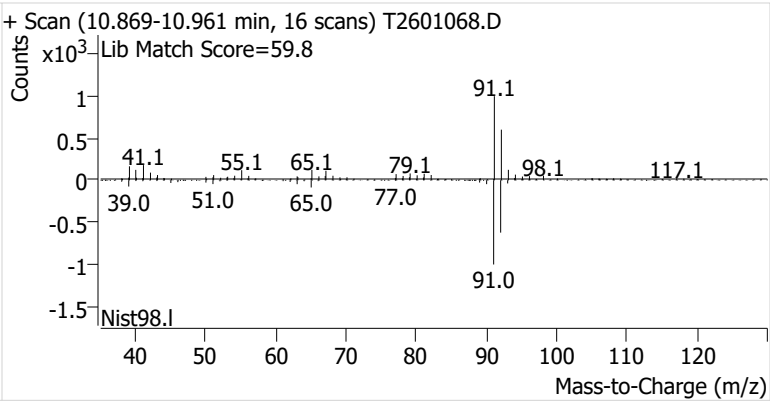

Ethylbenzene

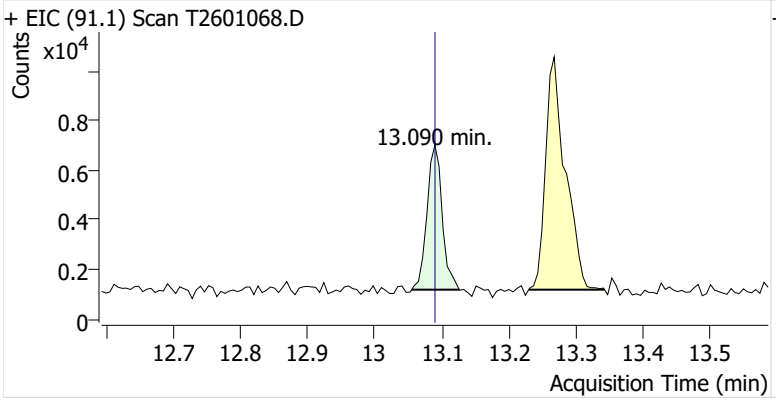

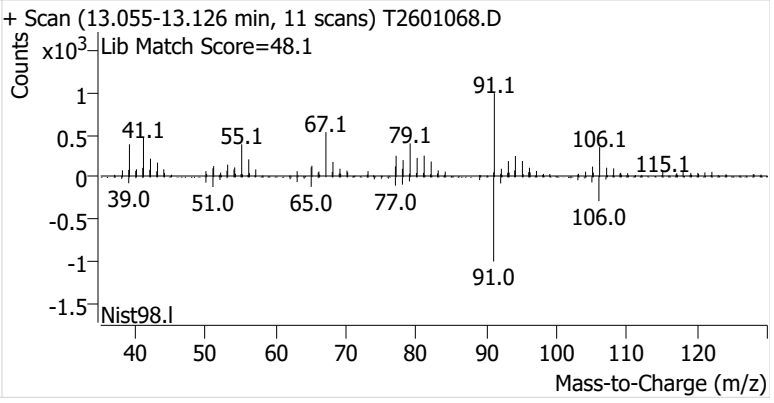

m-/p-Xylenes

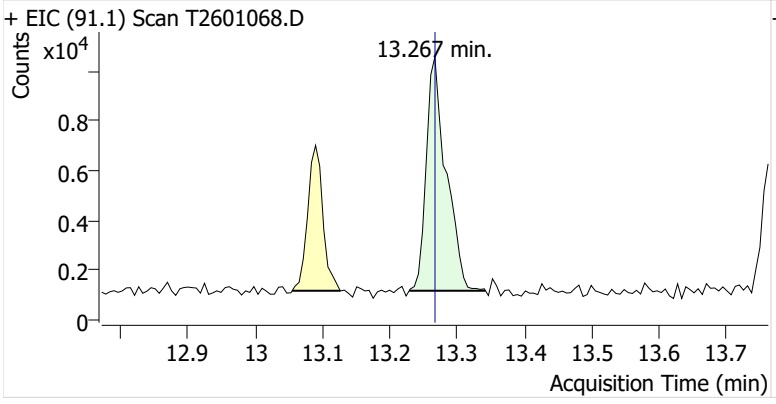

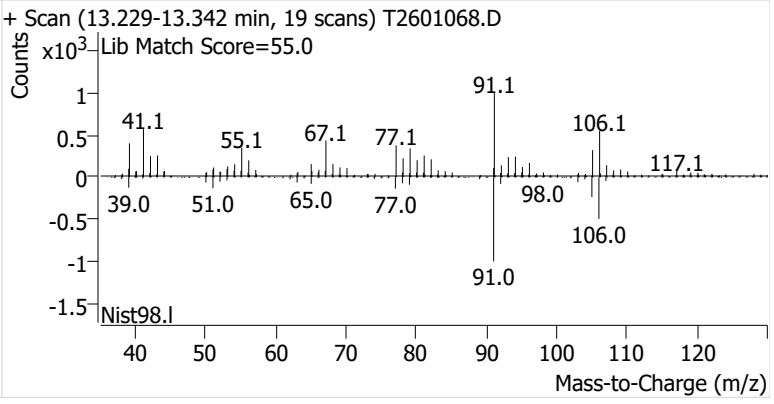

o-Xylene

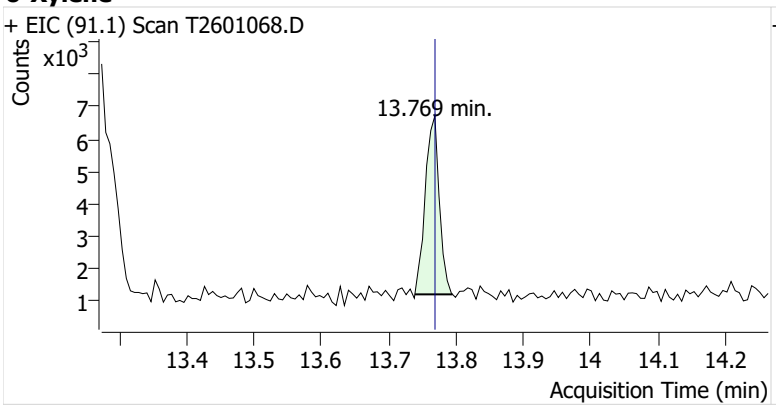
+ EIC (91.1) Scan T2601068.D
Counts
x10^3
7
6
5
4
3
2
1
13.769 min.
13.4
13.5
13.6
13.7
13.8
13.9
14
14.1
14.2
Acquisition Time (min)

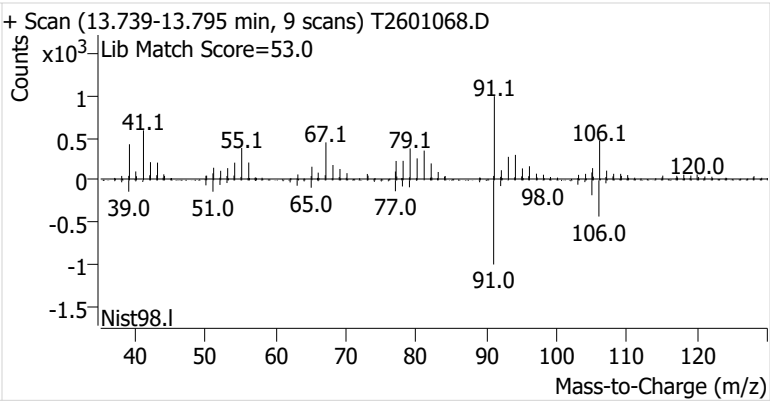
+ Scan (13.739-13.795 min, 9 scans) T2601068.D
Lib Match Score=53.0
Counts
x10^3
1
0.5
0
-0.5
-1
-1.5
41.1
55.1
67.1
79.1
91.1
106.1
120.0
39.0
51.0
65.0
77.0
98.0
106.0
91.0
Nist98.l
40
50
60
70
80
90
100
110
120
Mass-to-Charge (m/z)

Name	IRVSEA-2-S-20260204
Comment	C55780
Data File	T2601069.D
Acq. Date-Time	2/20/2026 12:59:18 PM
Acq. Method File	M325B-MTD
Tube Sorbent	Carbopack X
Analyze Quant Version	12.1
Report Quant Version	12.1

Sample Chromatogram

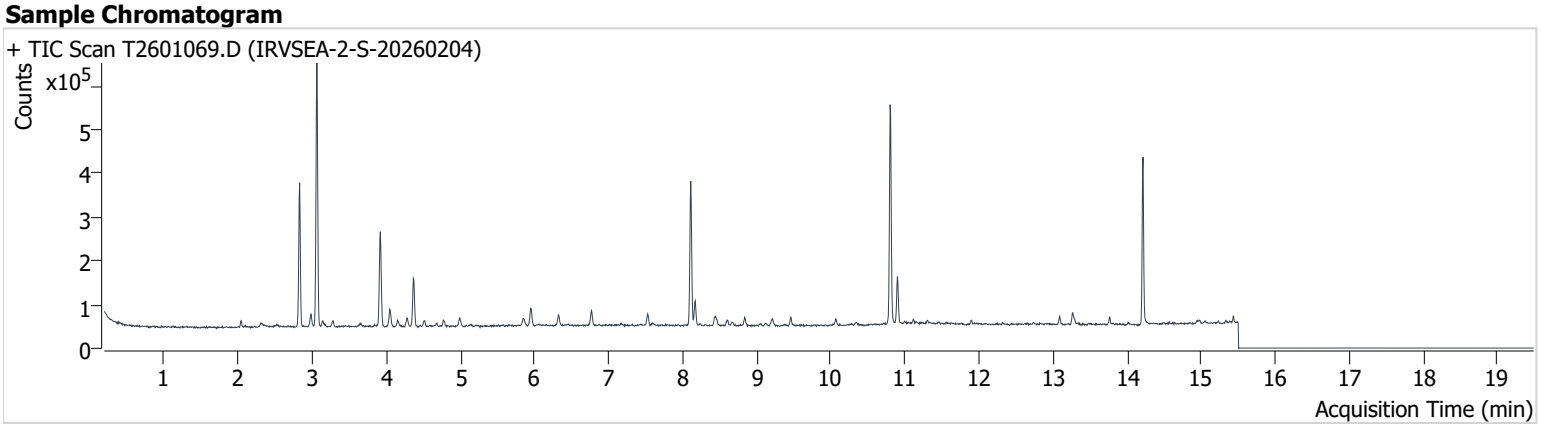

Name	ISTD	RT	ICAL RT	Resp.	Int. Flag
Benzene-d6 (IS)		8.110	8.110	296,052	
Benzene	Benzene-d6 (IS)	8.171	8.171	46,150	
Toluene-d8 (IS)		10.801	10.808	326,845	
Toluene	Toluene-d8 (IS)	10.899	10.900	71,986	
Ethylbenzene	Toluene-d8 (IS)	13.090	13.090	11,275	
m-/p-Xylenes	Toluene-d8 (IS)	13.267	13.267	21,279	
o-Xylene	Toluene-d8 (IS)	13.769	13.769	8,846	

Benzene-d6 (IS)

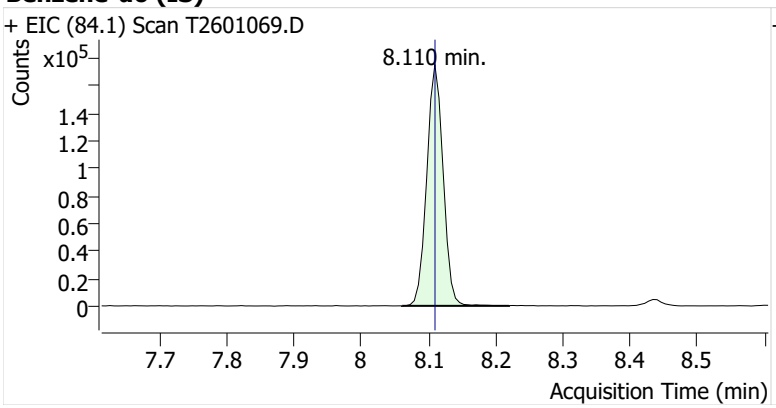

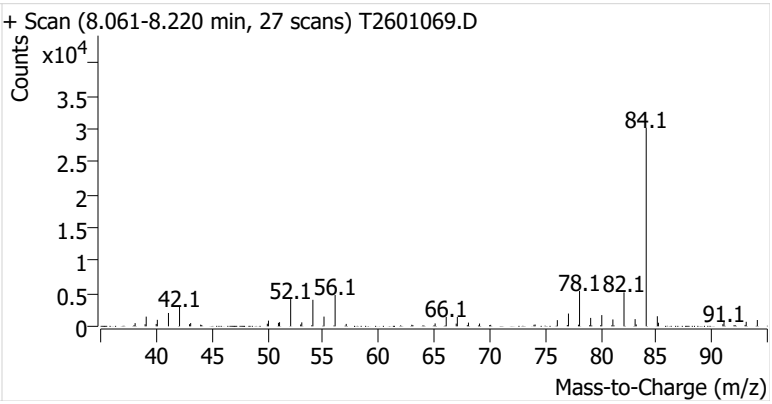

Benzene

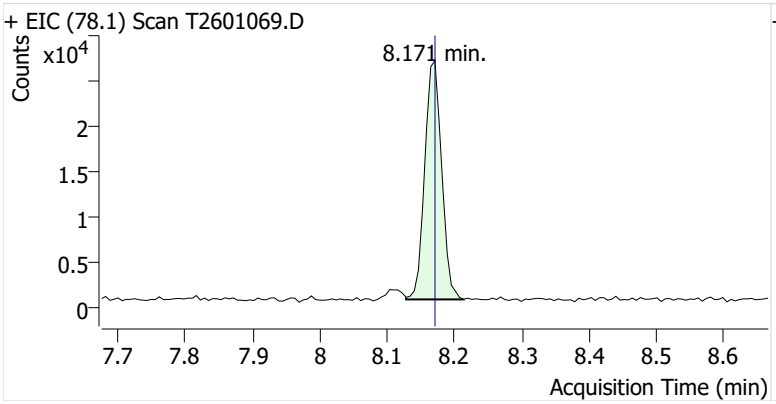

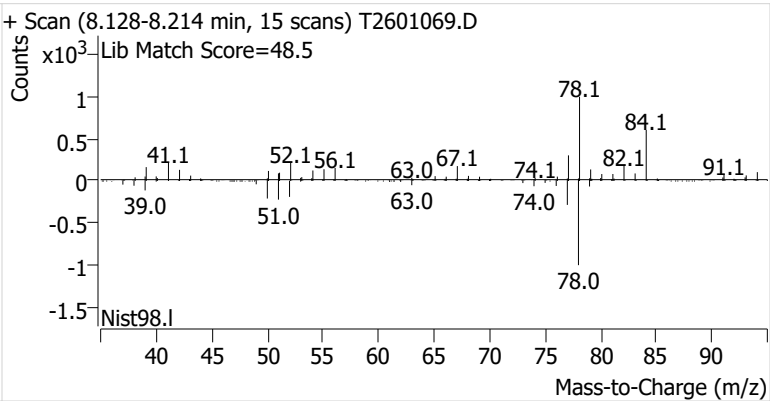

Toluene-d8 (IS)

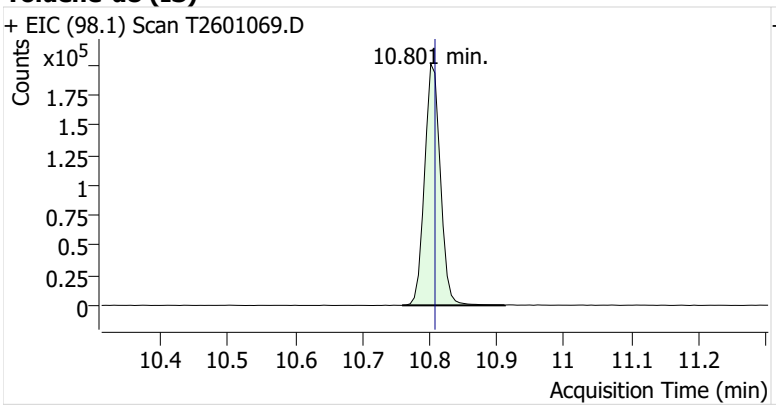

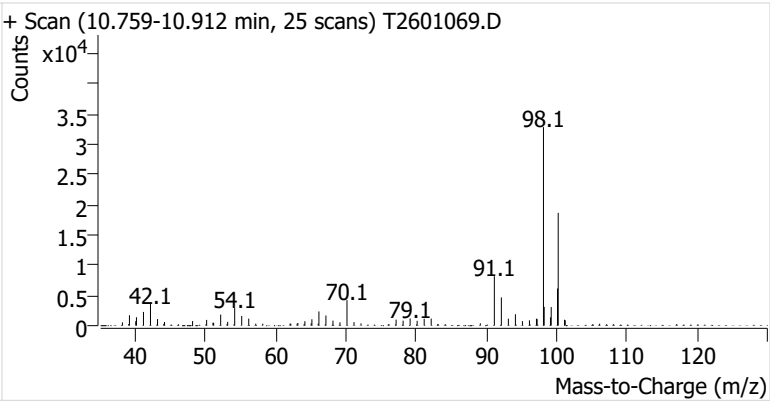

Toluene

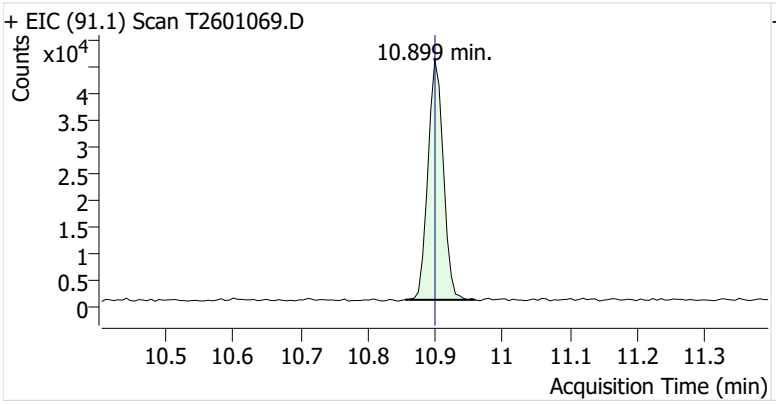

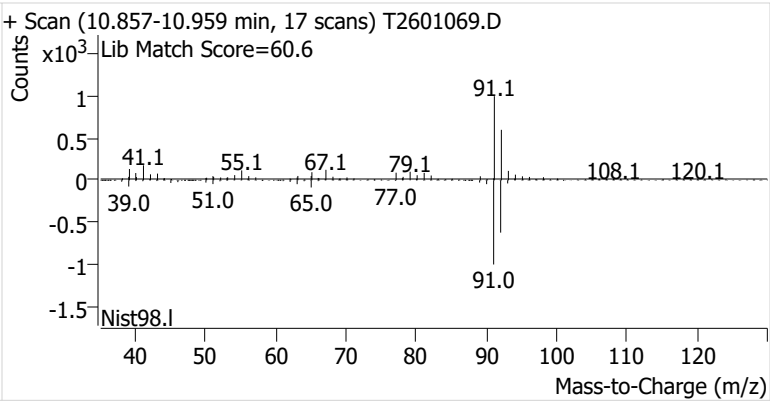

Ethylbenzene

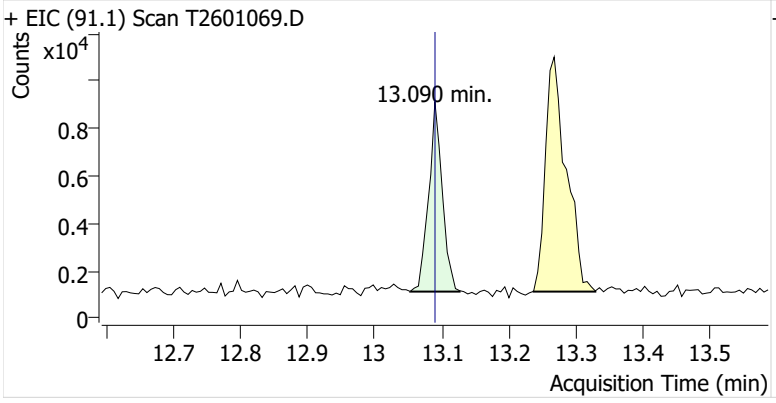

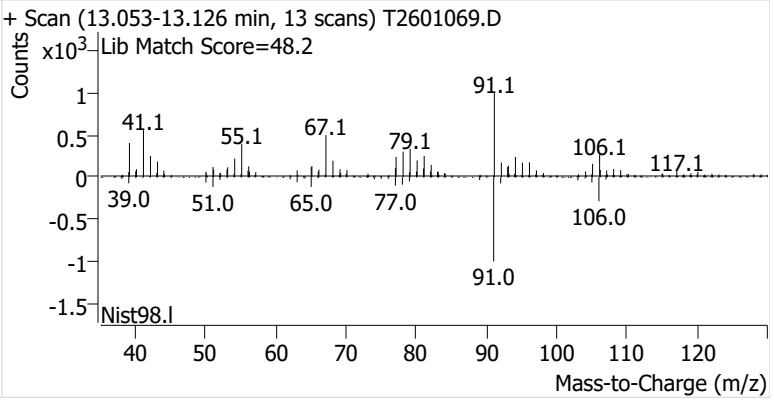

m-/p-Xylenes

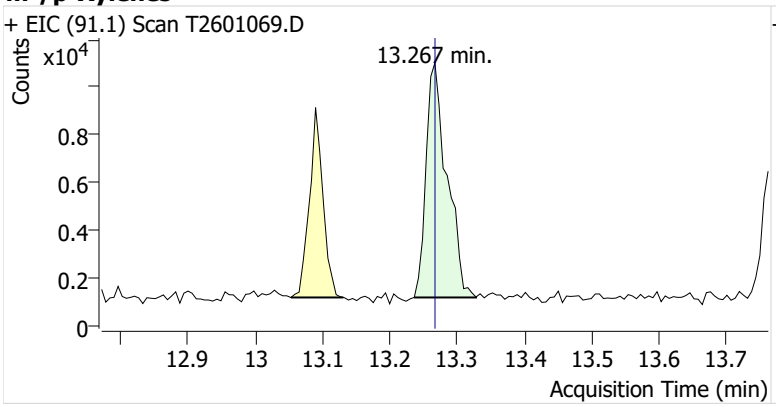

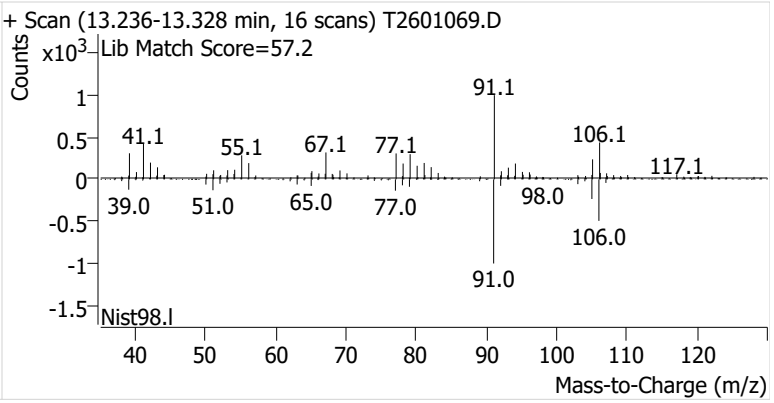

o-Xylene

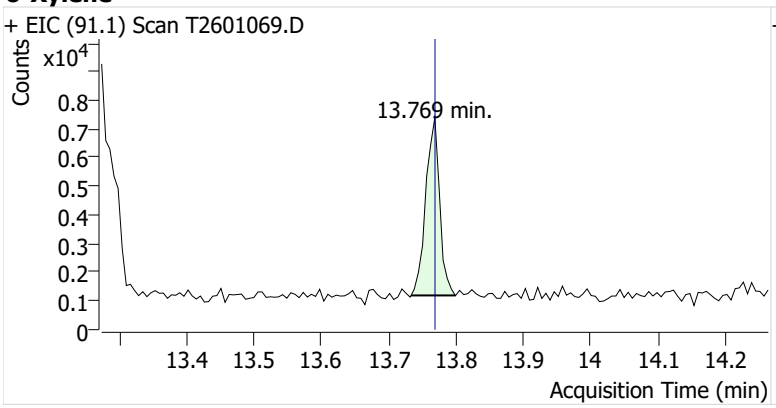
+ EIC (91.1) Scan T2601069.D
Counts
x10^4
0.8
0.7
0.6
0.5
0.4
0.3
0.2
0.1
0
13.769 min.
13.4
13.5
13.6
13.7
13.8
13.9
14
14.1
14.2
Acquisition Time (min)

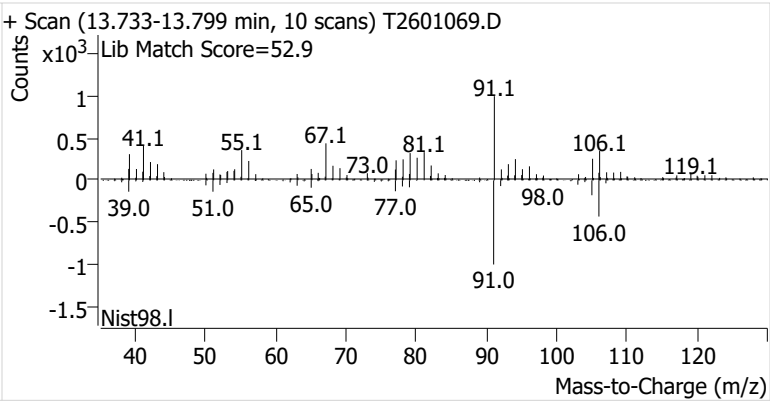
+ Scan (13.733-13.799 min, 10 scans) T2601069.D
Lib Match Score=52.9
Counts
x10^3
1
0.5
0
-0.5
-1
-1.5
91.1
41.1
55.1
67.1
73.0
81.1
106.1
119.1
39.0
51.0
65.0
77.0
98.0
106.0
91.0
Nist98.l
40
50
60
70
80
90
100
110
120
Mass-to-Charge (m/z)

Name	IRVSEA-2-D-20260204
Comment	B19353
Data File	T2601070.D
Acq. Date-Time	2/20/2026 1:24:52 PM
Acq. Method File	M325B-MTD
Tube Sorbent	Carbopack X
Analyze Quant Version	12.1
Report Quant Version	12.1

Sample Chromatogram

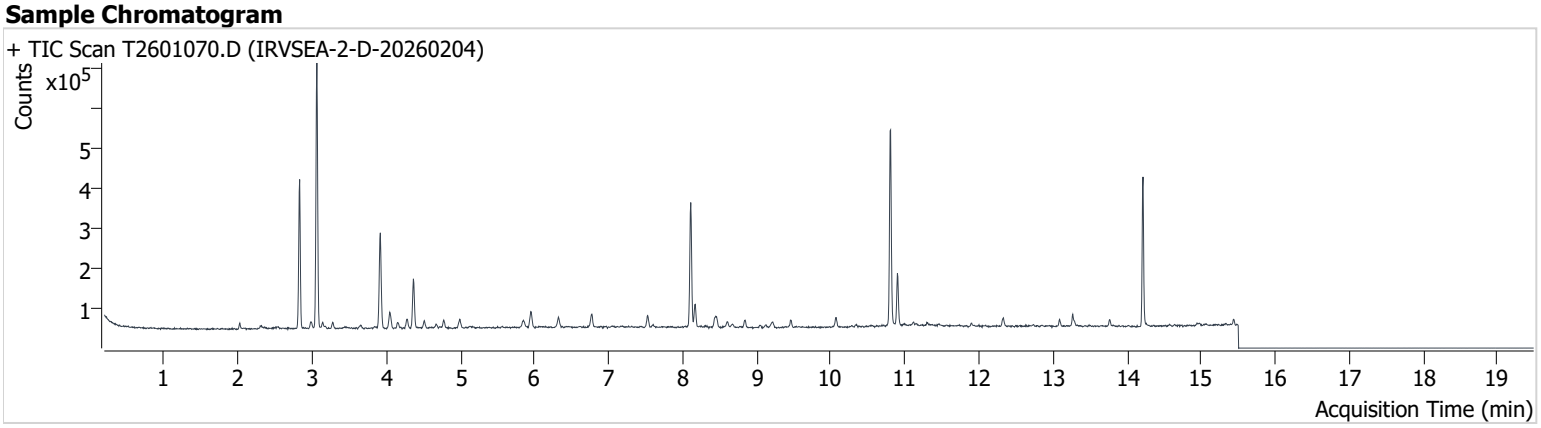

Name	ISTD	RT	ICAL RT	Resp.	Int. Flag
Benzene-d6 (IS)		8.110	8.110	291,809	
Benzene	Benzene-d6 (IS)	8.171	8.171	49,897	
Toluene-d8 (IS)		10.808	10.808	323,205	
Toluene	Toluene-d8 (IS)	10.899	10.900	88,896	
Ethylbenzene	Toluene-d8 (IS)	13.089	13.090	11,139	
m-/p-Xylenes	Toluene-d8 (IS)	13.267	13.267	20,146	
o-Xylene	Toluene-d8 (IS)	13.762	13.769	8,560	

Benzene-d6 (IS)

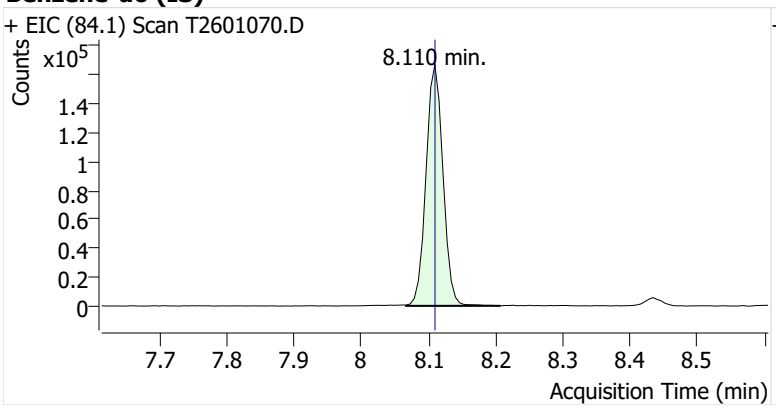

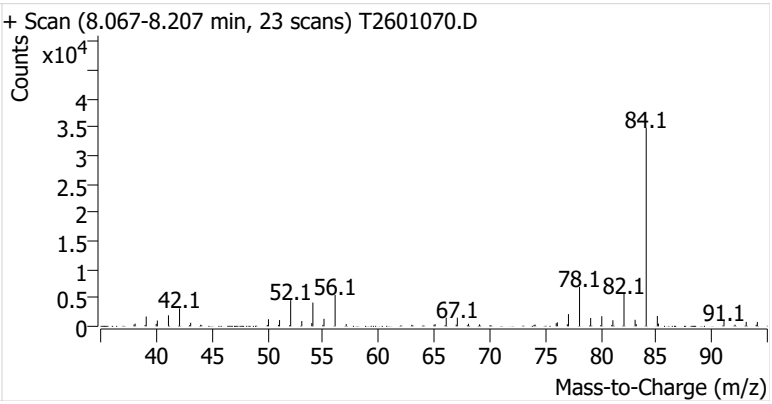

Benzene

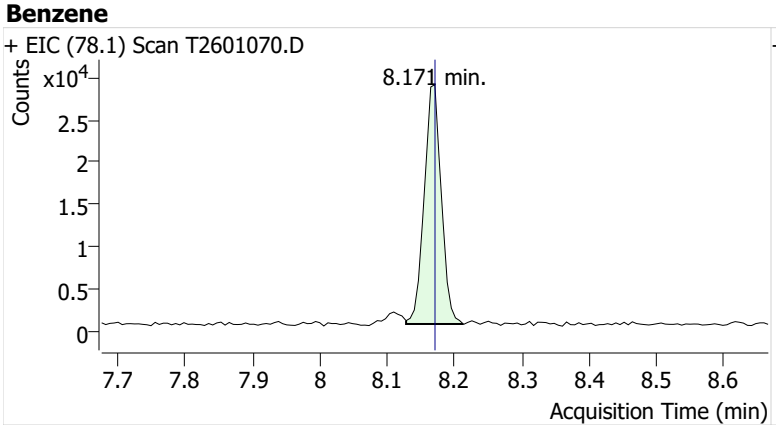

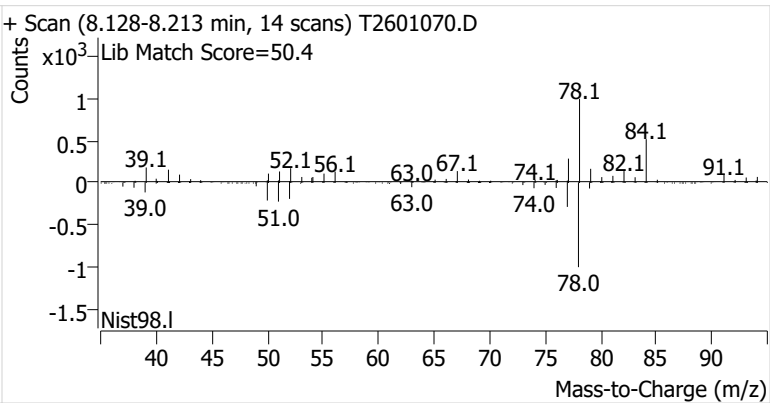

Toluene-d8 (IS)

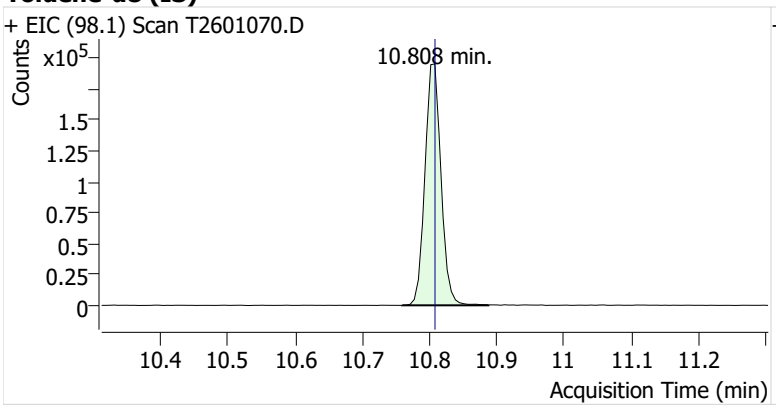

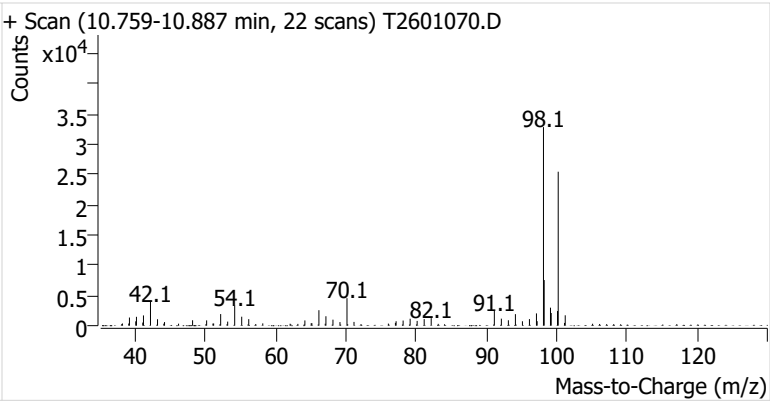

Toluene

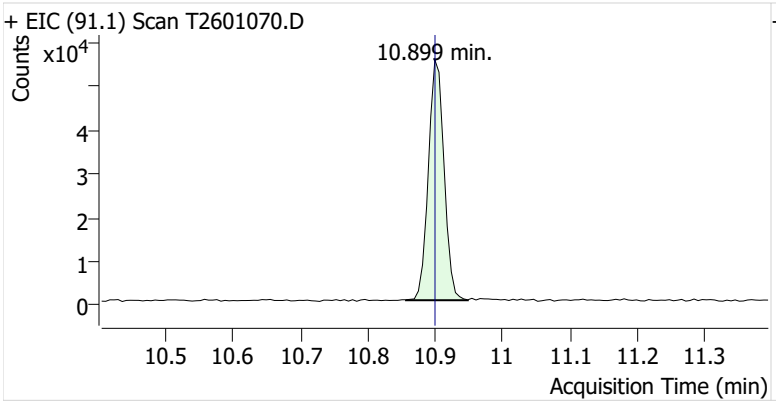

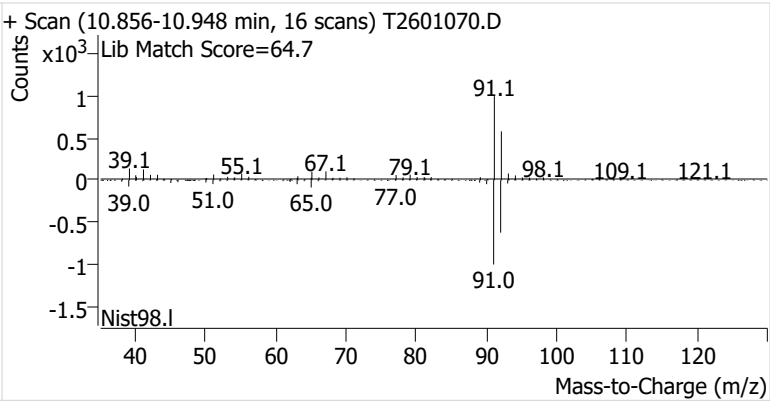

Ethylbenzene

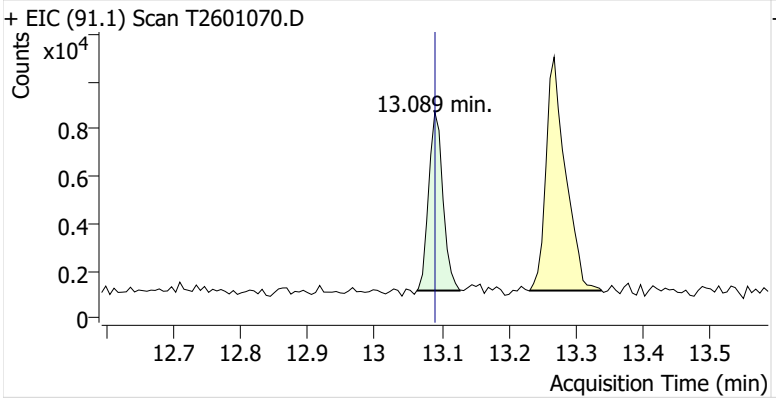

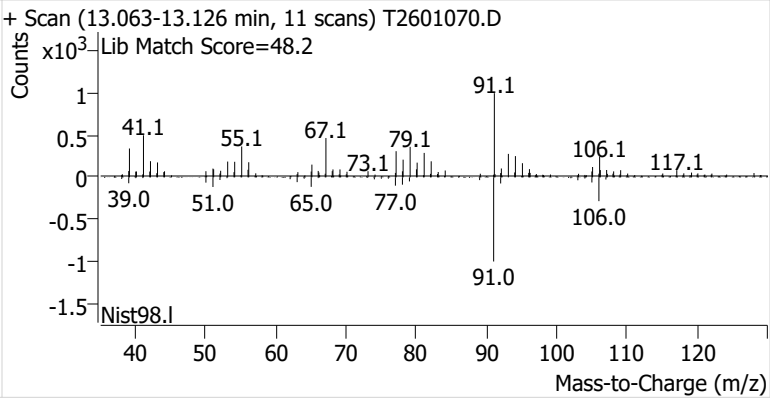

m-/p-Xylenes

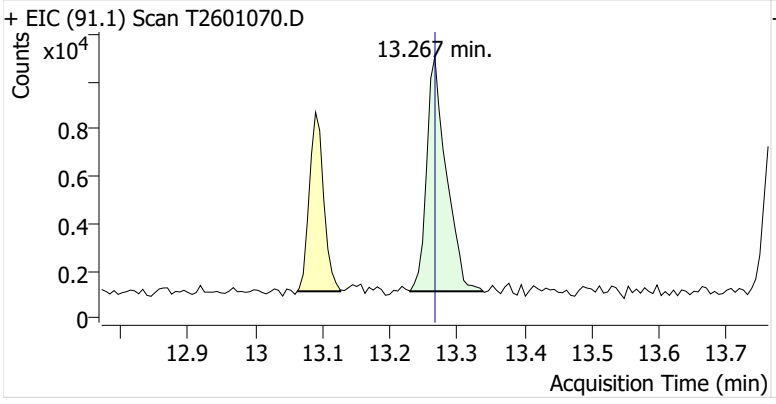

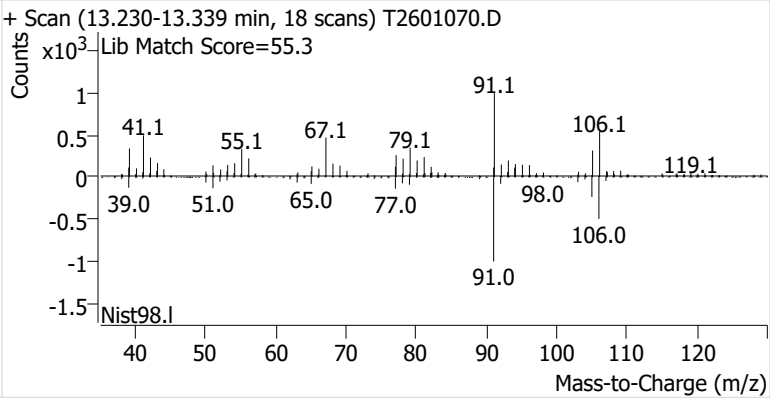

o-Xylene

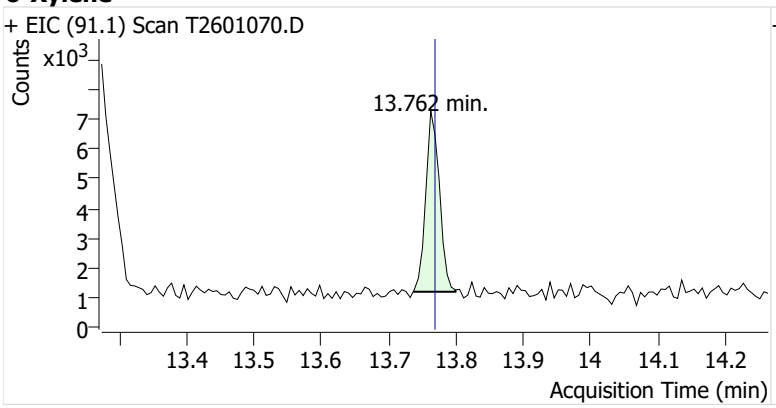
+ EIC (91.1) Scan T2601070.D
Counts
x10^3
13.762 min.
Acquisition Time (min)

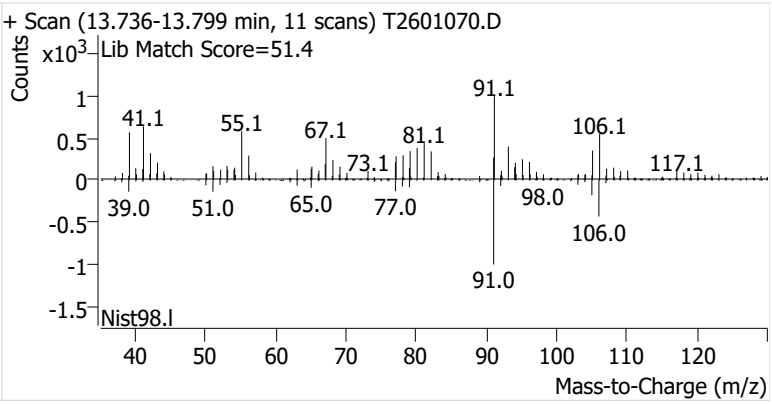
+ Scan (13.736-13.799 min, 11 scans) T2601070.D
Lib Match Score=51.4
Counts
x10^3
Nist98.l
Mass-to-Charge (m/z)

Name	IRVSEA-3-S-20260204
Comment	C57830
Data File	T2601071.D
Acq. Date-Time	2/20/2026 1:50:38 PM
Acq. Method File	M325B-MTD
Tube Sorbent	Carbopack X
Analyze Quant Version	12.1
Report Quant Version	12.1

Sample Chromatogram

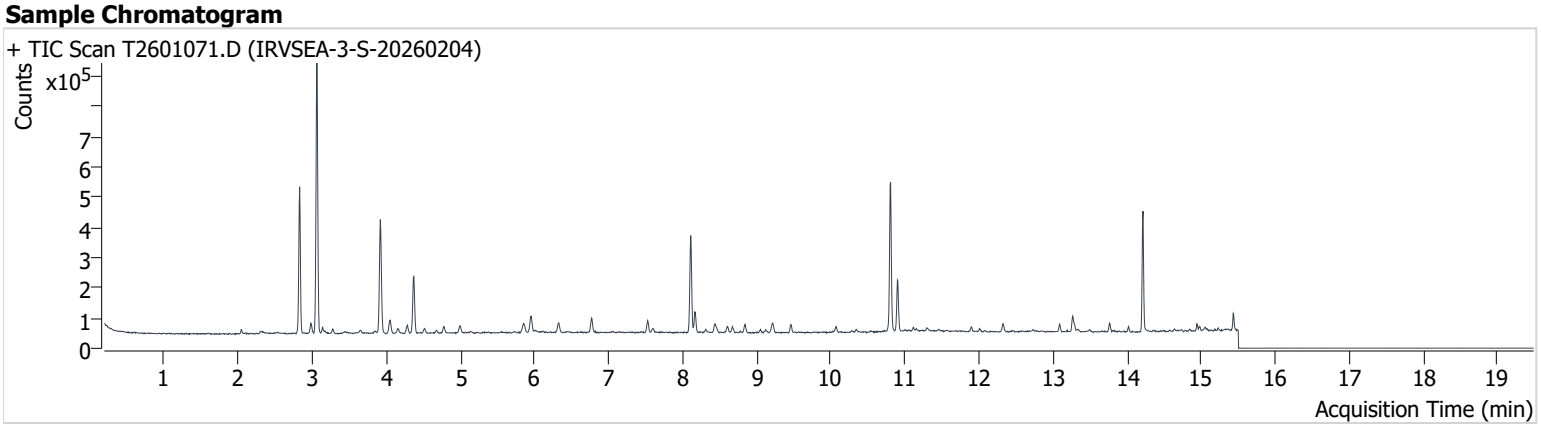

Name	ISTD	RT	ICAL RT	Resp.	Int. Flag
Benzene-d6 (IS)		8.110	8.110	293,893	
Benzene	Benzene-d6 (IS)	8.165	8.171	61,106	
Toluene-d8 (IS)		10.808	10.808	324,111	
Toluene	Toluene-d8 (IS)	10.899	10.900	113,529	
Ethylbenzene	Toluene-d8 (IS)	13.089	13.090	16,552	
m-/p-Xylenes	Toluene-d8 (IS)	13.267	13.267	39,287	
o-Xylene	Toluene-d8 (IS)	13.762	13.769	15,234	

Benzene-d6 (IS)

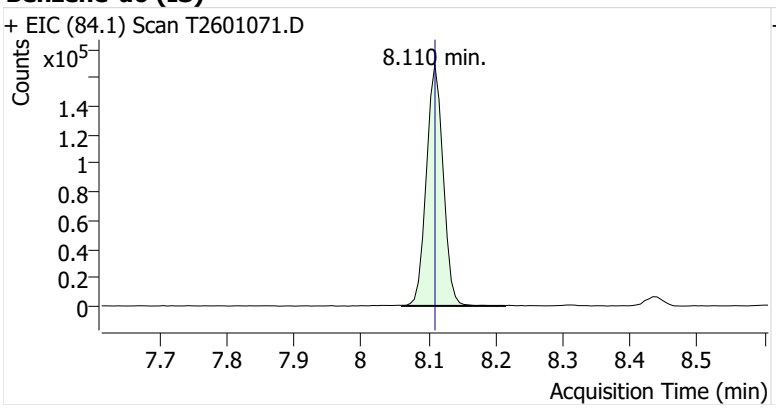

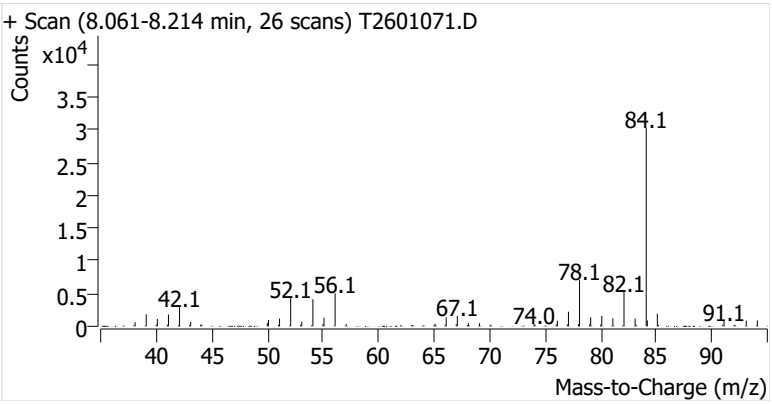

Benzene

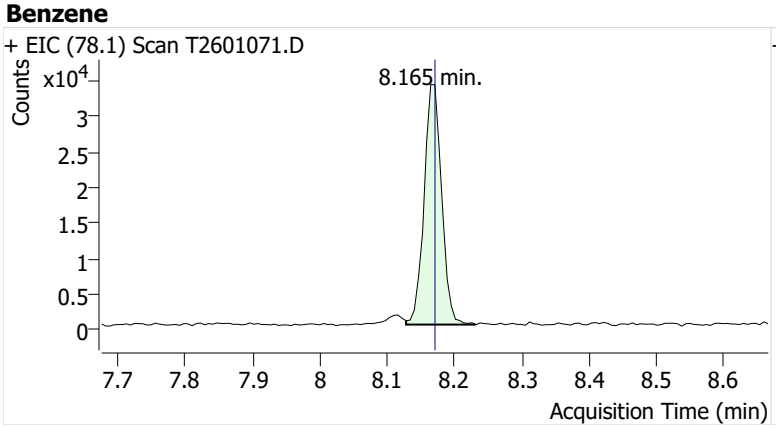

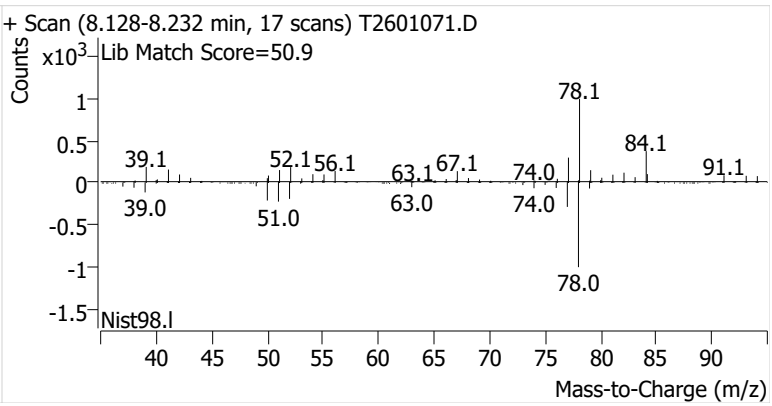

Toluene-d8 (IS)

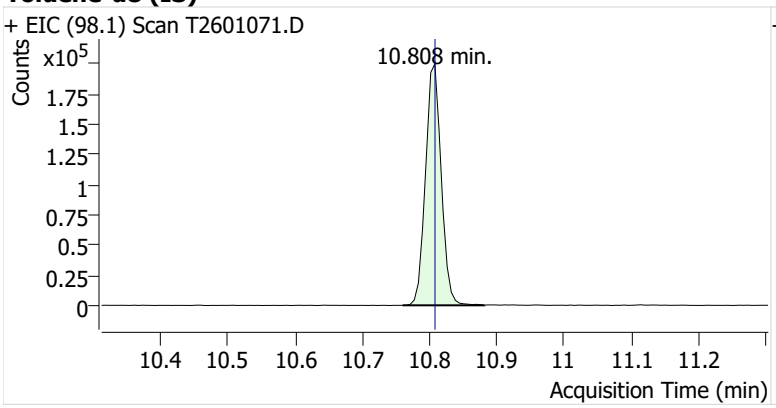

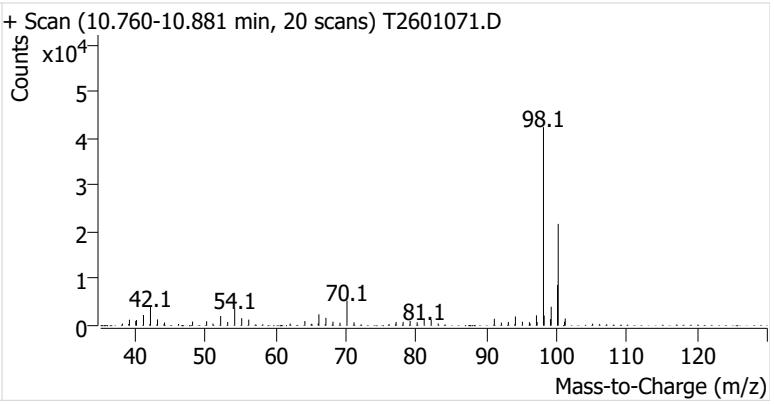

Toluene

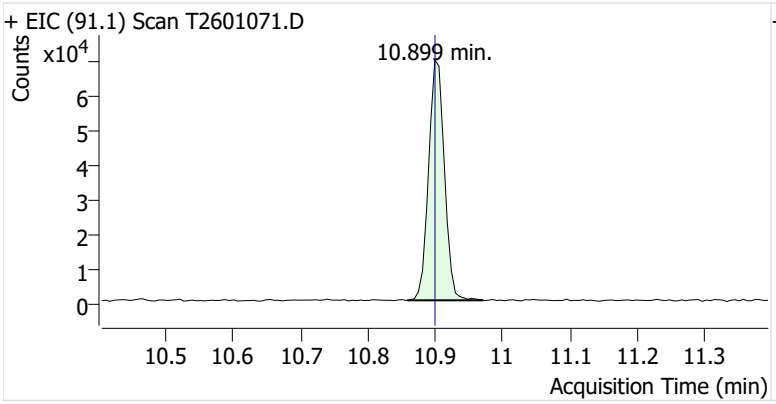

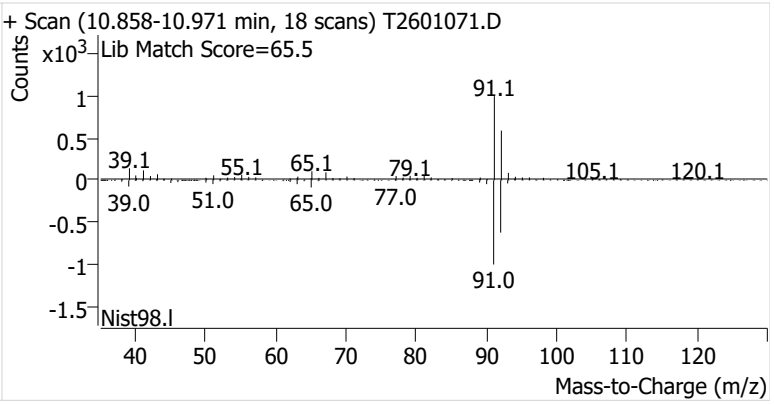

Ethylbenzene

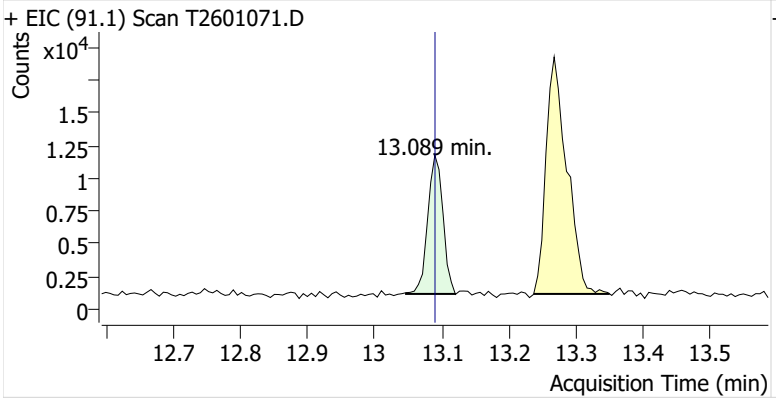

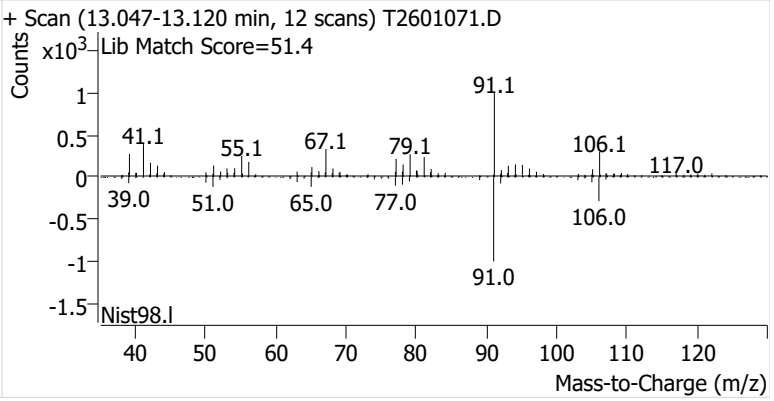

m-/p-Xylenes

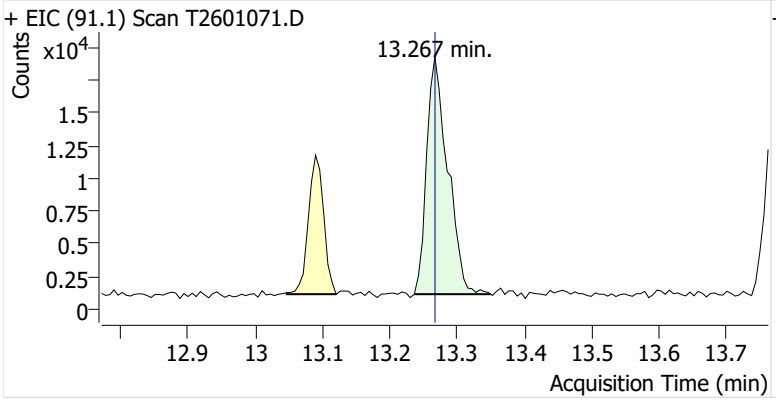

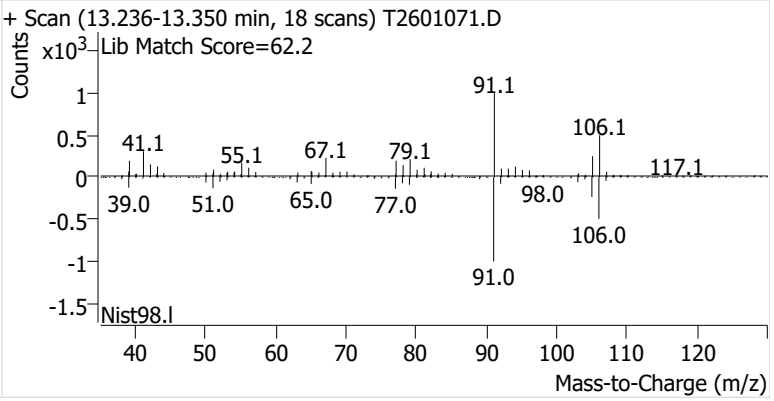

o-Xylene

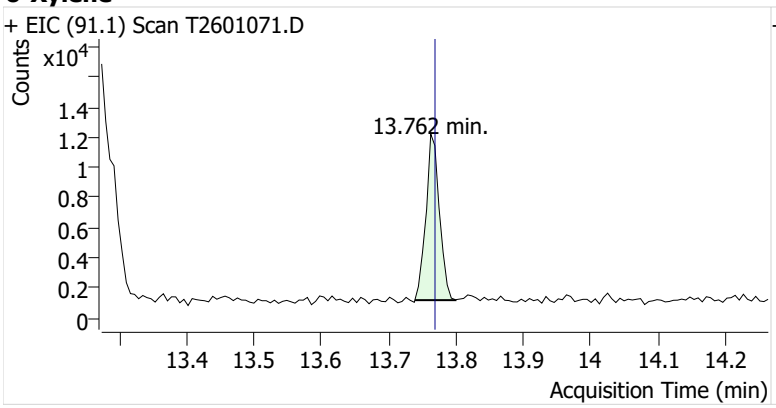
+ EIC (91.1) Scan T2601071.D
Counts
x10^4
1.4
1.2
1
0.8
0.6
0.4
0.2
0
13.762 min.
13.4
13.5
13.6
13.7
13.8
13.9
14
14.1
14.2
Acquisition Time (min)

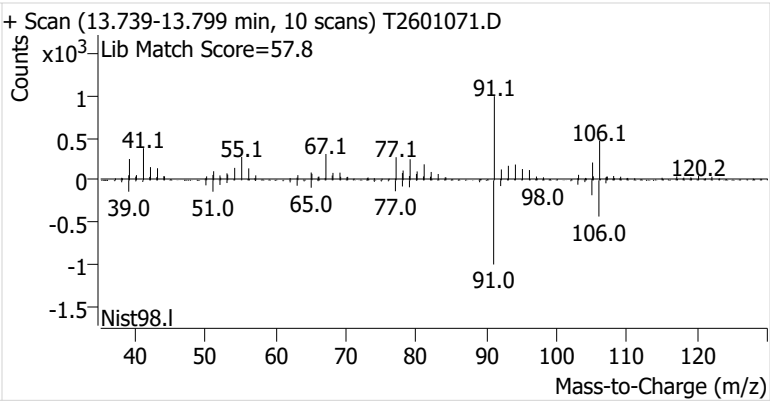
+ Scan (13.739-13.799 min, 10 scans) T2601071.D
Lib Match Score=57.8
Counts
x10^3
1
0.5
0
-0.5
-1
-1.5
91.1
41.1
55.1
67.1
77.1
106.1
120.2
39.0
51.0
65.0
77.0
98.0
106.0
91.0
Nist98.l
40
50
60
70
80
90
100
110
120
Mass-to-Charge (m/z)

Name	IRVSEA-4-S-20260204
Comment	C01818
Data File	T2601072.D
Acq. Date-Time	2/20/2026 2:16:18 PM
Acq. Method File	M325B-MTD
Tube Sorbent	Carbopack X
Analyze Quant Version	12.1
Report Quant Version	12.1

Sample Chromatogram

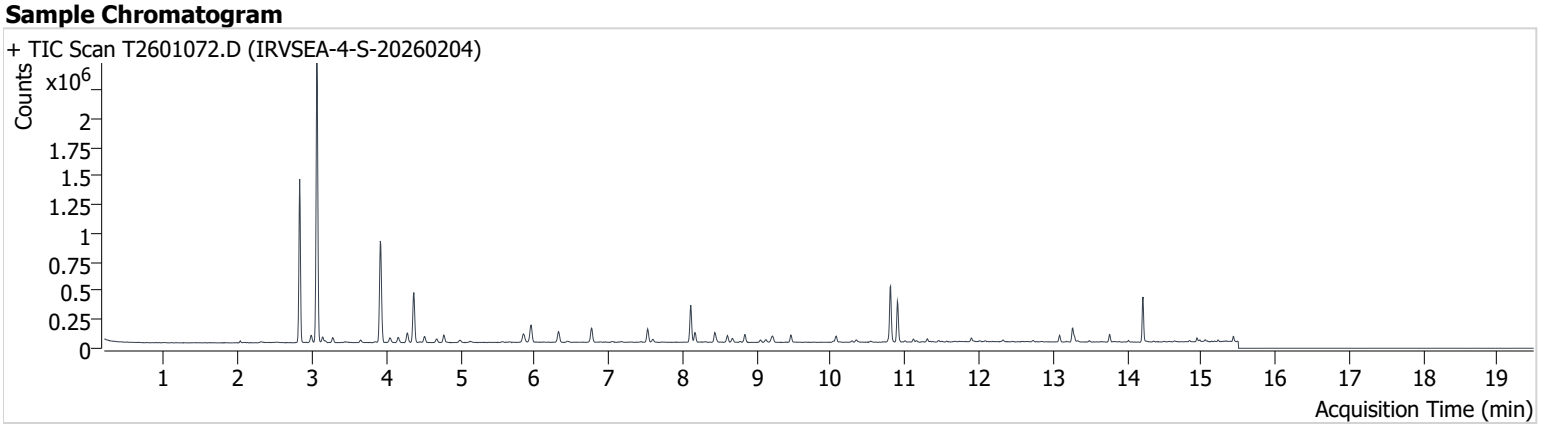

Name	ISTD	RT	ICAL RT	Resp.	Int. Flag
Benzene-d6 (IS)		8.110	8.110	288,777	
Benzene	Benzene-d6 (IS)	8.165	8.171	74,137	
Toluene-d8 (IS)		10.808	10.808	318,747	
Toluene	Toluene-d8 (IS)	10.899	10.900	239,261	
Ethylbenzene	Toluene-d8 (IS)	13.089	13.090	38,783	
m-/p-Xylenes	Toluene-d8 (IS)	13.267	13.267	92,543	
o-Xylene	Toluene-d8 (IS)	13.762	13.769	35,923	

Benzene-d6 (IS)

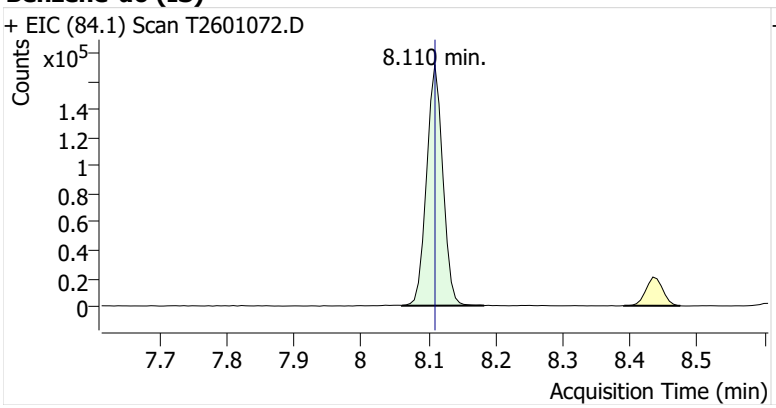

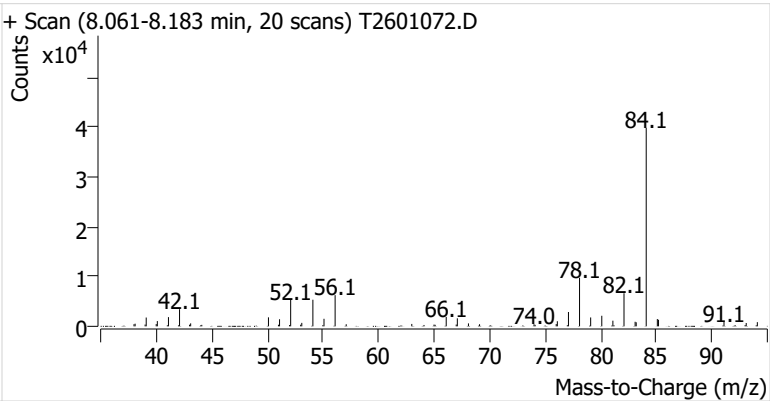

Benzene

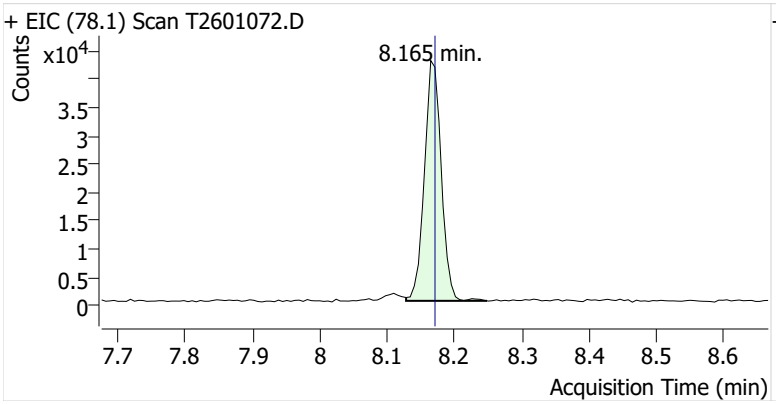

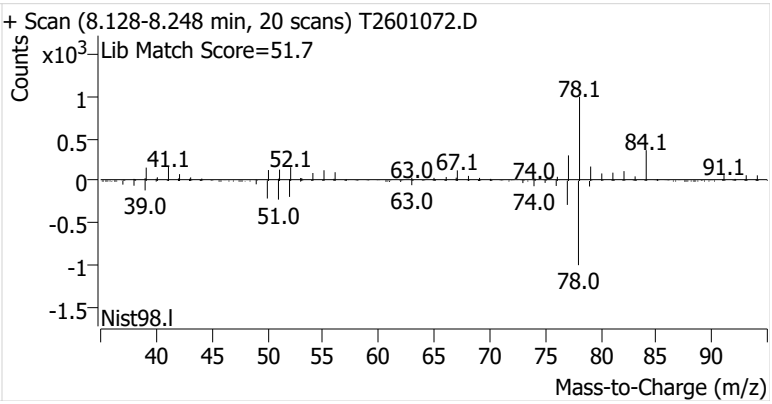

Toluene-d8 (IS)

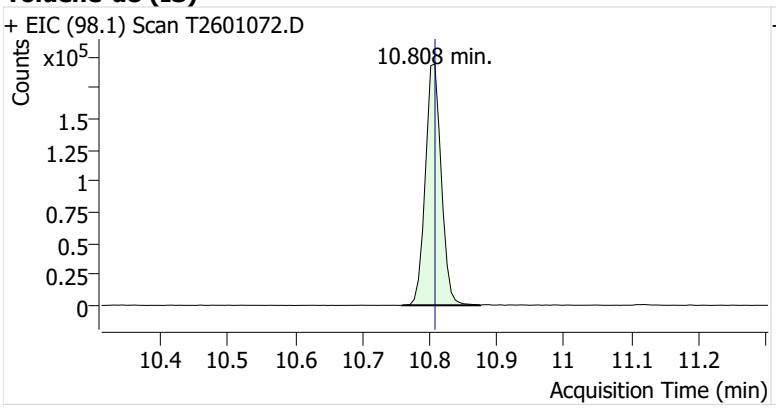

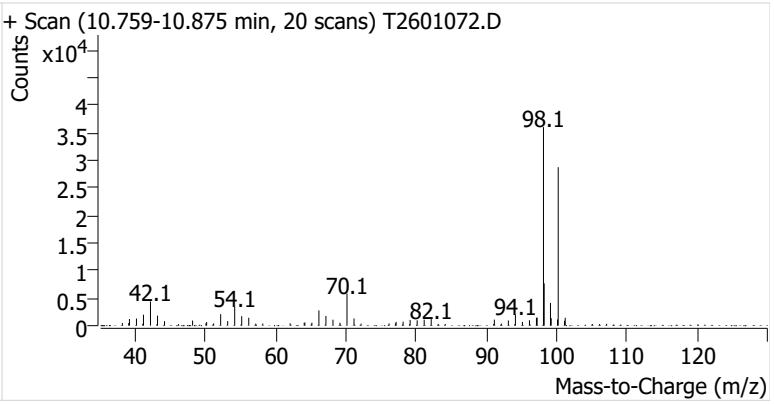

Toluene

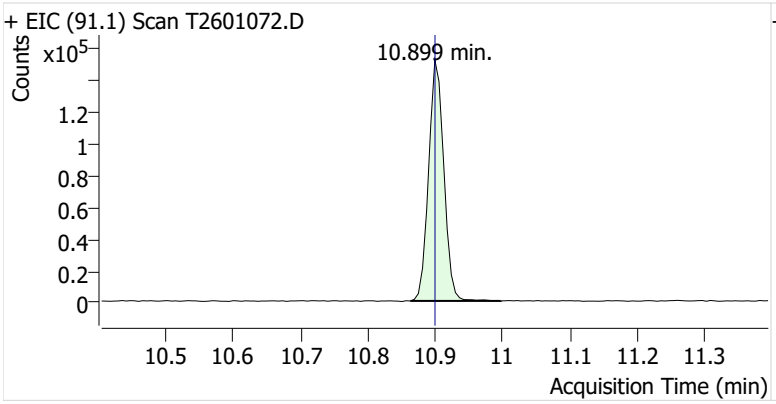

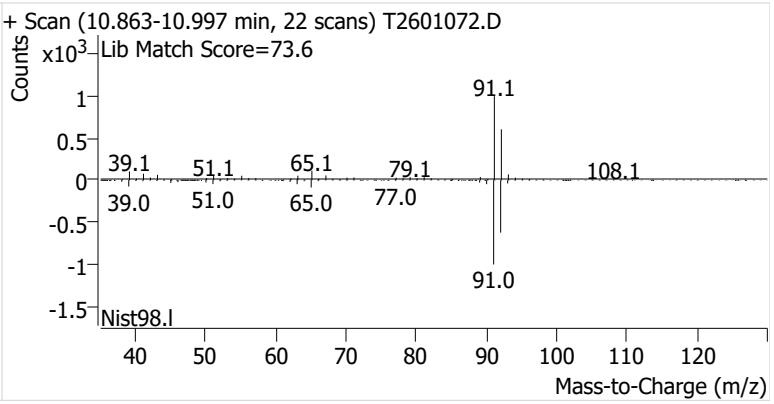

Ethylbenzene

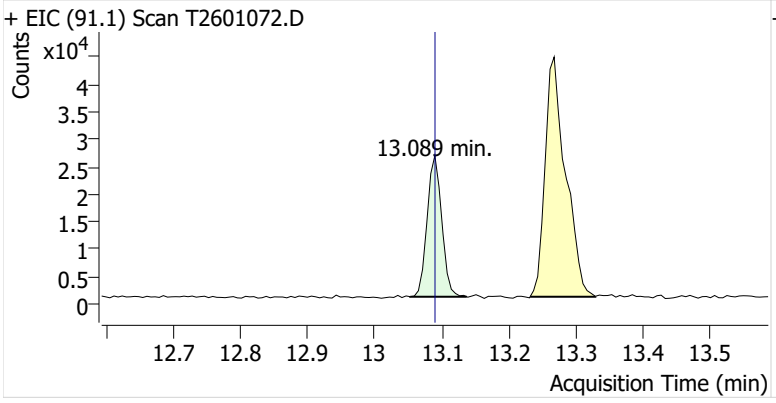

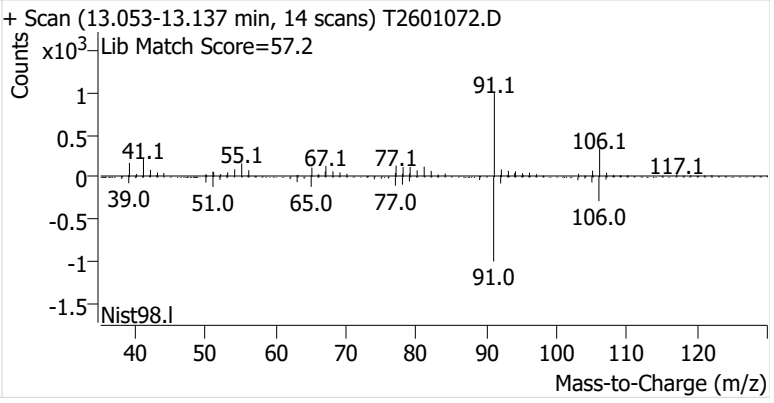

m-/p-Xylenes

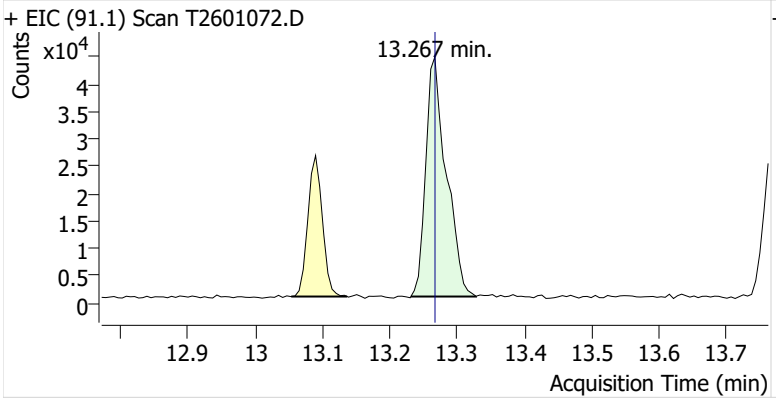

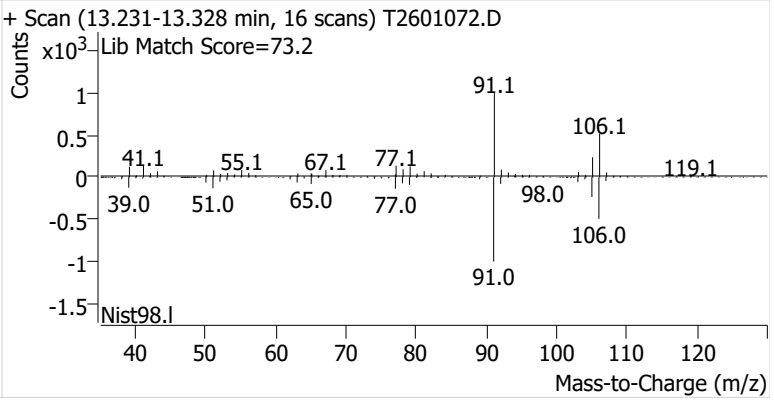

o-Xylene

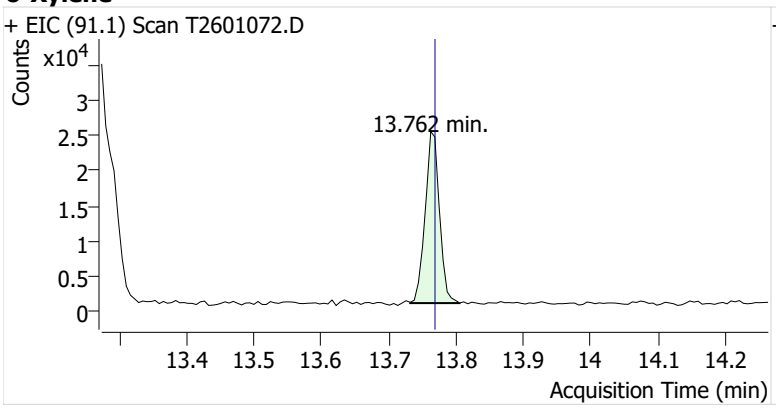
+ EIC (91.1) Scan T2601072.D
Counts
x10^4
3
2.5
2
1.5
1
0.5
0
13.762 min.
13.4 13.5 13.6 13.7 13.8 13.9 14 14.1 14.2
Acquisition Time (min)

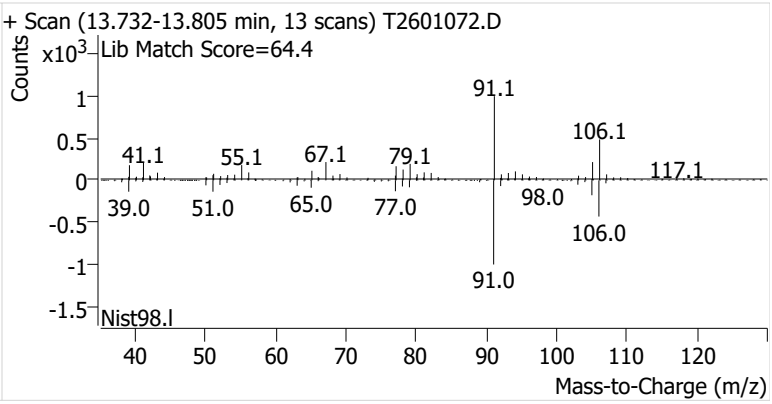
+ Scan (13.732-13.805 min, 13 scans) T2601072.D
Lib Match Score=64.4
Counts
x10^3
1
0.5
0
-0.5
-1
-1.5
91.1
106.1
41.1
55.1
67.1
79.1
117.1
98.0
39.0
51.0
65.0
77.0
106.0
91.0
Nist98.l
40 50 60 70 80 90 100 110 120
Mass-to-Charge (m/z)

Name	IRVSEA-5-S-20260204
Comment	C57131
Data File	T2601073.D
Acq. Date-Time	2/20/2026 2:42:49 PM
Acq. Method File	M325B-MTD
Tube Sorbent	Carbopack X
Analyze Quant Version	12.1
Report Quant Version	12.1

Sample Chromatogram

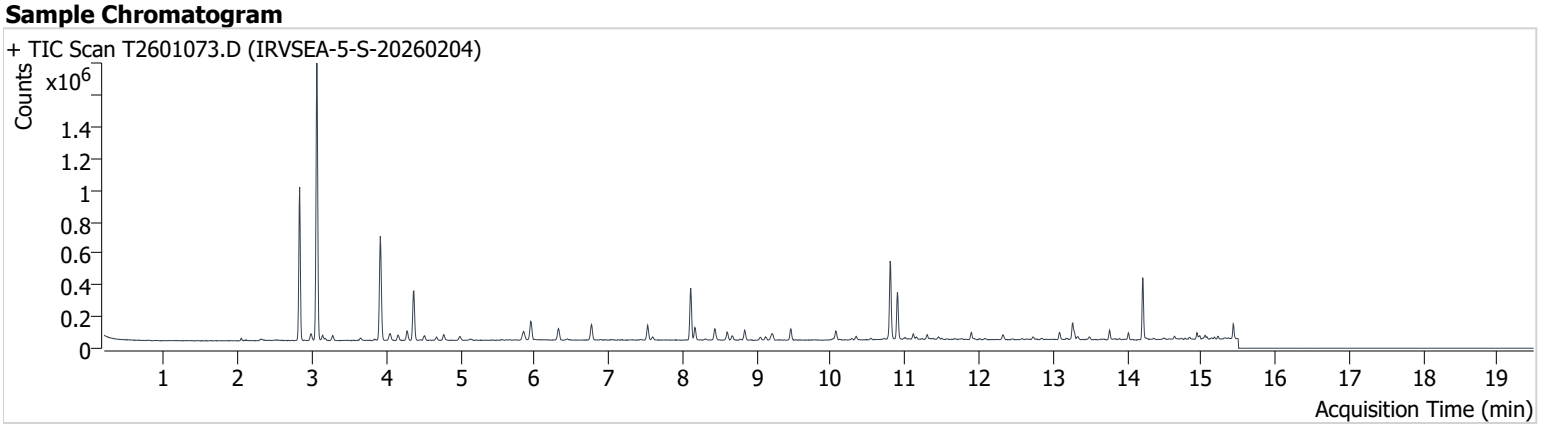

Name	ISTD	RT	ICAL RT	Resp.	Int. Flag
Benzene-d6 (IS)		8.110	8.110	296,435	
Benzene	Benzene-d6 (IS)	8.165	8.171	67,168	
Toluene-d8 (IS)		10.802	10.808	319,346	
Toluene	Toluene-d8 (IS)	10.900	10.900	202,576	
Ethylbenzene	Toluene-d8 (IS)	13.090	13.090	31,790	
m-/p-Xylenes	Toluene-d8 (IS)	13.267	13.267	79,542	
o-Xylene	Toluene-d8 (IS)	13.763	13.769	32,655	

Benzene-d6 (IS)

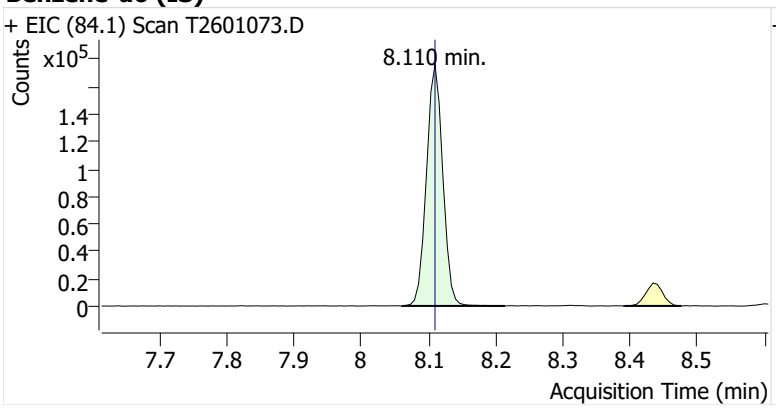

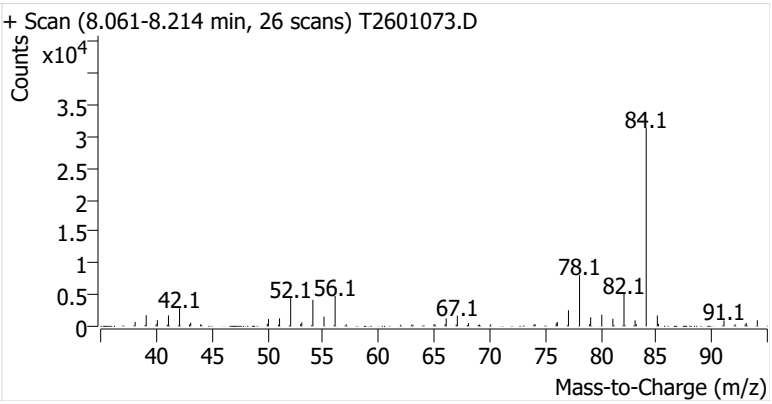

Benzene

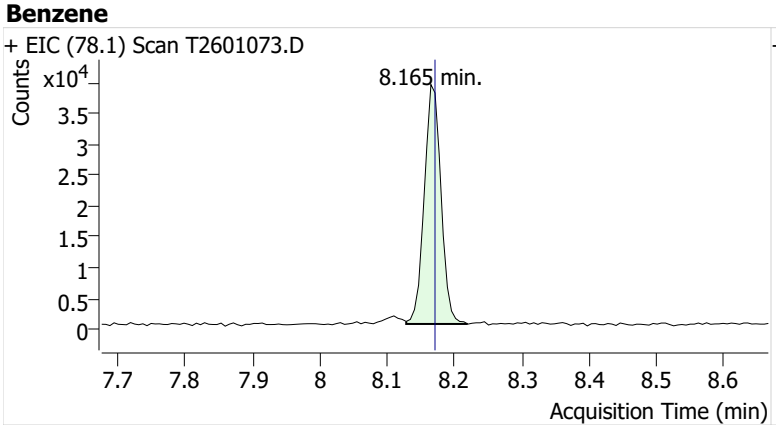

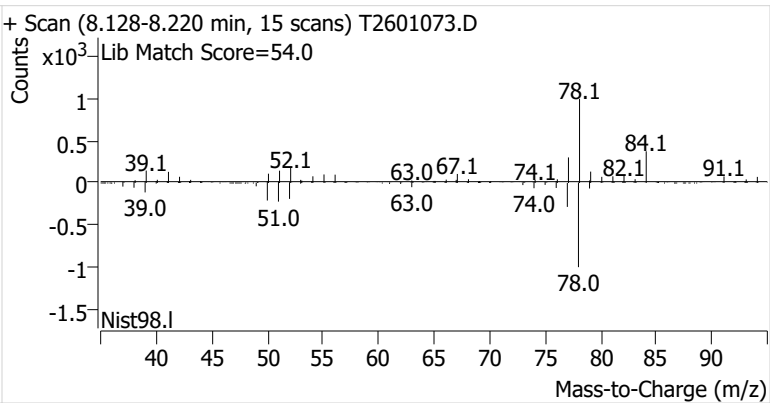

Toluene-d8 (IS)

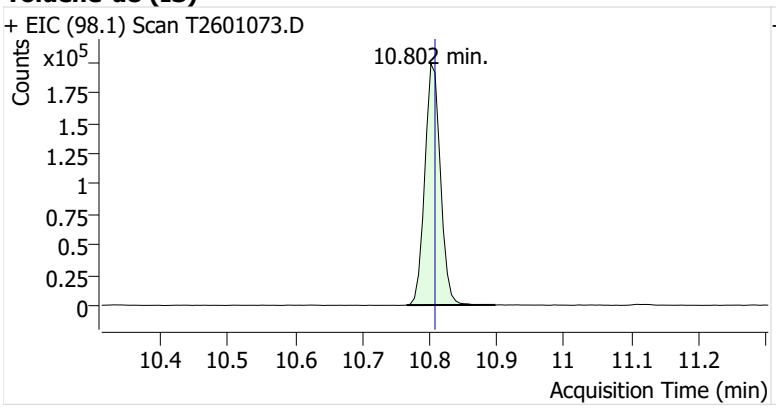

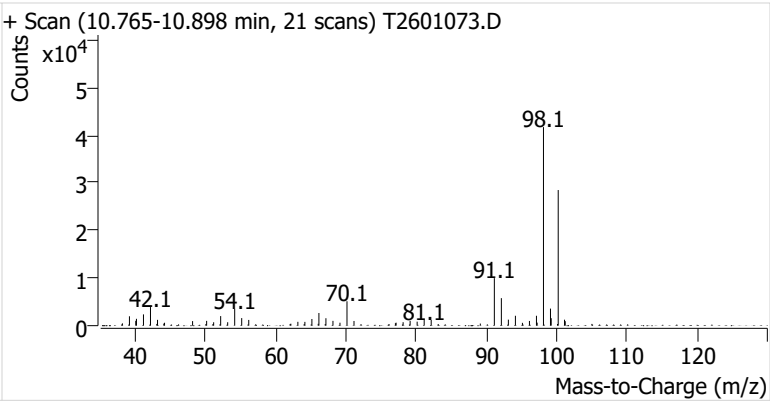

Toluene

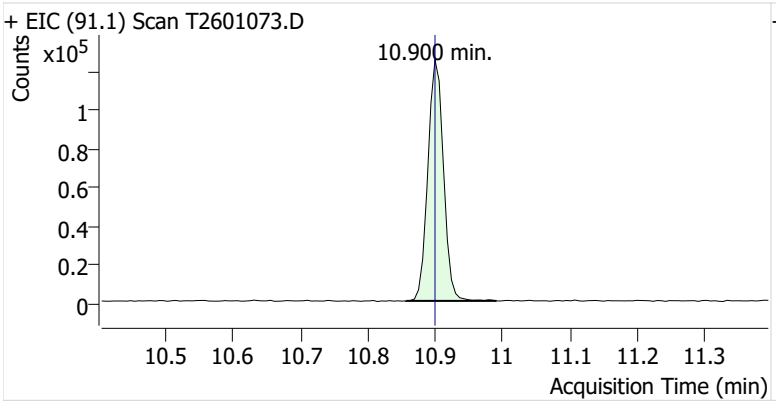

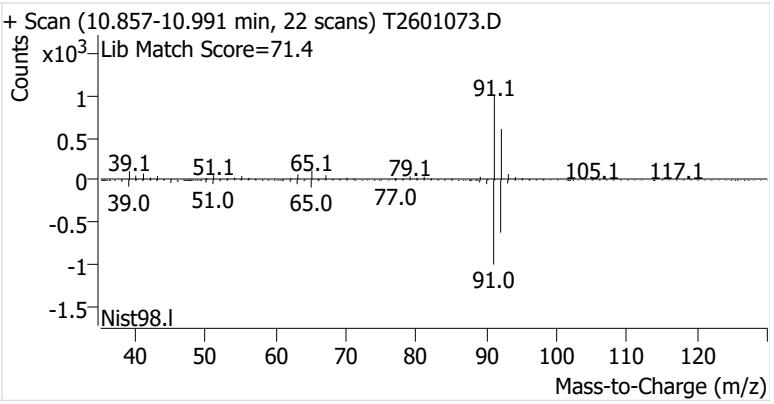

Ethylbenzene

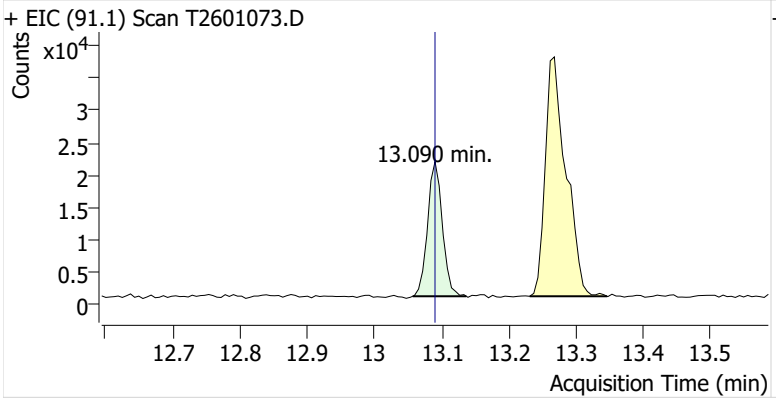

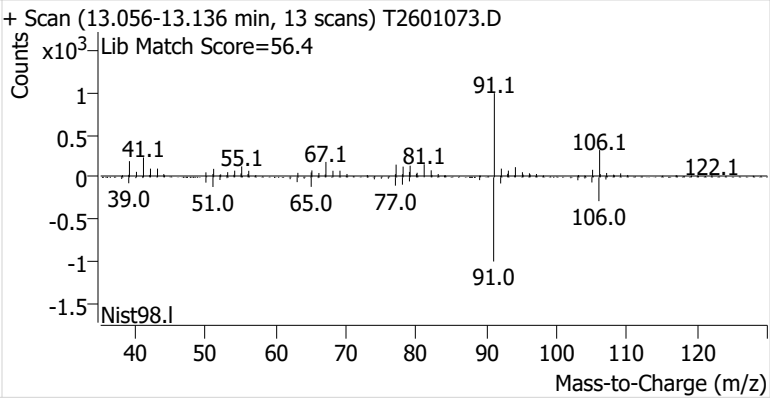

m-/p-Xylenes

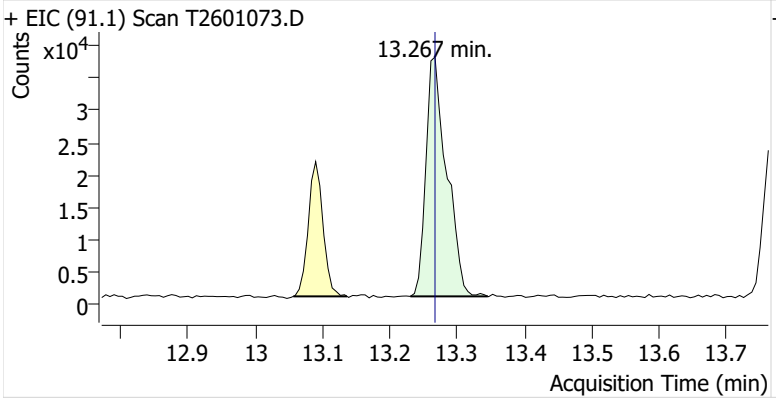

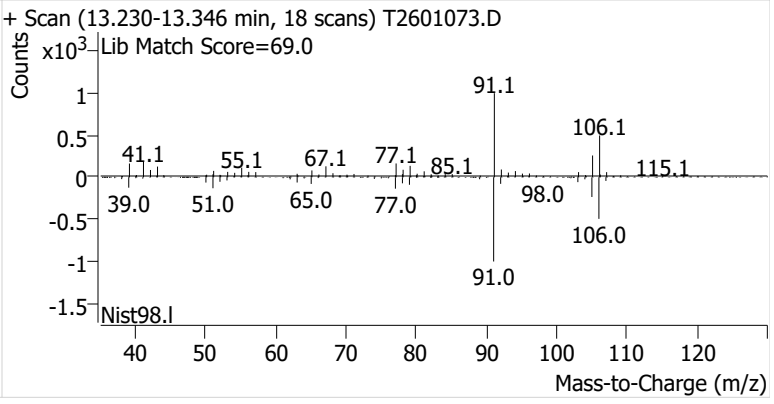

o-Xylene

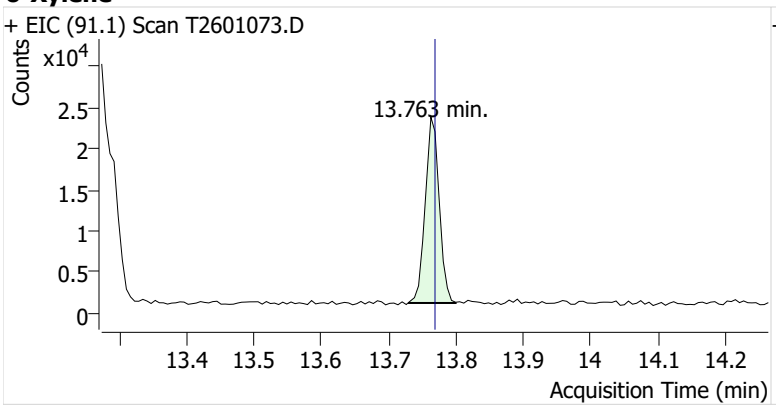
+ EIC (91.1) Scan T2601073.D
Counts
x10^4
2.5
2
1.5
1
0.5
0
13.763 min.
13.4
13.5
13.6
13.7
13.8
13.9
14
14.1
14.2
Acquisition Time (min)

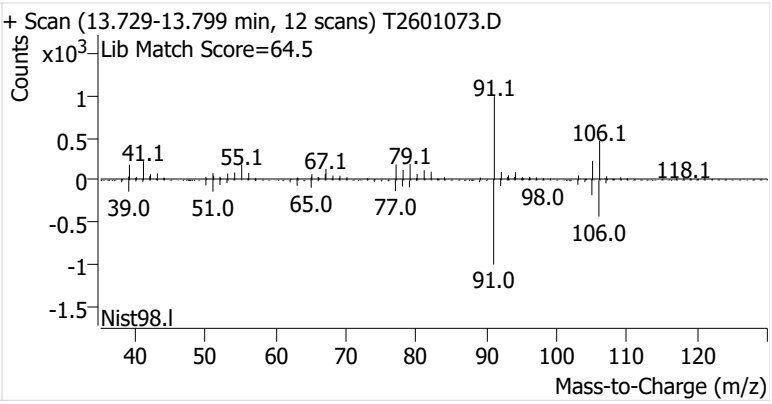
+ Scan (13.729-13.799 min, 12 scans) T2601073.D
Lib Match Score=64.5
Counts
x10^3
1
0.5
0
-0.5
-1
-1.5
91.1
106.1
41.1
55.1
67.1
79.1
118.1
98.0
39.0
51.0
65.0
77.0
106.0
91.0
Nist98.l
40
50
60
70
80
90
100
110
120
Mass-to-Charge (m/z)

Name	IRVSEA-6-S-20260204
Comment	C61560
Data File	T2601074.D
Acq. Date-Time	2/20/2026 3:09:23 PM
Acq. Method File	M325B-MTD
Tube Sorbent	Carbopack X
Analyze Quant Version	12.1
Report Quant Version	12.1

Sample Chromatogram

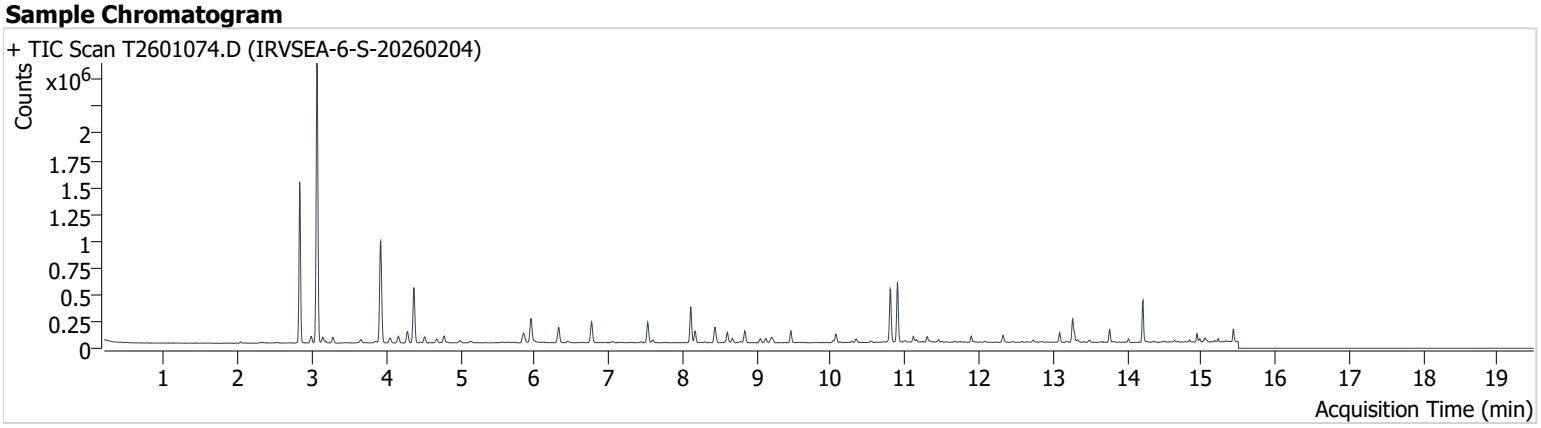

Name	ISTD	RT	ICAL RT	Resp.	Int. Flag
Benzene-d6 (IS)		8.110	8.110	294,724	
Benzene	Benzene-d6 (IS)	8.171	8.171	92,715	
Toluene-d8 (IS)		10.801	10.808	323,430	
Toluene	Toluene-d8 (IS)	10.899	10.900	381,873	
Ethylbenzene	Toluene-d8 (IS)	13.089	13.090	60,966	
m-/p-Xylenes	Toluene-d8 (IS)	13.267	13.267	161,244	
o-Xylene	Toluene-d8 (IS)	13.762	13.769	63,526	

Benzene-d6 (IS)

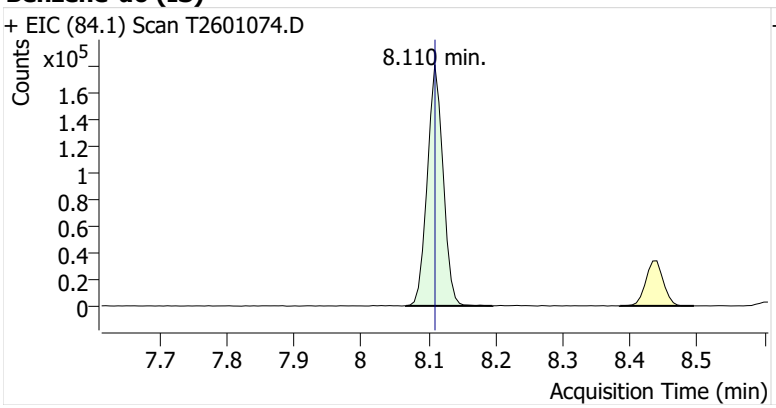

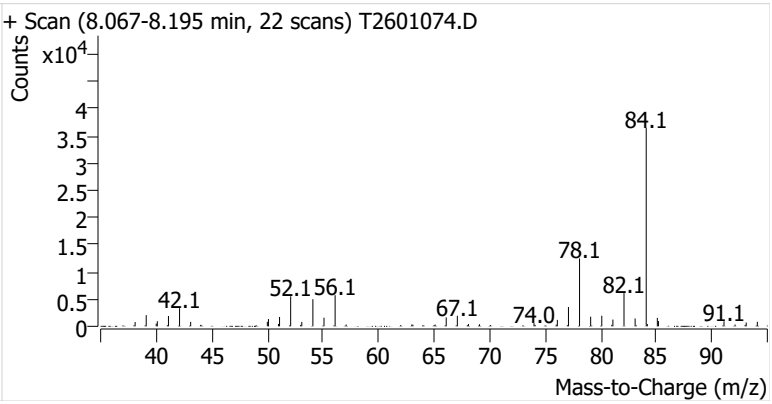

Benzene

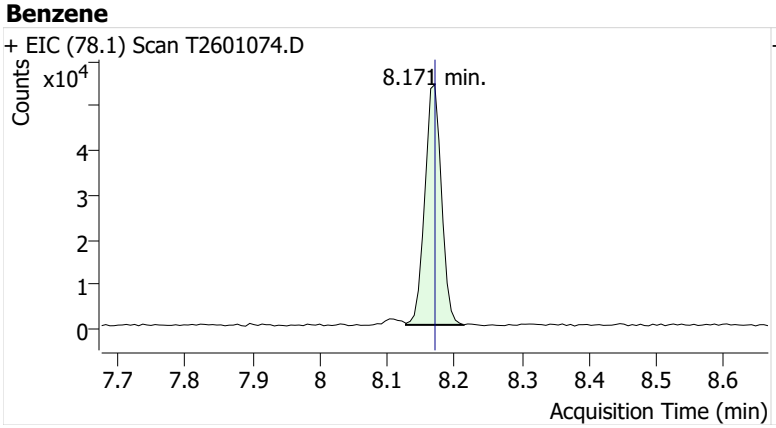

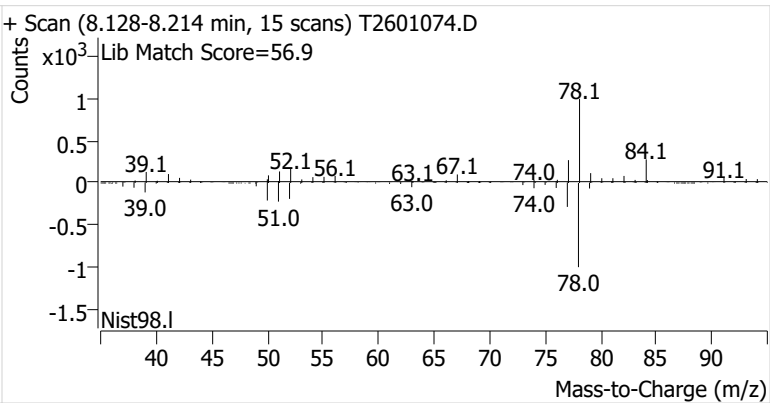

Toluene-d8 (IS)

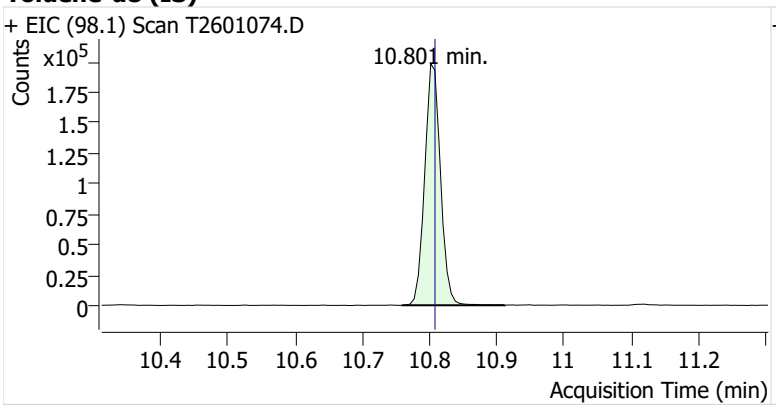

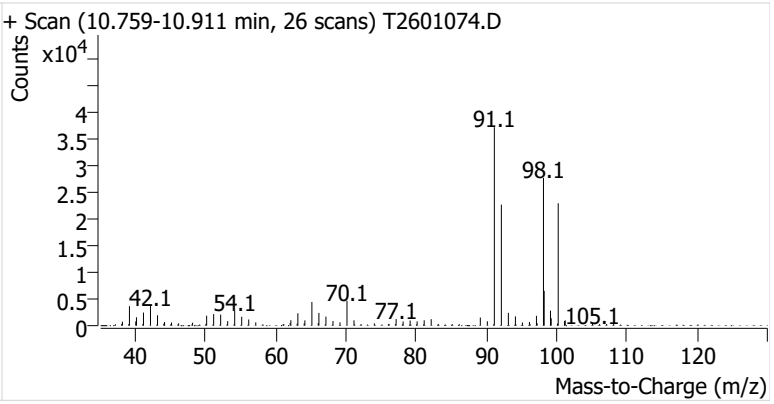

Toluene

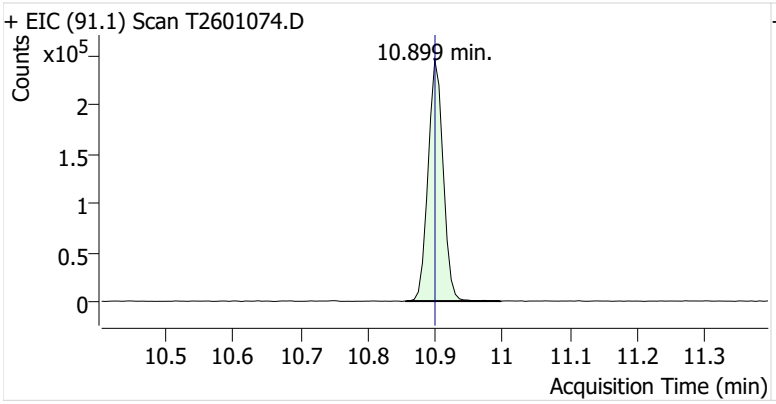

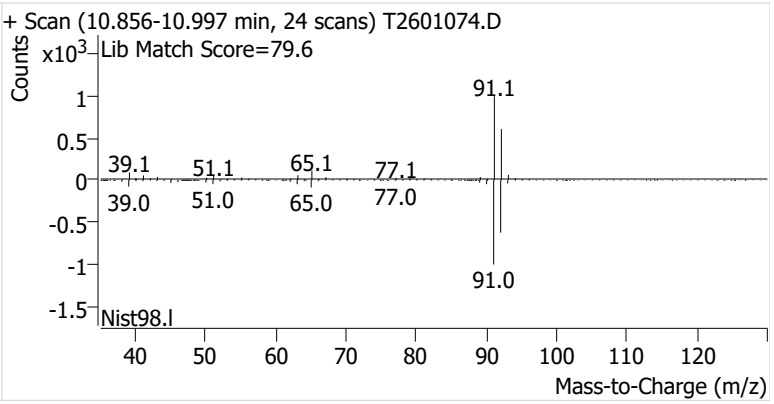

Ethylbenzene

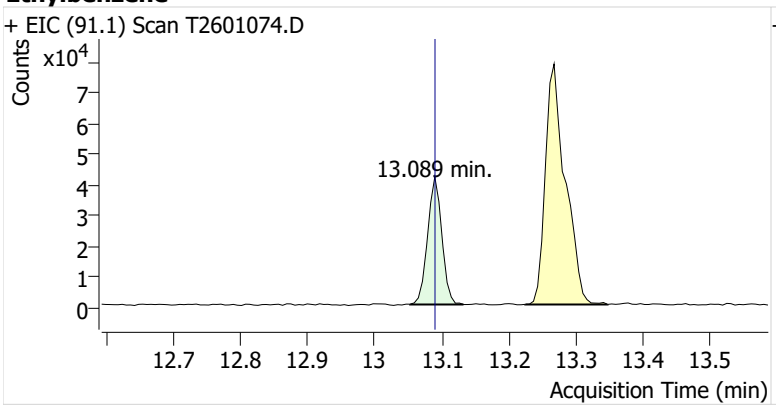

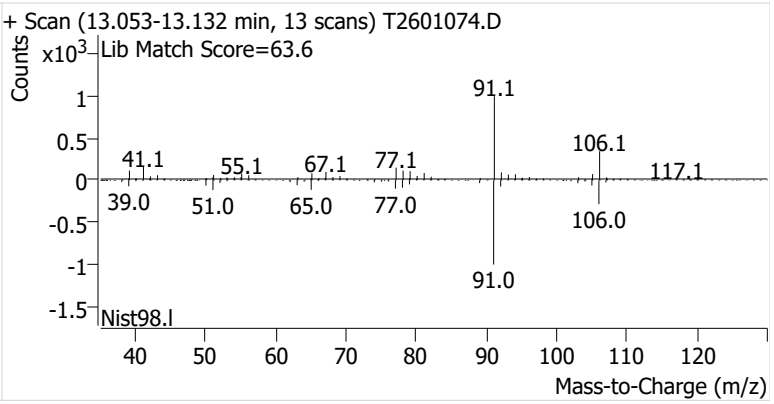

m-/p-Xylenes

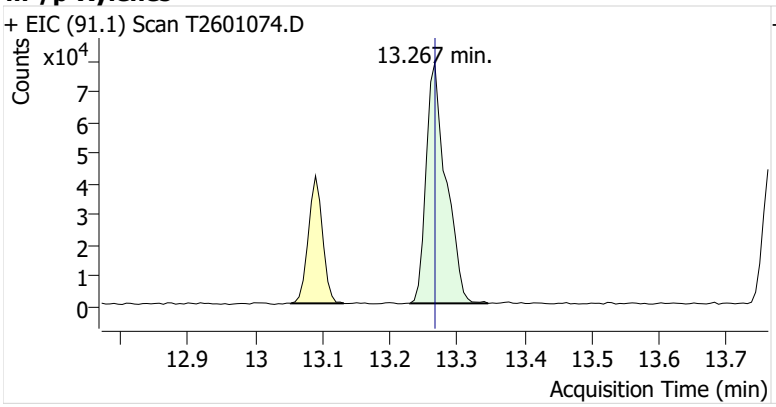

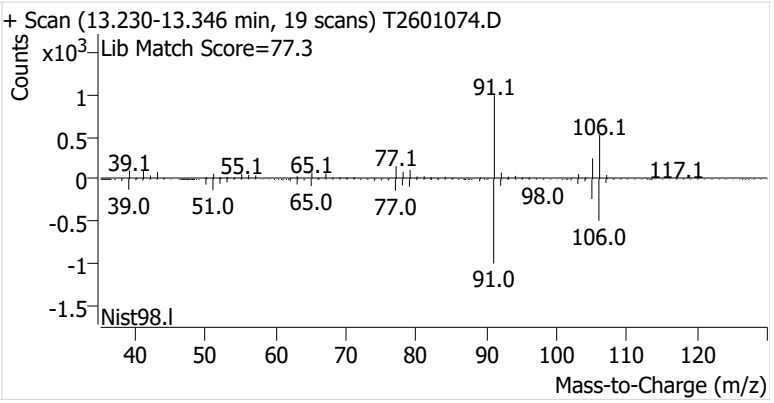

o-Xylene

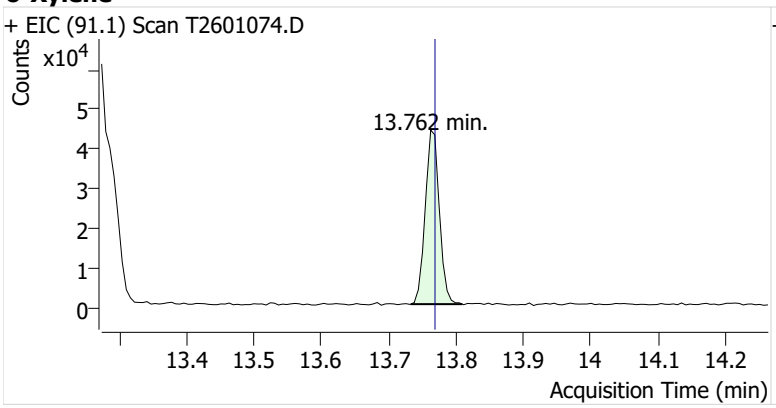
+ EIC (91.1) Scan T2601074.D
Counts
x10^4
5
4
3
2
1
0
13.762 min.
13.4
13.5
13.6
13.7
13.8
13.9
14
14.1
14.2
Acquisition Time (min)

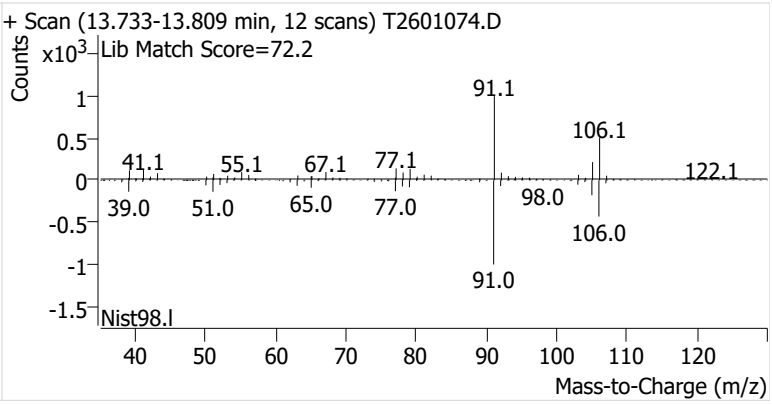
+ Scan (13.733-13.809 min, 12 scans) T2601074.D
Lib Match Score=72.2
Counts
x10^3
1
0.5
0
-0.5
-1
-1.5
91.1
106.1
41.1
55.1
67.1
77.1
122.1
98.0
39.0
51.0
65.0
77.0
106.0
91.0
Nist98.l
40
50
60
70
80
90
100
110
120
Mass-to-Charge (m/z)

Name	IRVSEA-7-S-20260204
Comment	C69533
Data File	T2601075.D
Acq. Date-Time	2/20/2026 3:35:15 PM
Acq. Method File	M325B-MTD
Tube Sorbent	Carbopack X
Analyze Quant Version	12.1
Report Quant Version	12.1

Sample Chromatogram

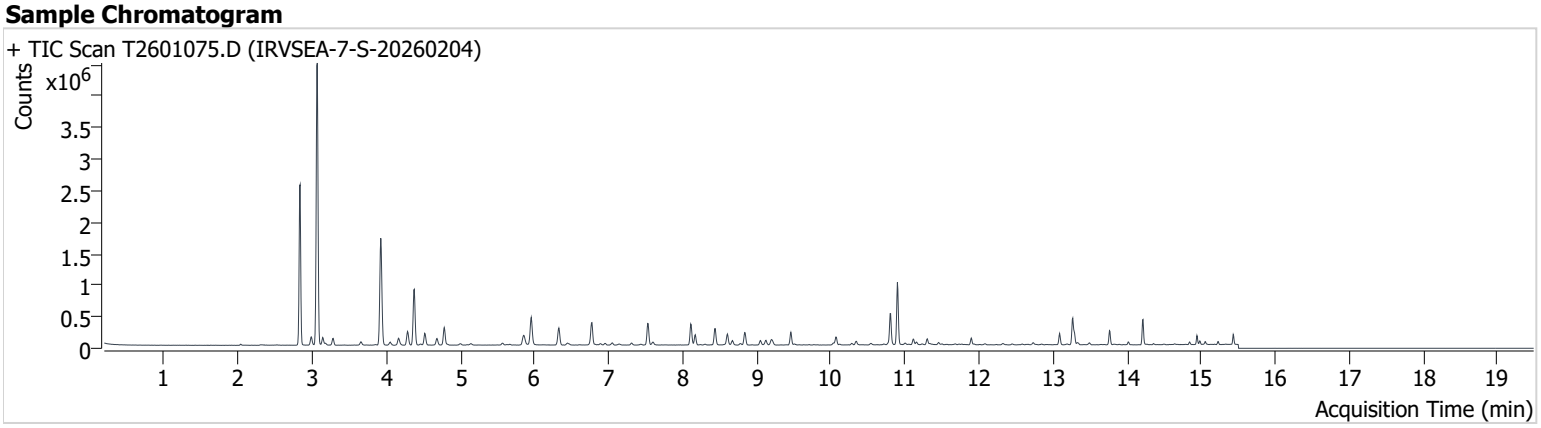

Name	ISTD	RT	ICAL RT	Resp.	Int. Flag
Benzene-d6 (IS)		8.110	8.110	294,780	
Benzene	Benzene-d6 (IS)	8.171	8.171	139,019	
Toluene-d8 (IS)		10.802	10.808	325,704	
Toluene	Toluene-d8 (IS)	10.900	10.900	674,118	
Ethylbenzene	Toluene-d8 (IS)	13.090	13.090	118,617	
m-/p-Xylenes	Toluene-d8 (IS)	13.267	13.267	323,241	
o-Xylene	Toluene-d8 (IS)	13.763	13.769	121,275	

Benzene-d6 (IS)

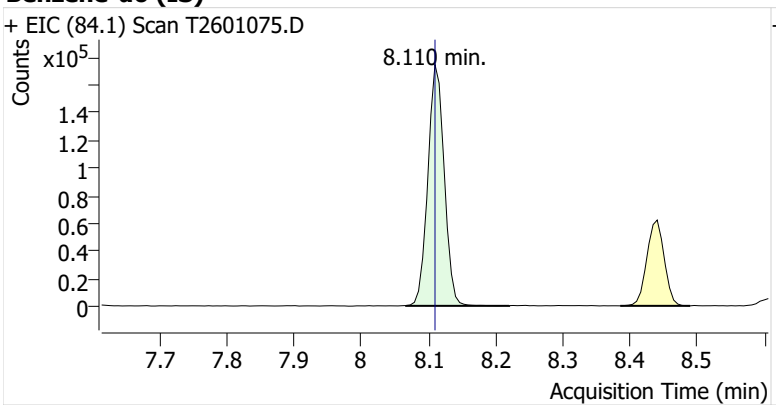

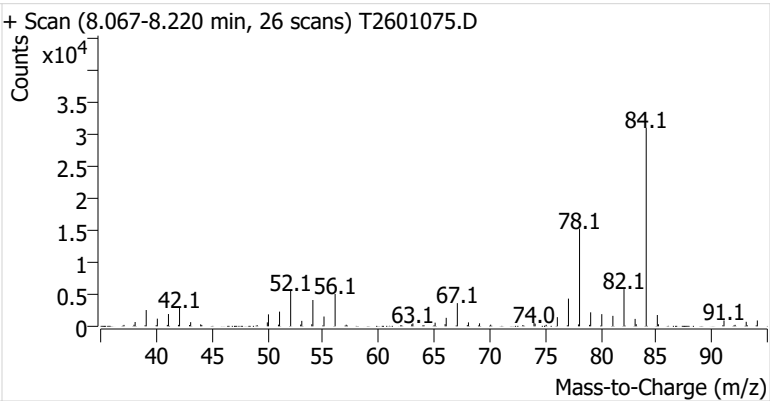

Benzene

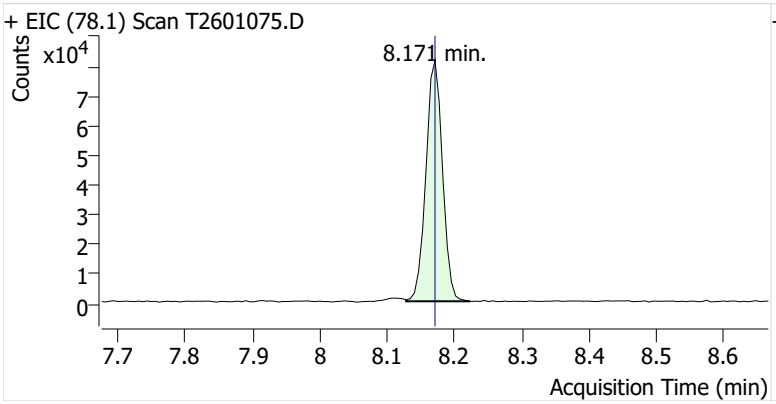

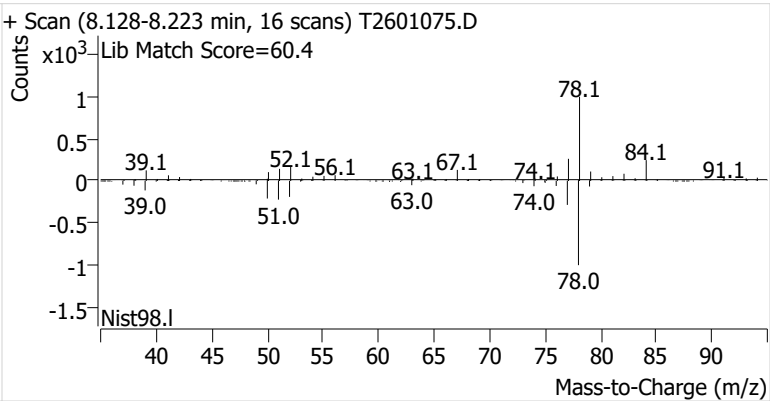

Toluene-d8 (IS)

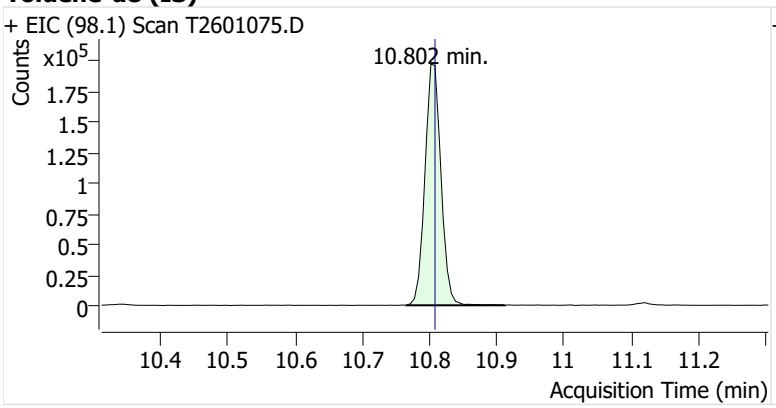

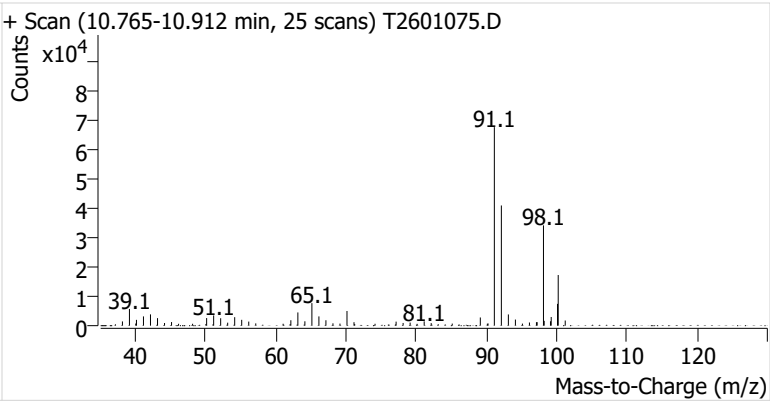

Toluene

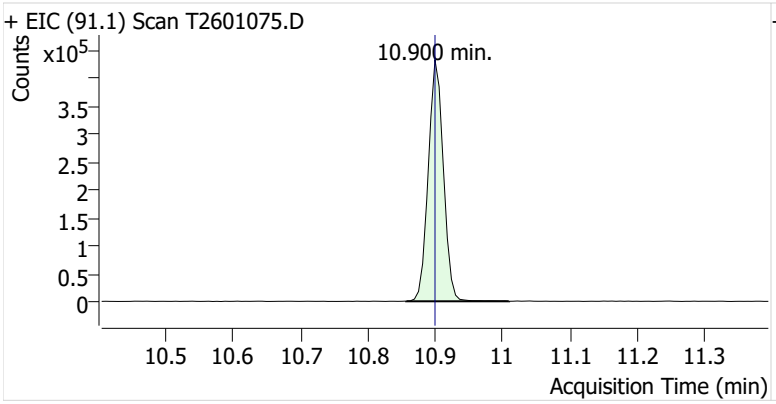

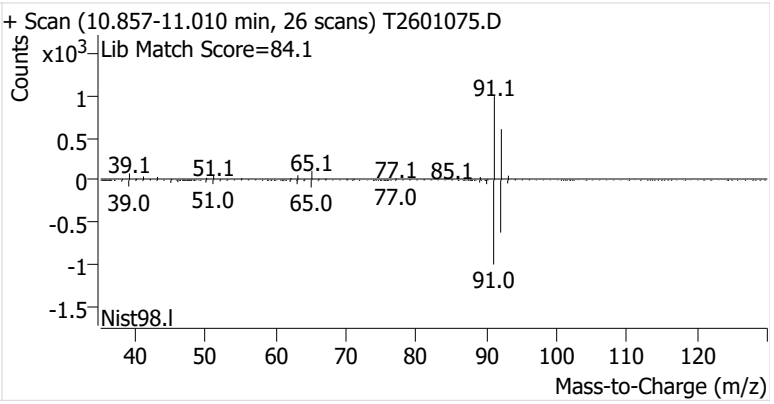

Ethylbenzene

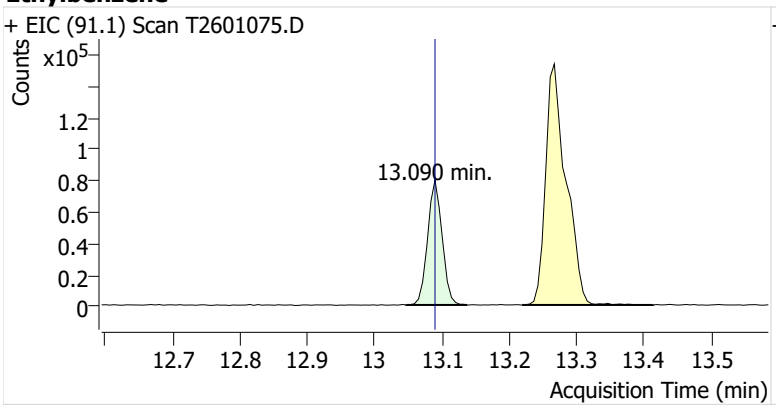

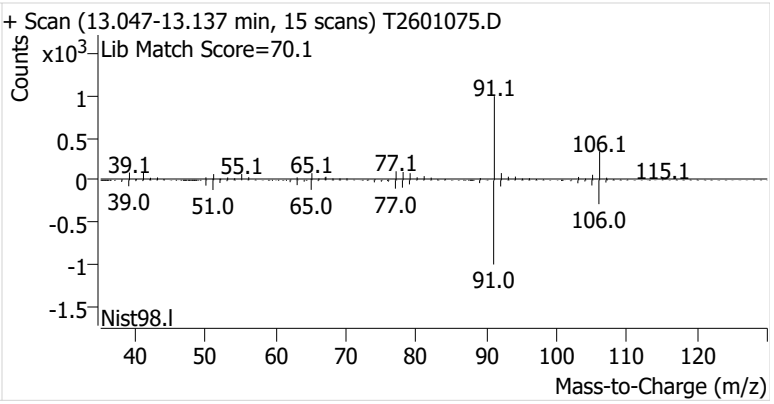

m-/p-Xylenes

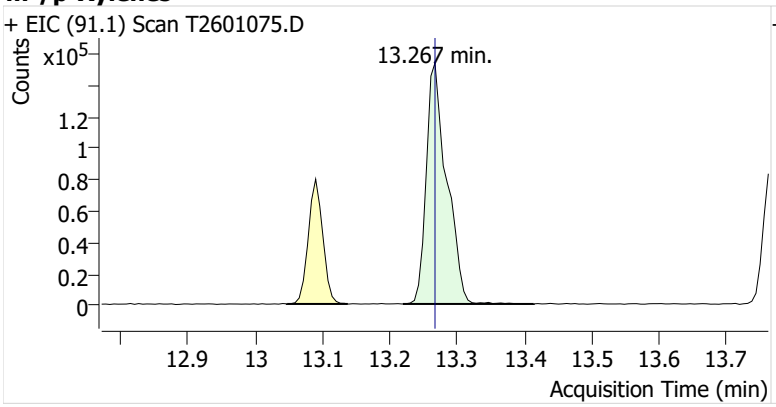

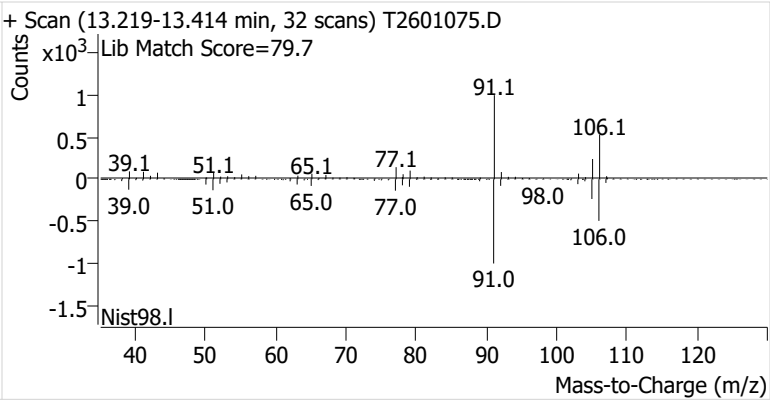

o-Xylene

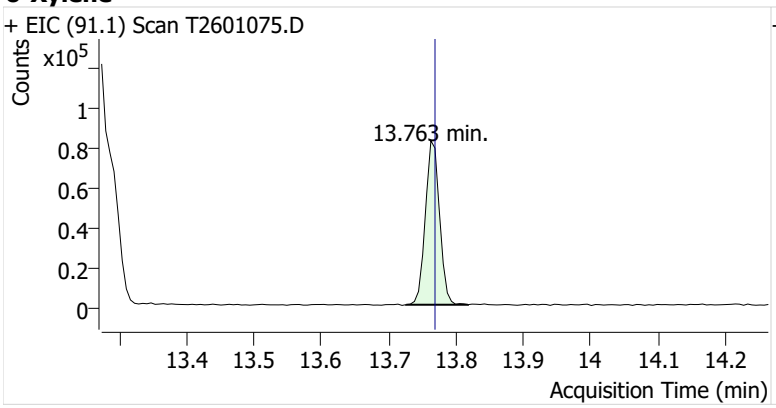
+ EIC (91.1) Scan T2601075.D
Counts
x10^5
1
0.8
0.6
0.4
0.2
0
13.763 min.
13.4
13.5
13.6
13.7
13.8
13.9
14
14.1
14.2
Acquisition Time (min)

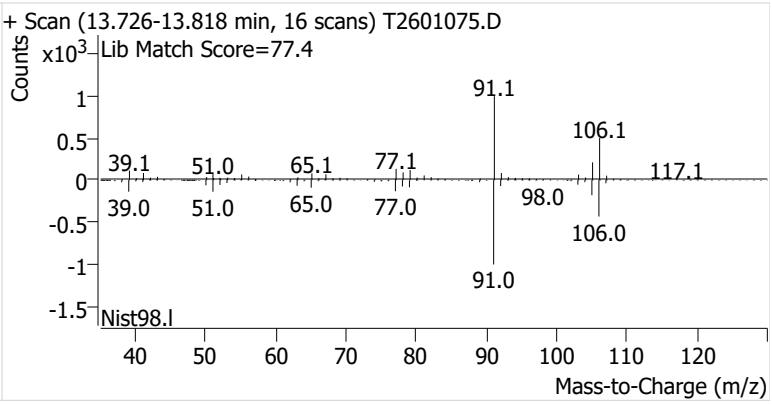
+ Scan (13.726-13.818 min, 16 scans) T2601075.D
Counts
x10^3
Lib Match Score=77.4
1
0.5
0
-0.5
-1
-1.5
91.1
106.1
39.1
51.0
65.1
77.1
117.1
98.0
39.0
51.0
65.0
77.0
106.0
91.0
Nist98.l
40
50
60
70
80
90
100
110
120
Mass-to-Charge (m/z)

Name	IRVSEA-8-S-20260204
Comment	C70155
Data File	T2601076.D
Acq. Date-Time	2/20/2026 4:00:50 PM
Acq. Method File	M325B-MTD
Tube Sorbent	Carbopack X
Analyze Quant Version	12.1
Report Quant Version	12.1

Sample Chromatogram

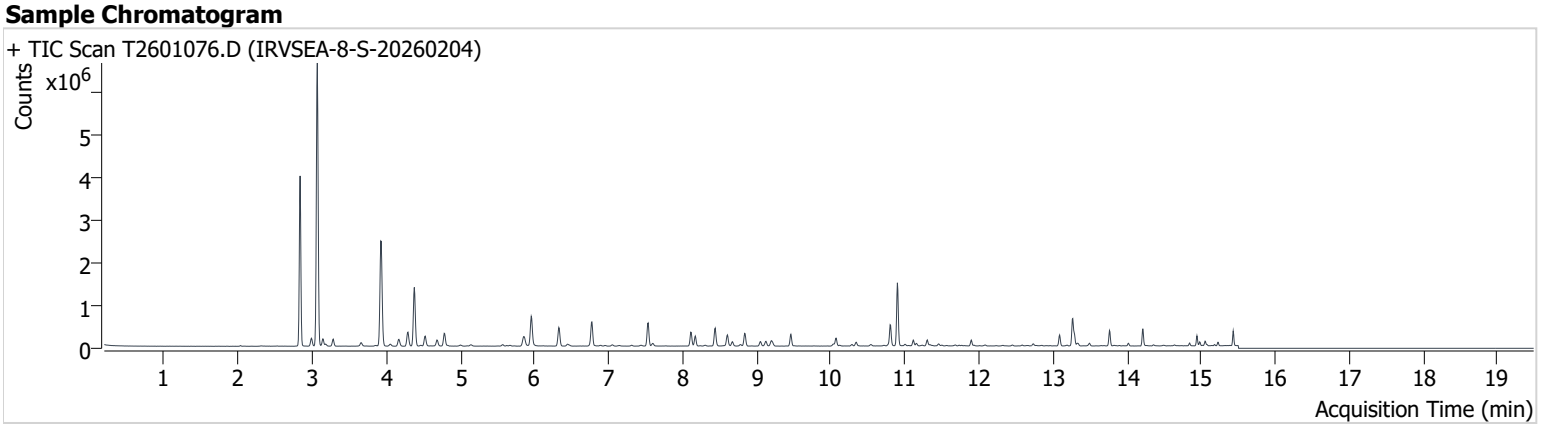

Name	ISTD	RT	ICAL RT	Resp.	Int. Flag
Benzene-d6 (IS)		8.110	8.110	295,384	
Benzene	Benzene-d6 (IS)	8.171	8.171	198,339	
Toluene-d8 (IS)		10.802	10.808	323,785	
Toluene	Toluene-d8 (IS)	10.899	10.900	1,022,966	
Ethylbenzene	Toluene-d8 (IS)	13.090	13.090	176,588	
m-/p-Xylenes	Toluene-d8 (IS)	13.267	13.267	492,915	
o-Xylene	Toluene-d8 (IS)	13.763	13.769	197,000	

Benzene-d6 (IS)

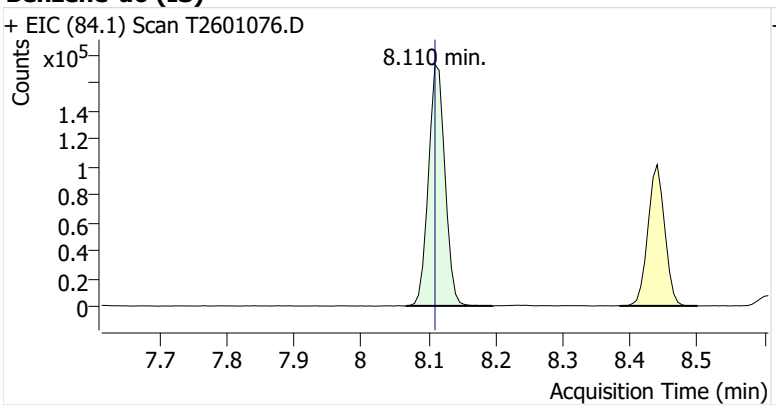

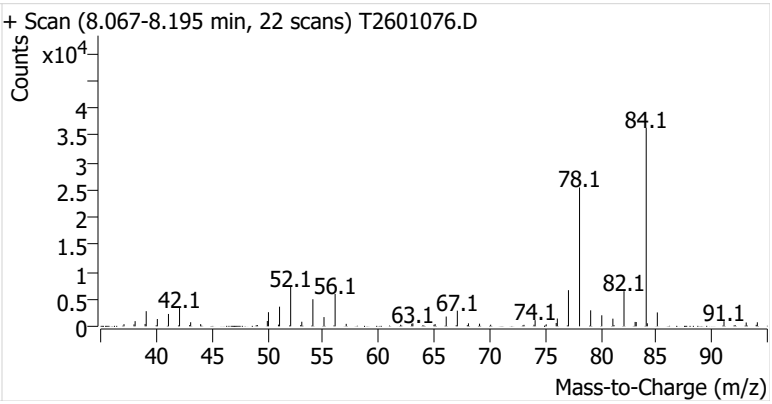

Benzene

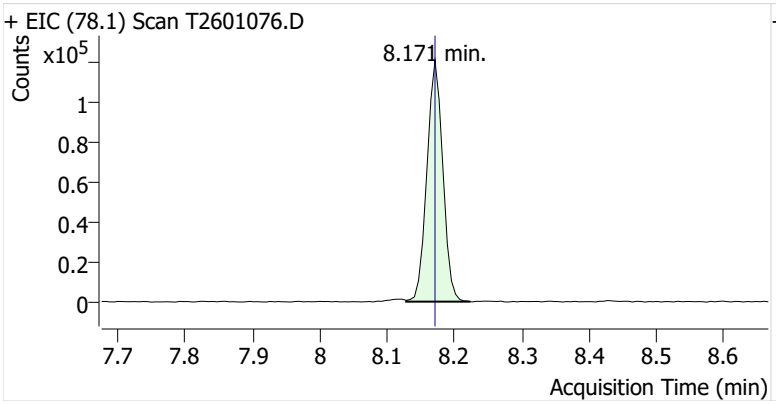

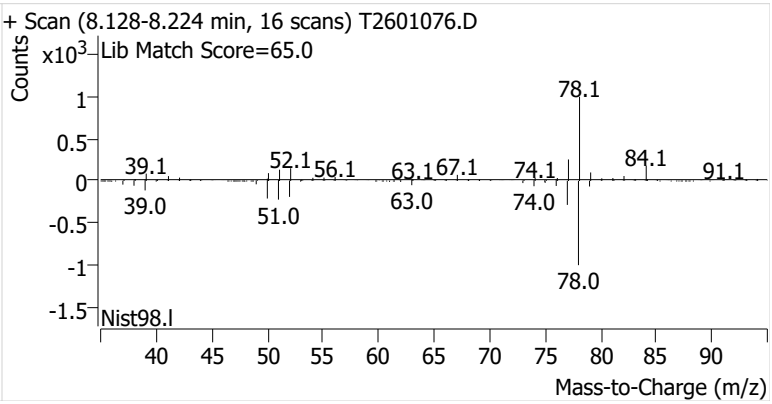

Toluene-d8 (IS)

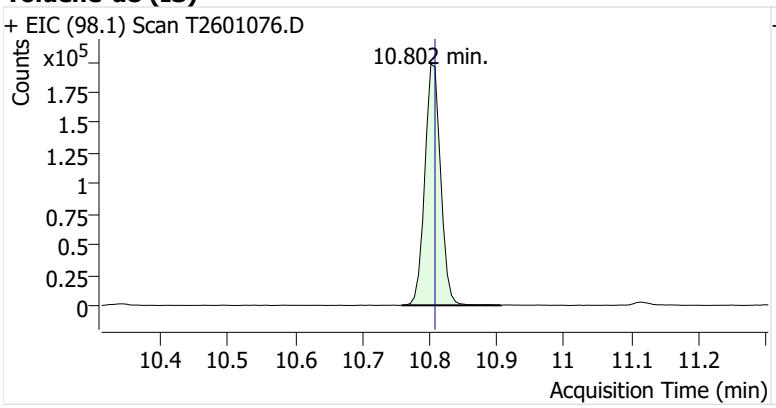

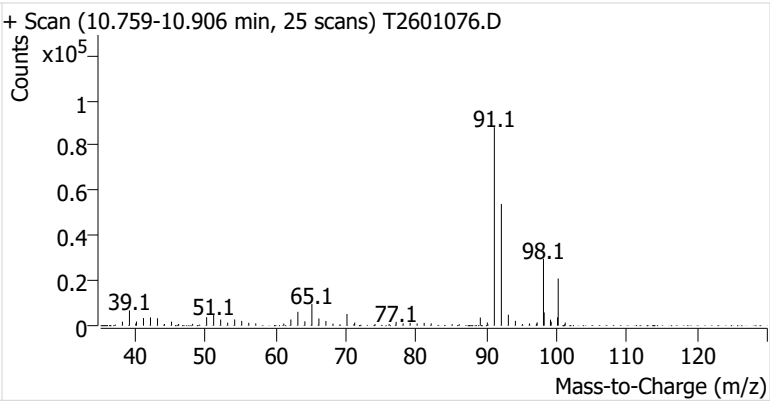

Toluene

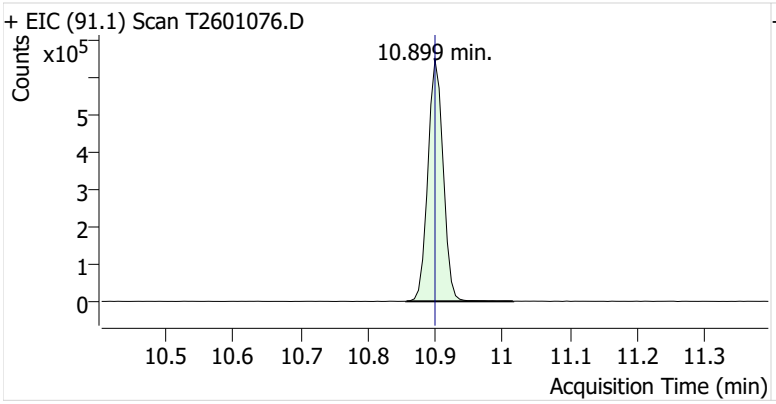

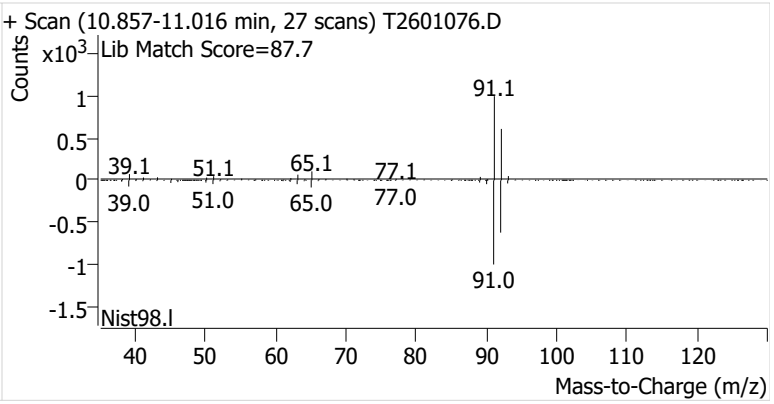

Ethylbenzene

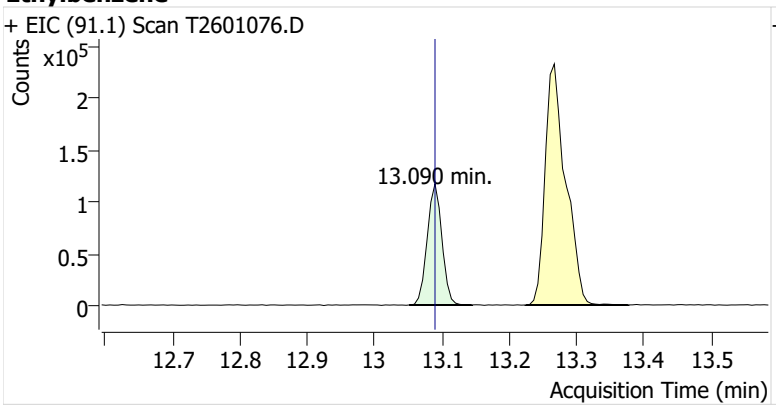

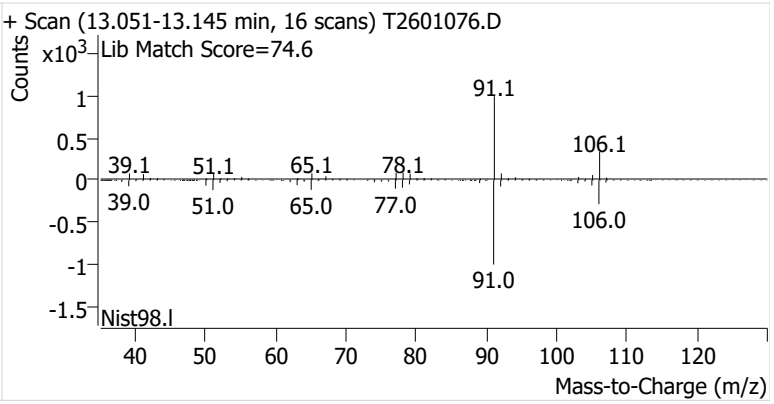

m-/p-Xylenes

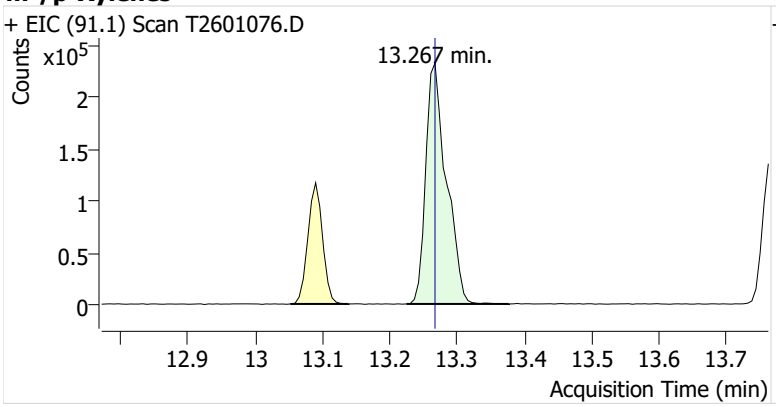

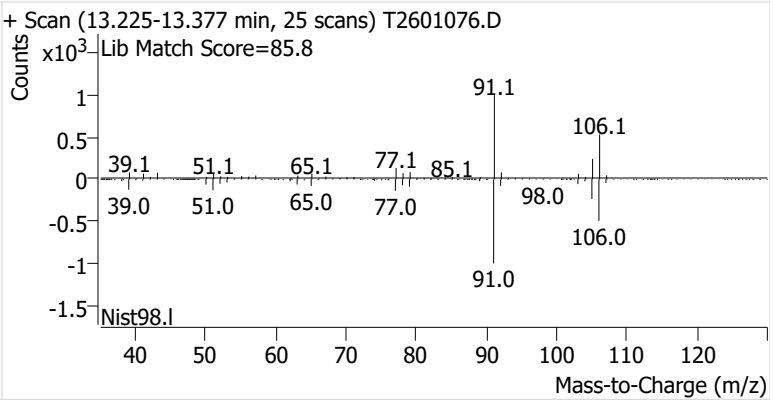

o-Xylene

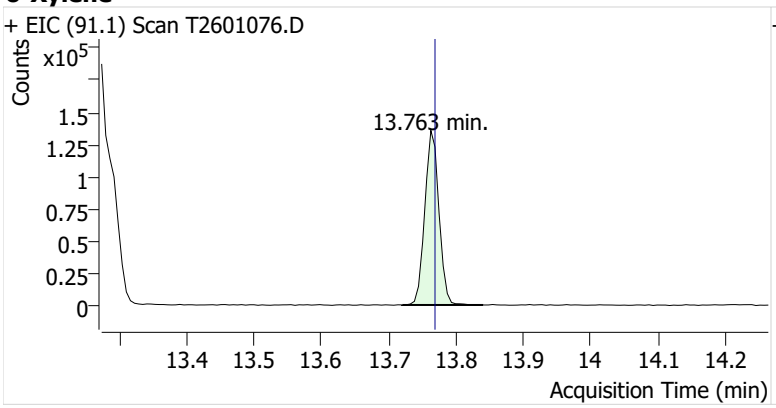
+ EIC (91.1) Scan T2601076.D
Counts
x10^5
1.5
1.25
1
0.75
0.5
0.25
0
13.763 min.
13.4
13.5
13.6
13.7
13.8
13.9
14
14.1
14.2
Acquisition Time (min)

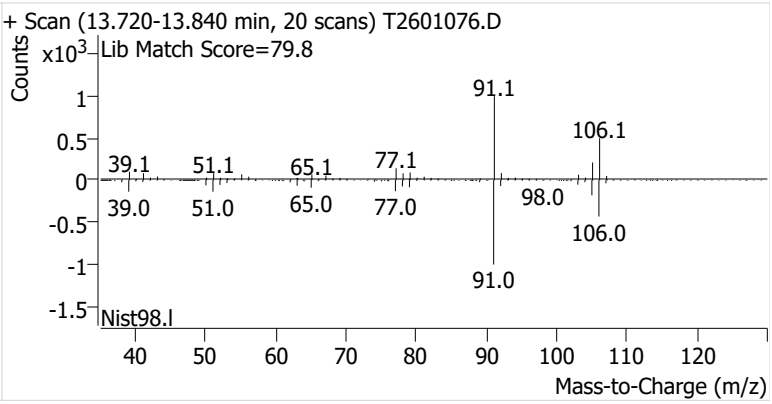
+ Scan (13.720-13.840 min, 20 scans) T2601076.D
Counts
x10^3
Lib Match Score=79.8
1
0.5
0
-0.5
-1
-1.5
91.1
106.1
39.1
51.1
65.1
77.1
98.0
39.0
51.0
65.0
77.0
106.0
91.0
Nist98.l
40
50
60
70
80
90
100
110
120
Mass-to-Charge (m/z)

Name	IRVSEA-8-D-20260204
Comment	C31412
Data File	T2601078.D
Acq. Date-Time	2/20/2026 4:52:04 PM
Acq. Method File	M325B-MTD
Tube Sorbent	Carbopack X
Analyze Quant Version	12.1
Report Quant Version	12.1

Sample Chromatogram

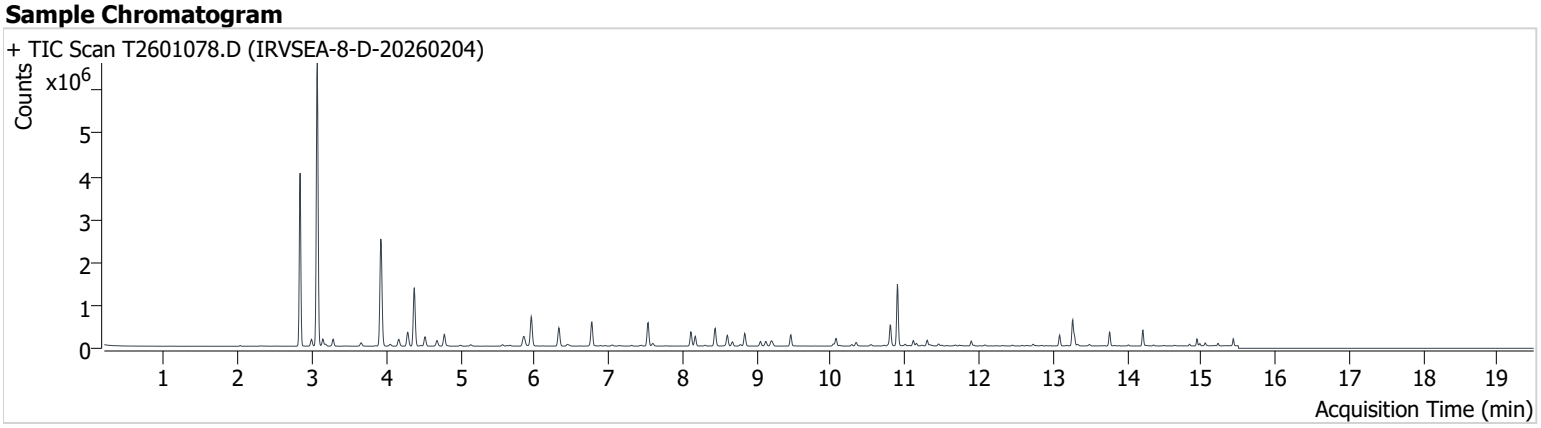

Name	ISTD	RT	ICAL RT	Resp.	Int. Flag
Benzene-d6 (IS)		8.110	8.110	294,318	
Benzene	Benzene-d6 (IS)	8.171	8.171	192,089	
Toluene-d8 (IS)		10.801	10.808	318,353	
Toluene	Toluene-d8 (IS)	10.899	10.900	990,427	
Ethylbenzene	Toluene-d8 (IS)	13.089	13.090	172,169	
m-/p-Xylenes	Toluene-d8 (IS)	13.267	13.267	452,322	
o-Xylene	Toluene-d8 (IS)	13.762	13.769	178,032	

Benzene-d6 (IS)

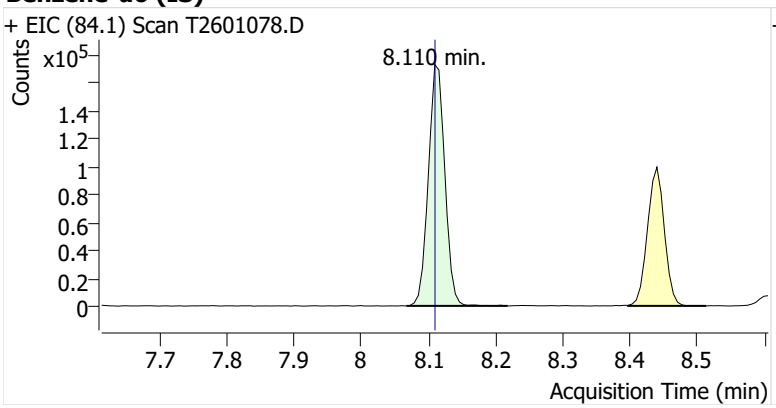

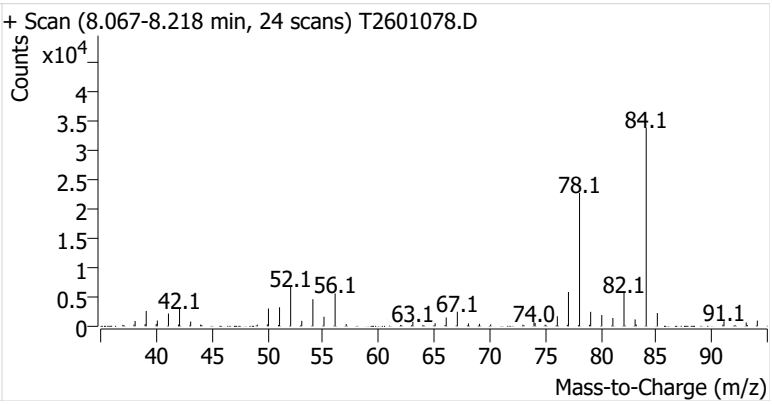

Benzene

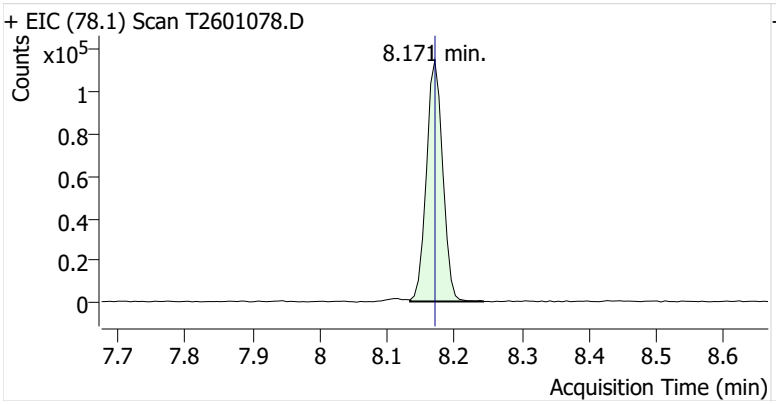

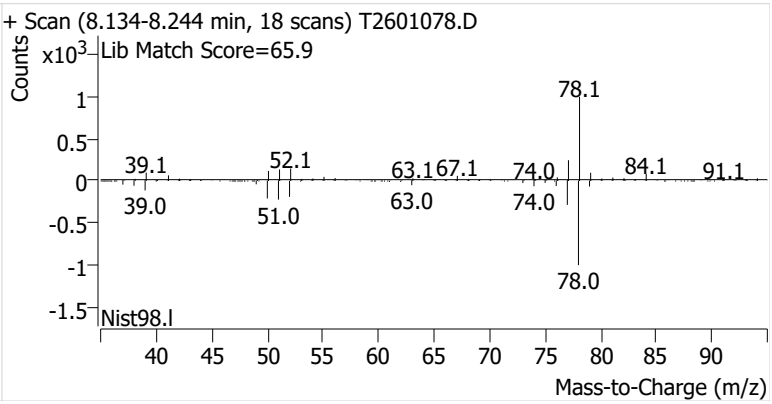

Toluene-d8 (IS)

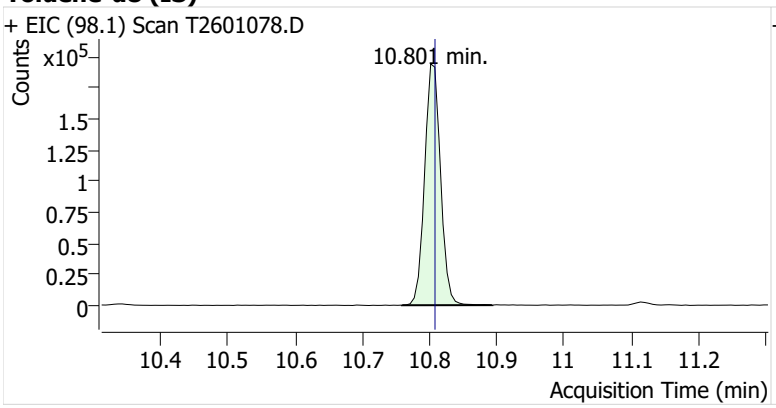

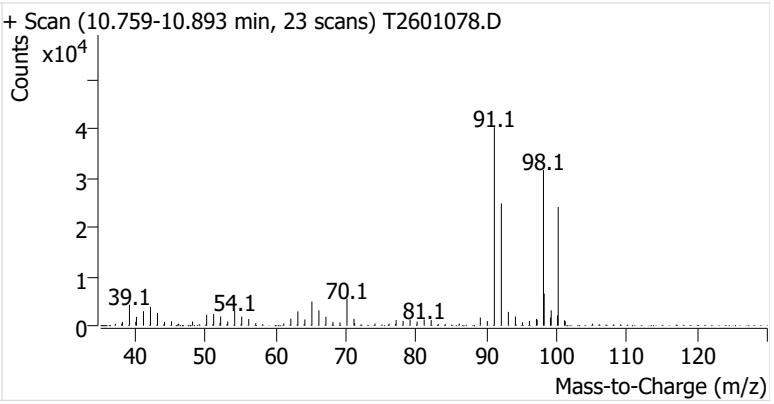

Toluene

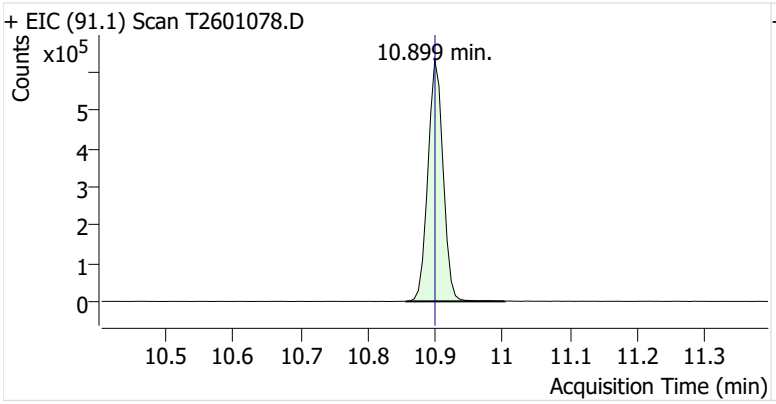

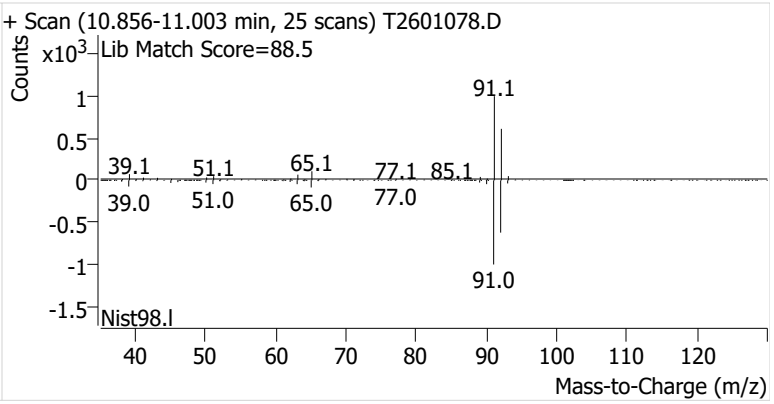

Ethylbenzene

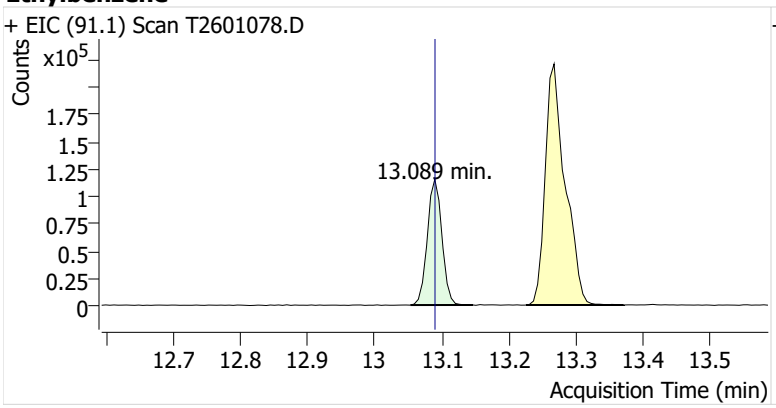

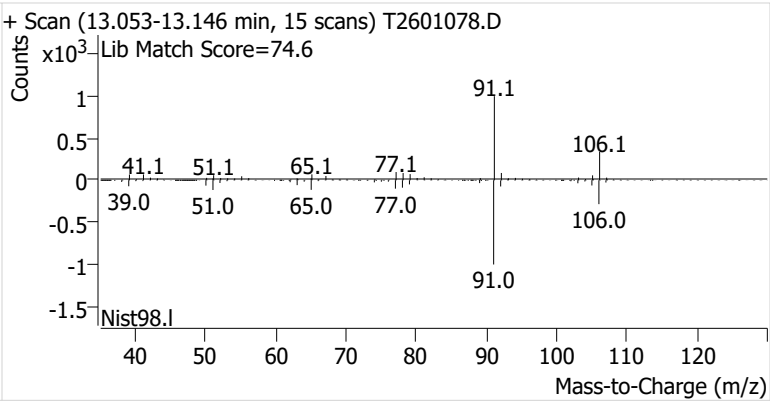

m-/p-Xylenes

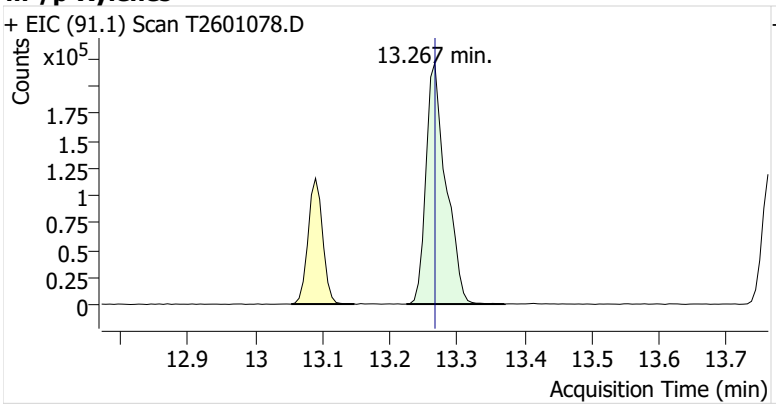

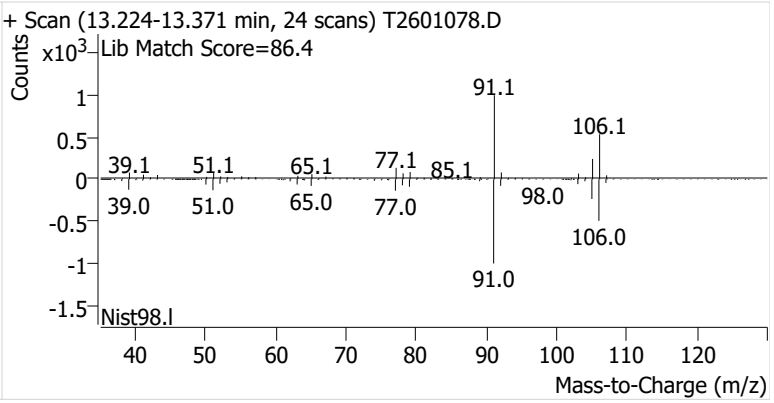

o-Xylene

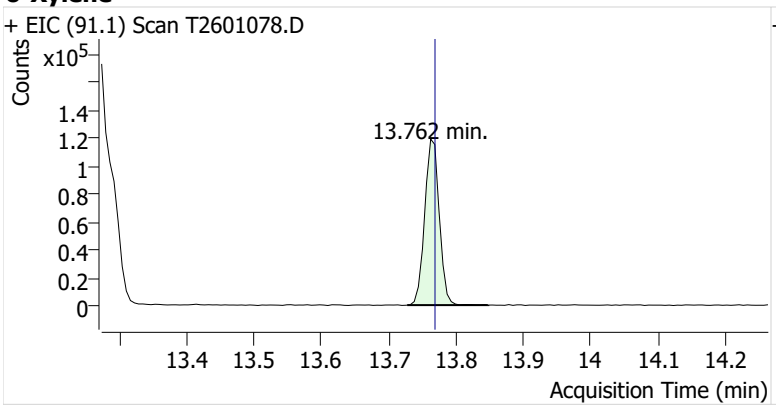
+ EIC (91.1) Scan T2601078.D
Counts
x10^5
1.4
1.2
1
0.8
0.6
0.4
0.2
0
13.762 min.
13.4
13.5
13.6
13.7
13.8
13.9
14
14.1
14.2
Acquisition Time (min)

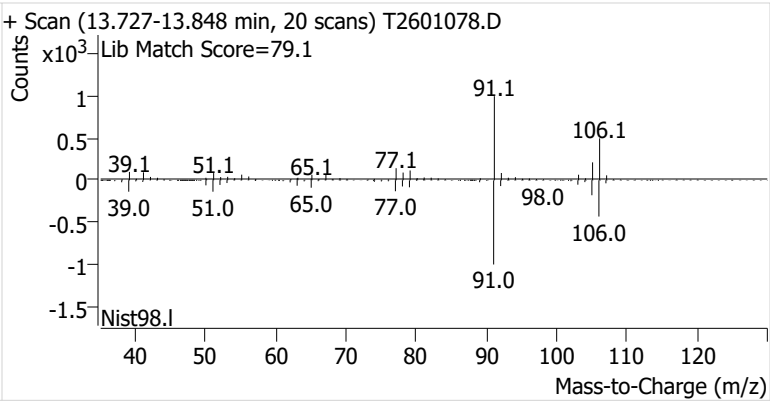
+ Scan (13.727-13.848 min, 20 scans) T2601078.D
Lib Match Score=79.1
Counts
x10^3
1
0.5
0
-0.5
-1
-1.5
91.1
106.1
39.1
51.1
65.1
77.1
98.0
39.0
51.0
65.0
77.0
106.0
91.0
Nist98.l
40
50
60
70
80
90
100
110
120
Mass-to-Charge (m/z)

Name	IRVSEA-9-S-20260204
Comment	B52737
Data File	T2601079.D
Acq. Date-Time	2/20/2026 5:17:30 PM
Acq. Method File	M325B-MTD
Tube Sorbent	Carbopack X
Analyze Quant Version	12.1
Report Quant Version	12.1

Sample Chromatogram

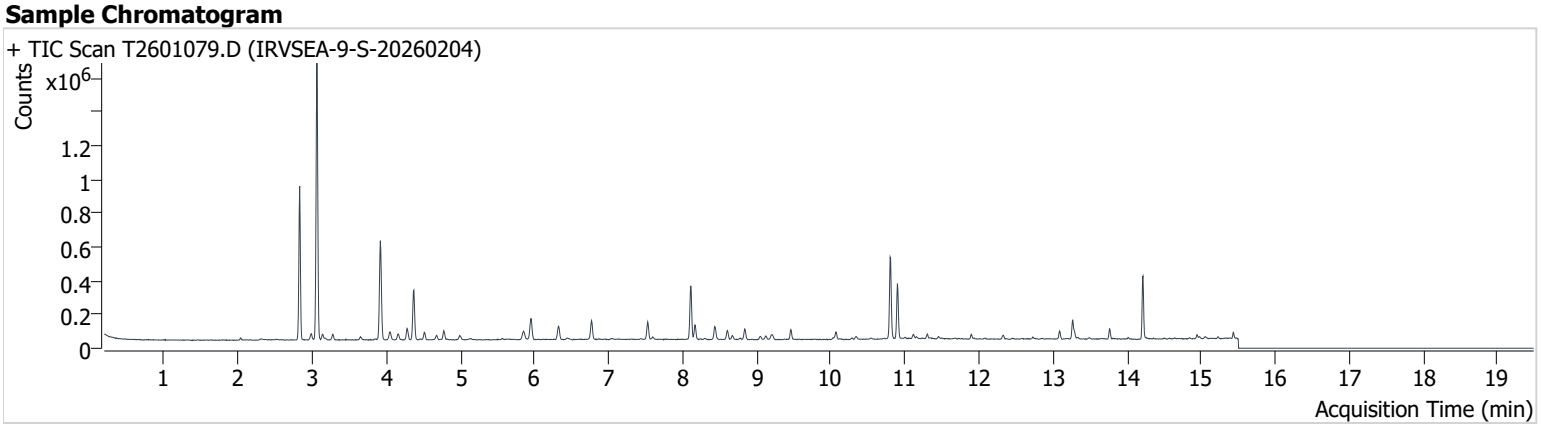

Name	ISTD	RT	ICAL RT	Resp.	Int. Flag
Benzene-d6 (IS)		8.110	8.110	292,935	
Benzene	Benzene-d6 (IS)	8.171	8.171	74,960	
Toluene-d8 (IS)		10.802	10.808	321,498	
Toluene	Toluene-d8 (IS)	10.900	10.900	225,119	
Ethylbenzene	Toluene-d8 (IS)	13.090	13.090	33,133	
m-/p-Xylenes	Toluene-d8 (IS)	13.267	13.267	82,134	
o-Xylene	Toluene-d8 (IS)	13.763	13.769	33,645	

Benzene-d6 (IS)

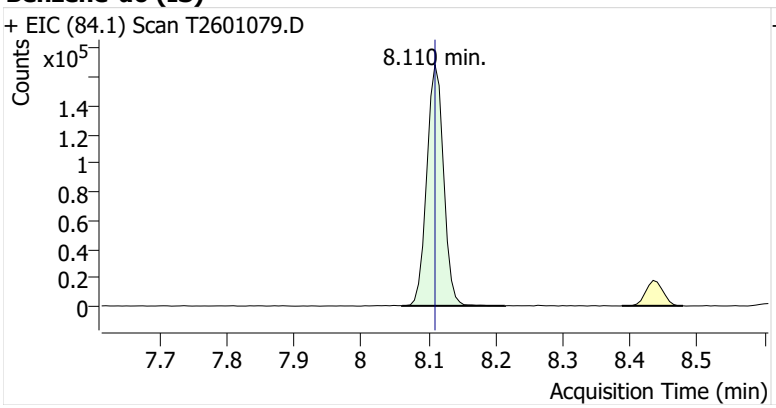

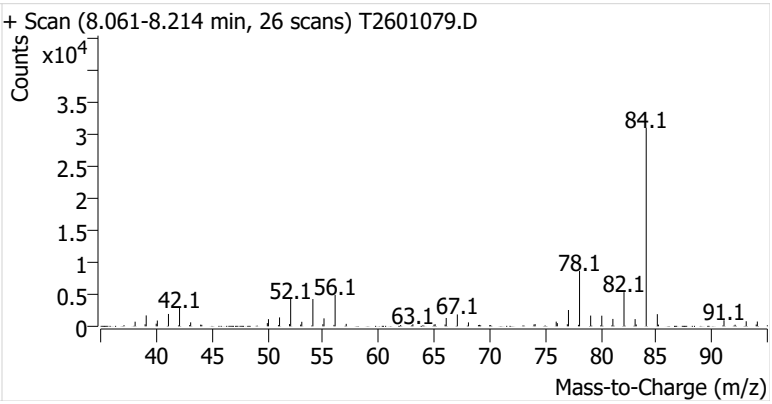

Benzene

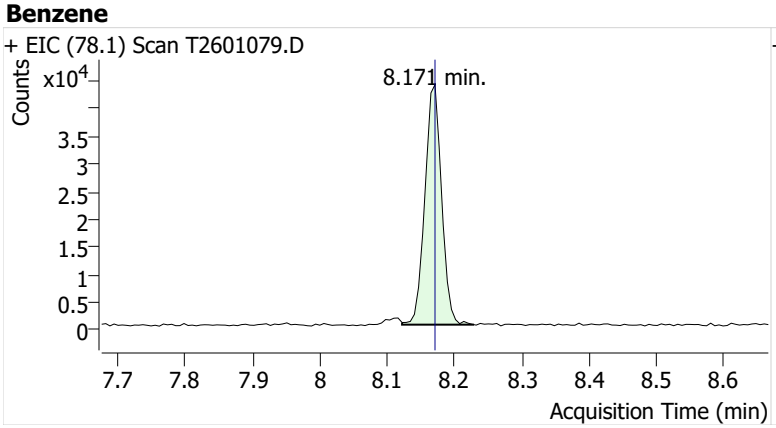

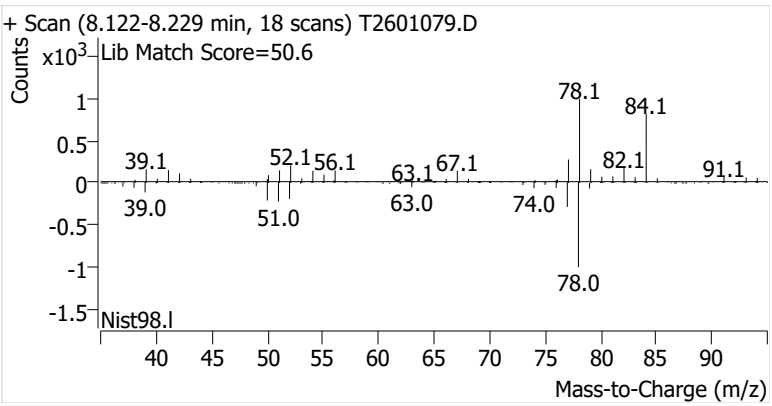

Toluene-d8 (IS)

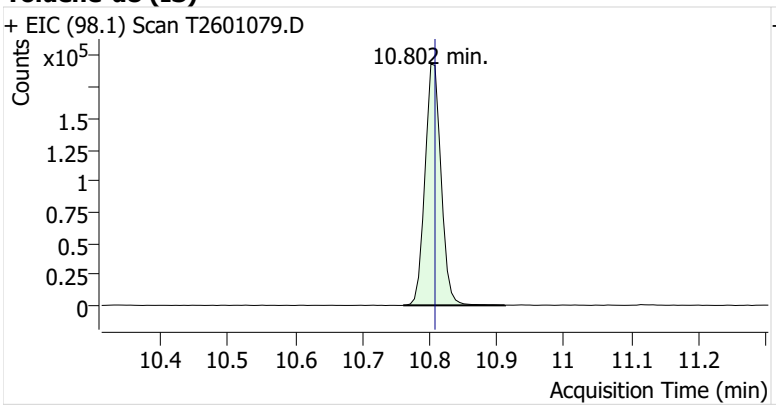

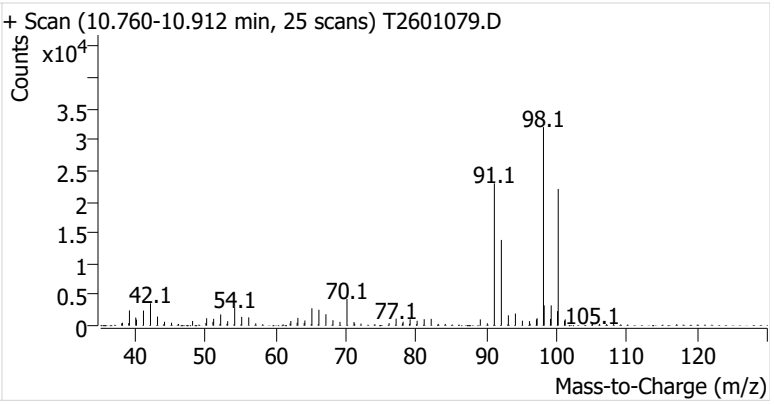

Toluene

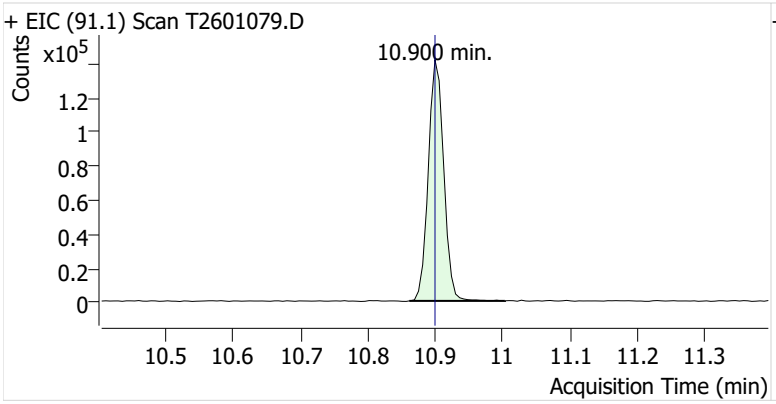

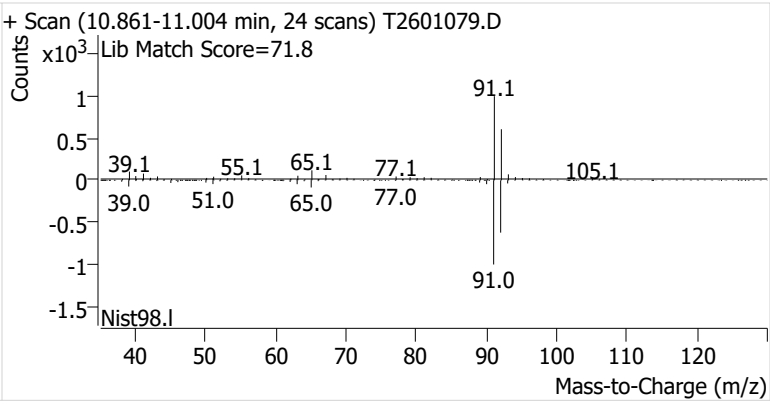

Ethylbenzene

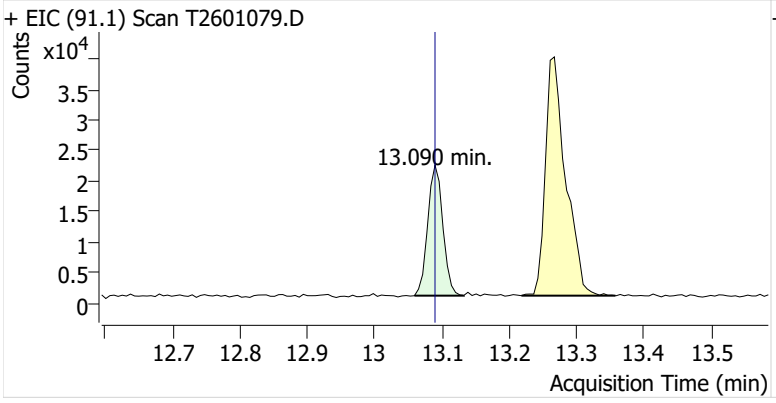

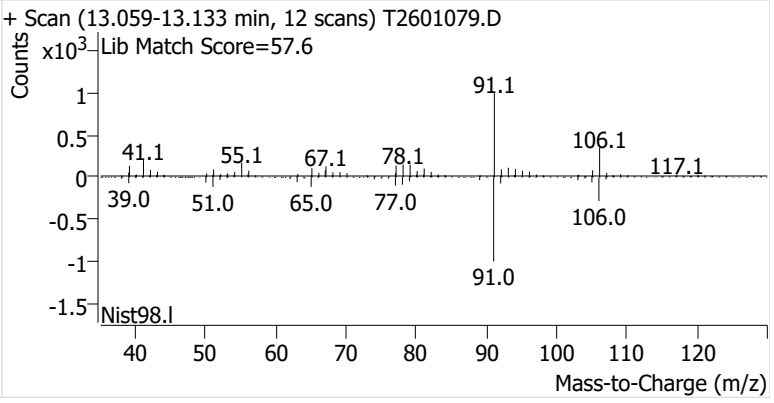

m-/p-Xylenes

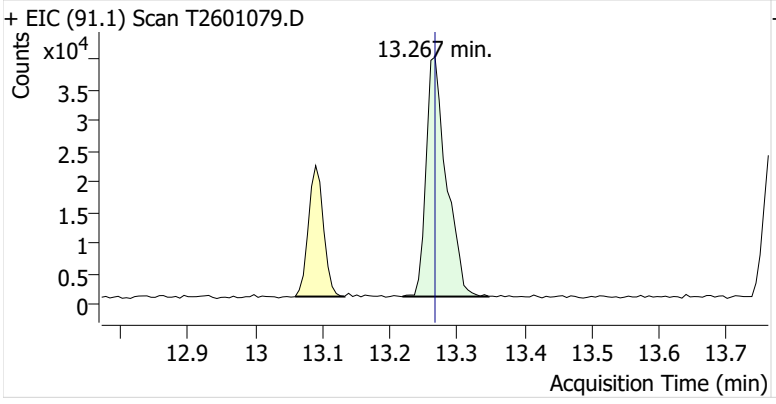

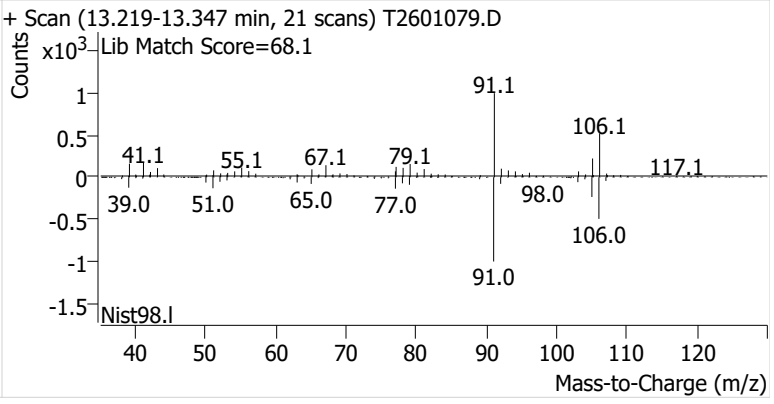

o-Xylene

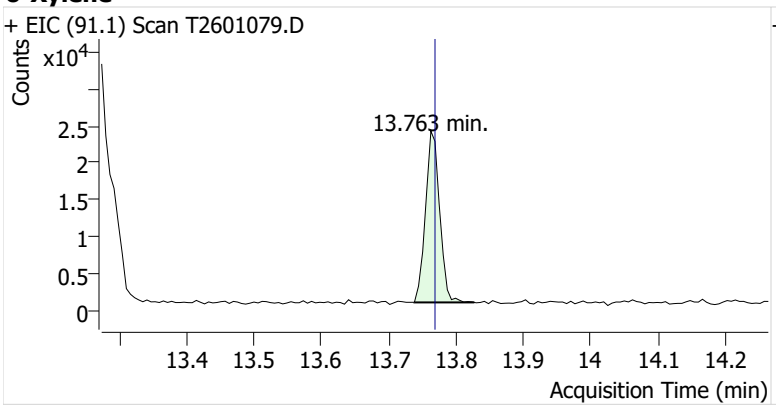
+ EIC (91.1) Scan T2601079.D
Counts
x10^4
2.5
2
1.5
1
0.5
0
13.763 min.
13.4 13.5 13.6 13.7 13.8 13.9 14 14.1 14.2
Acquisition Time (min)

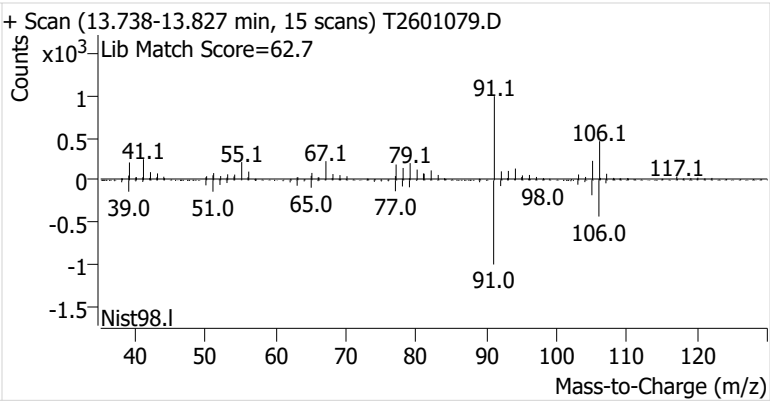
+ Scan (13.738-13.827 min, 15 scans) T2601079.D
Lib Match Score=62.7
Counts
x10^3
1
0.5
0
-0.5
-1
-1.5
91.1
106.1
41.1
55.1
67.1
79.1
117.1
98.0
39.0
51.0
65.0
77.0
106.0
91.0
Nist98.l
40 50 60 70 80 90 100 110 120
Mass-to-Charge (m/z)

Name	IRVSEA-10-S-20260204
Comment	C56804
Data File	T2601080.D
Acq. Date-Time	2/20/2026 5:42:59 PM
Acq. Method File	M325B-MTD
Tube Sorbent	Carbopack X
Analyze Quant Version	12.1
Report Quant Version	12.1

Sample Chromatogram

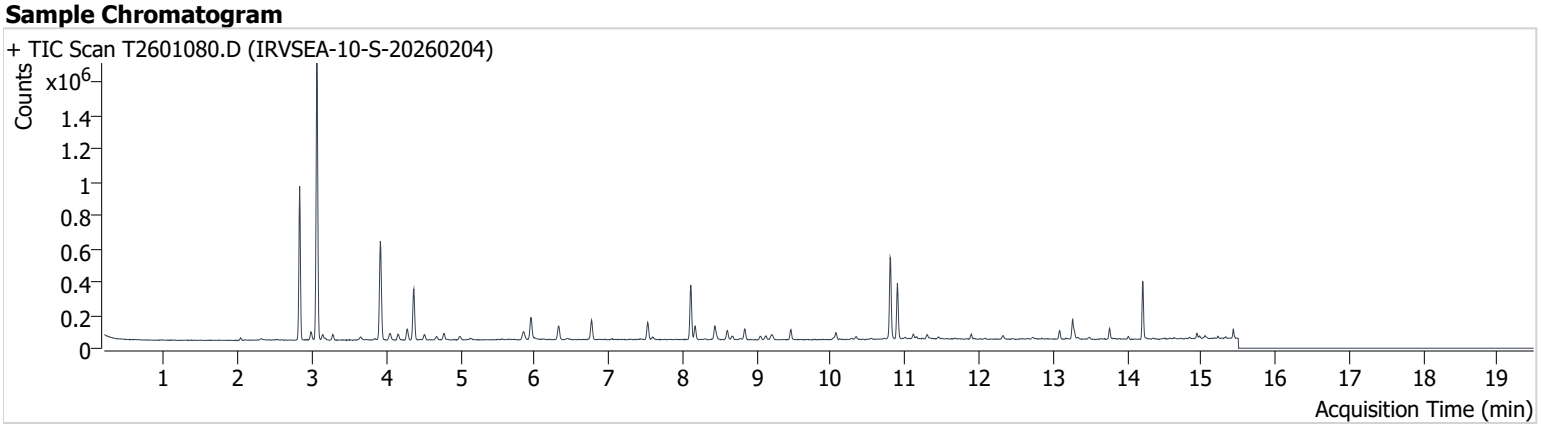

Name	ISTD	RT	ICAL RT	Resp.	Int. Flag
Benzene-d6 (IS)		8.110	8.110	295,048	
Benzene	Benzene-d6 (IS)	8.171	8.171	70,176	
Toluene-d8 (IS)		10.802	10.808	326,951	
Toluene	Toluene-d8 (IS)	10.900	10.900	227,438	
Ethylbenzene	Toluene-d8 (IS)	13.090	13.090	34,742	
m-/p-Xylenes	Toluene-d8 (IS)	13.267	13.267	87,990	
o-Xylene	Toluene-d8 (IS)	13.763	13.769	34,458	

Benzene-d6 (IS)

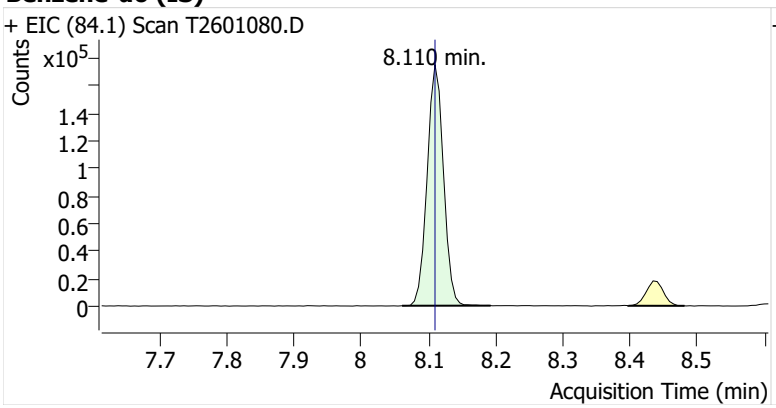

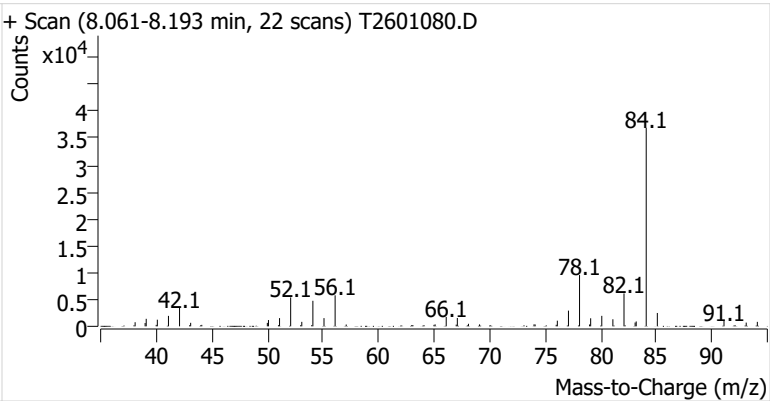

Benzene

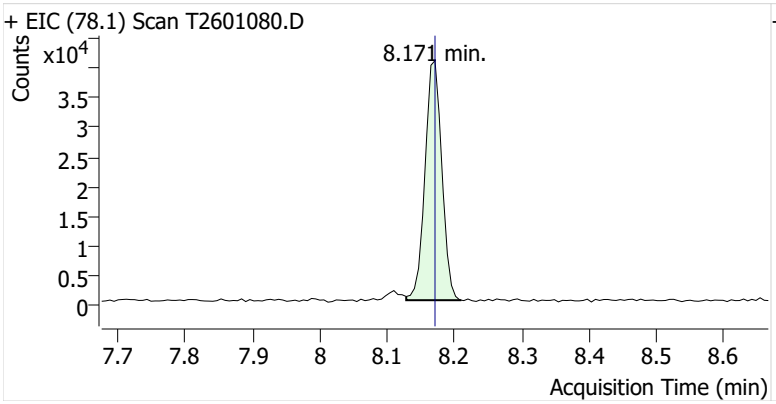

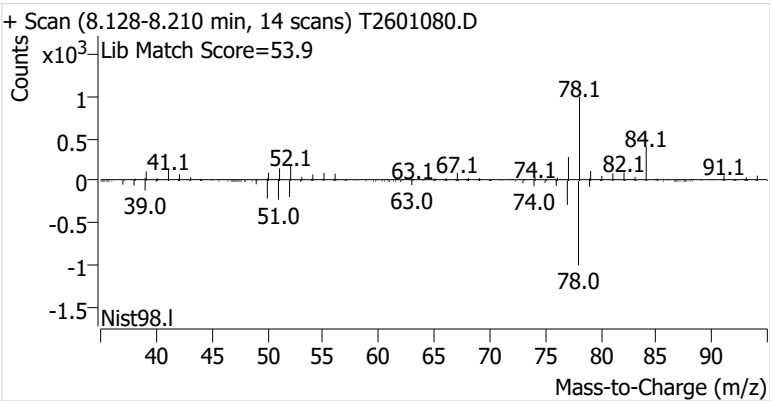

Toluene-d8 (IS)

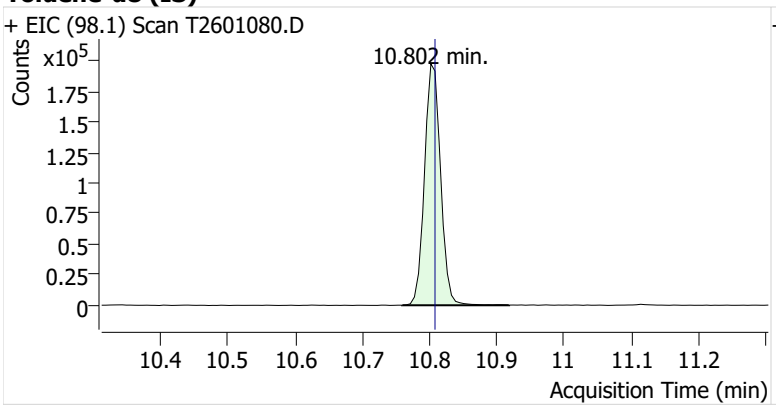

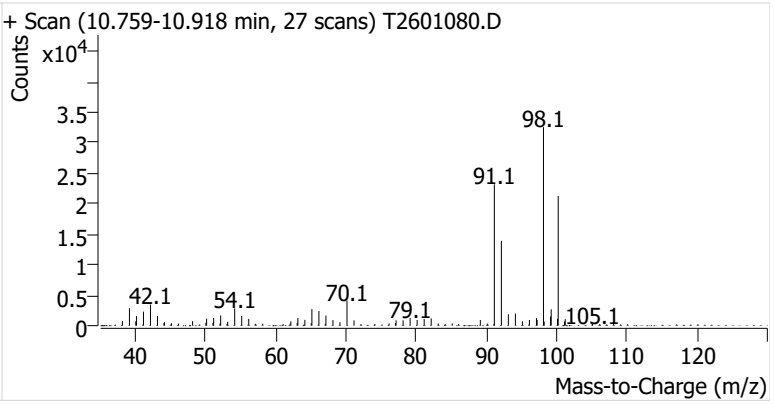

Toluene

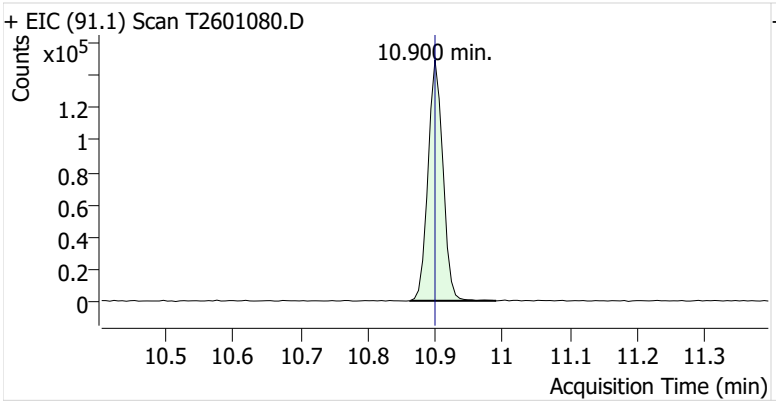

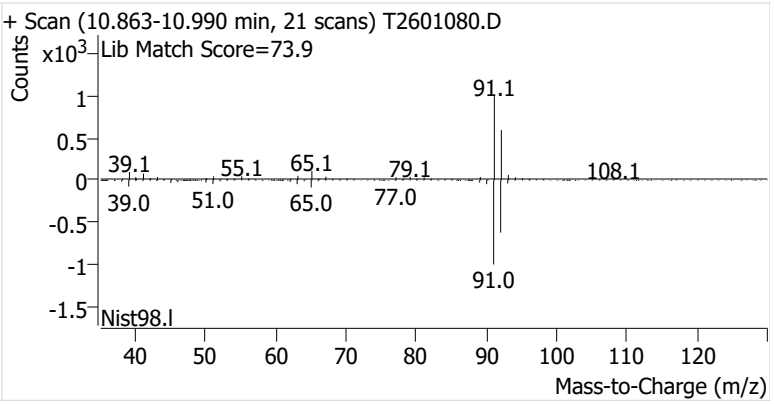

Ethylbenzene

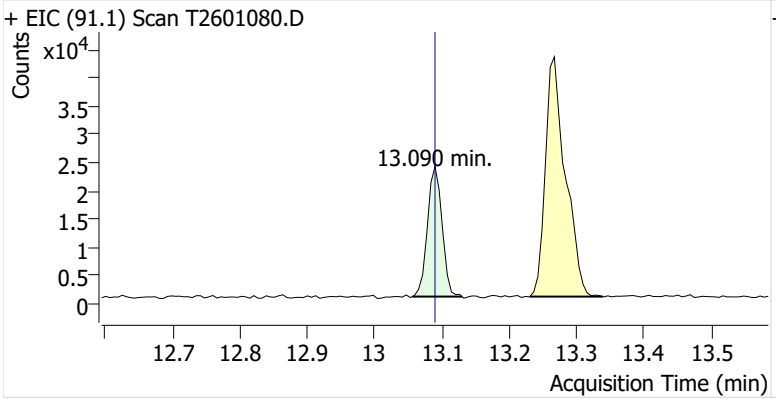

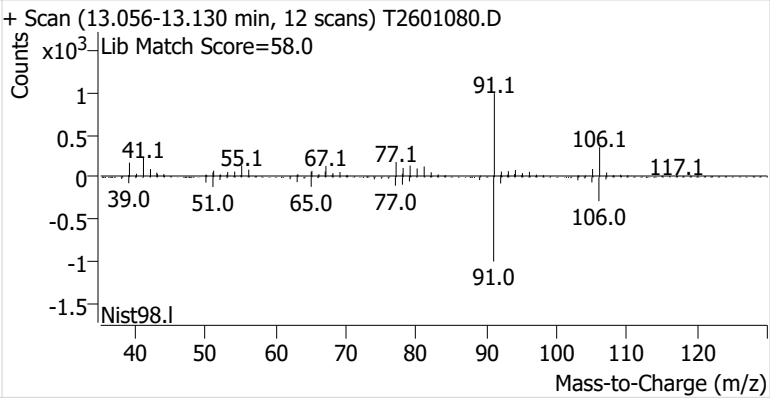

m-/p-Xylenes

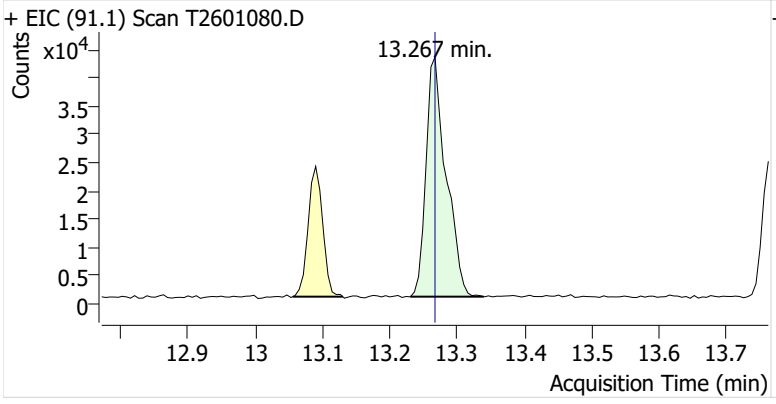

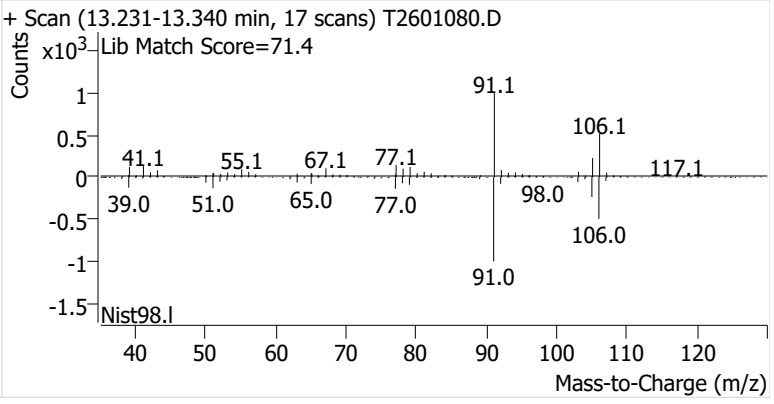

o-Xylene

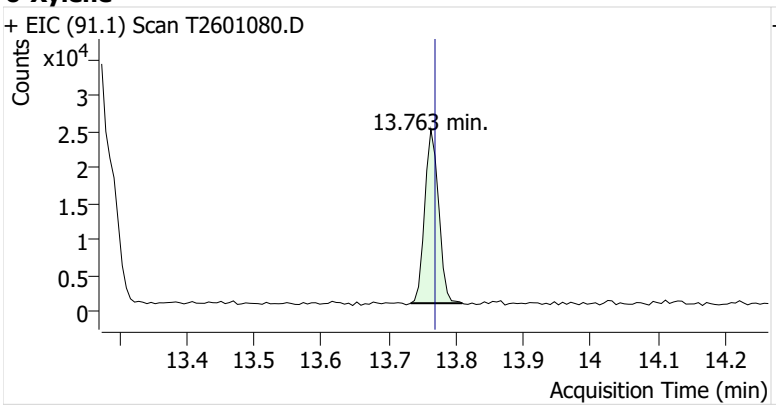
+ EIC (91.1) Scan T2601080.D
Counts
x10^4
3
2.5
2
1.5
1
0.5
0
13.763 min.
13.4
13.5
13.6
13.7
13.8
13.9
14
14.1
14.2
Acquisition Time (min)

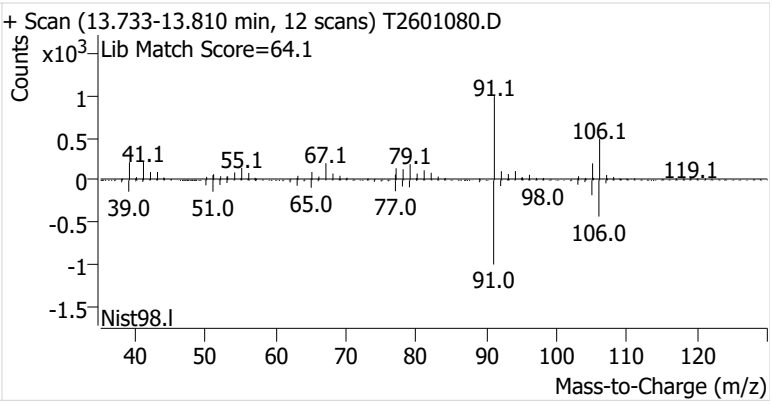
+ Scan (13.733-13.810 min, 12 scans) T2601080.D
Counts
x10^3
Lib Match Score=64.1
1
0.5
0
-0.5
-1
-1.5
91.1
106.1
41.1
55.1
67.1
79.1
119.1
98.0
39.0
51.0
65.0
77.0
106.0
91.0
Nist98.l
40
50
60
70
80
90
100
110
120
Mass-to-Charge (m/z)

Name	IRVSEA-11-S-20260204
Comment	C16137
Data File	T2601081.D
Acq. Date-Time	2/20/2026 6:08:28 PM
Acq. Method File	M325B-MTD
Tube Sorbent	Carbopack X
Analyze Quant Version	12.1
Report Quant Version	12.1

Sample Chromatogram

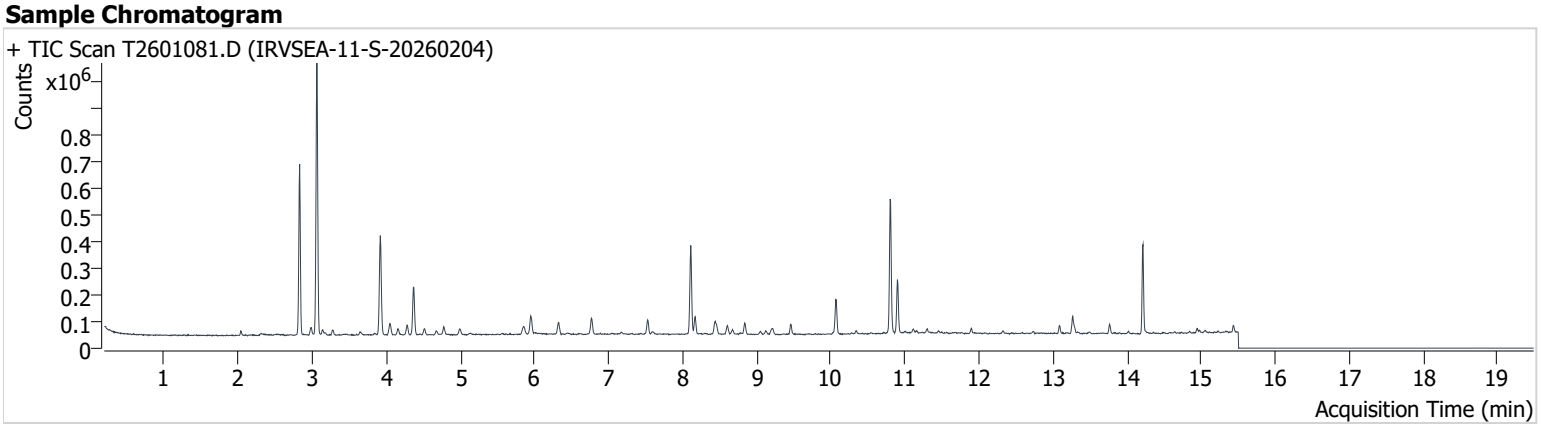

Name	ISTD	RT	ICAL RT	Resp.	Int. Flag
Benzene-d6 (IS)		8.110	8.110	298,287	
Benzene	Benzene-d6 (IS)	8.171	8.171	56,693	
Toluene-d8 (IS)		10.802	10.808	330,962	
Toluene	Toluene-d8 (IS)	10.900	10.900	137,094	
Ethylbenzene	Toluene-d8 (IS)	13.090	13.090	20,964	
m-/p-Xylenes	Toluene-d8 (IS)	13.267	13.267	46,134	
o-Xylene	Toluene-d8 (IS)	13.763	13.769	18,334	

Benzene-d6 (IS)

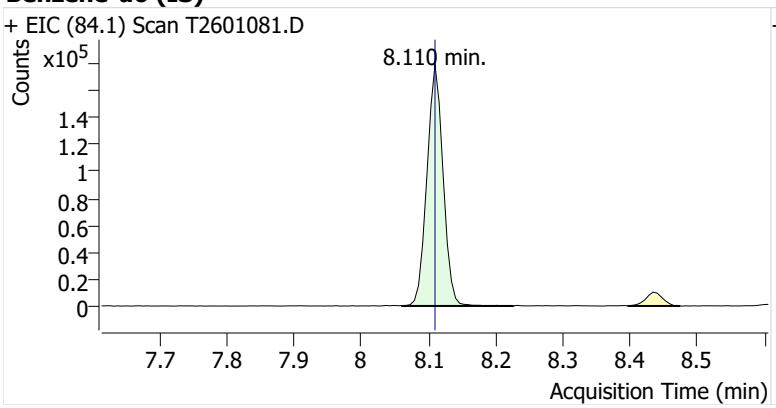

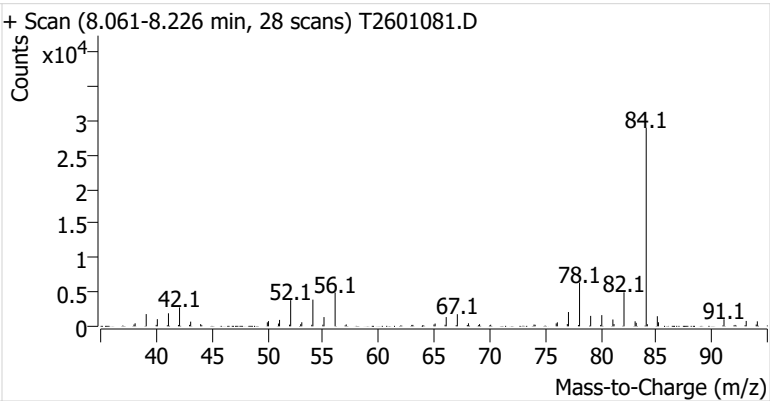

Benzene

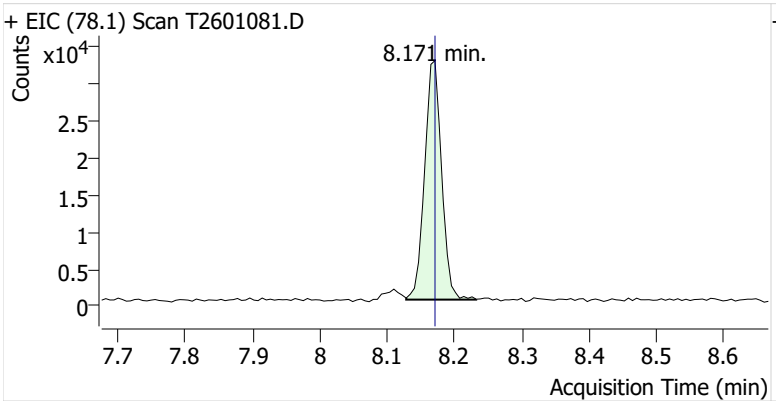

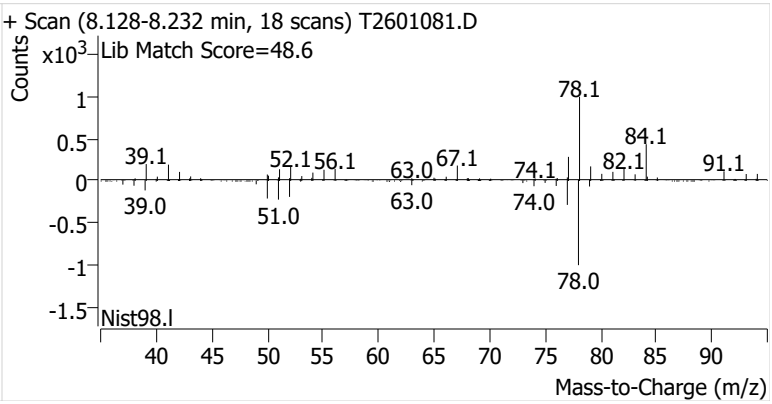

Toluene-d8 (IS)

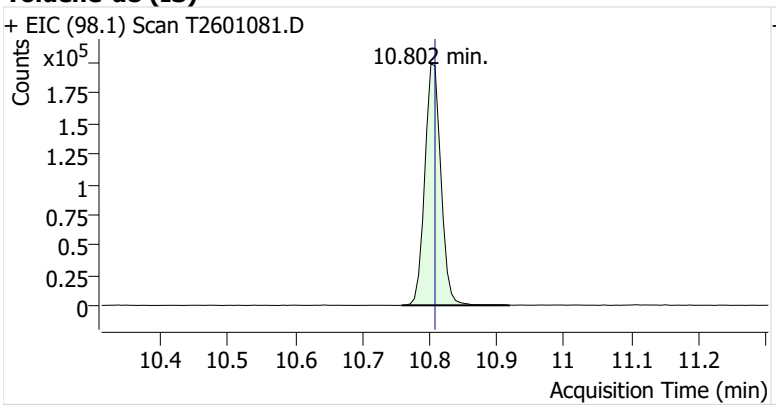

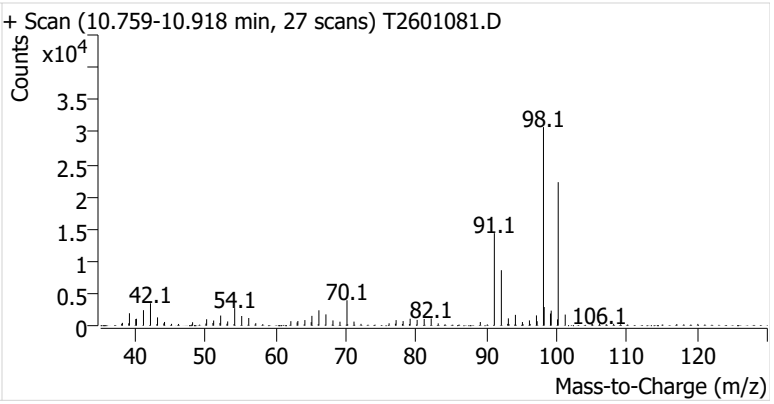

Toluene

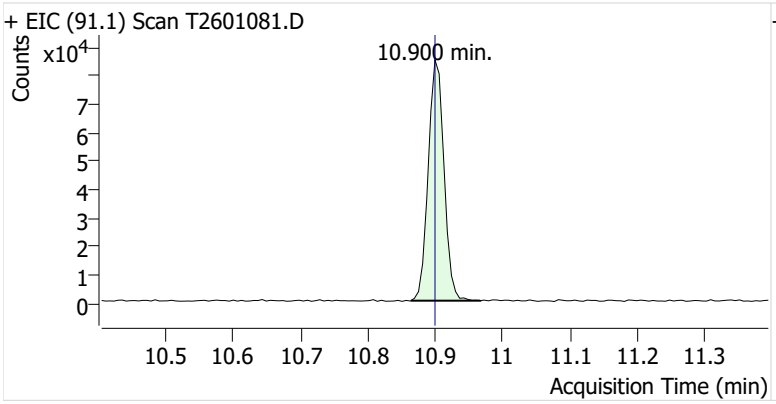

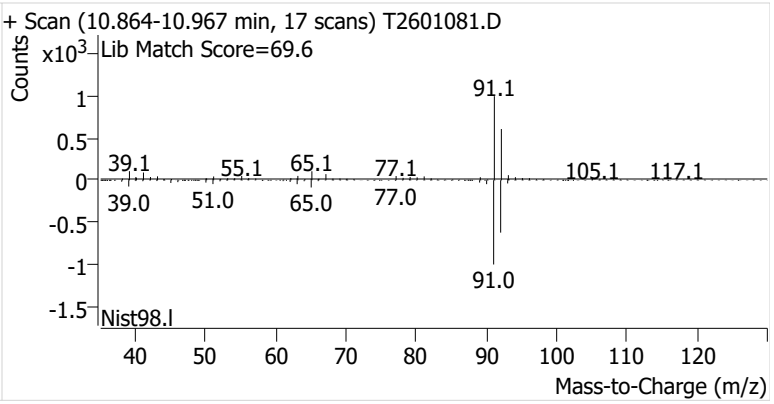

Ethylbenzene

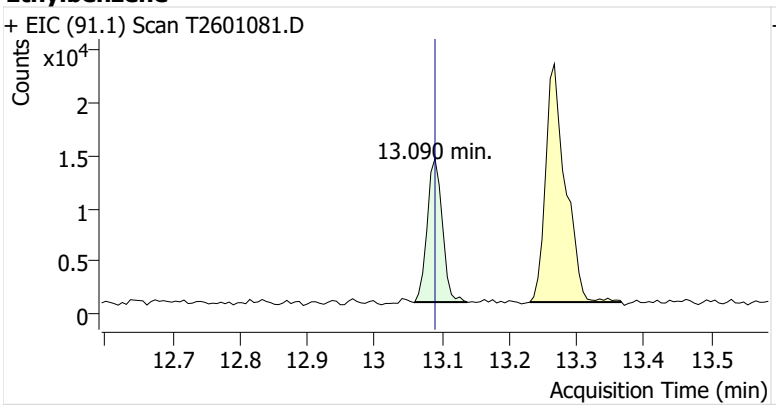

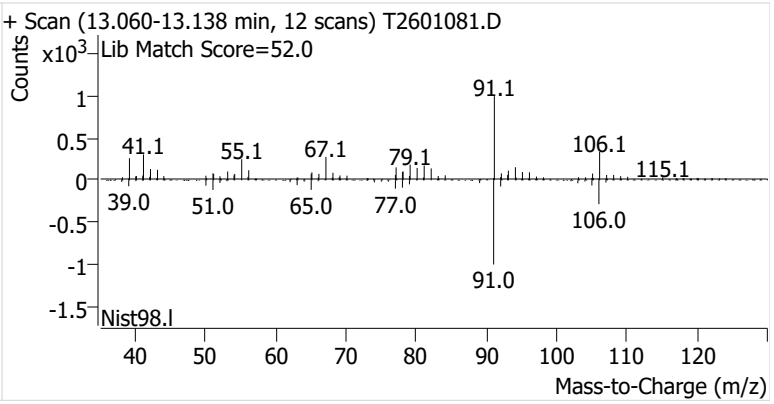

m-/p-Xylenes

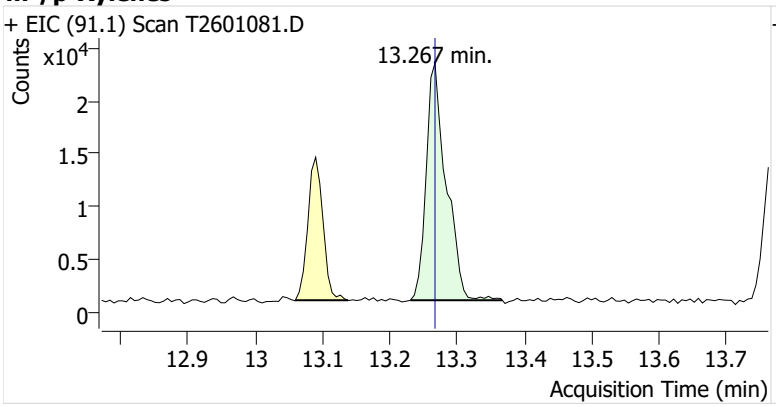

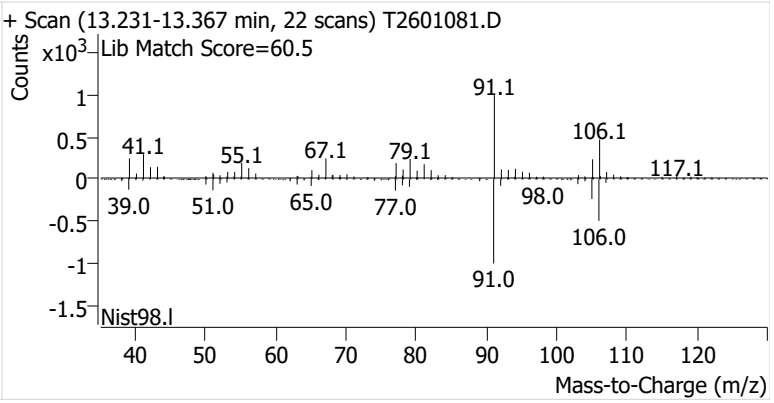

o-Xylene

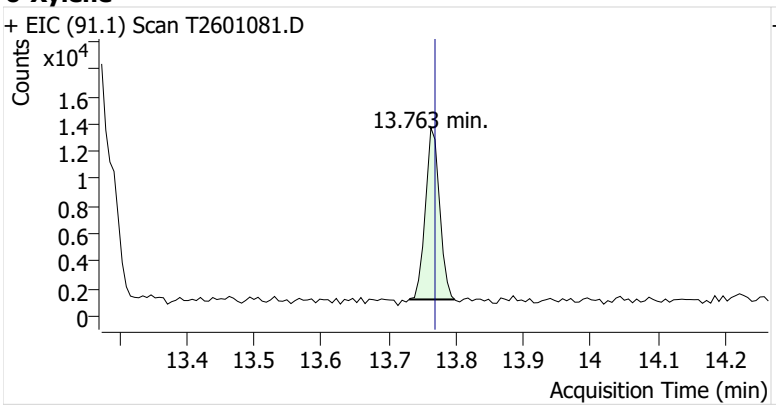
+ EIC (91.1) Scan T2601081.D
Counts
x10^4
1.6
1.4
1.2
1
0.8
0.6
0.4
0.2
0
13.763 min.
13.4
13.5
13.6
13.7
13.8
13.9
14
14.1
14.2
Acquisition Time (min)

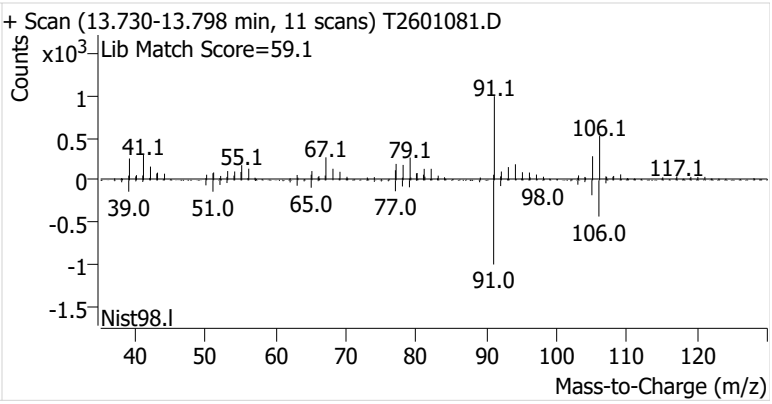
+ Scan (13.730-13.798 min, 11 scans) T2601081.D
Lib Match Score=59.1
Counts
x10^3
1
0.5
0
-0.5
-1
-1.5
91.1
106.1
41.1
55.1
67.1
79.1
117.1
98.0
39.0
51.0
65.0
77.0
106.0
91.0
Nist98.l
40
50
60
70
80
90
100
110
120
Mass-to-Charge (m/z)

Name	IRVSEA-12-S-20260204
Comment	C43250
Data File	T2601082.D
Acq. Date-Time	2/20/2026 6:34:00 PM
Acq. Method File	M325B-MTD
Tube Sorbent	Carbopack X
Analyze Quant Version	12.1
Report Quant Version	12.1

Sample Chromatogram

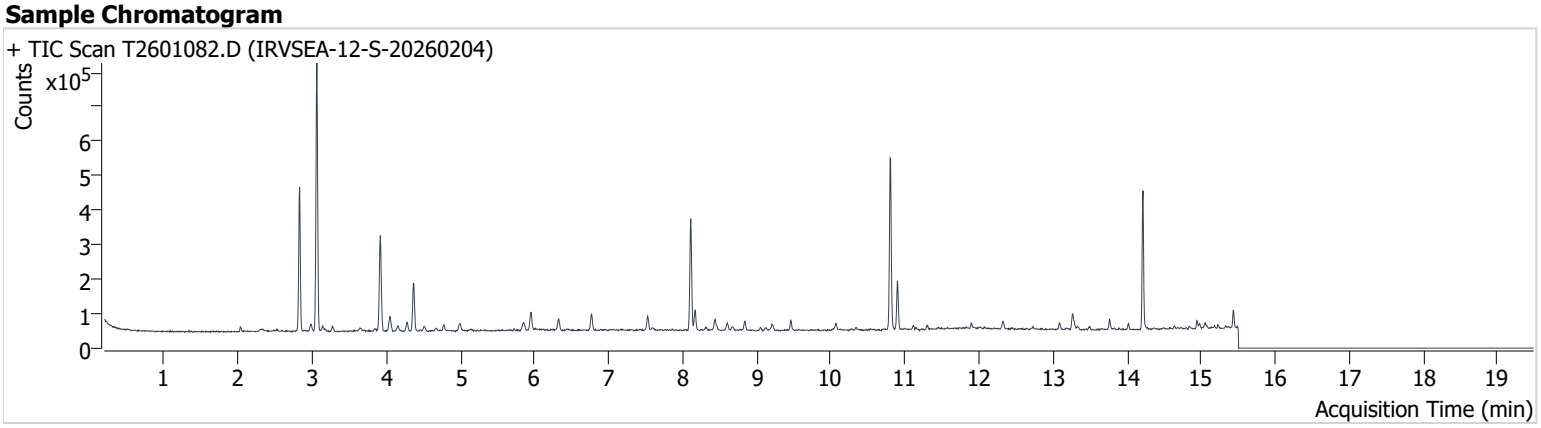

Name	ISTD	RT	ICAL RT	Resp.	Int. Flag
Benzene-d6 (IS)		8.110	8.110	294,005	
Benzene	Benzene-d6 (IS)	8.171	8.171	48,296	
Toluene-d8 (IS)		10.808	10.808	331,341	
Toluene	Toluene-d8 (IS)	10.900	10.900	94,924	
Ethylbenzene	Toluene-d8 (IS)	13.090	13.090	14,169	
m-/p-Xylenes	Toluene-d8 (IS)	13.261	13.267	35,111	
o-Xylene	Toluene-d8 (IS)	13.763	13.769	14,687	

Benzene-d6 (IS)

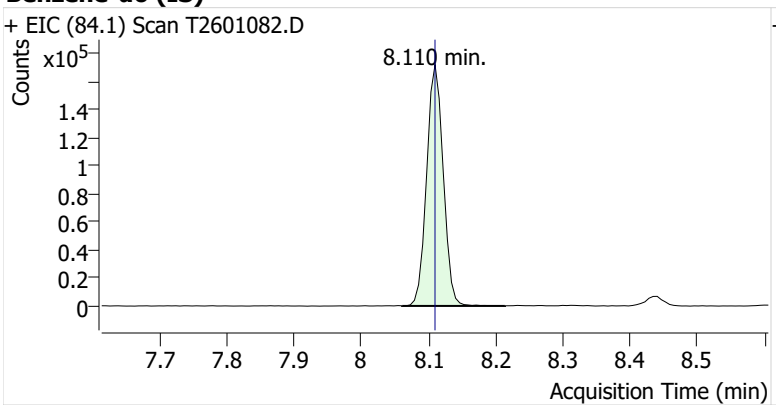

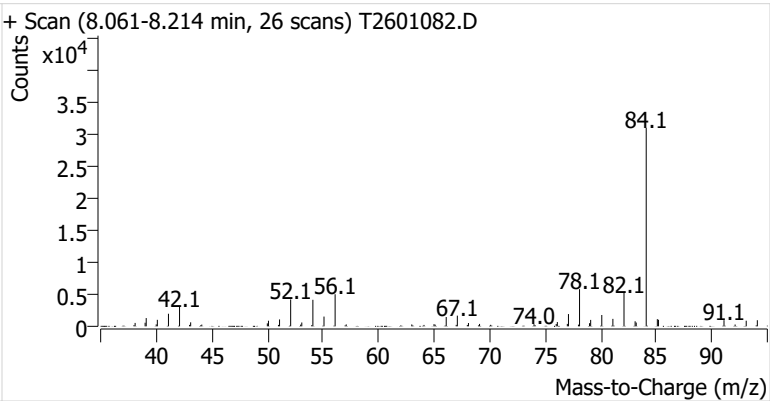

Benzene

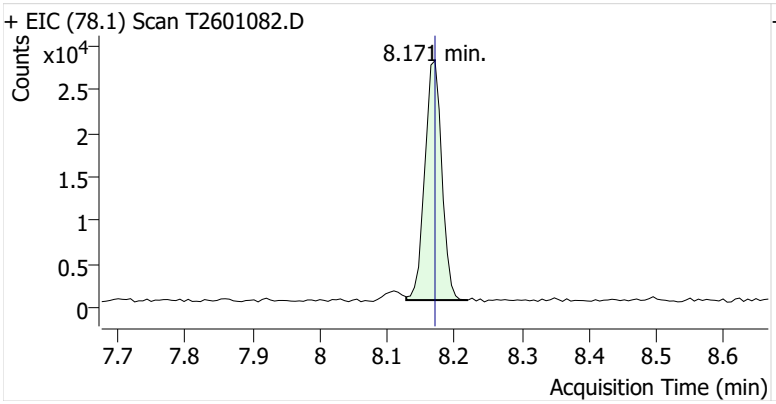

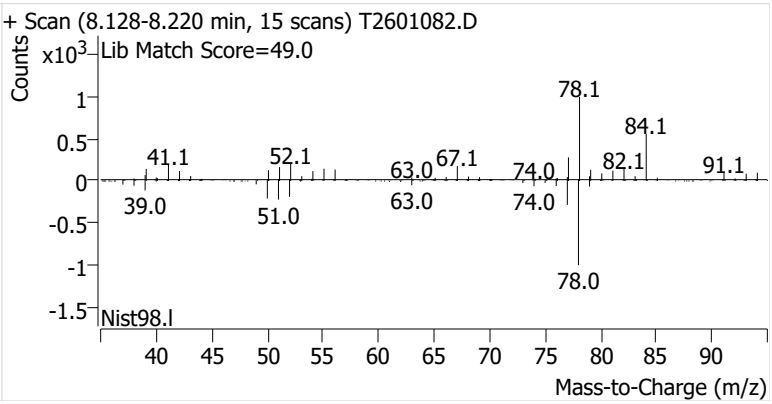

Toluene-d8 (IS)

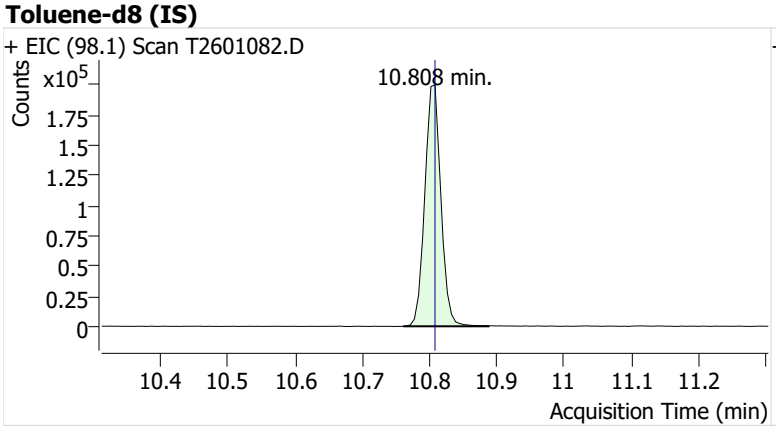

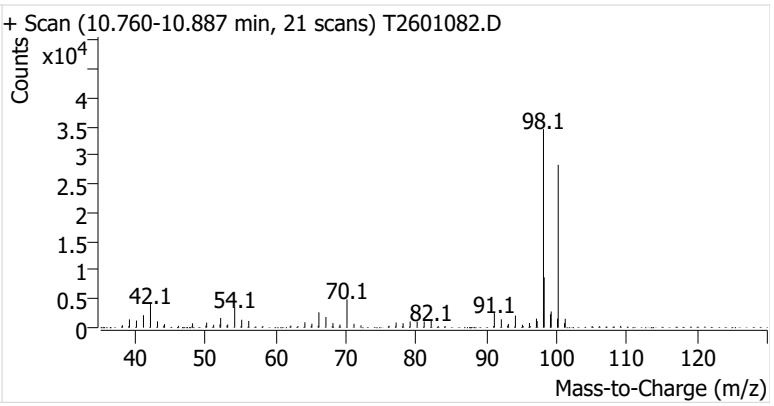

Toluene

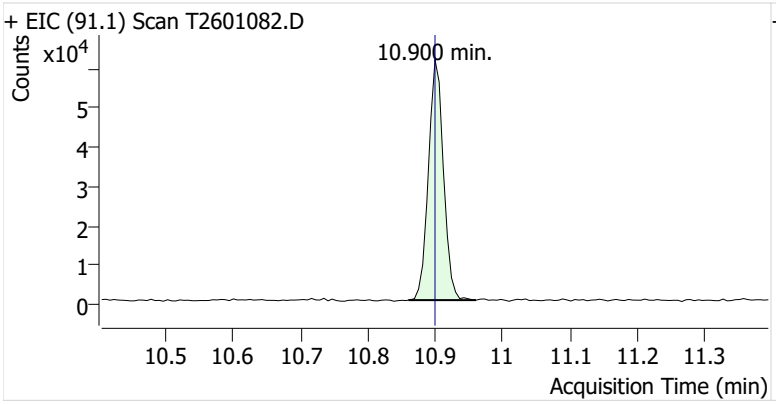

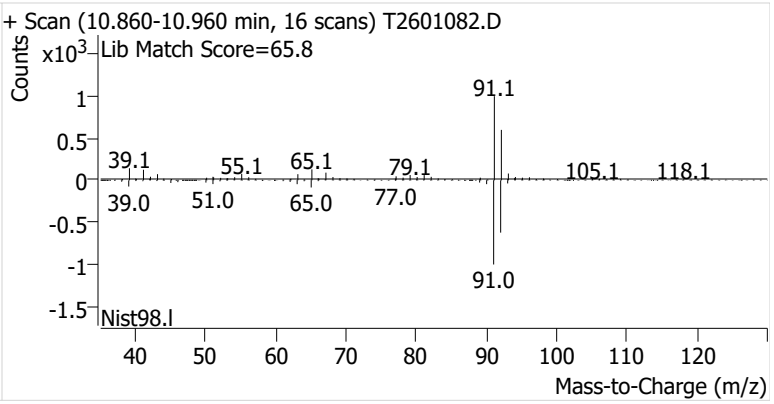

Ethylbenzene

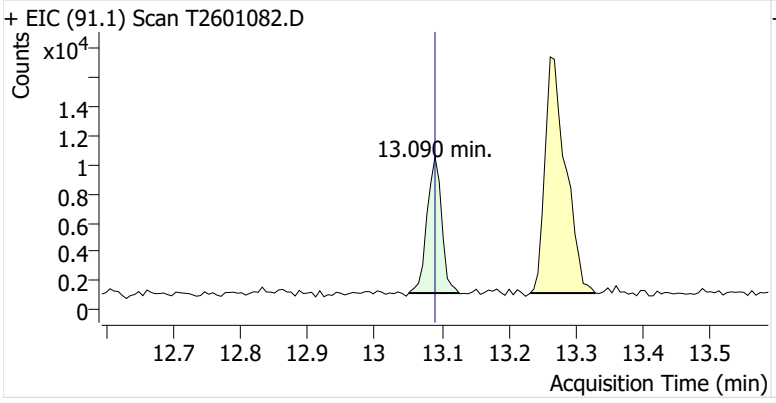

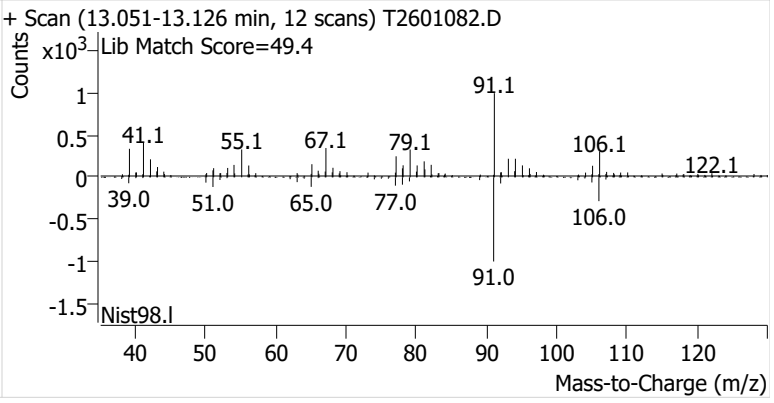

m-/p-Xylenes

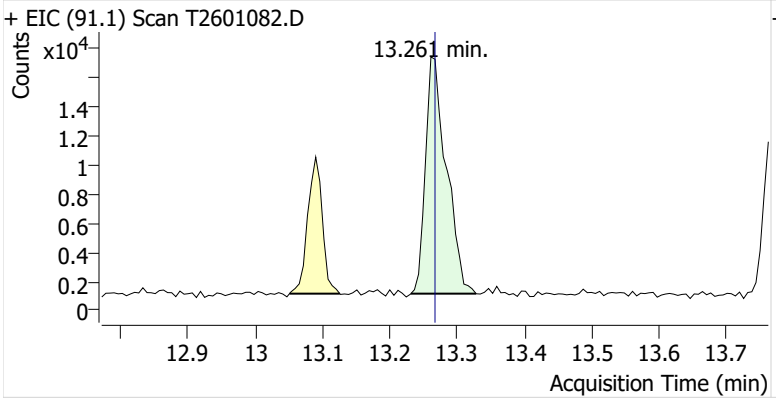

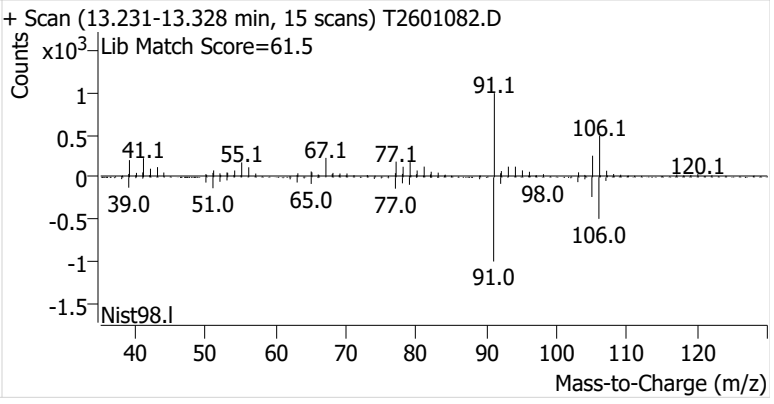

o-Xylene

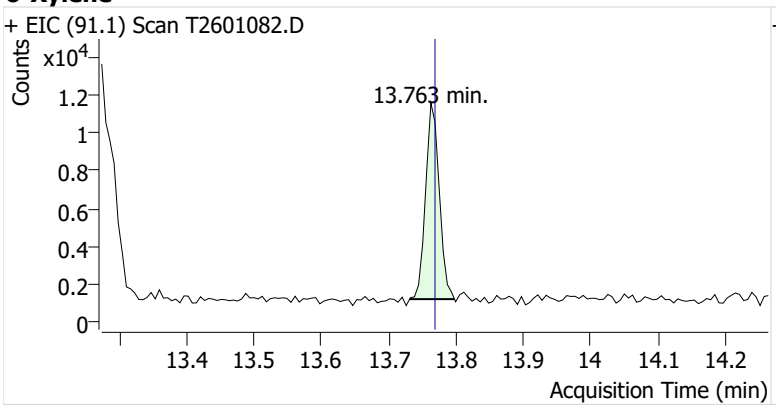
+ EIC (91.1) Scan T2601082.D
Counts
x10^4
1.2
1
0.8
0.6
0.4
0.2
0
13.763 min.
13.4
13.5
13.6
13.7
13.8
13.9
14
14.1
14.2
Acquisition Time (min)

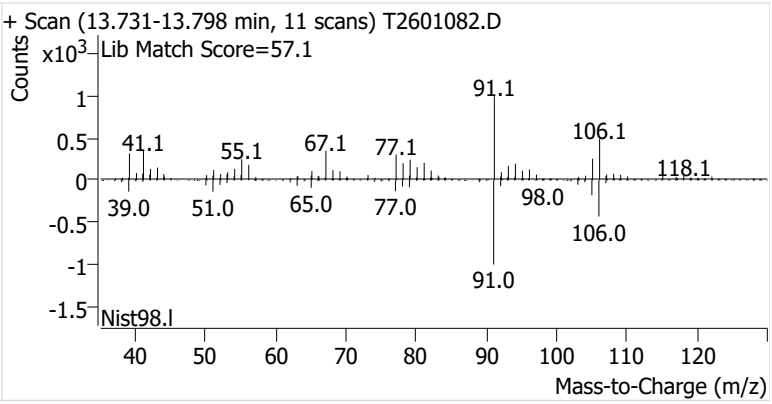
+ Scan (13.731-13.798 min, 11 scans) T2601082.D
Lib Match Score=57.1
Counts
x10^3
1
0.5
0
-0.5
-1
-1.5
91.1
41.1
55.1
67.1
77.1
106.1
118.1
39.0
51.0
65.0
77.0
98.0
106.0
91.0
Nist98.l
40
50
60
70
80
90
100
110
120
Mass-to-Charge (m/z)

Name	IRVSEA-13-S-20260204
Comment	B50808
Data File	T2601083.D
Acq. Date-Time	2/20/2026 7:00:21 PM
Acq. Method File	M325B-MTD
Tube Sorbent	Carbopack X
Analyze Quant Version	12.1
Report Quant Version	12.1

Sample Chromatogram

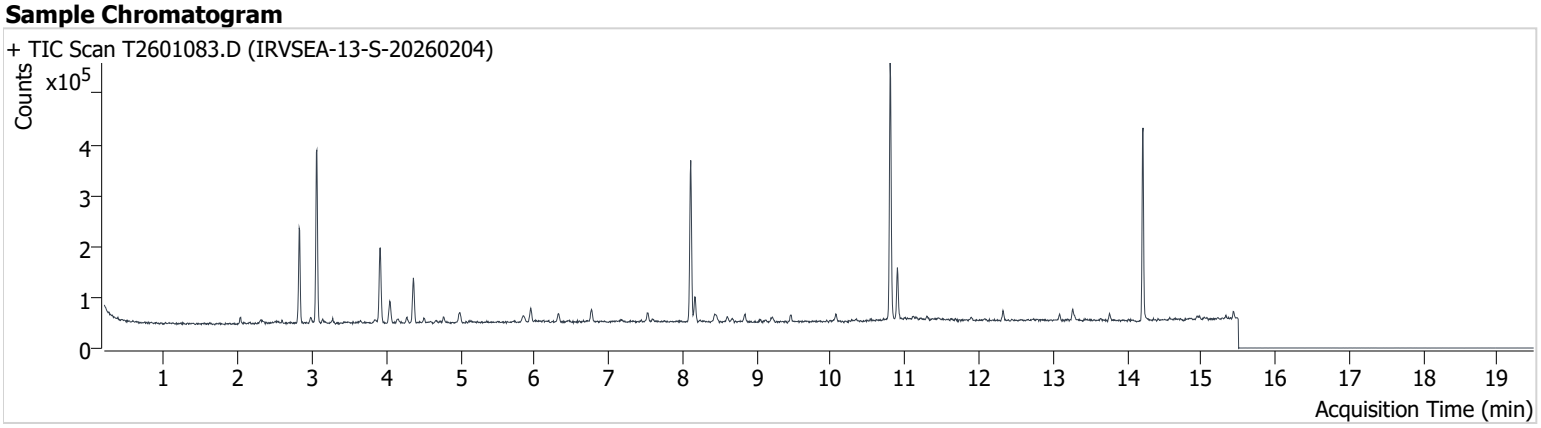

Name	ISTD	RT	ICAL RT	Resp.	Int. Flag
Benzene-d6 (IS)		8.110	8.110	291,804	
Benzene	Benzene-d6 (IS)	8.165	8.171	43,261	
Toluene-d8 (IS)		10.802	10.808	328,640	
Toluene	Toluene-d8 (IS)	10.900	10.900	68,058	
Ethylbenzene	Toluene-d8 (IS)	13.090	13.090	7,218	
m-/p-Xylenes	Toluene-d8 (IS)	13.261	13.267	15,849	
o-Xylene	Toluene-d8 (IS)	13.763	13.769	6,823	

Benzene-d6 (IS)

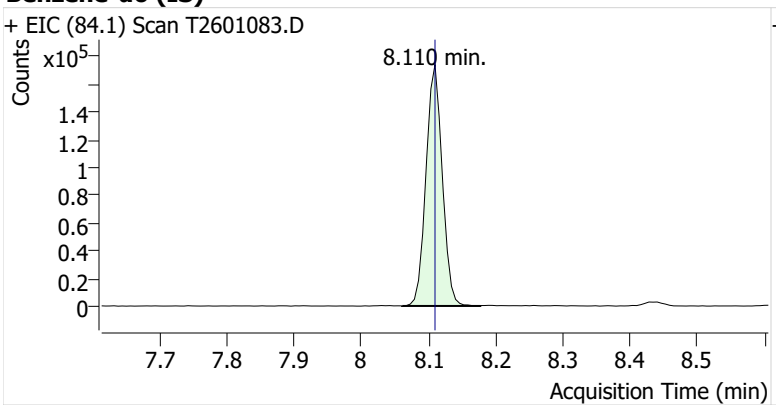

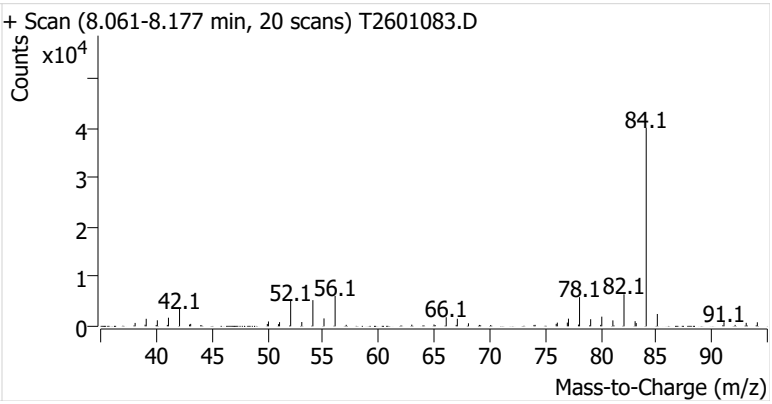

Benzene

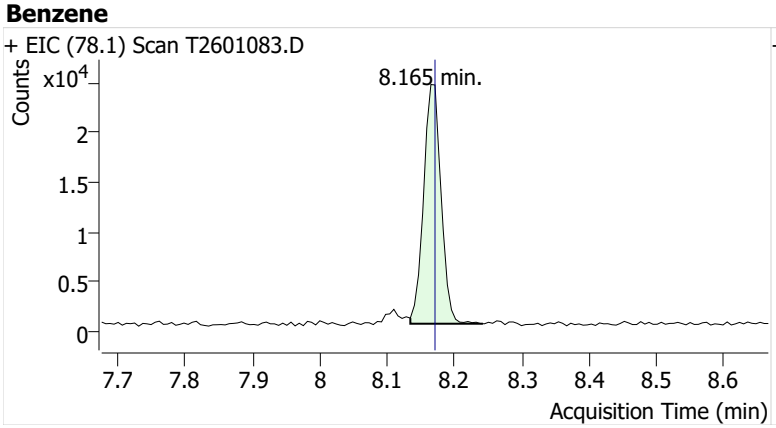

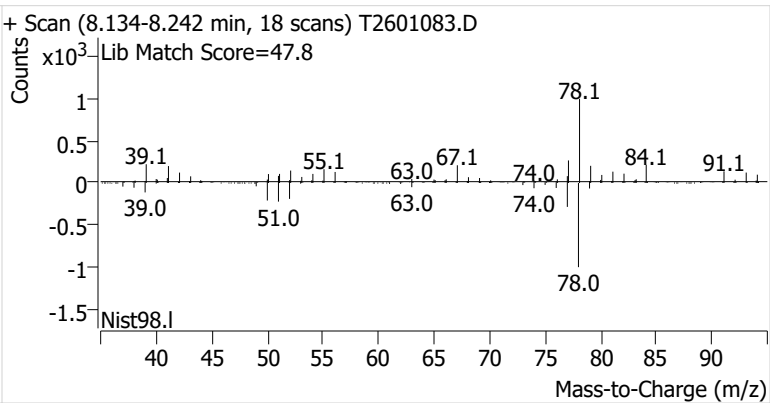

Toluene-d8 (IS)

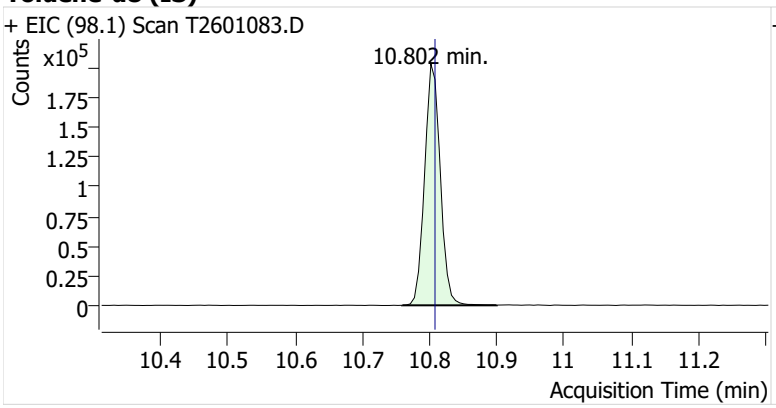

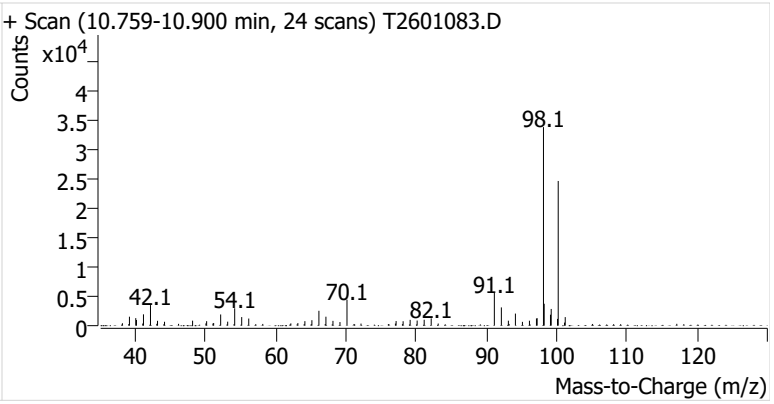

Toluene

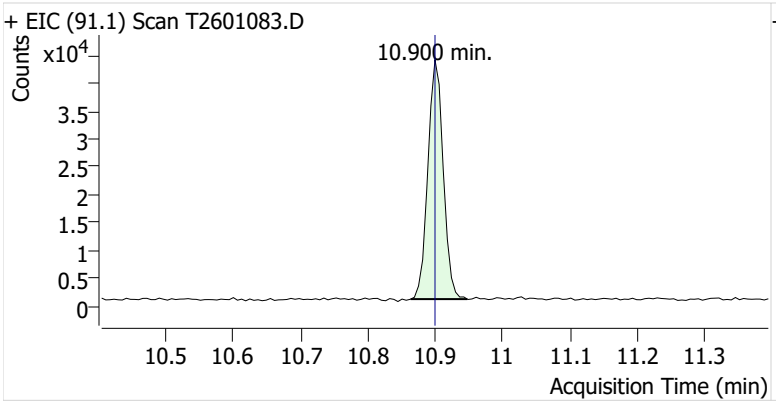

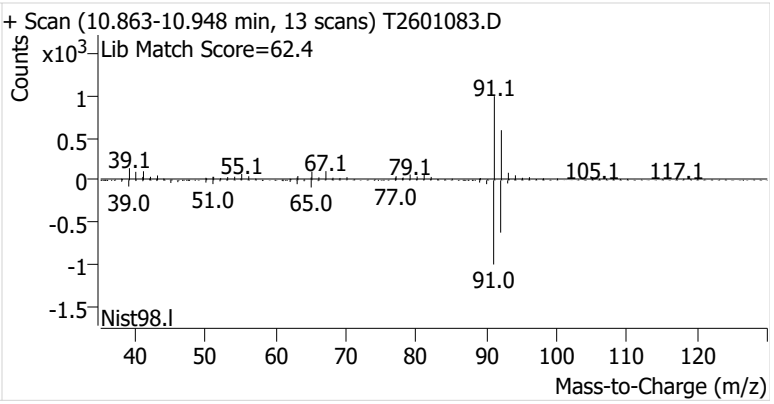

Ethylbenzene

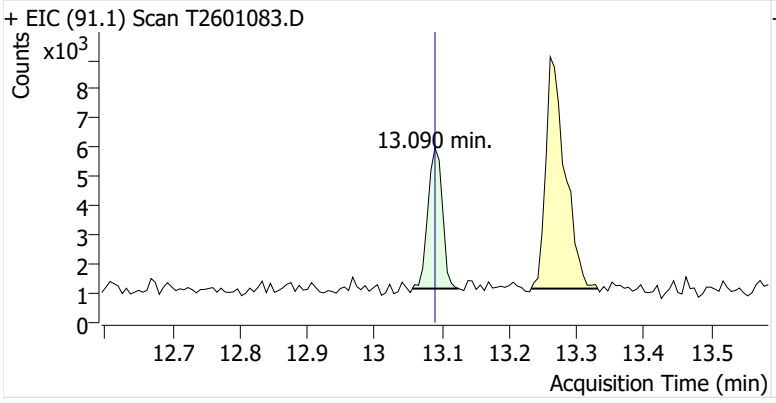

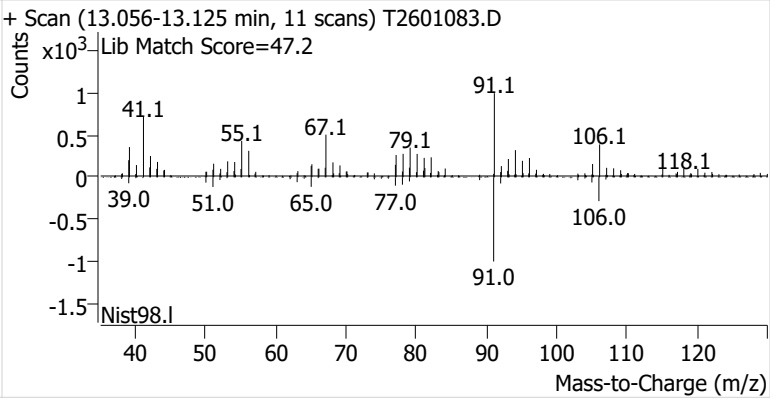

m-/p-Xylenes

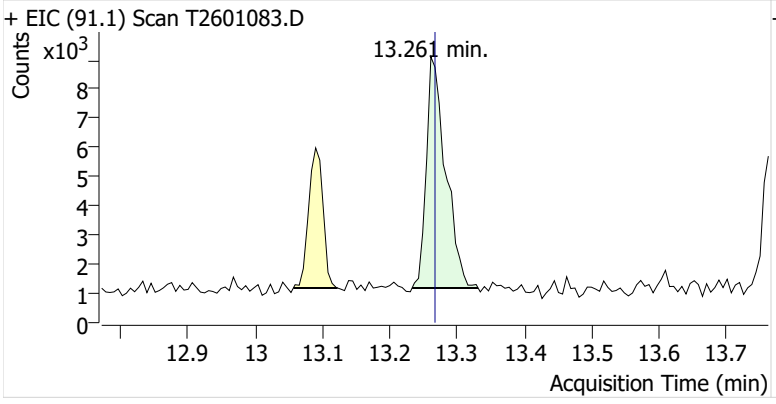

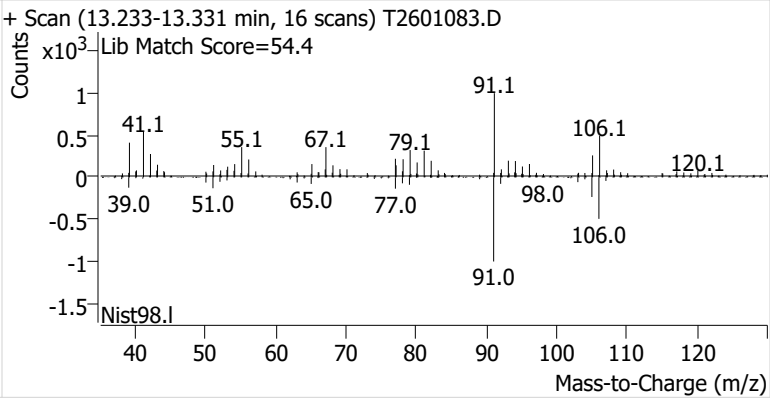

o-Xylene

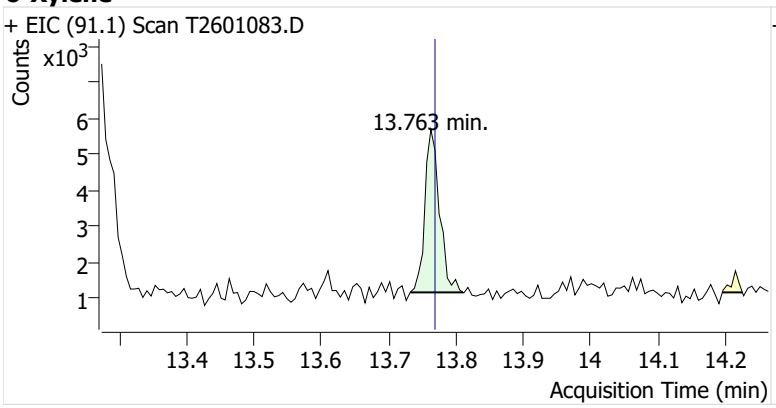
+ EIC (91.1) Scan T2601083.D
Counts
x10^3
6
5
4
3
2
1
13.763 min.
13.4
13.5
13.6
13.7
13.8
13.9
14
14.1
14.2
Acquisition Time (min)

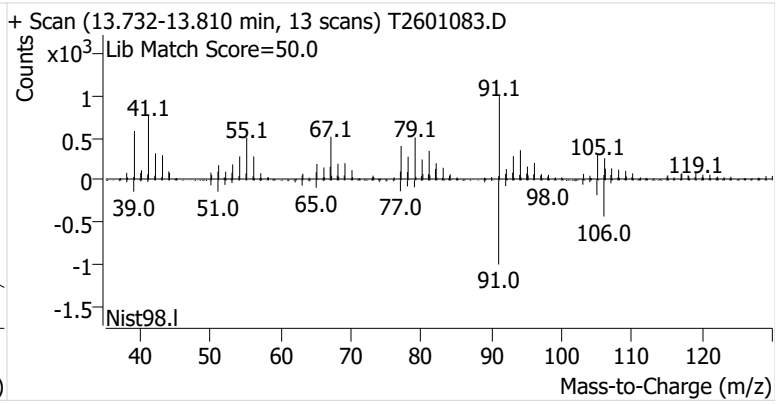
+ Scan (13.732-13.810 min, 13 scans) T2601083.D
Lib Match Score=50.0
Counts
x10^3
1
0.5
0
-0.5
-1
-1.5
41.1
55.1
67.1
79.1
91.1
105.1
119.1
39.0
51.0
65.0
77.0
98.0
106.0
91.0
Nist98.l
40
50
60
70
80
90
100
110
120
Mass-to-Charge (m/z)

Name	IRVSEA-14-S-20260204
Comment	C55544
Data File	T2601084.D
Acq. Date-Time	2/20/2026 7:26:35 PM
Acq. Method File	M325B-MTD
Tube Sorbent	Carbopack X
Analyze Quant Version	12.1
Report Quant Version	12.1

Sample Chromatogram

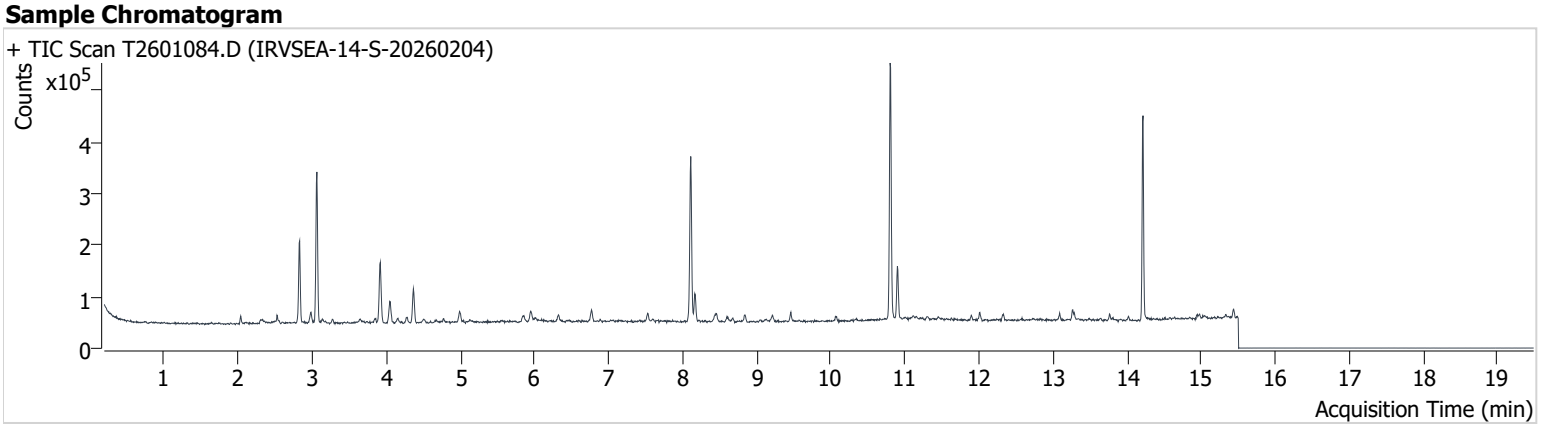

Name	ISTD	RT	ICAL RT	Resp.	Int. Flag
Benzene-d6 (IS)		8.110	8.110	293,256	
Benzene	Benzene-d6 (IS)	8.165	8.171	47,062	
Toluene-d8 (IS)		10.802	10.808	331,990	
Toluene	Toluene-d8 (IS)	10.899	10.900	68,072	
Ethylbenzene	Toluene-d8 (IS)	13.090	13.090	7,738	
m-/p-Xylenes	Toluene-d8 (IS)	13.267	13.267	15,595	
o-Xylene	Toluene-d8 (IS)	13.763	13.769	6,021	

Benzene-d6 (IS)

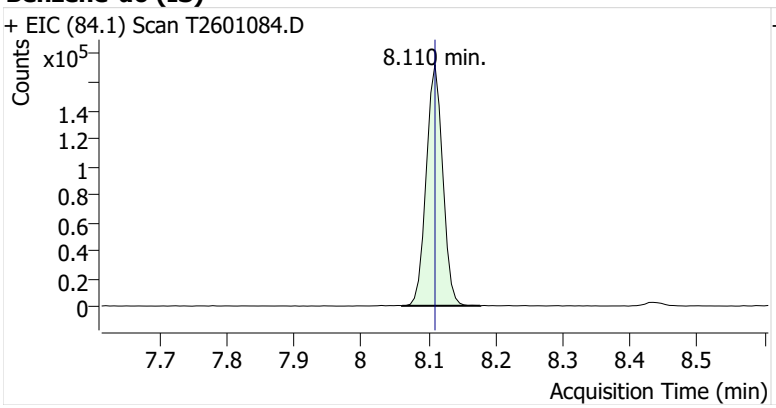

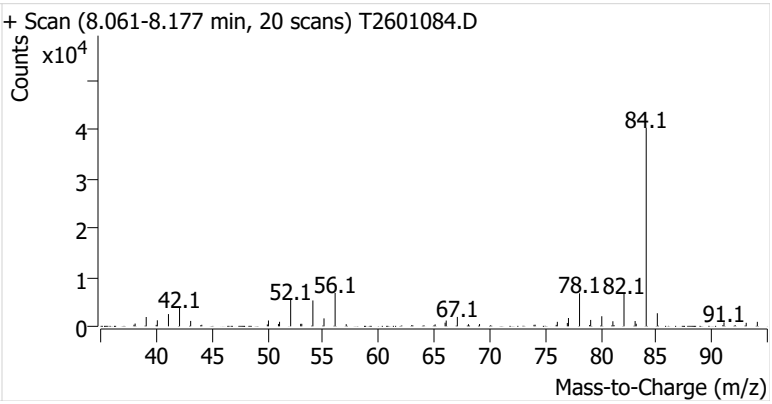

Benzene

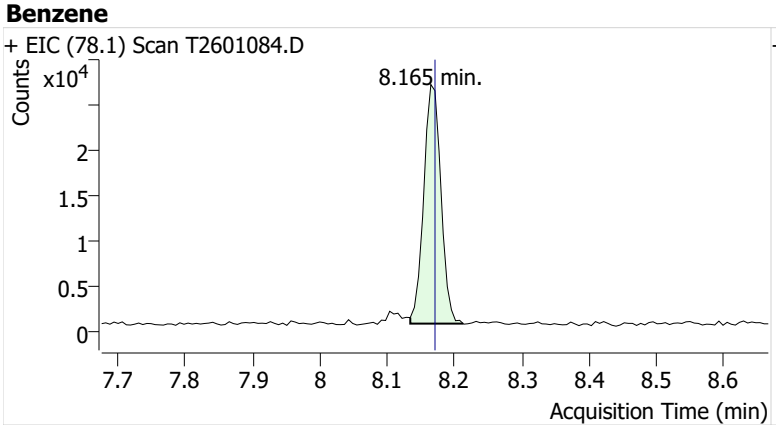

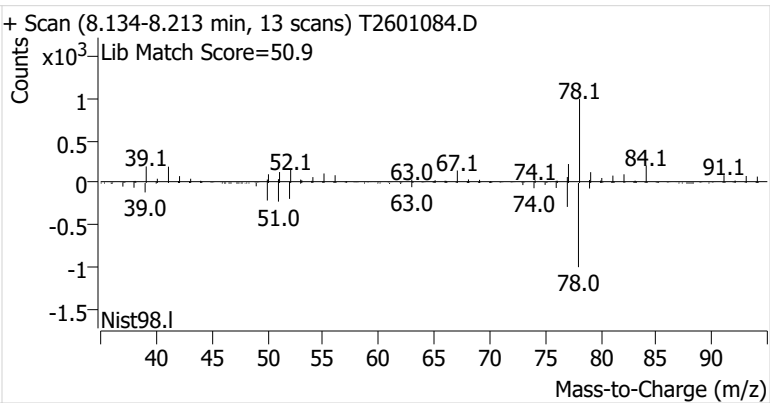

Toluene-d8 (IS)

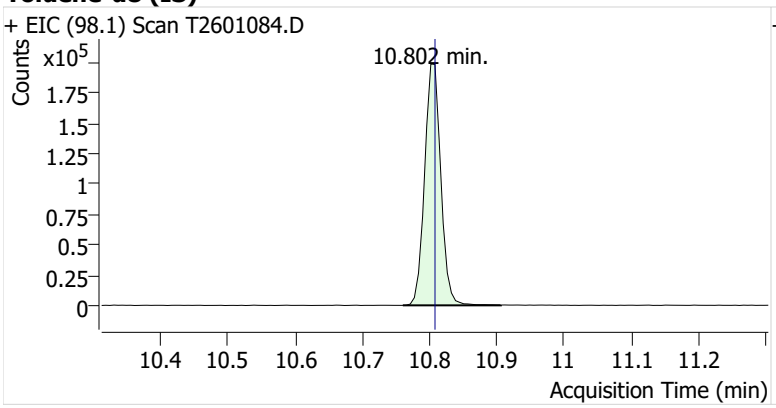

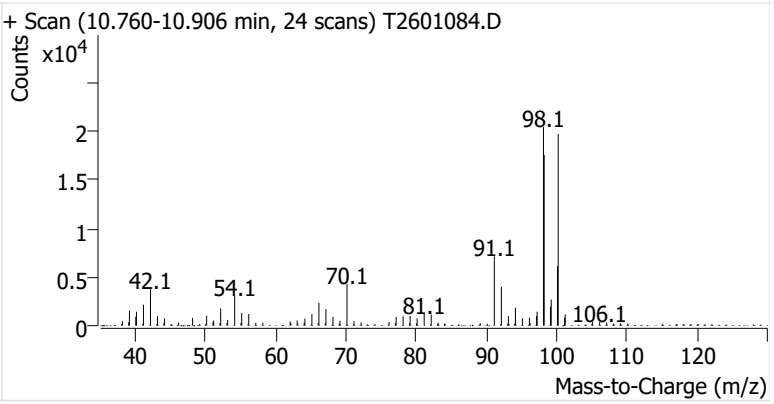

Toluene

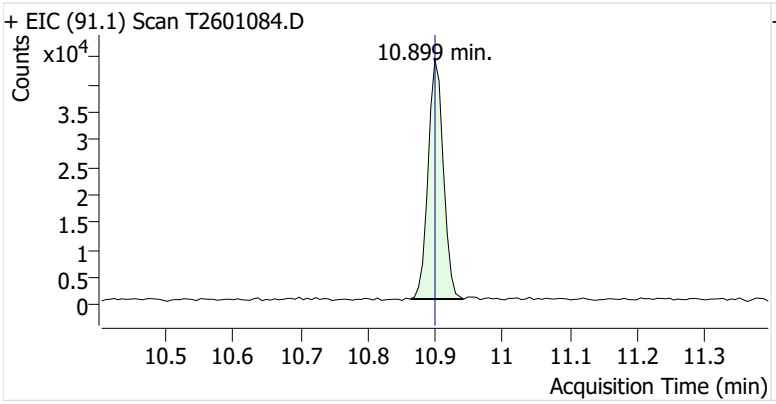

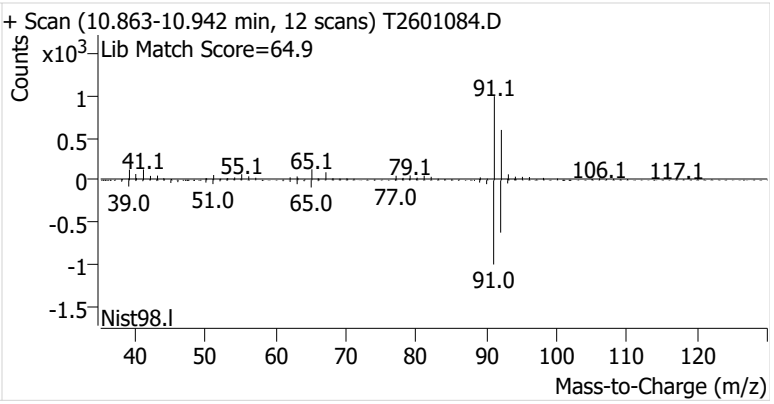

Ethylbenzene

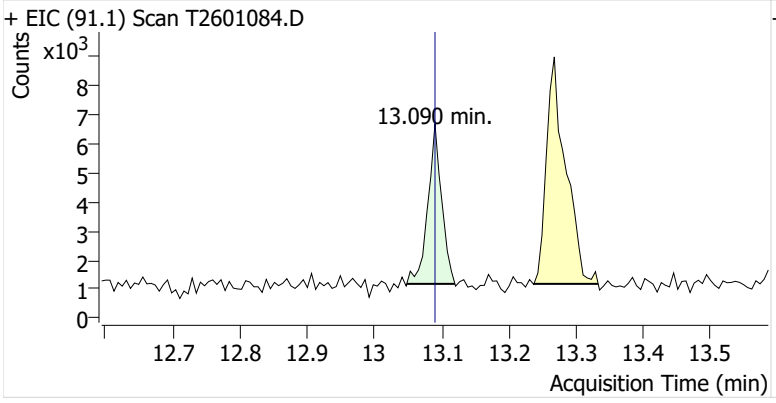

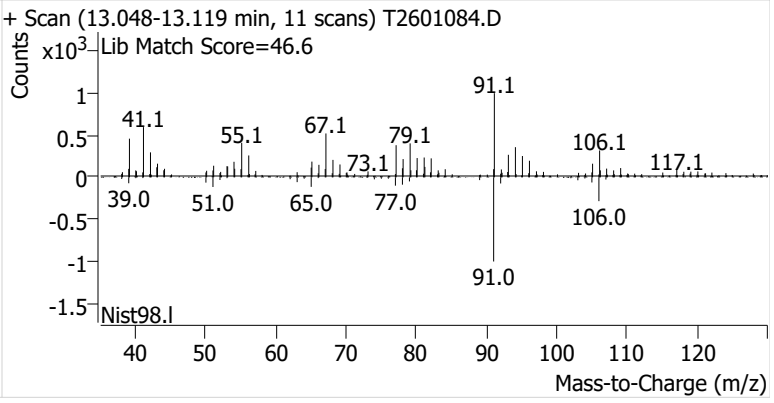

m-/p-Xylenes

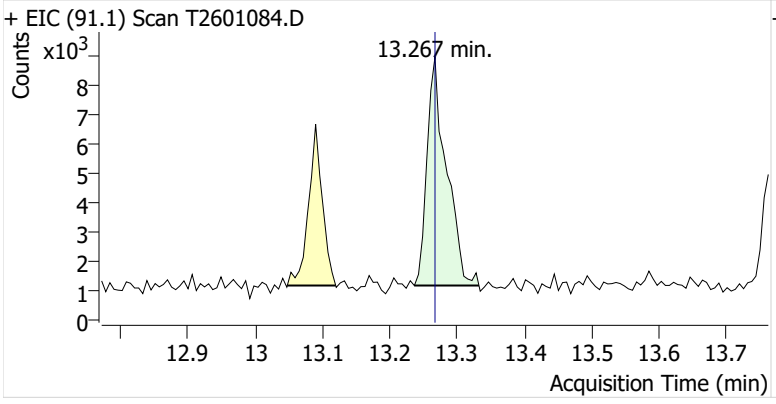

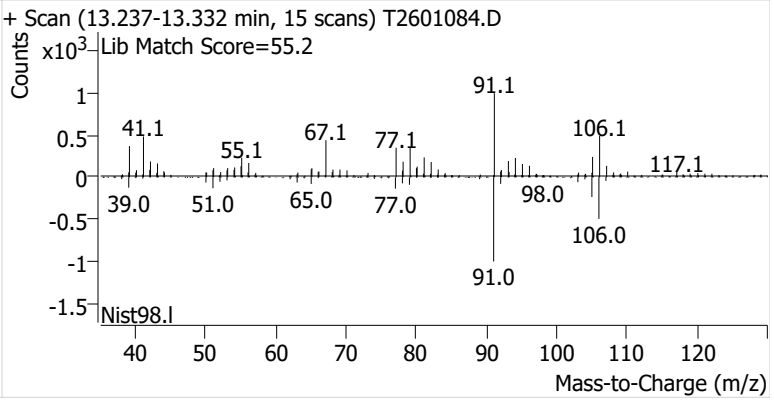

o-Xylene

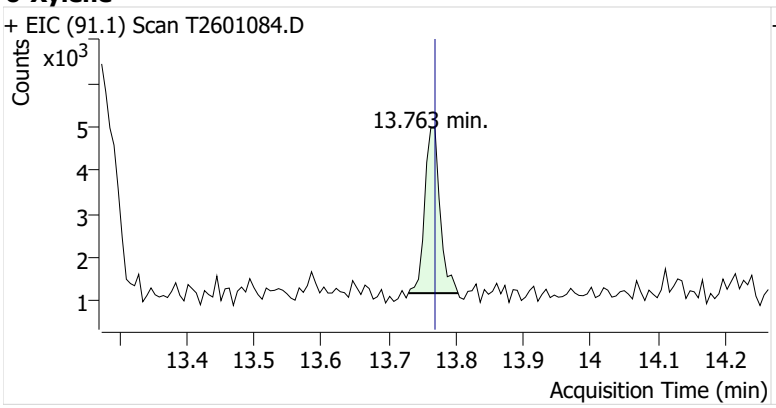
+ EIC (91.1) Scan T2601084.D
Counts
x10^3
5
4
3
2
1
13.763 min.
13.4
13.5
13.6
13.7
13.8
13.9
14
14.1
14.2
Acquisition Time (min)

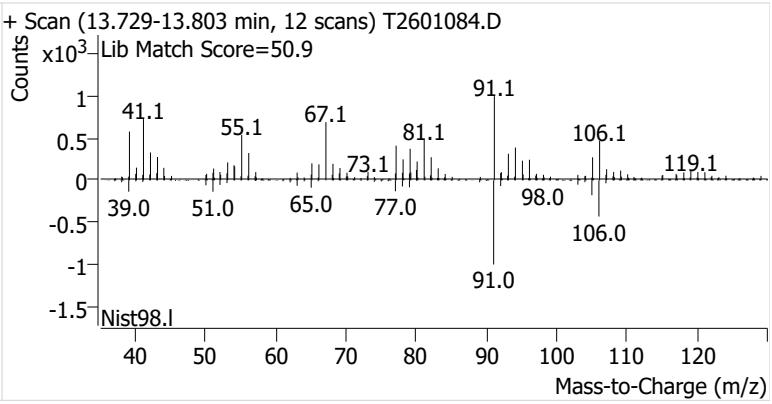
+ Scan (13.729-13.803 min, 12 scans) T2601084.D
Lib Match Score=50.9
Counts
x10^3
1
0.5
0
-0.5
-1
-1.5
41.1
55.1
67.1
73.1
81.1
91.1
106.1
119.1
39.0
51.0
65.0
77.0
98.0
106.0
91.0
Nist98.l
40
50
60
70
80
90
100
110
120
Mass-to-Charge (m/z)

Name	IRVSEA-15-S-20260204
Comment	B52762
Data File	T2601085.D
Acq. Date-Time	2/20/2026 7:52:35 PM
Acq. Method File	M325B-MTD
Tube Sorbent	Carbopack X
Analyze Quant Version	12.1
Report Quant Version	12.1

Sample Chromatogram

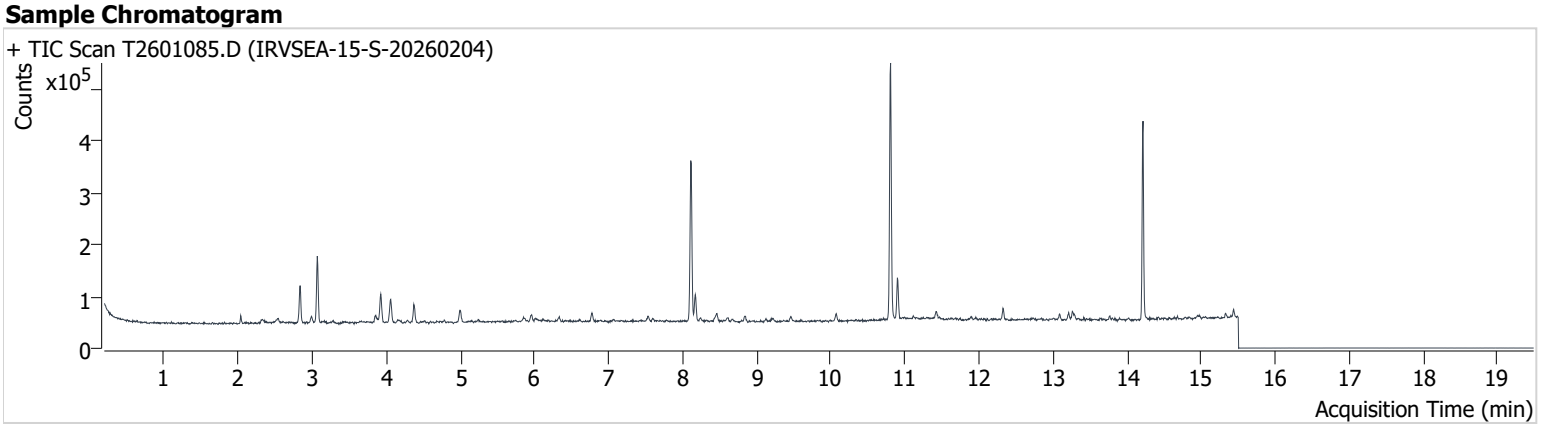

Name	ISTD	RT	ICAL RT	Resp.	Int. Flag
Benzene-d6 (IS)		8.110	8.110	292,129	
Benzene	Benzene-d6 (IS)	8.171	8.171	44,955	
Toluene-d8 (IS)		10.808	10.808	324,090	
Toluene	Toluene-d8 (IS)	10.899	10.900	54,416	
Ethylbenzene	Toluene-d8 (IS)	13.090	13.090	6,018	
m-/p-Xylenes	Toluene-d8 (IS)	13.267	13.267	10,785	
o-Xylene	Toluene-d8 (IS)	13.763	13.769	3,972	

Benzene-d6 (IS)

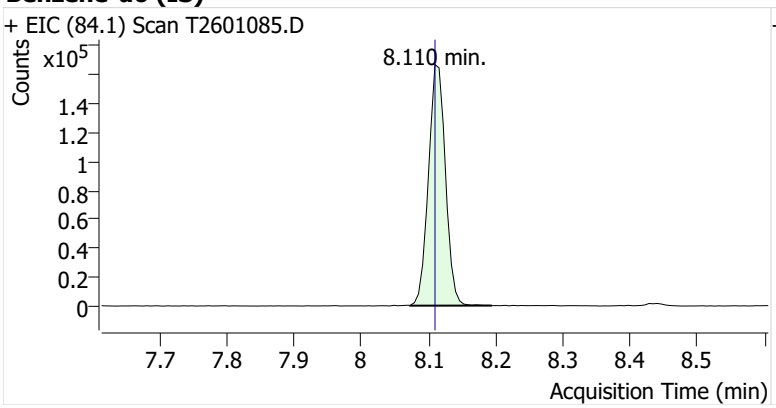

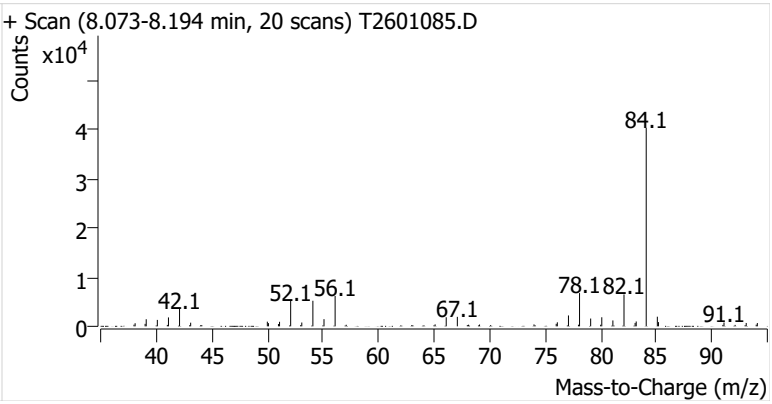

Benzene

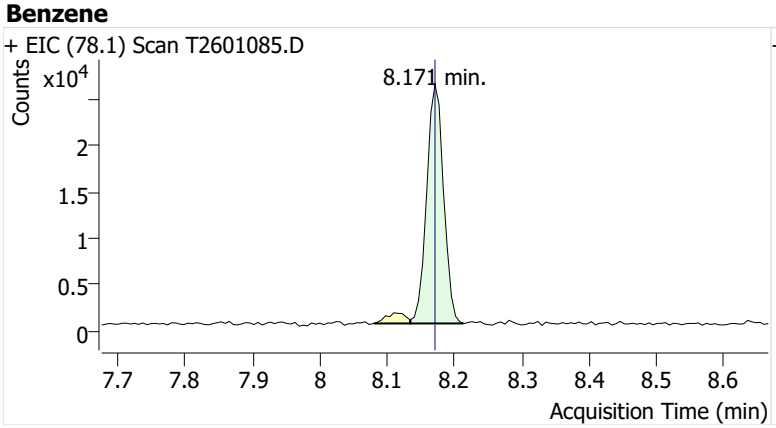

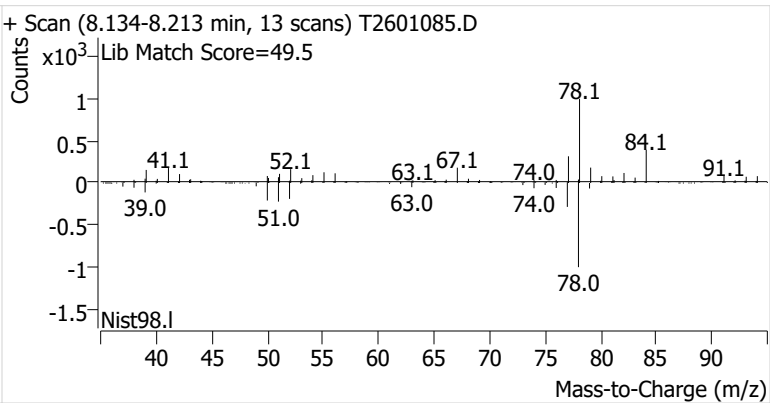

Toluene-d8 (IS)

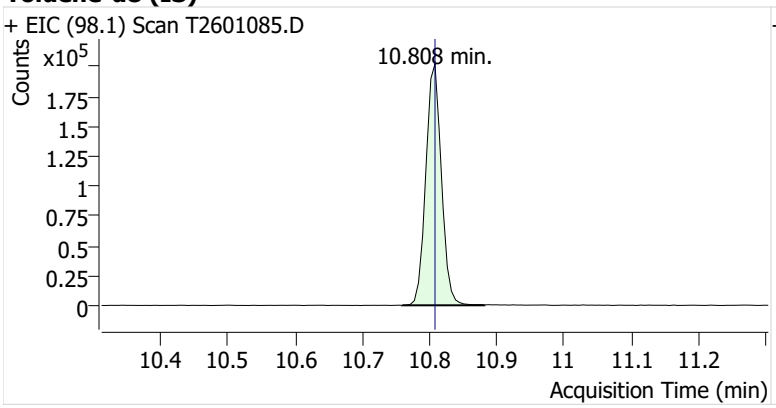

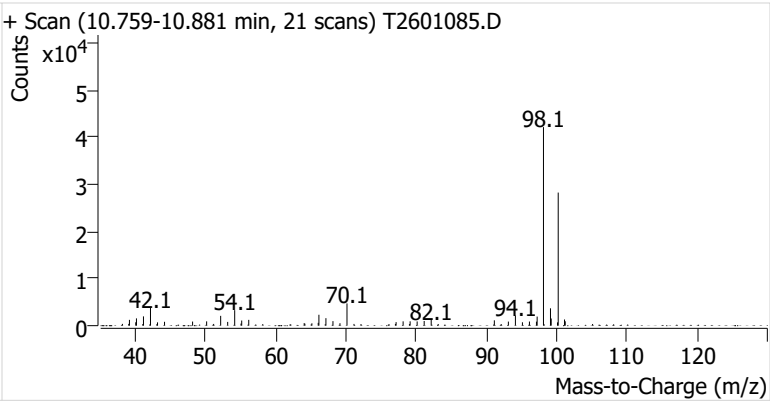

Toluene

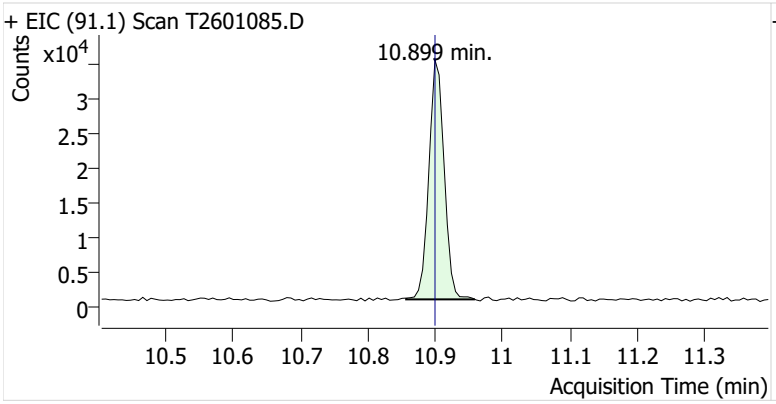

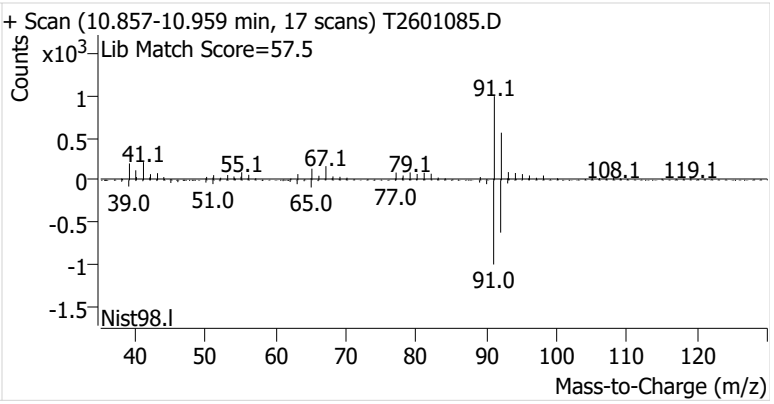

Ethylbenzene

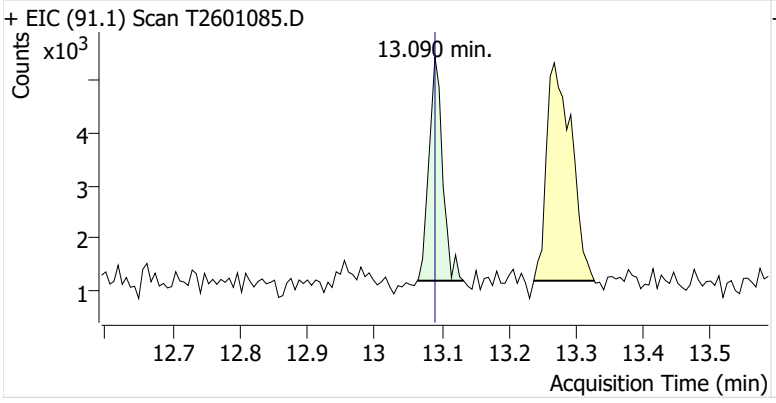

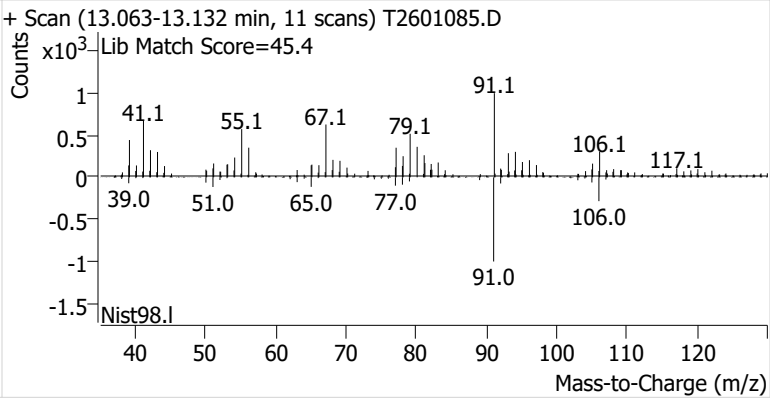

m-/p-Xylenes

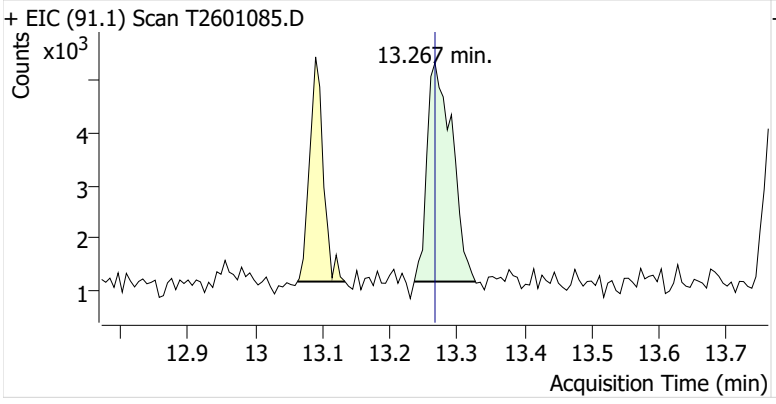

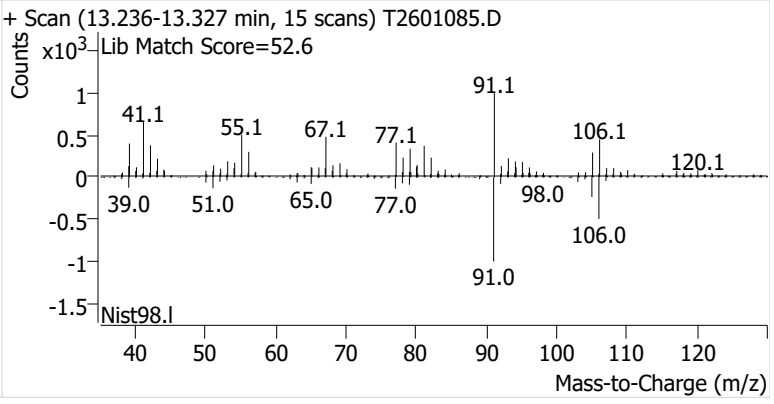

o-Xylene

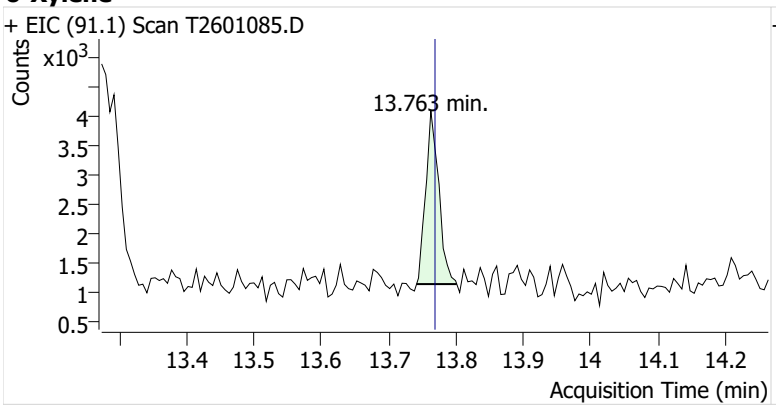
+ EIC (91.1) Scan T2601085.D
Counts
x10^3
13.763 min.
Acquisition Time (min)

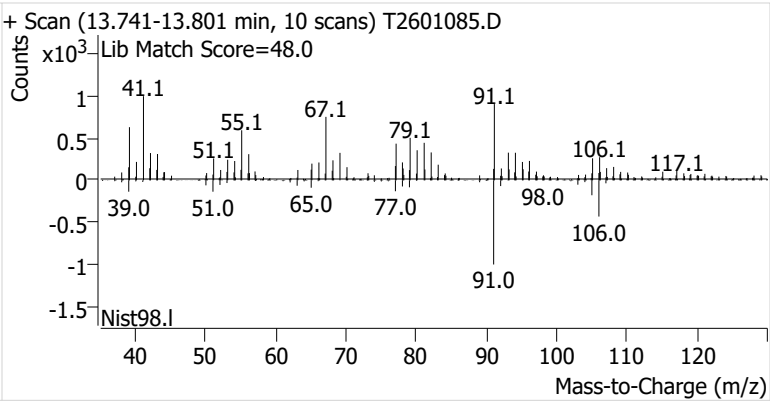
+ Scan (13.741-13.801 min, 10 scans) T2601085.D
Lib Match Score=48.0
Counts
x10^3
Nist98.l
Mass-to-Charge (m/z)

Name	IRVSEA-16-S-20260204
Comment	C56870
Data File	T2601086.D
Acq. Date-Time	2/20/2026 8:18:36 PM
Acq. Method File	M325B-MTD
Tube Sorbent	Carbopack X
Analyze Quant Version	12.1
Report Quant Version	12.1

Sample Chromatogram

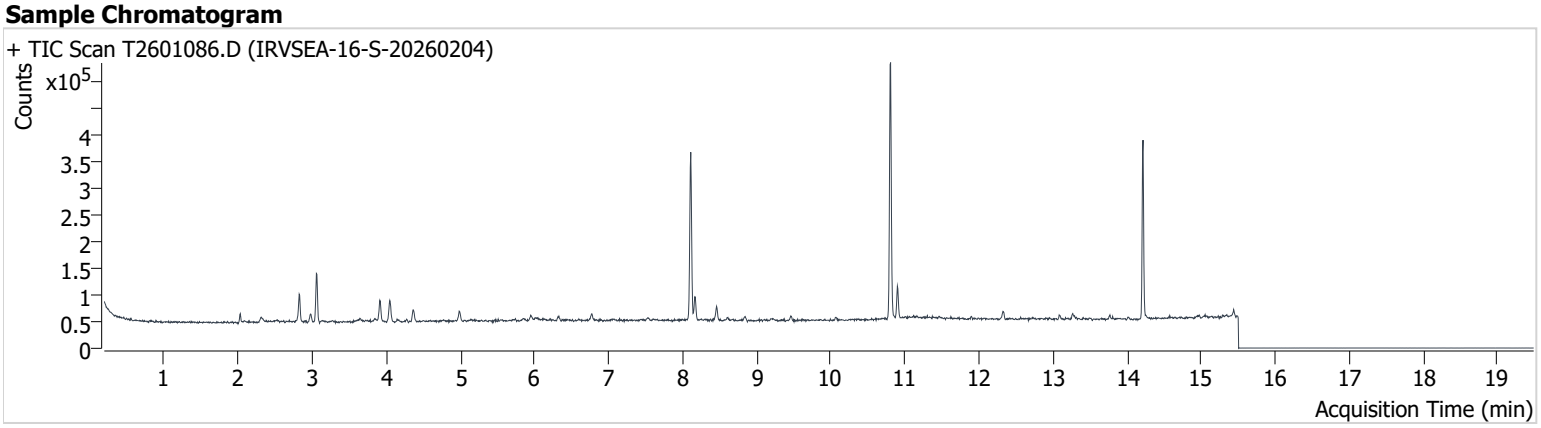

Name	ISTD	RT	ICAL RT	Resp.	Int. Flag
Benzene-d6 (IS)		8.110	8.110	289,563	
Benzene	Benzene-d6 (IS)	8.171	8.171	40,433	
Toluene-d8 (IS)		10.808	10.808	319,186	
Toluene	Toluene-d8 (IS)	10.899	10.900	39,528	
Ethylbenzene	Toluene-d8 (IS)	13.090	13.090	4,492	
m-/p-Xylenes	Toluene-d8 (IS)	13.267	13.267	7,050	
o-Xylene	Toluene-d8 (IS)	13.769	13.769	2,729	

Benzene-d6 (IS)

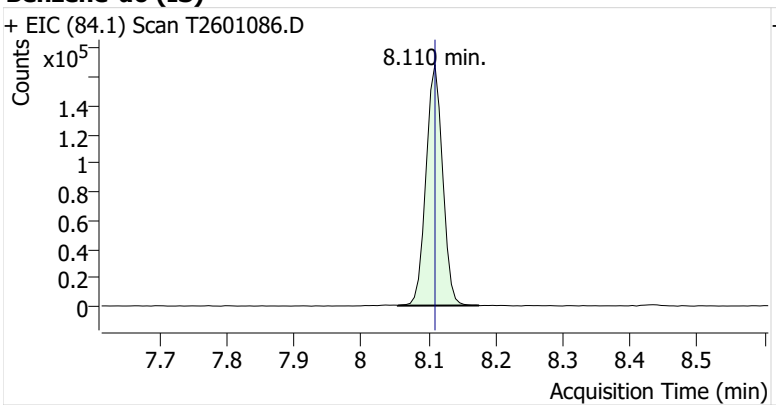

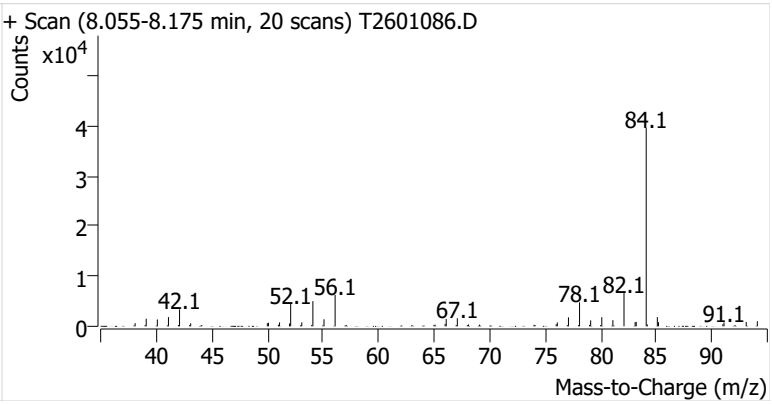

Benzene

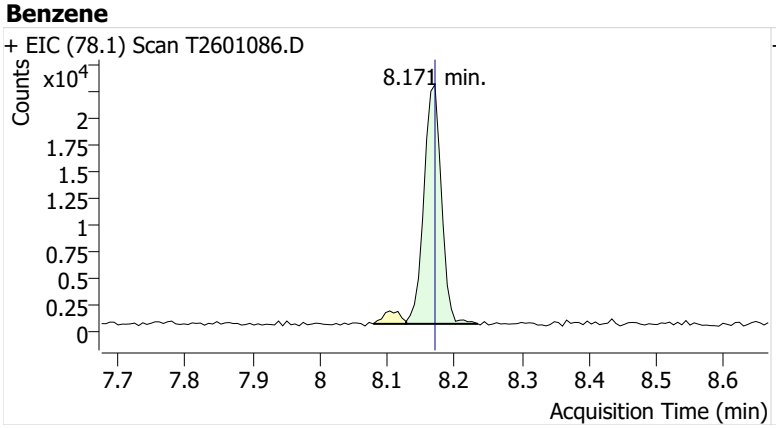

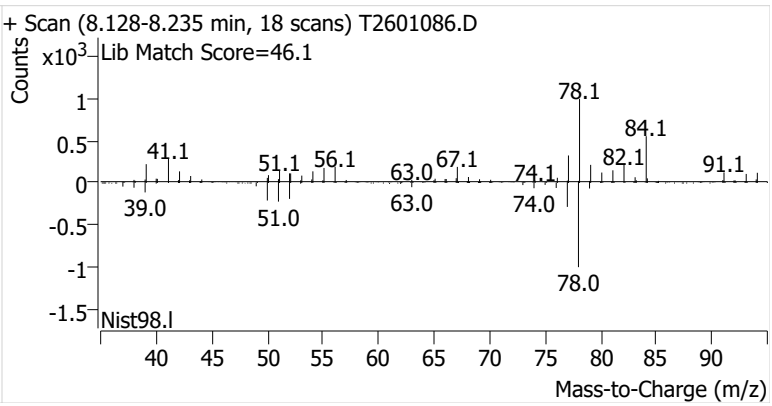

Toluene-d8 (IS)

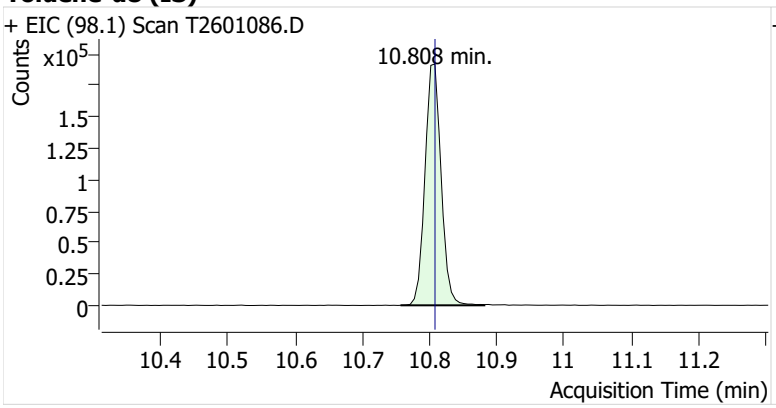

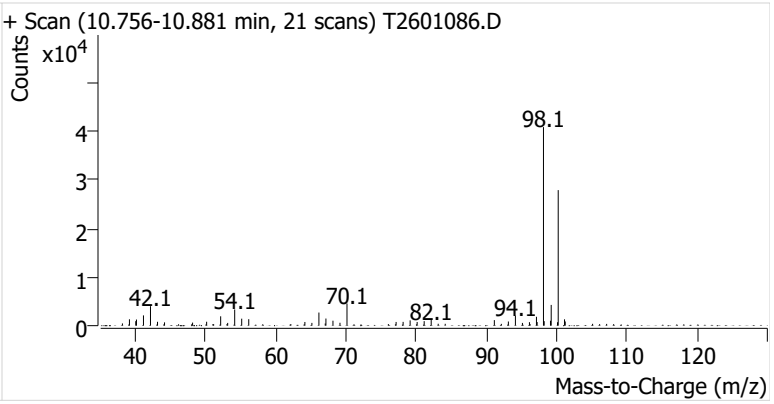

Toluene

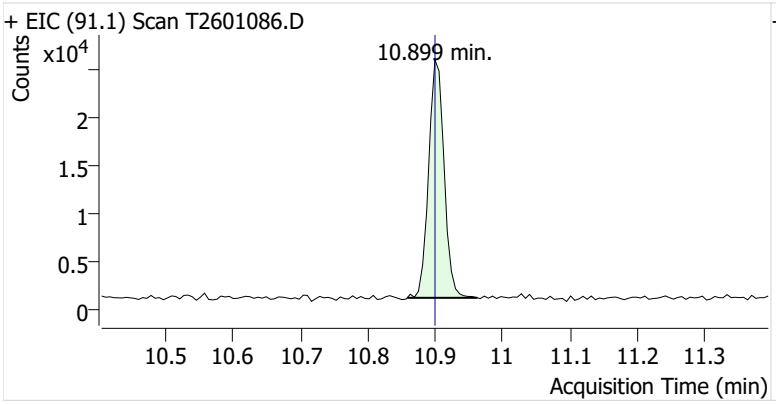

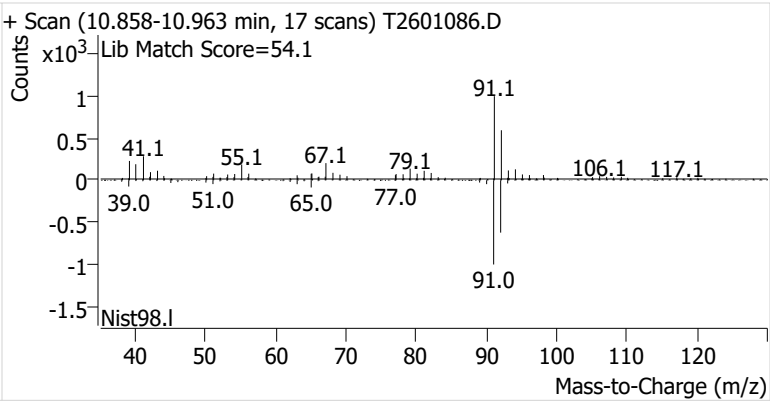

Ethylbenzene

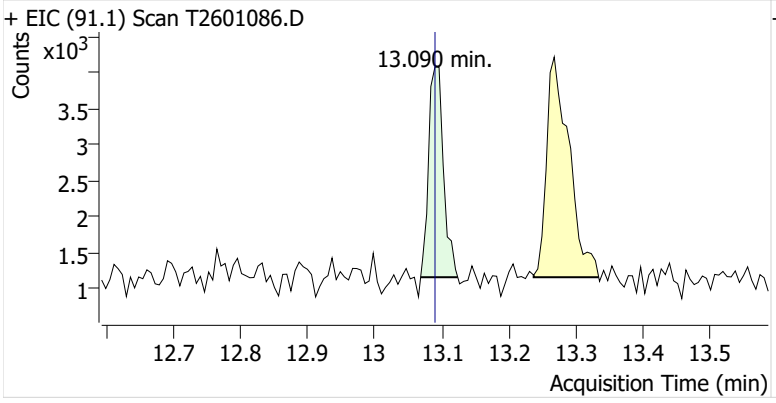

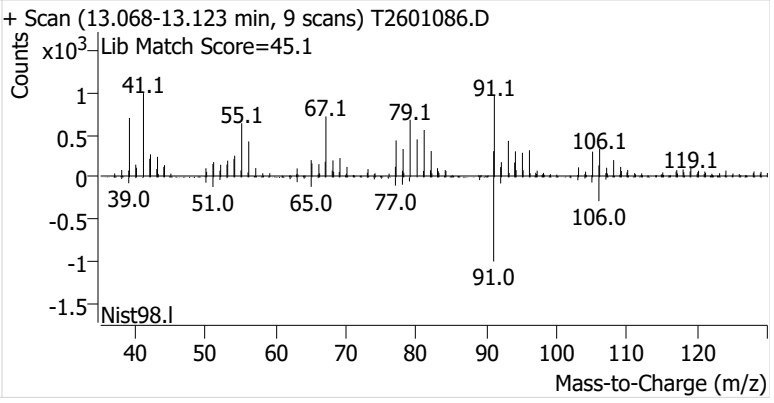

m-/p-Xylenes

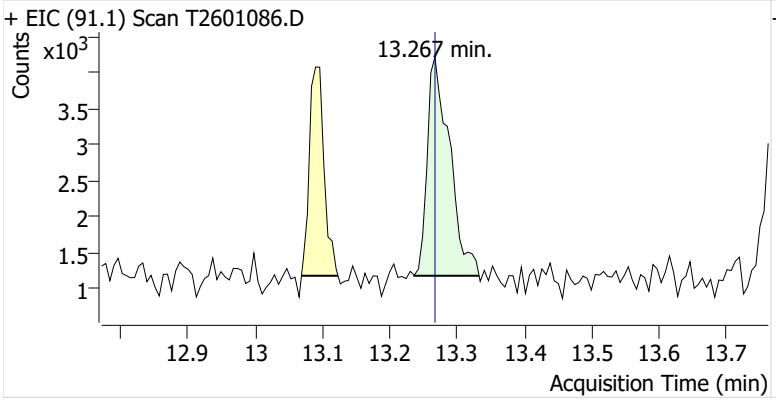

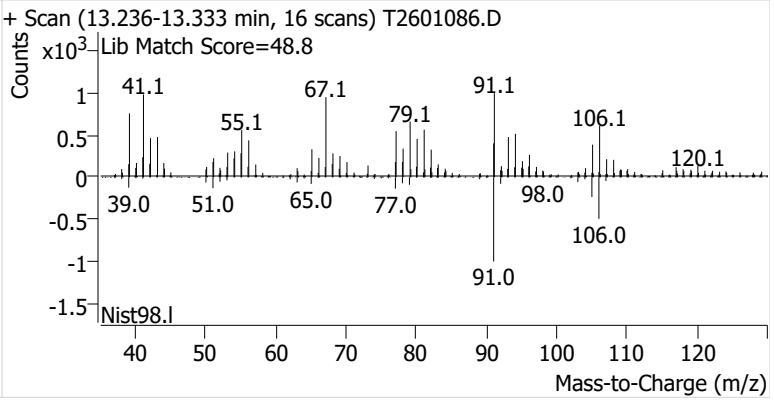

o-Xylene

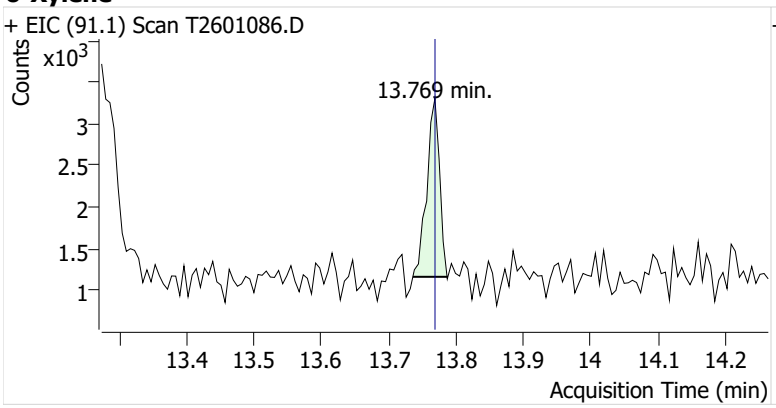
+ EIC (91.1) Scan T2601086.D
Counts
x10^3
13.769 min.
3
2.5
2
1.5
1
13.4
13.5
13.6
13.7
13.8
13.9
14
14.1
14.2
Acquisition Time (min)

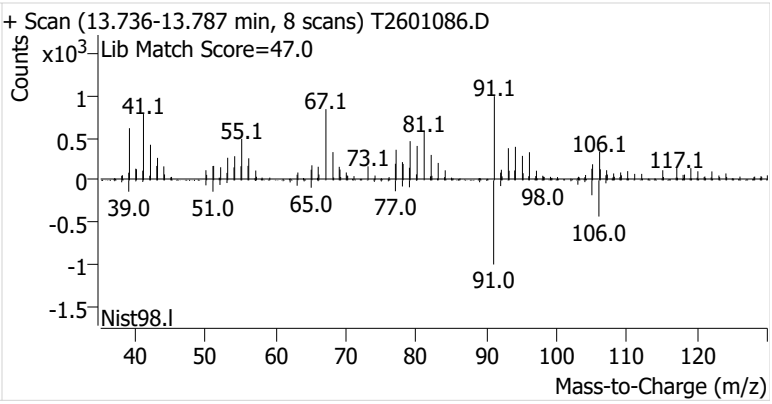
+ Scan (13.736-13.787 min, 8 scans) T2601086.D
Counts
x10^3
Lib Match Score=47.0
1
0.5
0
-0.5
-1
-1.5
41.1
55.1
67.1
73.1
81.1
91.1
106.1
117.1
39.0
51.0
65.0
77.0
98.0
106.0
91.0
Nist98.l
40
50
60
70
80
90
100
110
120
Mass-to-Charge (m/z)

Name	IRVSEA-17-S-20260204
Comment	C71660
Data File	T2601087.D
Acq. Date-Time	2/20/2026 8:44:44 PM
Acq. Method File	M325B-MTD
Tube Sorbent	Carbopack X
Analyze Quant Version	12.1
Report Quant Version	12.1

Sample Chromatogram

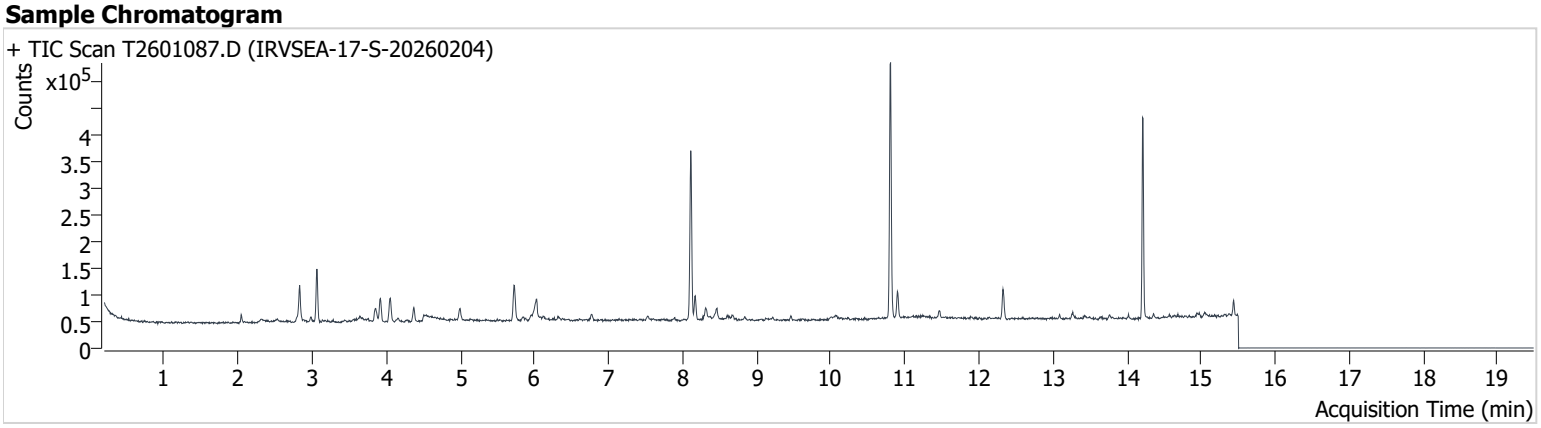

Name	ISTD	RT	ICAL RT	Resp.	Int. Flag
Benzene-d6 (IS)		8.110	8.110	292,518	
Benzene	Benzene-d6 (IS)	8.165	8.171	39,347	
Toluene-d8 (IS)		10.808	10.808	316,935	
Toluene	Toluene-d8 (IS)	10.899	10.900	33,777	
Ethylbenzene	Toluene-d8 (IS)	13.090	13.090	4,440	
m-/p-Xylenes	Toluene-d8 (IS)	13.267	13.267	8,222	
o-Xylene	Toluene-d8 (IS)	13.769	13.769	3,473	

Benzene-d6 (IS)

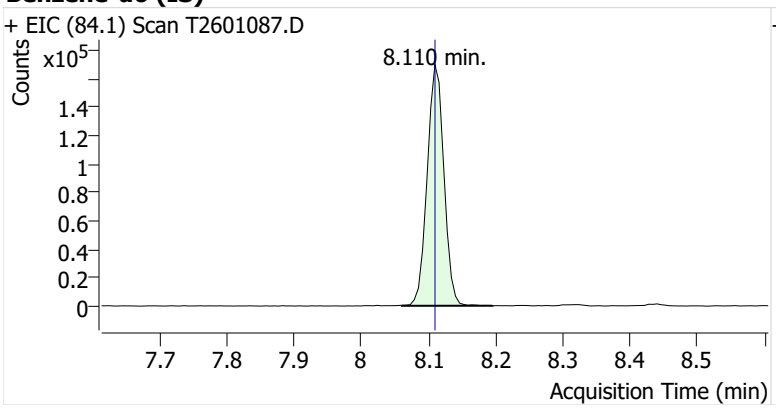

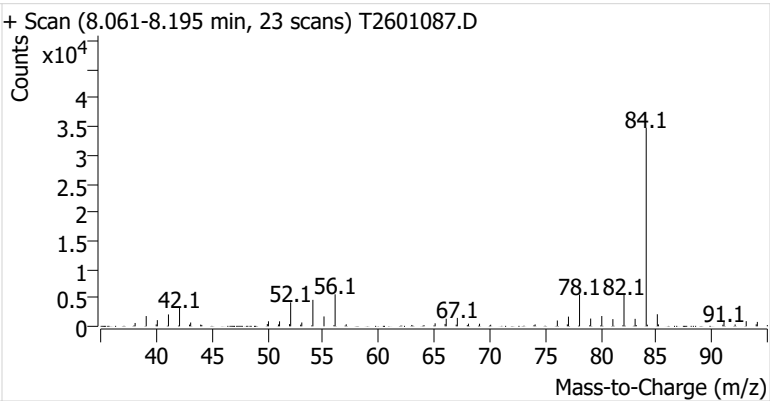

Benzene

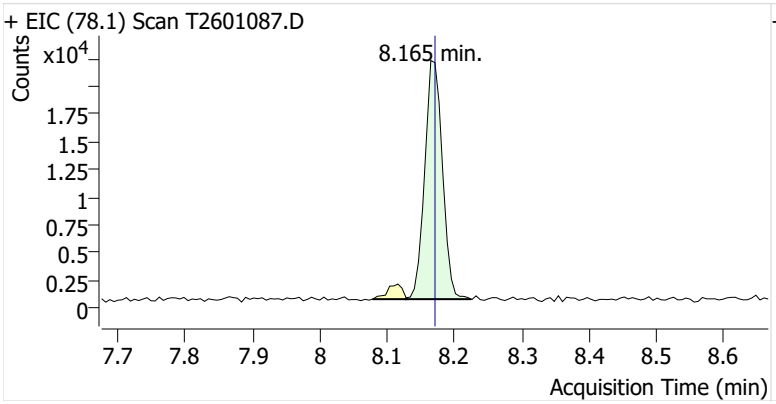

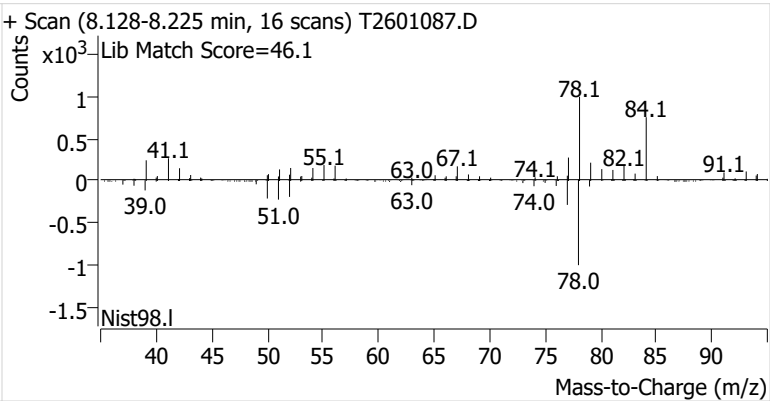

Toluene-d8 (IS)

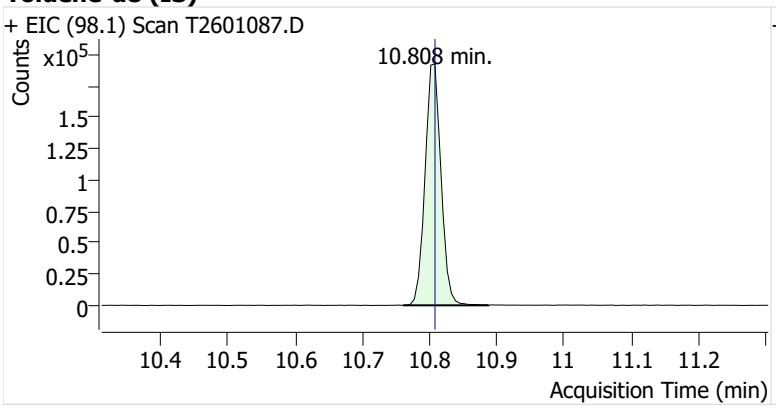

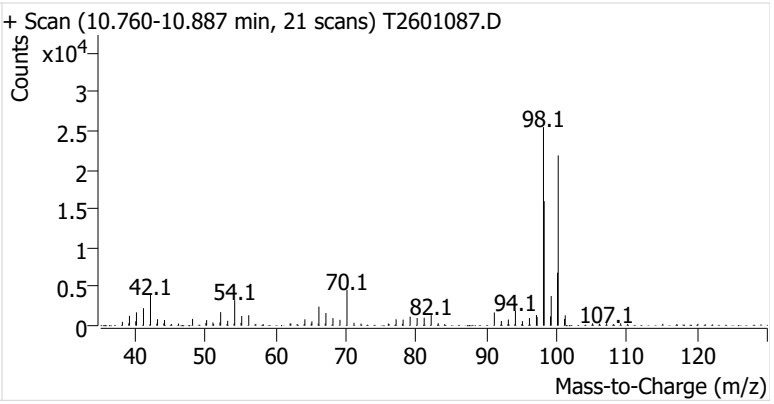

Toluene

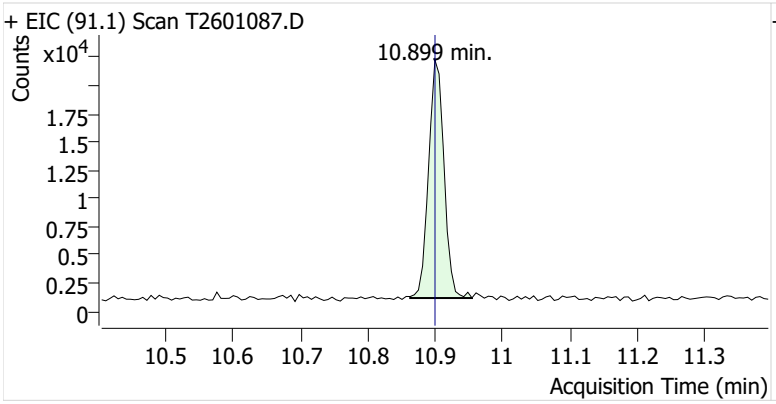

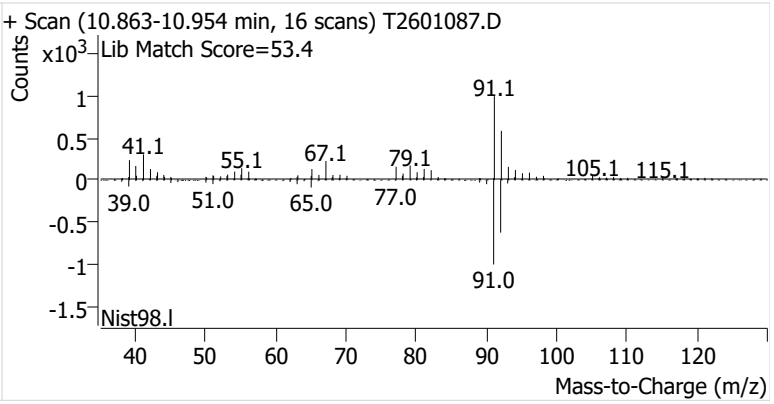

Ethylbenzene

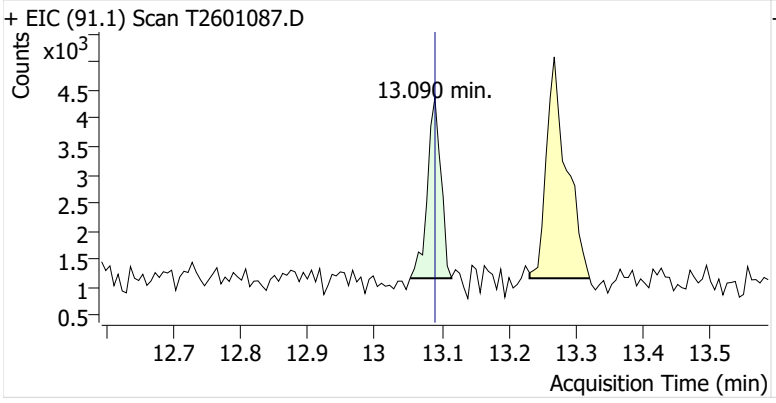

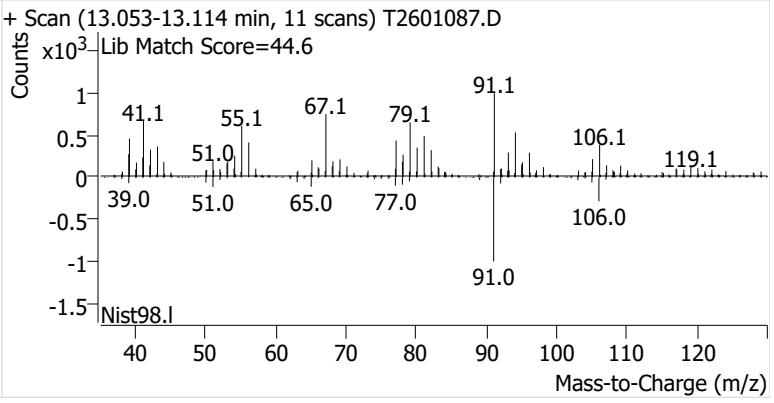

m-/p-Xylenes

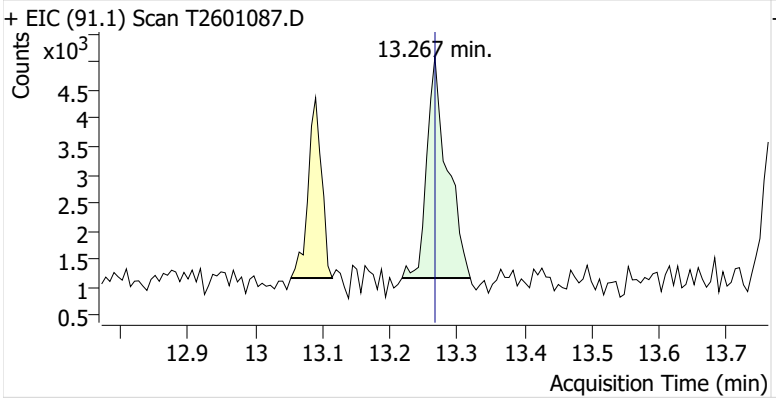

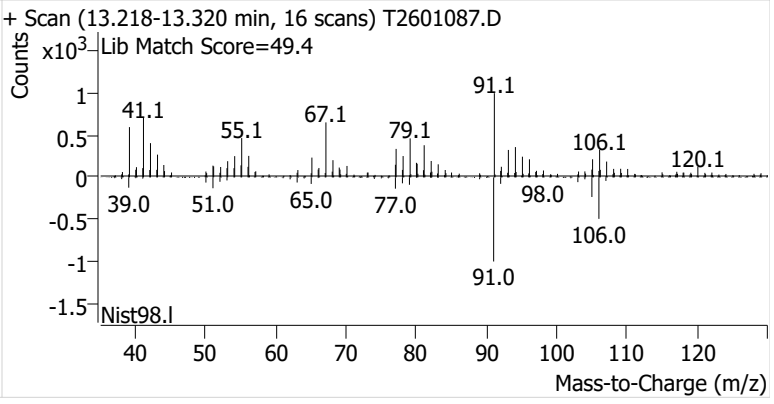

o-Xylene

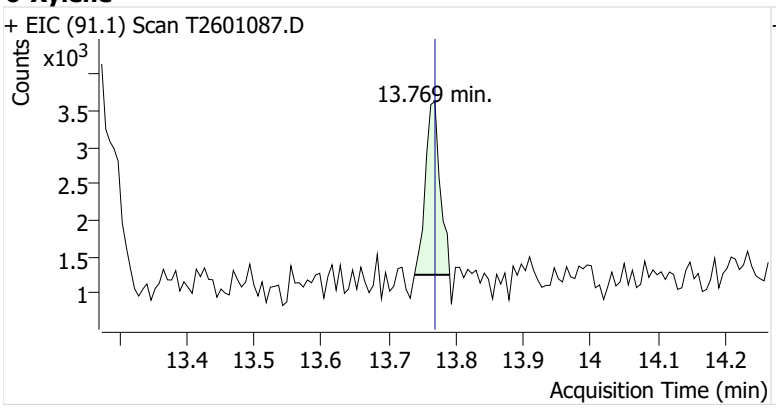
+ EIC (91.1) Scan T2601087.D
Counts
x10^3
13.769 min.
3.5
3
2.5
2
1.5
1
13.4
13.5
13.6
13.7
13.8
13.9
14
14.1
14.2
Acquisition Time (min)

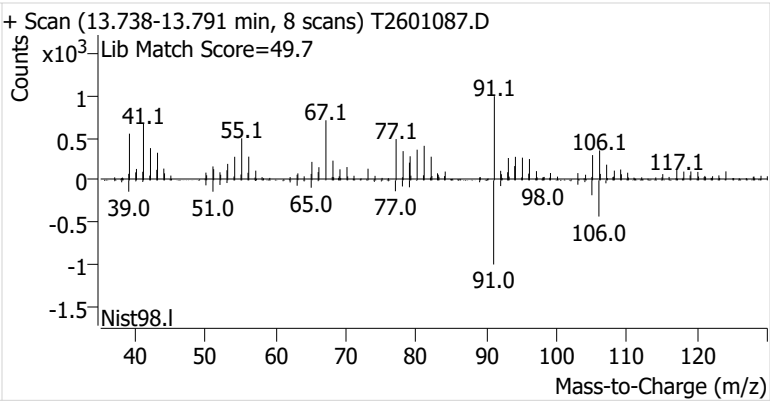
+ Scan (13.738-13.791 min, 8 scans) T2601087.D
Lib Match Score=49.7
Counts
x10^3
1
0.5
0
-0.5
-1
-1.5
41.1
55.1
67.1
77.1
91.1
106.1
117.1
39.0
51.0
65.0
77.0
98.0
106.0
91.0
Nist98.l
40
50
60
70
80
90
100
110
120
Mass-to-Charge (m/z)

Initial Calibration

Enthalpy Analytical

Company: Montrose Air Quality Services, LLC - New Jersey
Job No.: 2026GG104-1 EPA Method 325B Analysis
Client No.: PROJ-050105 Site: Irving Oil - Searsport

Calibration Curves

Method	Compound	Level	Cal File	Amount (ng)	Area	ISTD Amt (ng)	ISTD Area	RRF	Dev
T011326A_CC185154	Benzene	2	T2600231.D	12.06	72972	56.0	364191	0.931	-0.25
T011326A_CC185154	Benzene	3	T2600232.D	24.12	204055	56.0	363183	1.305	0.057
T011326A_CC185154	Benzene	4	T2600233.D	48.24	385486	56.0	362792	1.234	-0.00016
T011326A_CC185154	Benzene	5	T2600234.D	119.14	956312	56.0	362391	1.241	0.0054
T011326A_CC185154	Benzene	6	T2600235.D	241.19	2086658	56.0	365090	1.327	0.076
T011326A_CC185154	Benzene	7	T2600236.D	723.57	6130459	56.0	357862	1.326	0.075
						Avg:	362860	1.234	
						%RSD:	0.7%	11.3%	
T011326A_CC185154	Toluene	1	T2600230.D	5.30	34996	65.7	380568	1.140	-0.2
T011326A_CC185154	Toluene	2	T2600231.D	10.59	74928	65.7	383454	1.211	-0.15
T011326A_CC185154	Toluene	3	T2600232.D	21.18	201846	65.7	388353	1.611	0.12
T011326A_CC185154	Toluene	4	T2600233.D	42.37	362724	65.7	384584	1.462	0.02
T011326A_CC185154	Toluene	5	T2600234.D	104.64	904683	65.7	382932	1.482	0.035
T011326A_CC185154	Toluene	6	T2600235.D	211.84	1875794	65.7	385671	1.507	0.052
T011326A_CC185154	Toluene	7	T2600236.D	635.51	5660920	65.7	381504	1.533	0.07
						Avg:	383609	1.433	
						%RSD:	0.7%	11.6%	
T011326A_CC185154	Ethylbenzene	1	T2600230.D	5.50	40670	65.7	380568	1.275	-0.21
T011326A_CC185154	Ethylbenzene	2	T2600231.D	11.01	90989	65.7	383454	1.415	-0.12
T011326A_CC185154	Ethylbenzene	3	T2600232.D	22.02	239945	65.7	388353	1.842	0.14
T011326A_CC185154	Ethylbenzene	4	T2600233.D	44.03	417907	65.7	384584	1.620	0.0025
T011326A_CC185154	Ethylbenzene	5	T2600234.D	108.75	1072796	65.7	382932	1.691	0.046
T011326A_CC185154	Ethylbenzene	6	T2600235.D	220.17	2127692	65.7	385671	1.645	0.018
T011326A_CC185154	Ethylbenzene	7	T2600236.D	660.50	6668623	65.7	381504	1.738	0.075
						Avg:	383609	1.616	
						%RSD:	0.7%	11.4%	
T011326A_CC185154	m-/p-Xylenes	1	T2600230.D	6.17	35662	65.7	380568	0.997	-0.22
T011326A_CC185154	m-/p-Xylenes	2	T2600231.D	12.34	76395	65.7	383454	1.060	-0.17
T011326A_CC185154	m-/p-Xylenes	3	T2600232.D	24.67	217295	65.7	388353	1.489	0.17
T011326A_CC185154	m-/p-Xylenes	4	T2600233.D	49.35	371384	65.7	384584	1.285	0.0075
T011326A_CC185154	m-/p-Xylenes	5	T2600234.D	121.88	956791	65.7	382932	1.346	0.055
T011326A_CC185154	m-/p-Xylenes	6	T2600235.D	246.75	1903308	65.7	385671	1.313	0.03
T011326A_CC185154	m-/p-Xylenes	7	T2600236.D	740.24	6104669	65.7	381504	1.419	0.11
						Avg:	383609	1.275	
						%RSD:	0.7%	13.1%	
T011326A_CC185154	o-Xylene	1	T2600230.D	5.74	33825	65.7	380568	1.017	-0.21
T011326A_CC185154	o-Xylene	2	T2600231.D	11.47	75805	65.7	383454	1.131	-0.12
T011326A_CC185154	o-Xylene	3	T2600232.D	22.95	204658	65.7	388353	1.508	0.17
T011326A_CC185154	o-Xylene	4	T2600233.D	45.89	351772	65.7	384584	1.309	0.015

Enthalpy Analytical

Company: Montrose Air Quality Services, LLC - New Jersey
Job No.: 2026GG104-1 EPA Method 325B Analysis
Client No.: PROJ-050105 Site: Irving Oil - Searsport

Calibration Curves

Method	Compound	Level	Cal File	Amount (ng)	Area	ISTD Amt (ng)	ISTD Area	RRF	Dev
T011326A_CC185154	o-Xylene	5	T2600234.D	113.35	891089	65.7	382932	1.348	0.045
T011326A_CC185154	o-Xylene	6	T2600235.D	229.47	1773456	65.7	385671	1.316	0.02
T011326A_CC185154	o-Xylene	7	T2600236.D	688.41	5571220	65.7	381504	1.393	0.08
						Avg:	383609	1.290	
						%RSD:	0.7%	11.8%	

Calibration Curves

Method	Compound	Level	Cal File	Amount (ng)	Area	ISTD Amt (ng)	ISTD Area	RRF	Dev
T011326A_CC185154	Benzene	ICV	T2600237.D	449.70	3730248	56.0	364514	1.275	3.3%
T011326A_CC185154	Toluene	ICV	T2600237.D	460.49	4060149	65.7	381805	1.516	5.8%
T011326A_CC185154	Ethylbenzene	ICV	T2600237.D	455.30	4509276	65.7	381805	1.703	5.4%
T011326A_CC185154	m-/p-Xylenes	ICV	T2600237.D	462.39	3474722	65.7	381805	1.292	1.3%
T011326A_CC185154	o-Xylene	ICV	T2600237.D	463.27	3489972	65.7	381805	1.295	0.5%

M325B PDF Report ver.20260203

Sample Custody

EPA Method 325 A/B Field Test Data Sheet and Chain of Custody Record

ENTHALPY ANALYTICAL

2026GG104 Page # 1 of # 1

☐ Standard Turn Around Time (10 business days)
☐ Rush Turn Around Time
• All TATs Subject to Approval by Enthalpy Analytical, Inc.
• Unless otherwise specified, sample tubes will be conditioned for re-use 3 business days after submission of results

Site Name:	Irving Searsport Terminal	Client Name:	Montrose Air Quality Services, LLC	PO#:	
Site Address:	52 Station Ave.	Project Number:	PROJ-050105	Sample Event #	2026GG104
City:	Searsport	Project Manager:	Sabarish Selvarajan	Sorbent:	Carbopak-X
State	Maine	Email Address:	sabarishselvarajan@montrose-env.com		
Zip:	04401	Telephone #:	973-722-7895		

Location	Sample ID (Tube ID)	Sample, Blank or Duplicate	Start Date	Start Time	Stop Date	Stop Time	Deployed/ Collected by	Ave. Pressure (inHg)	Avg. Ambient Temp. (°F)
1	C60002	S	2/4/26	10:45 AM	2/18/26	11:00 AM	SS/BC		
2	C55780	S	2/4/26	10:51 AM	2/18/26	11:04 AM	SS/BC		
2	B19353	D	2/4/26	10:51 AM	2/18/26	11:04 AM	SS/BC		
2	C57528	B	2/4/26	10:51 AM	2/18/26	11:04 AM	SS/BC		
3	C57830	S	2/4/26	10:55 AM	2/18/26	11:10 AM	SS/BC		
4	C01818	S	2/4/26	10:59 AM	2/18/26	11:16 AM	SS/BC		
5	C57131	S	2/4/26	11:02 AM	2/18/26	11:22 AM	SS/BC		
6	.C61560	S	2/4/26	11:06 AM	2/18/26	11:28 AM	SS/BC		
7	C69533	S	2/4/26	11:11 AM	2/18/26	11:34 AM	SS/BC		
8	C70155	S	2/4/26	11:16 AM	2/18/26	11:40 AM	SS/BC		
8	.C31412	D	2/4/26	11:16 AM	2/18/26	11:40 AM	SS/BC		
8	C01371	B	2/4/26	11:16 AM	2/18/26	11:40 AM	SS/BC		
9	B52737	S	2/4/26	11:18 AM	2/18/26	11:43 AM	SS/BC		
10	C56804	S	2/4/26	11:20 AM	2/18/26	11:46 AM	SS/BC		
11	C16137	S	2/4/26	11:22 AM	2/18/26	11:51 AM	SS/BC		
12	C43250	S	2/4/26	11:43 AM	2/18/26	11:55 AM	SS/BC		
13	B50808	S	2/4/26	11:50 AM	2/18/26	12:00 PM	SS/BC		
14	C55544	S	2/4/26	11:52 AM	2/18/26	12:05 PM	SS/BC		
15	B52762	S	2/4/26	12:10 PM	2/18/26	12:20 PM	SS/BC		
16	C56870	S	2/4/26	12:12 PM	2/18/26	12:25 PM	SS/BC		
17	C71660	S	2/4/26	12:14 PM	2/18/26	12:30 PM	SS/BC		

Relinquished By (printed):	Relinquished By (signature):	Relinquished Date:	Relinquished Time:
Sabarish Selvarajan	SS	2-18-26	17:00
Recieved By (printed):	**Recieved By (signature):**	**Receipt Date:**	**Receipt Time:**
Paige Grandman	Paige Grandman	2-19-26	9:40am
Sample Condition Upon Receipt:	**Compound List:**	**Custody Seal intact? Y/N:**	**Delivery tracking #**
Good	BTEX	Y	
.mp: Blank Temp: 19.5 Fluke3		Add Custody Seal # below: 25E13089	

Comments:

This Is The Last Page Of This Report.

ENTHALPY ANALYTICAL

Irving Oil – Searsport

52 Station Ave
Searsport, ME 04974

Sampling Event 38 Irving Oil - Searsport

Client Project# PROJ-050105
Samples Received: 3/5/2026

Analytical Report
2026GG105

EPA Method 325B Analysis

Report Issue Date: 3/13/2026

I certify that to the best of my knowledge all analytical data presented in this report have been checked for completeness, accuracy, errors and legibility in addition to having been conducted in accordance with approved protocol, and that all deviations and analytical problems are summarized in the appropriate narrative(s). This report shall not be reproduced except in full without approval of the laboratory. This will provide assurance that parts of the report are not taken out of context.

Amendment(s):

Signature:

Matthew Cavanaugh, Project Manager

Matt Cavanaugh
Matthew.Cavanaugh@enthalpy.com / www.enthalpy.com
O: (919) 850-4392
Enthalpy Analytical
800 Capitola Drive Suite 1 Durham, NC 27713

Table of Contents

Case Narrative . . . 3
Results . . . 6
    Summary of Results . . . 7
    Detailed Results . . . 8
QC Data . . . 12
Chromatograms . . . 15
Initial Calibration . . . 82
Sample Custody . . . 85
    Chain of Custody . . . 86

Narrative Summary

Enthalpy Analytical Narrative Summary

Company	Montrose Air Quality Services, LLC - New Jersey
Job No.	2026GG105-1
Client ID.	PROJ-050105 Site: Irving Oil - Searsport

1. Custody

The samples were received at Enthalpy Analytical on March 5, 2026 at 20.2 °C. The samples were received in good condition. Prior to, during, and after analysis, the samples were kept under lock with access only to authorized personnel by Enthalpy Analytical, LLC

Table 1 - Sample Inventory

Sample ID	Tube ID	Sample Type
IRVSEA-1-S-20260218	C24210	Sample
IRVSEA-2-S-20260218	C60237	Sample
IRVSEA-2-D-20260218	C68629	Duplicate
IRVSEA-2-B-20260218	C70159	Blank
IRVSEA-3-S-20260218	C71471	Sample
IRVSEA-4-S-20260218	C17105	Sample
IRVSEA-5-S-20260218	B48052	Sample
IRVSEA-6-S-20260218	C70187	Sample
IRVSEA-7-S-20260218	C70865	Sample
IRVSEA-8-S-20260218	C38854	Sample
IRVSEA-8-D-20260218	C31398	Duplicate
IRVSEA-8-B-20260218	B50871	Blank
IRVSEA-9-S-20260218	C01820	Sample
IRVSEA-10-S-20260218	C01468	Sample
IRVSEA-11-S-20260218	C00841	Sample
IRVSEA-12-S-20260218	C71576	Sample
IRVSEA-13-S-20260218	C33507	Sample
IRVSEA-14-S-20260218	B49561	Sample
IRVSEA-15-S-20260218	C02238	Sample
IRVSEA-16-S-20260218	C37505	Sample
IRVSEA-17-S-20260218	C16117	Sample

2. Analysis

The samples were analyzed for Benzene, Toluene, Ethylbenzene, m-/p-Xylenes, and o-Xylene using EPA Method 325B – Volatile Organic Compounds from Fugitive and Area Sources by Thermal Desorption and GC/MS. A copy of the acquisition method M325B-MTD is not included in this report but may be available upon request.

The sample tube media used for this sampling period was CarbopackX. All calibration standards and laboratory QC were prepared using the same media.

Enthalpy Analytical Narrative Summary

Company	Montrose Air Quality Services, LLC - New Jersey
Job No.	2026GG105-1
Client ID.	PROJ-050105 Site: Irving Oil - Searsport

3. Calibration

All BFB tune criteria have been met for this analysis.

The initial calibration (F121725A_CC185154) met all 30% RSD criteria. The initial calibration verification met ±30% recovery criteria. The continuing calibration verifications met 30% difference criteria. The initial and continuing calibration raw data are not included in this report but are available upon request.

4. QC Notes

All quality control criteria required by the method and/or the laboratory SOP have been met unless noted otherwise below.

5. Reporting Notes

All tubes used for this sampling period met the method criteria for number of uses; no tube exceeded 50 field uses.

As specified in EPA Method 325B, the response factor of the daily continuing calibration standard was used to quantitate all field samples and blanks.

All samples were reported as amount in ng catch, and concentration in ug/m³ and ppbv.

The results presented in this report are representative of the samples as provided to the laboratory. These analyses met the requirements of the TNI Standard. Any deviations from the requirements of the reference method or TNI Standard have been stated above.

Enthalpy Analytical, located at 800 Capitola Drive, Suite 1, Durham NC, 27713 is accredited by the Louisiana Department of Environmental Quality (LDEQ) for EPA Method 325B for all analytes included in this report under **Certificate Number 04010**.

Results

Enthalpy Analytical

Company: Montrose Air Quality Services, LLC - New Jersey
Job No.: 2026GG105-1 EPA Method 325B Analysis
Client No.: PROJ-050105 Site: Irving Oil - Searsport

Summary

Sample Code	Tube ID	Benzene		Toluene		Ethylbenzene		m-/p-Xylenes		o-Xylene	
		(ug/m³)	Flag	(ug/m³)	Flag	(ug/m³)	Flag	(ug/m³)	Flag	(ug/m³)	Flag
IRVSEA-1-S-20260218	C24210	0.478		0.891		0.285	ND	0.350	J	0.285	ND
IRVSEA-2-S-20260218	C60237	0.526		1.09		0.285	ND	0.572	J	0.285	ND
IRVSEA-2-D-20260218	C68629	0.488		0.997		0.285	ND	0.502	J	0.285	ND
IRVSEA-2-B-20260218	C70159	0.195	ND	0.252	ND	0.285	ND	0.285	ND	0.285	ND
IRVSEA-3-S-20260218	C71471	0.555		1.33		0.285	ND	0.815		0.285	ND
IRVSEA-4-S-20260218	C17105	0.703		2.32		0.436	J	1.24		0.383	J
IRVSEA-5-S-20260218	B48052	0.876		2.89		0.367	J	0.990		0.370	J
IRVSEA-6-S-20260218	C70187	1.02		5.03		0.613	J	2.13		0.796	
IRVSEA-7-S-20260218	C70865	1.62		9.26		1.44		5.03		1.85	
IRVSEA-8-S-20260218	C38854	1.79		10.1		1.65		5.61		2.02	
IRVSEA-8-D-20260218	C31398	1.62		9.38		1.55		5.24		1.94	
IRVSEA-8-B-20260218	B50871	0.195	ND	0.337	J	0.285	ND	0.285	ND	0.285	ND
IRVSEA-9-S-20260218	C01820	0.991		4.37		0.707		2.19		0.838	
IRVSEA-10-S-20260218	C01468	1.13		5.83		0.992		3.23		1.24	
IRVSEA-11-S-20260218	C00841	0.872		3.81		0.572	J	1.77		0.650	
IRVSEA-12-S-20260218	C71576	0.636		1.76		0.285	ND	0.937		0.345	J
IRVSEA-13-S-20260218	C33507	0.469		1.08		0.285	ND	0.401	J	0.285	ND
IRVSEA-14-S-20260218	B49561	0.522		1.06		0.285	ND	0.404	J	0.285	ND
IRVSEA-15-S-20260218	C02238	0.459	J	0.661		0.284	ND	0.284	ND	0.284	ND
IRVSEA-16-S-20260218	C37505	0.406	J	0.626		0.284	ND	0.284	ND	0.284	ND
IRVSEA-17-S-20260218	C16117	0.402	J	0.444	J	0.284	ND	0.284	ND	0.284	ND

J: Estimated Value - The analyte was detected between the Method Detection Limit and Reporting Limit
ND: The analyte was not present above the Method Detection Limit

Enthalpy Analytical

Company: Montrose Air Quality Services, LLC - New Jersey
Job No.: 2026GG105-1 EPA Method 325B Analysis
Client No.: PROJ-050105 Site: Irving Oil - Searsport

Benzene

Sample Code	Tube ID	Conc (ug/m³)	Conc (ppbv)	Calc Amt (ng)	Temp (°F)	Uptake Rate (mL/min	Sample Time (min)	LOD (ug/m³)	LOQ (ug/m³)	LOD (ppbv)	LOQ (ppbv)	Flags	Data File	Inj DateTime	CCV RRF	Ret Time (min)	Target Area	ISTD Area	ISTD Amt	ISTD RT	ISTD Change
IRVSEA-1-S-20260218	C24210	0.478	0.150	6.12	22.3	0.635	20148	0.195	0.466	0.0612	0.146		F2601481.D	2026-03-05 15:26	0.953	7.938	37660	363781	56.3	7.877	-6.0%
IRVSEA-2-S-20260218	C60237	0.526	0.165	6.73	22.3	0.635	20149	0.195	0.466	0.0612	0.146		F2601482.D	2026-03-05 15:51	0.953	7.939	40585	356304	56.3	7.877	-7.9%
IRVSEA-2-D-20260218	C68629	0.488	0.153	6.24	22.3	0.635	20149	0.195	0.466	0.0612	0.146		F2601483.D	2026-03-05 16:17	0.953	7.938	37274	353086	56.3	7.877	-8.8%
IRVSEA-2-B-20260218	C70159	0.195	0.0612		22.3	0.635	20149	0.195	0.466	0.0612	0.146	ND	F2601480.D	2026-03-05 15:01	0.953	7.938	3113	370527	56.3	7.883	-4.3%
IRVSEA-3-S-20260218	C71471	0.555	0.174	7.10	22.3	0.635	20148	0.195	0.466	0.0612	0.146		F2601484.D	2026-03-05 16:42	0.953	7.938	42058	350143	56.3	7.877	-9.5%
IRVSEA-4-S-20260218	C17105	0.703	0.220	9.00	22.3	0.635	20147	0.195	0.466	0.0612	0.146		F2601485.D	2026-03-05 17:07	0.953	7.938	53758	353319	56.3	7.883	-8.7%
IRVSEA-5-S-20260218	B48052	0.876	0.274	11.2	22.3	0.635	20146	0.195	0.466	0.0612	0.146		F2601486.D	2026-03-05 17:33	0.953	7.939	66766	352421	56.3	7.877	-8.9%
IRVSEA-6-S-20260218	C70187	1.02	0.318	13.0	22.3	0.635	20145	0.195	0.466	0.0612	0.146		F2601487.D	2026-03-05 17:59	0.953	7.938	79069	359808	56.3	7.883	-7.0%
IRVSEA-7-S-20260218	C70865	1.62	0.508	20.8	22.3	0.635	20144	0.195	0.466	0.0612	0.146		F2601488.D	2026-03-05 18:24	0.953	7.939	125469	357384	56.3	7.877	-7.7%
IRVSEA-8-S-20260218	C38854	1.79	0.562	22.9	22.3	0.635	20143	0.195	0.466	0.0612	0.146		F2601489.D	2026-03-05 18:50	0.953	7.945	140473	362026	56.3	7.883	-6.5%
IRVSEA-8-D-20260218	C31398	1.62	0.508	20.8	22.3	0.635	20143	0.195	0.466	0.0612	0.146		F2601490.D	2026-03-05 19:15	0.953	7.938	128113	365037	56.3	7.883	-5.7%
IRVSEA-8-B-20260218	B50871	0.195	0.0612		22.3	0.635	20143	0.195	0.466	0.0612	0.146	ND	F2601491.D	2026-03-05 19:40	0.953	7.932	3961	369229	56.3	7.877	-4.6%
IRVSEA-9-S-20260218	C01820	0.991	0.310	12.7	22.3	0.635	20146	0.195	0.466	0.0612	0.146		F2601493.D	2026-03-05 20:31	0.953	7.938	80805	376804	56.3	7.877	-2.6%
IRVSEA-10-S-20260218	C01468	1.13	0.355	14.5	22.3	0.635	20149	0.195	0.466	0.0612	0.146		F2601494.D	2026-03-05 20:56	0.953	7.938	94537	385336	56.3	7.883	-0.4%
IRVSEA-11-S-20260218	C00841	0.872	0.273	11.1	22.3	0.635	20150	0.195	0.466	0.0612	0.146		F2601495.D	2026-03-05 21:22	0.953	7.939	73988	392343	56.3	7.883	1.4%
IRVSEA-12-S-20260218	C71576	0.636	0.199	8.13	22.3	0.635	20152	0.195	0.466	0.0612	0.146		F2601496.D	2026-03-05 21:47	0.953	7.938	53436	388427	56.3	7.877	0.4%
IRVSEA-13-S-20260218	C33507	0.469	0.147	6.00	22.3	0.635	20153	0.195	0.466	0.0612	0.146		F2601497.D	2026-03-05 22:13	0.953	7.938	39133	385918	56.3	7.883	-0.3%
IRVSEA-14-S-20260218	B49561	0.522	0.164	6.68	22.3	0.635	20154	0.195	0.466	0.0612	0.146		F2601498.D	2026-03-05 22:38	0.953	7.938	43882	388223	56.3	7.877	0.3%
IRVSEA-15-S-20260218	C02238	0.459	0.144	5.87	22.3	0.635	20160	0.195	0.466	0.0612	0.146	J	F2601499.D	2026-03-05 23:04	0.953	7.939	39494	397495	56.3	7.877	2.7%
IRVSEA-16-S-20260218	C37505	0.406	0.127	5.19	22.3	0.635	20159	0.195	0.466	0.0612	0.146	J	F2601500.D	2026-03-05 23:29	0.953	7.938	35103	399730	56.3	7.877	3.3%
IRVSEA-17-S-20260218	C16117	0.402	0.126	5.15	22.3	0.635	20158	0.195	0.466	0.0612	0.146	J	F2601501.D	2026-03-05 23:54	0.953	7.939	34687	398190	56.3	7.877	2.9%

Toluene

Sample Code	Tube ID	Conc (ug/m³)	Conc (ppbv)	Calc Amt (ng)	Temp (°F)	Uptake Rate (mL/min	Sample Time (min)	LOD (ug/m³)	LOQ (ug/m³)	LOD (ppbv)	LOQ (ppbv)	Flags	Data File	Inj DateTime	CCV RRF	Ret Time (min)	Target Area	ISTD Area	ISTD Amt	ISTD RT	ISTD Change
IRVSEA-1-S-20260218	C24210	0.891	0.237	8.85	22.3	0.493	20148	0.252	0.527	0.0669	0.140		F2601481.D	2026-03-05 15:26	1.131	10.661	59961	395744	66.1	10.563	-5.2%
IRVSEA-2-S-20260218	C60237	1.09	0.289	10.8	22.3	0.493	20149	0.252	0.527	0.0669	0.140		F2601482.D	2026-03-05 15:51	1.131	10.661	71850	388855	66.1	10.563	-6.9%
IRVSEA-2-D-20260218	C68629	0.997	0.265	9.90	22.3	0.493	20149	0.252	0.527	0.0669	0.140		F2601483.D	2026-03-05 16:17	1.131	10.661	65543	386411	66.1	10.563	-7.5%
IRVSEA-2-B-20260218	C70159	0.252	0.0669		22.3	0.493	20149	0.252	0.527	0.0669	0.140	ND	F2601480.D	2026-03-05 15:01	1.131	10.661	11373	397390	66.1	10.563	-4.9%
IRVSEA-3-S-20260218	C71471	1.33	0.353	13.2	22.3	0.493	20148	0.252	0.527	0.0669	0.140		F2601484.D	2026-03-05 16:42	1.131	10.661	85972	380849	66.1	10.563	-8.8%
IRVSEA-4-S-20260218	C17105	2.32	0.617	23.1	22.3	0.493	20147	0.252	0.528	0.0669	0.140		F2601485.D	2026-03-05 17:07	1.131	10.661	154010	389720	66.1	10.563	-6.7%
IRVSEA-5-S-20260218	B48052	2.89	0.767	28.7	22.3	0.493	20146	0.252	0.528	0.0669	0.140		F2601486.D	2026-03-05 17:33	1.131	10.661	190457	388052	66.1	10.569	-7.1%
IRVSEA-6-S-20260218	C70187	5.03	1.34	50.0	22.3	0.493	20145	0.252	0.528	0.0669	0.140		F2601487.D	2026-03-05 17:59	1.131	10.661	331823	387680	66.1	10.563	-7.2%
IRVSEA-7-S-20260218	C70865	9.26	2.46	91.9	22.3	0.493	20144	0.252	0.528	0.0669	0.140		F2601488.D	2026-03-05 18:24	1.131	10.661	616941	392056	66.1	10.563	-6.1%
IRVSEA-8-S-20260218	C38854	10.1	2.67	100.0	22.3	0.493	20143	0.252	0.528	0.0669	0.140		F2601489.D	2026-03-05 18:50	1.131	10.661	676015	394775	66.1	10.563	-5.5%
IRVSEA-8-D-20260218	C31398	9.38	2.49	93.1	22.3	0.493	20143	0.252	0.528	0.0669	0.140		F2601490.D	2026-03-05 19:15	1.131	10.661	638191	400277	66.1	10.563	-4.2%
IRVSEA-8-B-20260218	B50871	0.337	0.0895	3.35	22.3	0.493	20143	0.252	0.528	0.0669	0.140	J	F2601491.D	2026-03-05 19:40	1.131	10.661	22940	400305	66.1	10.563	-4.2%
IRVSEA-9-S-20260218	C01820	4.37	1.16	43.4	22.3	0.493	20146	0.252	0.528	0.0669	0.140		F2601493.D	2026-03-05 20:31	1.131	10.661	306812	412919	66.1	10.563	-1.1%
IRVSEA-10-S-20260218	C01468	5.83	1.55	57.8	22.3	0.493	20149	0.252	0.527	0.0669	0.140		F2601494.D	2026-03-05 20:56	1.131	10.661	412912	416816	66.1	10.563	-0.2%
IRVSEA-11-S-20260218	C00841	3.81	1.01	37.8	22.3	0.493	20150	0.252	0.527	0.0669	0.140		F2601495.D	2026-03-05 21:22	1.131	10.661	274501	423489	66.1	10.563	1.4%
IRVSEA-12-S-20260218	C71576	1.76	0.466	17.4	22.3	0.493	20152	0.252	0.527	0.0668	0.140		F2601496.D	2026-03-05 21:47	1.131	10.661	125845	421506	66.1	10.569	0.9%

Enthalpy Analytical

Company: Montrose Air Quality Services, LLC - New Jersey
Job No.: 2026GG105-1 EPA Method 325B Analysis
Client No.: PROJ-050105 Site: Irving Oil - Searsport

Toluene

Sample Code	Tube ID	Conc (ug/m³)	Conc (ppbv)	Calc Amt (ng)	Temp (°F)	Uptake Rate (mL/min	Sample Time (min)	LOD (ug/m³)	LOQ (ug/m³)	LOD (ppbv)	LOQ (ppbv)	Flags	Data File	Inj DateTime	CCV RRF	Ret Time (min)	Target Area	ISTD Area	ISTD Amt	ISTD RT	ISTD Change
IRVSEA-13-S-20260218	C33507	1.08	0.288	10.8	22.3	0.493	20153	0.252	0.527	0.0668	0.140		F2601497.D	2026-03-05 22:13	1.131	10.661	79270	429626	66.1	10.563	2.9%
IRVSEA-14-S-20260218	B49561	1.06	0.281	10.5	22.3	0.493	20154	0.252	0.527	0.0668	0.140		F2601498.D	2026-03-05 22:38	1.131	10.661	77486	430636	66.1	10.563	3.1%
IRVSEA-15-S-20260218	C02238	0.661	0.176	6.57	22.3	0.493	20160	0.252	0.527	0.0668	0.140		F2601499.D	2026-03-05 23:04	1.131	10.661	49856	443009	66.1	10.563	6.1%
IRVSEA-16-S-20260218	C37505	0.626	0.166	6.22	22.3	0.493	20159	0.252	0.527	0.0668	0.140		F2601500.D	2026-03-05 23:29	1.131	10.661	46593	437621	66.1	10.563	4.8%
IRVSEA-17-S-20260218	C16117	0.444	0.118	4.41	22.3	0.493	20158	0.252	0.527	0.0668	0.140	J	F2601501.D	2026-03-05 23:54	1.131	10.661	33391	441985	66.1	10.563	5.8%

Ethylbenzene

Sample Code	Tube ID	Conc (ug/m³)	Conc (ppbv)	Calc Amt (ng)	Temp (°F)	Uptake Rate (mL/min	Sample Time (min)	LOD (ug/m³)	LOQ (ug/m³)	LOD (ppbv)	LOQ (ppbv)	Flags	Data File	Inj DateTime	CCV RRF	Ret Time (min)	Target Area	ISTD Area	ISTD Amt	ISTD RT	ISTD Change
IRVSEA-1-S-20260218	C24210	0.285	0.0656		22.3	0.436	20148	0.285	0.620	0.0656	0.143	ND	F2601481.D	2026-03-05 15:26	1.214	12.845	8626	395744	66.1	10.563	-5.2%
IRVSEA-2-S-20260218	C60237	0.285	0.0656		22.3	0.436	20149	0.285	0.620	0.0656	0.143	ND	F2601482.D	2026-03-05 15:51	1.214	12.845	10915	388855	66.1	10.563	-6.9%
IRVSEA-2-D-20260218	C68629	0.285	0.0656		22.3	0.436	20149	0.285	0.620	0.0656	0.143	ND	F2601483.D	2026-03-05 16:17	1.214	12.845	9822	386411	66.1	10.563	-7.5%
IRVSEA-2-B-20260218	C70159	0.285	0.0656		22.3	0.436	20149	0.285	0.620	0.0656	0.143	ND	F2601480.D	2026-03-05 15:01	1.214	12.839	541	397390	66.1	10.563	-4.9%
IRVSEA-3-S-20260218	C71471	0.285	0.0656		22.3	0.436	20148	0.285	0.620	0.0656	0.143	ND	F2601484.D	2026-03-05 16:42	1.214	12.845	15837	380849	66.1	10.563	-8.8%
IRVSEA-4-S-20260218	C17105	0.436	0.101	3.83	22.3	0.436	20147	0.285	0.620	0.0656	0.143	J	F2601485.D	2026-03-05 17:07	1.214	12.845	27430	389720	66.1	10.563	-6.7%
IRVSEA-5-S-20260218	B48052	0.367	0.0845	3.22	22.3	0.436	20146	0.285	0.620	0.0656	0.143	J	F2601486.D	2026-03-05 17:33	1.214	12.845	22974	388052	66.1	10.569	-7.1%
IRVSEA-6-S-20260218	C70187	0.613	0.141	5.38	22.3	0.436	20145	0.285	0.620	0.0656	0.143	J	F2601487.D	2026-03-05 17:59	1.214	12.845	38316	387680	66.1	10.563	-7.2%
IRVSEA-7-S-20260218	C70865	1.44	0.331	12.6	22.3	0.436	20144	0.285	0.620	0.0656	0.143		F2601488.D	2026-03-05 18:24	1.214	12.845	90776	392056	66.1	10.563	-6.1%
IRVSEA-8-S-20260218	C38854	1.65	0.380	14.5	22.3	0.436	20143	0.285	0.620	0.0656	0.143		F2601489.D	2026-03-05 18:50	1.214	12.845	105067	394775	66.1	10.563	-5.5%
IRVSEA-8-D-20260218	C31398	1.55	0.357	13.6	22.3	0.436	20143	0.285	0.620	0.0656	0.143		F2601490.D	2026-03-05 19:15	1.214	12.845	100037	400277	66.1	10.563	-4.2%
IRVSEA-8-B-20260218	B50871	0.285	0.0656		22.3	0.436	20143	0.285	0.620	0.0656	0.143	ND	F2601491.D	2026-03-05 19:40	1.214	12.845	937	400305	66.1	10.563	-4.2%
IRVSEA-9-S-20260218	C01820	0.707	0.163	6.21	22.3	0.436	20146	0.285	0.620	0.0656	0.143		F2601493.D	2026-03-05 20:31	1.214	12.845	47135	412919	66.1	10.563	-1.1%
IRVSEA-10-S-20260218	C01468	0.992	0.229	8.71	22.3	0.436	20149	0.285	0.620	0.0656	0.143		F2601494.D	2026-03-05 20:56	1.214	12.845	66717	416816	66.1	10.563	-0.2%
IRVSEA-11-S-20260218	C00841	0.572	0.132	5.03	22.3	0.436	20150	0.285	0.620	0.0656	0.143	J	F2601495.D	2026-03-05 21:22	1.214	12.845	39103	423489	66.1	10.563	1.4%
IRVSEA-12-S-20260218	C71576	0.285	0.0656		22.3	0.436	20152	0.285	0.620	0.0656	0.143	ND	F2601496.D	2026-03-05 21:47	1.214	12.845	19065	421506	66.1	10.569	0.9%
IRVSEA-13-S-20260218	C33507	0.285	0.0656		22.3	0.436	20153	0.285	0.620	0.0656	0.143	ND	F2601497.D	2026-03-05 22:13	1.214	12.845	10403	429626	66.1	10.563	2.9%
IRVSEA-14-S-20260218	B49561	0.285	0.0656		22.3	0.436	20154	0.285	0.620	0.0656	0.143	ND	F2601498.D	2026-03-05 22:38	1.214	12.845	9999	430636	66.1	10.563	3.1%
IRVSEA-15-S-20260218	C02238	0.284	0.0656		22.3	0.436	20160	0.284	0.619	0.0656	0.143	ND	F2601499.D	2026-03-05 23:04	1.214	12.845	6068	443009	66.1	10.563	6.1%
IRVSEA-16-S-20260218	C37505	0.284	0.0656		22.3	0.436	20159	0.284	0.619	0.0656	0.143	ND	F2601500.D	2026-03-05 23:29	1.214	12.845	4720	437621	66.1	10.563	4.8%
IRVSEA-17-S-20260218	C16117	0.284	0.0656		22.3	0.436	20158	0.284	0.619	0.0656	0.143	ND	F2601501.D	2026-03-05 23:54	1.214	12.845	3966	441985	66.1	10.563	5.8%

m-/p-Xylenes

Sample Code	Tube ID	Conc (ug/m³)	Conc (ppbv)	Calc Amt (ng)	Temp (°F)	Uptake Rate (mL/min	Sample Time (min)	LOD (ug/m³)	LOQ (ug/m³)	LOD (ppbv)	LOQ (ppbv)	Flags	Data File	Inj DateTime	CCV RRF	Ret Time (min)	Target Area	ISTD Area	ISTD Amt	ISTD RT	ISTD Change
IRVSEA-1-S-20260218	C24210	0.350	0.0806	3.07	22.3	0.436	20148	0.285	0.695	0.0656	0.160	J	F2601481.D	2026-03-05 15:26	0.927	13.022	17057	395744	66.1	10.563	-5.2%
IRVSEA-2-S-20260218	C60237	0.572	0.132	5.03	22.3	0.436	20149	0.285	0.695	0.0656	0.160	J	F2601482.D	2026-03-05 15:51	0.927	13.022	27423	388855	66.1	10.563	-6.9%
IRVSEA-2-D-20260218	C68629	0.502	0.116	4.41	22.3	0.436	20149	0.285	0.695	0.0656	0.160	J	F2601483.D	2026-03-05 16:17	0.927	13.022	23914	386411	66.1	10.563	-7.5%
IRVSEA-2-B-20260218	C70159	0.285	0.0656		22.3	0.436	20149	0.285	0.695	0.0656	0.160	ND	F2601480.D	2026-03-05 15:01	0.927	13.028	694	397390	66.1	10.563	-4.9%
IRVSEA-3-S-20260218	C71471	0.815	0.188	7.16	22.3	0.436	20148	0.285	0.695	0.0656	0.160		F2601484.D	2026-03-05 16:42	0.927	13.022	38262	380849	66.1	10.563	-8.8%
IRVSEA-4-S-20260218	C17105	1.24	0.286	10.9	22.3	0.436	20147	0.285	0.695	0.0656	0.160		F2601485.D	2026-03-05 17:07	0.927	13.022	59490	389720	66.1	10.563	-6.7%
IRVSEA-5-S-20260218	B48052	0.990	0.228	8.69	22.3	0.436	20146	0.285	0.695	0.0656	0.160		F2601486.D	2026-03-05 17:33	0.927	13.022	47323	388052	66.1	10.569	-7.1%

Enthalpy Analytical

Company: Montrose Air Quality Services, LLC - New Jersey
Job No.: 2026GG105-1 EPA Method 325B Analysis
Client No.: PROJ-050105 Site: Irving Oil - Searsport

m-/p-Xylenes

Sample Code	Tube ID	Conc (ug/m³)	Conc (ppbv)	Calc Amt (ng)	Temp (°F)	Uptake Rate (mL/min	Sample Time (min)	LOD (ug/m³)	LOQ (ug/m³)	LOD (ppbv)	LOQ (ppbv)	Flags	Data File	Inj DateTime	CCV RRF	Ret Time (min)	Target Area	ISTD Area	ISTD Amt	ISTD RT	ISTD Change
IRVSEA-6-S-20260218	C70187	2.13	0.491	18.7	22.3	0.436	20145	0.285	0.695	0.0656	0.160		F2601487.D	2026-03-05 17:59	0.927	13.022	101720	387680	66.1	10.563	-7.2%
IRVSEA-7-S-20260218	C70865	5.03	1.16	44.2	22.3	0.436	20144	0.285	0.695	0.0656	0.160		F2601488.D	2026-03-05 18:24	0.927	13.022	243147	392056	66.1	10.563	-6.1%
IRVSEA-8-S-20260218	C38854	5.61	1.29	49.3	22.3	0.436	20143	0.285	0.695	0.0656	0.160		F2601489.D	2026-03-05 18:50	0.927	13.022	272833	394775	66.1	10.563	-5.5%
IRVSEA-8-D-20260218	C31398	5.24	1.21	46.0	22.3	0.436	20143	0.285	0.695	0.0656	0.160		F2601490.D	2026-03-05 19:15	0.927	13.022	258573	400277	66.1	10.563	-4.2%
IRVSEA-8-B-20260218	B50871	0.285	0.0656		22.3	0.436	20143	0.285	0.695	0.0656	0.160	ND	F2601491.D	2026-03-05 19:40	0.927	13.016	1432	400305	66.1	10.563	-4.2%
IRVSEA-9-S-20260218	C01820	2.19	0.505	19.2	22.3	0.436	20146	0.285	0.695	0.0656	0.160		F2601493.D	2026-03-05 20:31	0.927	13.022	111379	412919	66.1	10.563	-1.1%
IRVSEA-10-S-20260218	C01468	3.23	0.744	28.3	22.3	0.436	20149	0.285	0.695	0.0656	0.160		F2601494.D	2026-03-05 20:56	0.927	13.022	165756	416816	66.1	10.563	-0.2%
IRVSEA-11-S-20260218	C00841	1.77	0.409	15.6	22.3	0.436	20150	0.285	0.694	0.0656	0.160		F2601495.D	2026-03-05 21:22	0.927	13.022	92546	423489	66.1	10.563	1.4%
IRVSEA-12-S-20260218	C71576	0.937	0.216	8.23	22.3	0.436	20152	0.285	0.694	0.0656	0.160		F2601496.D	2026-03-05 21:47	0.927	13.022	48687	421506	66.1	10.569	0.9%
IRVSEA-13-S-20260218	C33507	0.401	0.0924	3.52	22.3	0.436	20153	0.285	0.694	0.0656	0.160	J	F2601497.D	2026-03-05 22:13	0.927	13.022	21237	429626	66.1	10.563	2.9%
IRVSEA-14-S-20260218	B49561	0.404	0.0932	3.55	22.3	0.436	20154	0.285	0.694	0.0656	0.160	J	F2601498.D	2026-03-05 22:38	0.927	13.022	21466	430636	66.1	10.563	3.1%
IRVSEA-15-S-20260218	C02238	0.284	0.0656		22.3	0.436	20160	0.284	0.694	0.0656	0.160	ND	F2601499.D	2026-03-05 23:04	0.927	13.016	10521	443009	66.1	10.563	6.1%
IRVSEA-16-S-20260218	C37505	0.284	0.0656		22.3	0.436	20159	0.284	0.694	0.0656	0.160	ND	F2601500.D	2026-03-05 23:29	0.927	13.022	6288	437621	66.1	10.563	4.8%
IRVSEA-17-S-20260218	C16117	0.284	0.0656		22.3	0.436	20158	0.284	0.694	0.0656	0.160	ND	F2601501.D	2026-03-05 23:54	0.927	13.022	6515	441985	66.1	10.563	5.8%

o-Xylene

Sample Code	Tube ID	Conc (ug/m³)	Conc (ppbv)	Calc Amt (ng)	Temp (°F)	Uptake Rate (mL/min	Sample Time (min)	LOD (ug/m³)	LOQ (ug/m³)	LOD (ppbv)	LOQ (ppbv)	Flags	Data File	Inj DateTime	CCV RRF	Ret Time (min)	Target Area	ISTD Area	ISTD Amt	ISTD RT	ISTD Change
IRVSEA-1-S-20260218	C24210	0.285	0.0656		22.3	0.436	20148	0.285	0.646	0.0656	0.149	ND	F2601481.D	2026-03-05 15:26	1.014	13.530	7079	395744	66.1	10.563	-5.2%
IRVSEA-2-S-20260218	C60237	0.285	0.0656		22.3	0.436	20149	0.285	0.646	0.0656	0.149	ND	F2601482.D	2026-03-05 15:51	1.014	13.530	11217	388855	66.1	10.563	-6.9%
IRVSEA-2-D-20260218	C68629	0.285	0.0656		22.3	0.436	20149	0.285	0.646	0.0656	0.149	ND	F2601483.D	2026-03-05 16:17	1.014	13.530	9528	386411	66.1	10.563	-7.5%
IRVSEA-2-B-20260218	C70159	0.285	0.0656		22.3	0.436	20149	0.285	0.646	0.0656	0.149	ND	F2601480.D	2026-03-05 15:01	1.014	13.536	175	397390	66.1	10.563	-4.9%
IRVSEA-3-S-20260218	C71471	0.285	0.0656		22.3	0.436	20148	0.285	0.646	0.0656	0.149	ND	F2601484.D	2026-03-05 16:42	1.014	13.530	13520	380849	66.1	10.563	-8.8%
IRVSEA-4-S-20260218	C17105	0.383	0.0883	3.36	22.3	0.436	20147	0.285	0.646	0.0656	0.149	J	F2601485.D	2026-03-05 17:07	1.014	13.524	20110	389720	66.1	10.563	-6.7%
IRVSEA-5-S-20260218	B48052	0.370	0.0853	3.25	22.3	0.436	20146	0.285	0.646	0.0656	0.149	J	F2601486.D	2026-03-05 17:33	1.014	13.524	19348	388052	66.1	10.569	-7.1%
IRVSEA-6-S-20260218	C70187	0.796	0.183	6.99	22.3	0.436	20145	0.285	0.646	0.0656	0.149		F2601487.D	2026-03-05 17:59	1.014	13.530	41575	387680	66.1	10.563	-7.2%
IRVSEA-7-S-20260218	C70865	1.85	0.426	16.2	22.3	0.436	20144	0.285	0.646	0.0656	0.149		F2601488.D	2026-03-05 18:24	1.014	13.524	97532	392056	66.1	10.563	-6.1%
IRVSEA-8-S-20260218	C38854	2.02	0.466	17.8	22.3	0.436	20143	0.285	0.646	0.0656	0.149		F2601489.D	2026-03-05 18:50	1.014	13.524	107649	394775	66.1	10.563	-5.5%
IRVSEA-8-D-20260218	C31398	1.94	0.447	17.0	22.3	0.436	20143	0.285	0.646	0.0656	0.149		F2601490.D	2026-03-05 19:15	1.014	13.524	104665	400277	66.1	10.563	-4.2%
IRVSEA-8-B-20260218	B50871	0.285	0.0656		22.3	0.436	20143	0.285	0.646	0.0656	0.149	ND	F2601491.D	2026-03-05 19:40	1.014	13.530	654	400305	66.1	10.563	-4.2%
IRVSEA-9-S-20260218	C01820	0.838	0.193	7.36	22.3	0.436	20146	0.285	0.646	0.0656	0.149		F2601493.D	2026-03-05 20:31	1.014	13.524	46618	412919	66.1	10.563	-1.1%
IRVSEA-10-S-20260218	C01468	1.24	0.286	10.9	22.3	0.436	20149	0.285	0.646	0.0656	0.149		F2601494.D	2026-03-05 20:56	1.014	13.524	69828	416816	66.1	10.563	-0.2%
IRVSEA-11-S-20260218	C00841	0.650	0.150	5.71	22.3	0.436	20150	0.285	0.646	0.0656	0.149		F2601495.D	2026-03-05 21:22	1.014	13.524	37118	423489	66.1	10.563	1.4%
IRVSEA-12-S-20260218	C71576	0.345	0.0795	3.03	22.3	0.436	20152	0.285	0.646	0.0656	0.149	J	F2601496.D	2026-03-05 21:47	1.014	13.524	19602	421506	66.1	10.569	0.9%
IRVSEA-13-S-20260218	C33507	0.285	0.0656		22.3	0.436	20153	0.285	0.646	0.0656	0.149	ND	F2601497.D	2026-03-05 22:13	1.014	13.524	8644	429626	66.1	10.563	2.9%
IRVSEA-14-S-20260218	B49561	0.285	0.0656		22.3	0.436	20154	0.285	0.646	0.0656	0.149	ND	F2601498.D	2026-03-05 22:38	1.014	13.524	8510	430636	66.1	10.563	3.1%
IRVSEA-15-S-20260218	C02238	0.284	0.0656		22.3	0.436	20160	0.284	0.646	0.0656	0.149	ND	F2601499.D	2026-03-05 23:04	1.014	13.530	4427	443009	66.1	10.563	6.1%
IRVSEA-16-S-20260218	C37505	0.284	0.0656		22.3	0.436	20159	0.284	0.646	0.0656	0.149	ND	F2601500.D	2026-03-05 23:29	1.014	13.530	2541	437621	66.1	10.563	4.8%

Enthalpy Analytical

Company: Montrose Air Quality Services, LLC - New Jersey
Job No.: 2026GG105-1 EPA Method 325B Analysis
Client No.: PROJ-050105 Site: Irving Oil - Searsport

o-Xylene

Sample Code	Tube ID	Conc (ug/m³)	Conc (ppbv)	Calc Amt (ng)	Temp (°F)	Uptake Rate (mL/min	Sample Time (min)	LOD (ug/m³)	LOQ (ug/m³)	LOD (ppbv)	LOQ (ppbv)	Flags	Data File	Inj DateTime	CCV RRF	Ret Time (min)	Target Area	ISTD Area	ISTD Amt	ISTD RT	ISTD Change
IRVSEA-17-S-20260218	C16117	0.284	0.0656		22.3	0.436	20158	0.284	0.646	0.0656	0.149	ND	F2601501.D	2026-03-05 23:54	1.014	13.524	2819	441985	66.1	10.563	5.8%

J: Estimated Value - The analyte was detected between the Method Detection Limit and Reporting Limit
ND: The analyte was not present above the Method Detection Limit

QC Data

Enthalpy Analytical

Company: Montrose Air Quality Services, LLC - New Jersey
Job No.: 2026GG105-1 EPA Method 325B Analysis
Client No.: PROJ-050105 Site: Irving Oil - Searsport

QC Samples

Field Sample Type	Sample Code	Benzene		Toluene		Ethylbenzene		m-/p-Xylenes		o-Xylene	
Blanks (ug/m³)	IRVSEA-2-B-20260218	ND	Pass	ND	Pass	ND	Pass	ND	Pass	ND	Pass
	IRVSEA-8-B-20260218	ND	Pass	0.337	Pass	ND	Pass	ND	Pass	ND	Pass
Duplicates (difference)	IRVSEA-2-D-20260218	7.6%	Pass	8.6%	Pass	ND	Pass	13%	Pass	ND	Pass
	IRVSEA-8-D-20260218	10%	Pass	7.1%	Pass	6.3%	Pass	6.8%	Pass	4.2%	Pass

Enthalpy Analytical

Company: Montrose Air Quality Services, LLC - New Jersey
Job No.: 2026GG105-1 EPA Method 325B Analysis
Client No.: PROJ-050105 Site: Irving Oil - Searsport

Benzene Calibration and Blanks

Sample Code	Data File	Tube ID	Type	RRF	ICAL RRF	Last CCV RRF	RRF Change	ISTD Change vs ICal	ISTD Change vs Concal	Pass/ Fail	Flags
M325B CCV 5	F2601478.D	C55736	Cal	0.953	0.904	0.953	5.4%	-28%		Pass	
2026GG105 Method Blank 1	F2601479.D	C70565	Blank		0.904	0.953			0%	Pass	ND
M325B CCV 5	F2601492.D	C33758	Check	0.944	0.904	0.953	4.5%		-3.2%	Pass	
M325B CCV 5	F2601502.D	C55308	Check	0.959	0.904	0.953	6.1%		2.8%	Pass	

Toluene Calibration and Blanks

Sample Code	Data File	Tube ID	Type	RRF	ICAL RRF	Last CCV RRF	RRF Change	ISTD Change vs ICal	ISTD Change vs Concal	Pass/ Fail	Flags
M325B CCV 5	F2601478.D	C55736	Cal	1.131	1.091	1.131	3.7%	-33%		Pass	
2026GG105 Method Blank 1	F2601479.D	C70565	Blank		1.091	1.131			1.9%	Pass	ND
M325B CCV 5	F2601492.D	C33758	Check	1.177	1.091	1.131	7.9%		-3.3%	Pass	
M325B CCV 5	F2601502.D	C55308	Check	1.174	1.091	1.131	7.6%		6.5%	Pass	

Ethylbenzene Calibration and Blanks

Sample Code	Data File	Tube ID	Type	RRF	ICAL RRF	Last CCV RRF	RRF Change	ISTD Change vs ICal	ISTD Change vs Concal	Pass/ Fail	Flags
M325B CCV 5	F2601478.D	C55736	Cal	1.214	1.150	1.214	5.5%	-33%		Pass	
2026GG105 Method Blank 1	F2601479.D	C70565	Blank		1.150	1.214			1.9%	Pass	ND
M325B CCV 5	F2601492.D	C33758	Check	1.227	1.150	1.214	6.7%		-3.3%	Pass	
M325B CCV 5	F2601502.D	C55308	Check	1.277	1.150	1.214	11%		6.5%	Pass	

m-/p-Xylenes Calibration and Blanks

Sample Code	Data File	Tube ID	Type	RRF	ICAL RRF	Last CCV RRF	RRF Change	ISTD Change vs ICal	ISTD Change vs Concal	Pass/ Fail	Flags
M325B CCV 5	F2601478.D	C55736	Cal	0.927	0.940	0.927	-1.4%	-33%		Pass	
2026GG105 Method Blank 1	F2601479.D	C70565	Blank		0.940	0.927			1.9%	Pass	ND
M325B CCV 5	F2601492.D	C33758	Check	0.922	0.940	0.927	-1.9%		-3.3%	Pass	
M325B CCV 5	F2601502.D	C55308	Check	0.987	0.940	0.927	5.1%		6.5%	Pass	

o-Xylene Calibration and Blanks

Sample Code	Data File	Tube ID	Type	RRF	ICAL RRF	Last CCV RRF	RRF Change	ISTD Change vs ICal	ISTD Change vs Concal	Pass/ Fail	Flags
M325B CCV 5	F2601478.D	C55736	Cal	1.014	0.944	1.014	7.4%	-33%		Pass	
2026GG105 Method Blank 1	F2601479.D	C70565	Blank		0.944	1.014			1.9%	Pass	ND
M325B CCV 5	F2601492.D	C33758	Check	0.978	0.944	1.014	3.6%		-3.3%	Pass	
M325B CCV 5	F2601502.D	C55308	Check	1.036	0.944	1.014	9.7%		6.5%	Pass	

Chromatograms

Name	2026GG105 Method Blank 1
Comment	C70565
Data File	F2601479.D
Acq. Date-Time	3/5/2026 2:36:13 PM
Acq. Method File	M325B-MTD
Tube Sorbent	Carbopack X
Analyze Quant Version	12.1
Report Quant Version	12.1

Sample Chromatogram

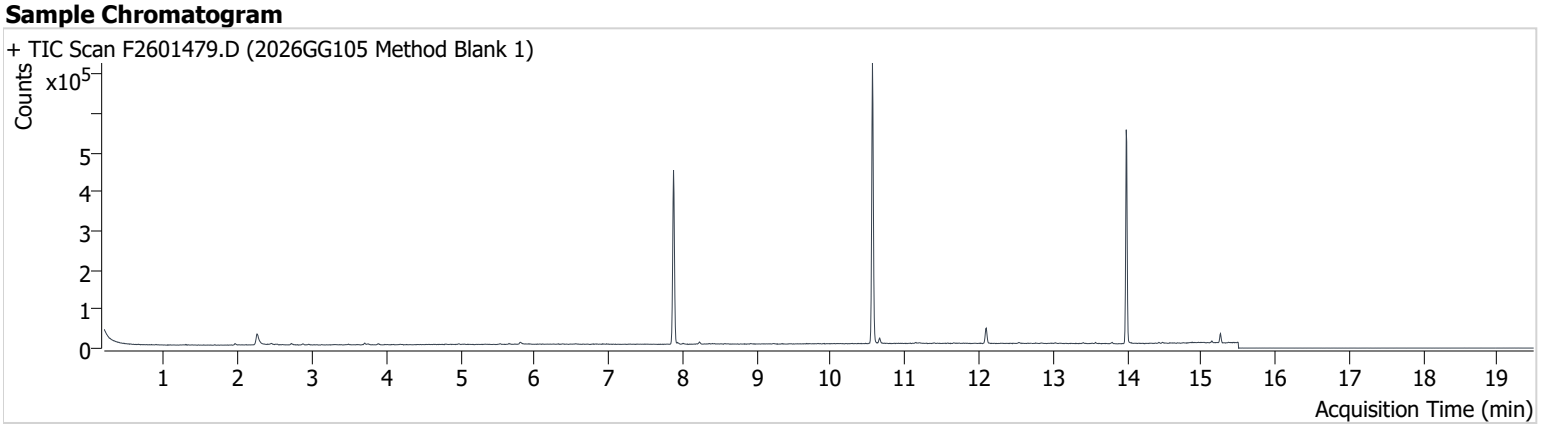

Name	ISTD	RT	ICAL RT	Resp.	Int. Flag
benzene-d6 (IS)		7.877	7.889	387,027	
Benzene	benzene-d6 (IS)	7.932	7.945	2,748	
Toluene-d8 (IS)		10.563	10.569	425,651	
Toluene	Toluene-d8 (IS)	10.661	10.667	8,630	
Ethylbenzene	Toluene-d8 (IS)	12.851	12.851	709	
m-/p-Xylenes	Toluene-d8 (IS)	13.016	13.028	861	
o-Xylene	Toluene-d8 (IS)	13.524	13.530	442	

benzene-d6 (IS)

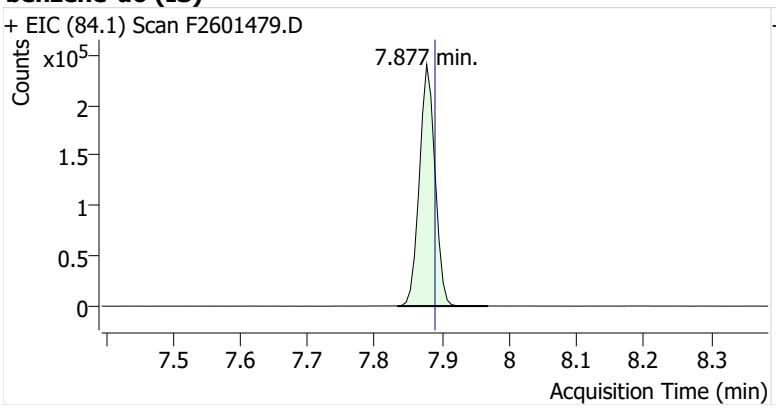

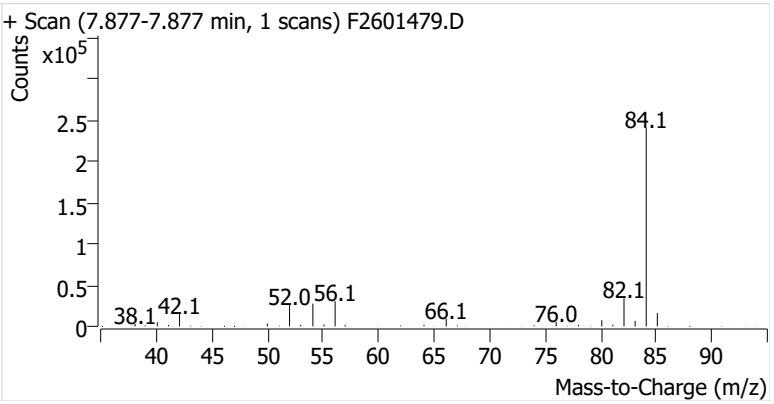

Benzene

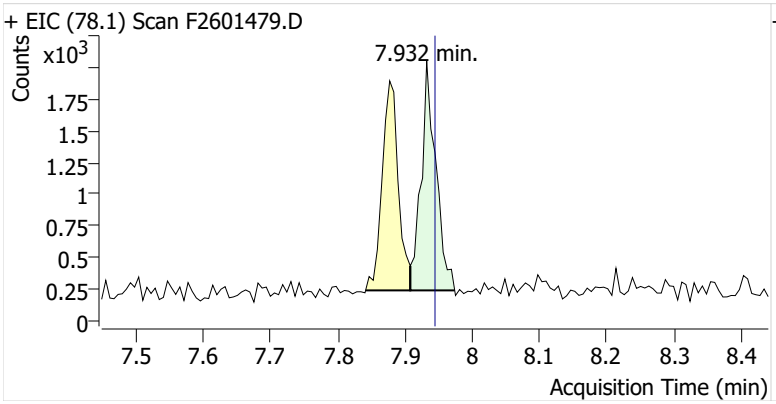

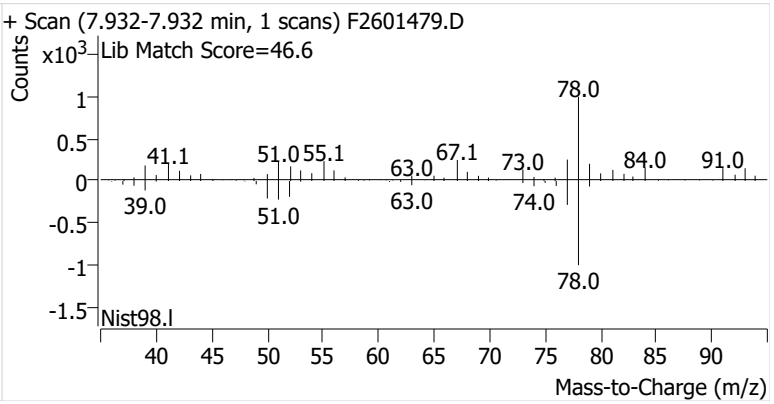

Toluene-d8 (IS)

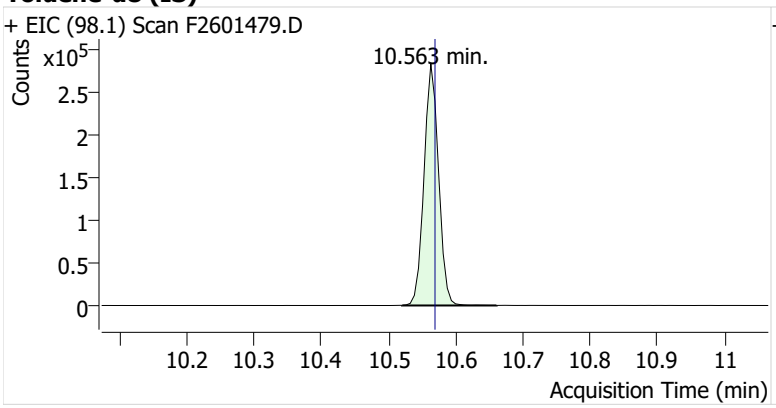

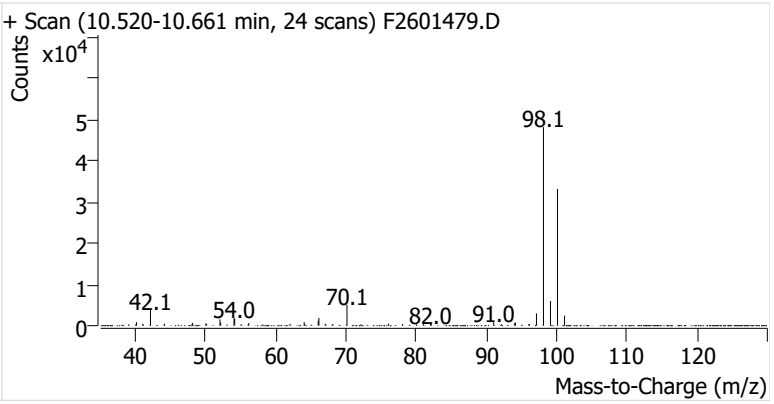

Toluene

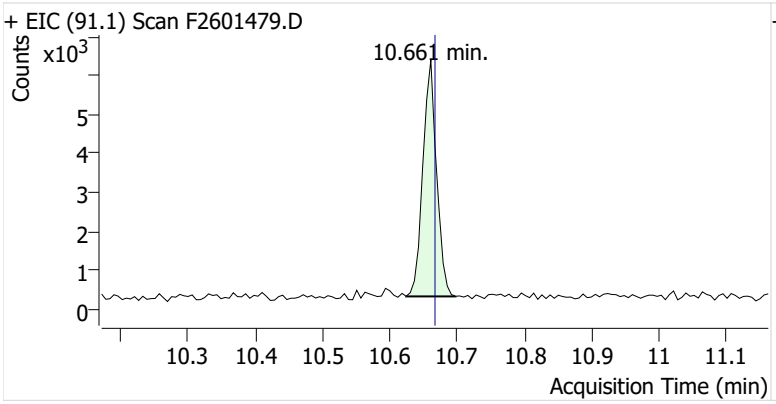

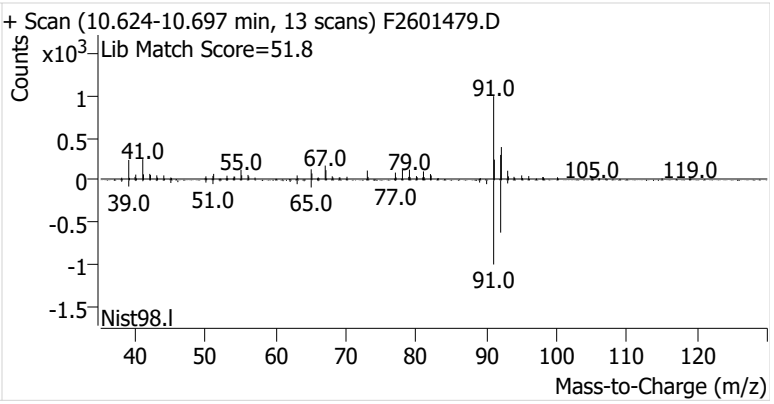

Ethylbenzene

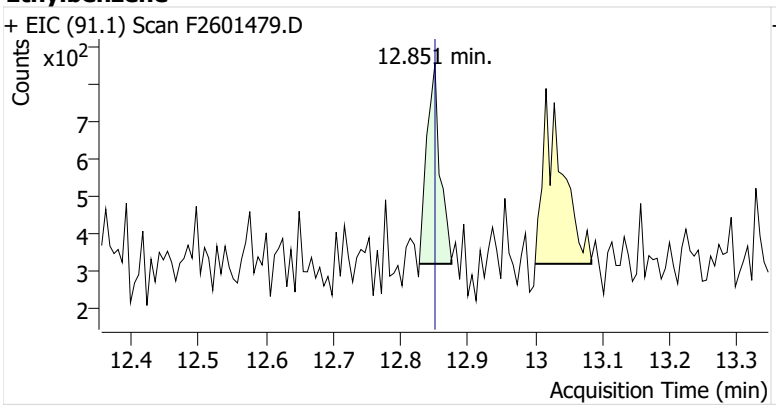

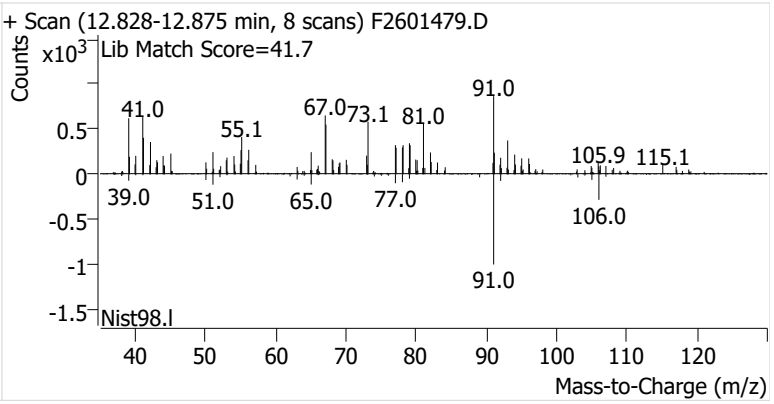

m-/p-Xylenes

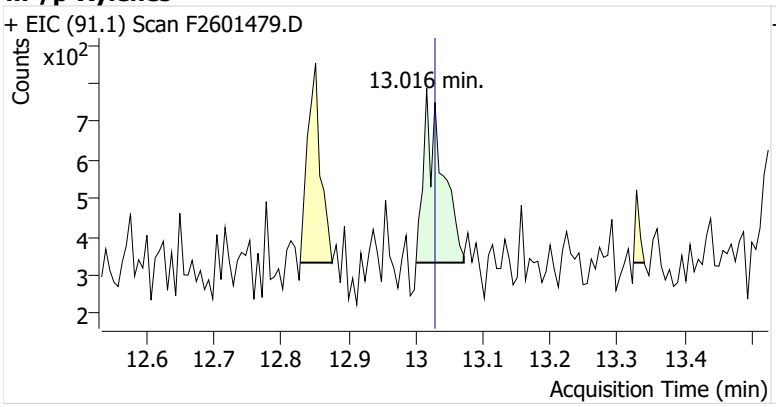

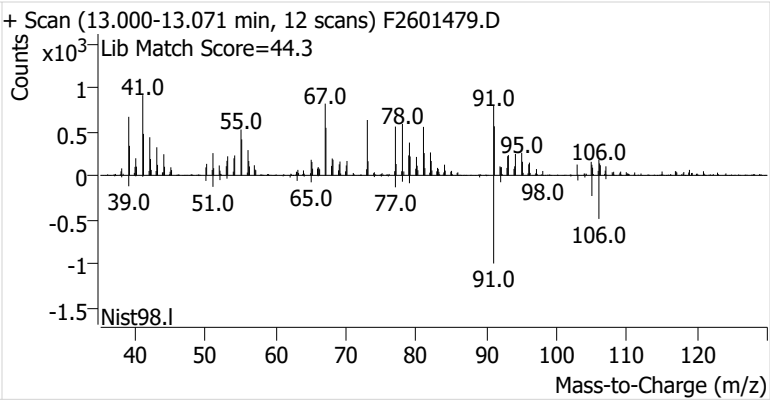

o-Xylene

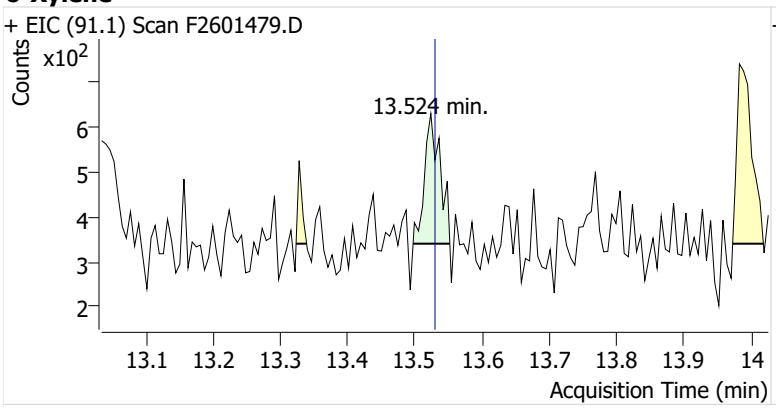
+ EIC (91.1) Scan F2601479.D
Counts
x10^2
13.524 min.
Acquisition Time (min)

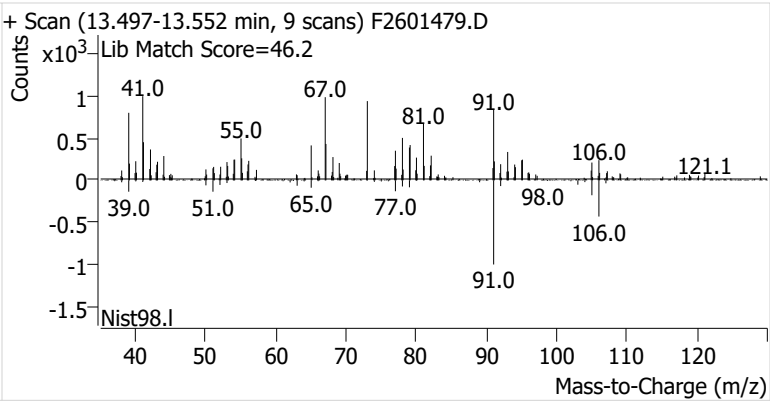
+ Scan (13.497-13.552 min, 9 scans) F2601479.D
Counts
x10^3
Lib Match Score=46.2
41.0
67.0
55.0
81.0
91.0
106.0
121.1
39.0
51.0
65.0
77.0
98.0
106.0
91.0
Nist98.l
Mass-to-Charge (m/z)

Name	IRVSEA-2-B-20260218
Comment	C70159
Data File	F2601480.D
Acq. Date-Time	3/5/2026 3:01:27 PM
Acq. Method File	M325B-MTD
Tube Sorbent	Carbopack X
Analyze Quant Version	12.1
Report Quant Version	12.1

Sample Chromatogram

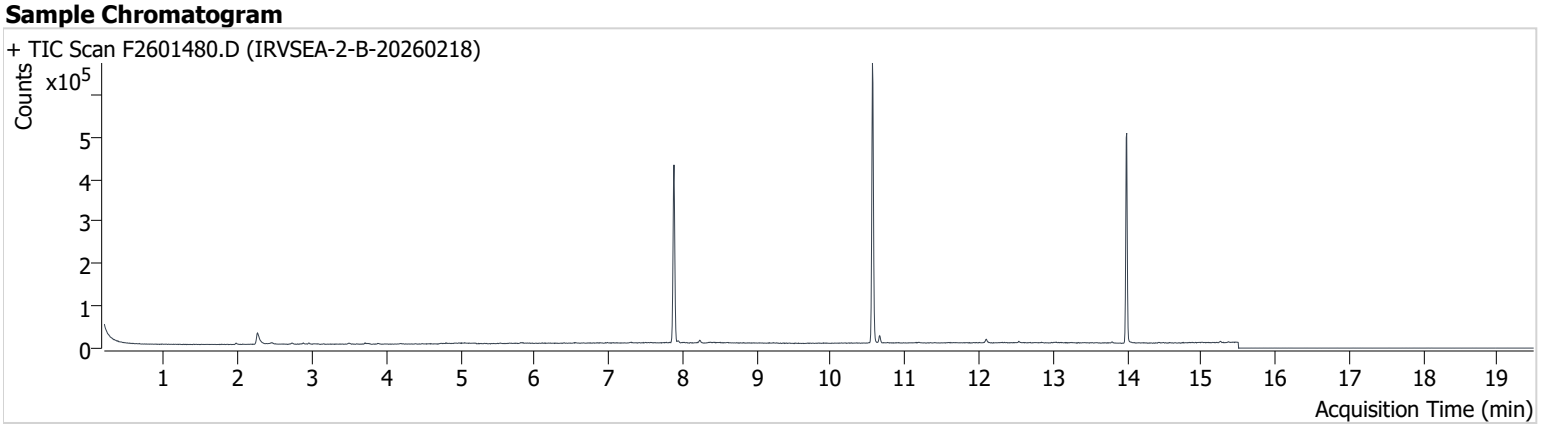

Name	ISTD	RT	ICAL RT	Resp.	Int. Flag
benzene-d6 (IS)		7.883	7.889	370,527	
Benzene	benzene-d6 (IS)	7.938	7.945	3,113	
Toluene-d8 (IS)		10.563	10.569	397,390	
Toluene	Toluene-d8 (IS)	10.661	10.667	11,373	
Ethylbenzene	Toluene-d8 (IS)	12.839	12.851	541	
m-/p-Xylenes	Toluene-d8 (IS)	13.028	13.028	694	m
o-Xylene	Toluene-d8 (IS)	13.536	13.530	175	

benzene-d6 (IS)

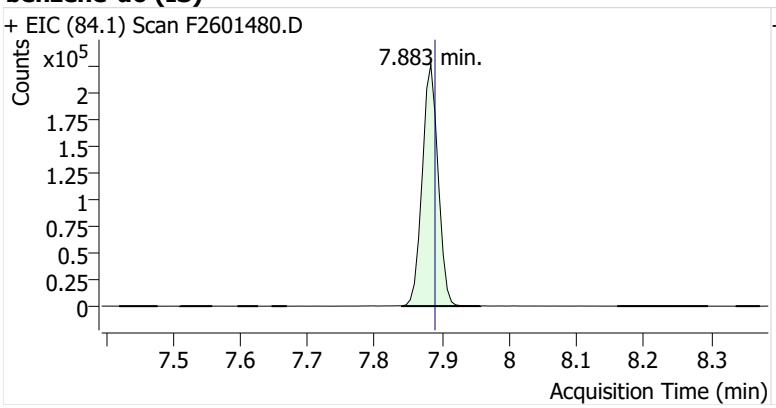

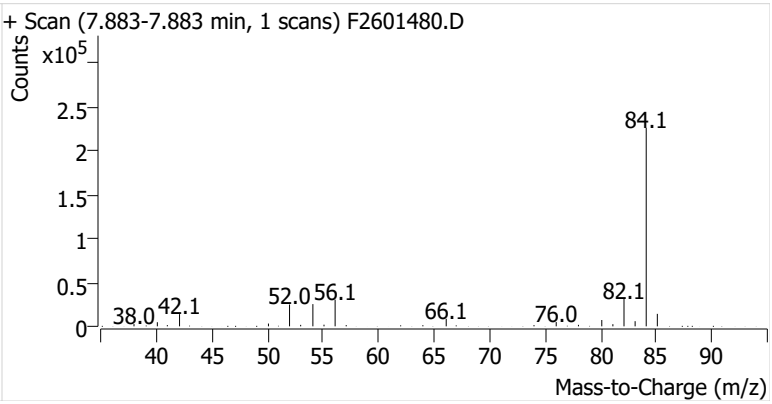

Benzene

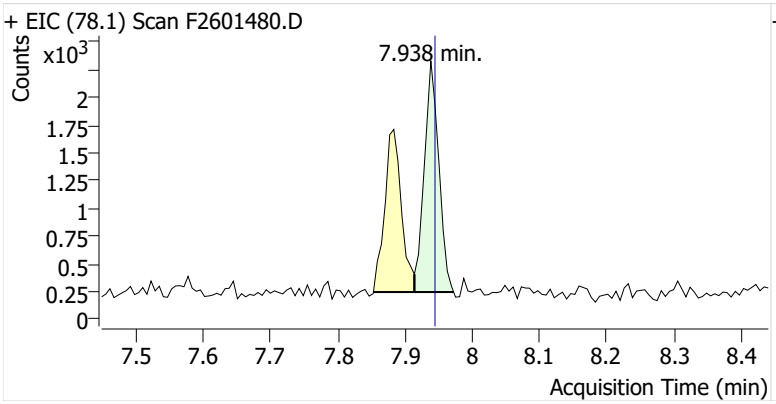

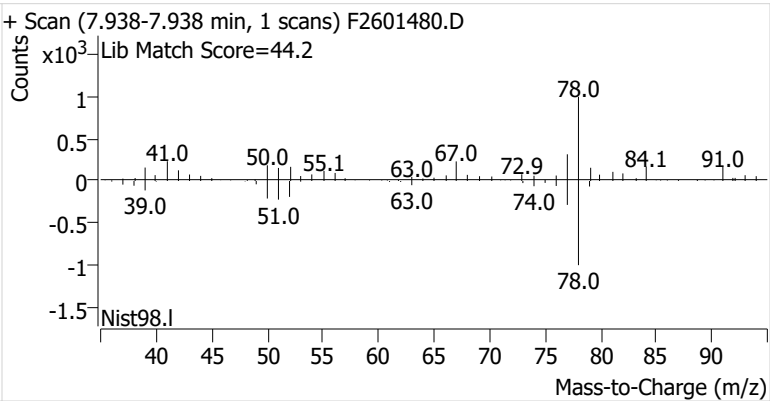

Toluene-d8 (IS)

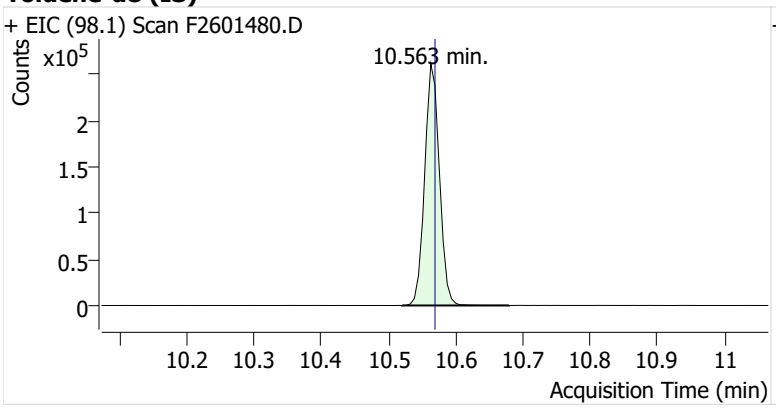

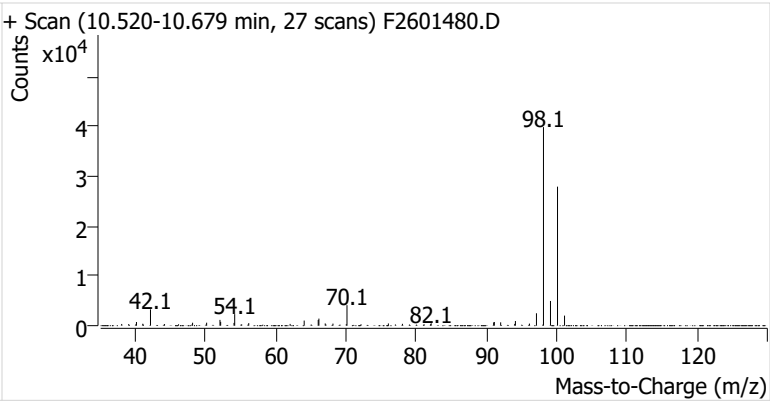

Toluene

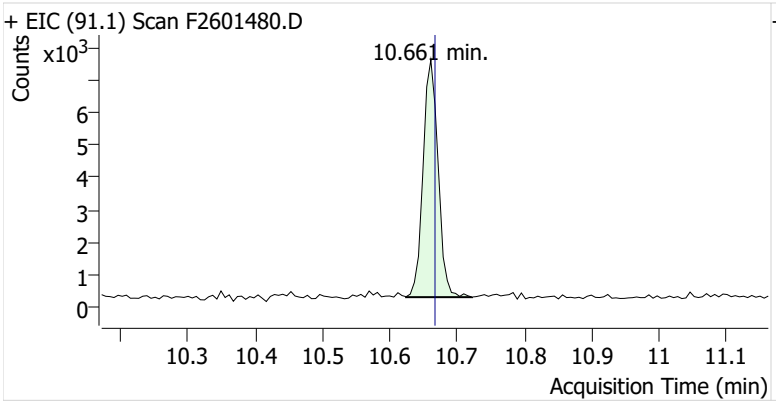

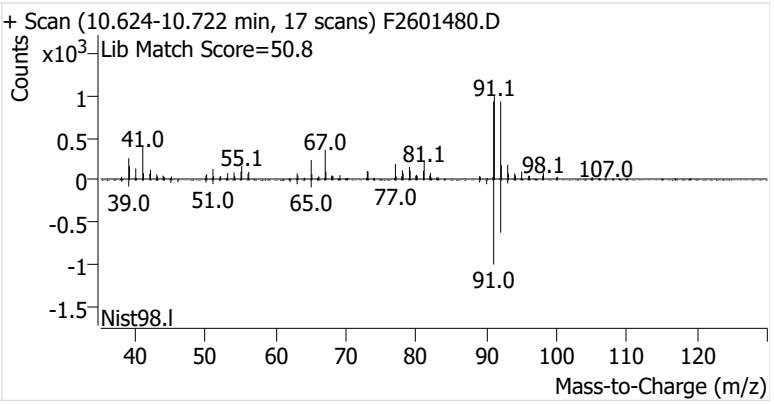

Ethylbenzene

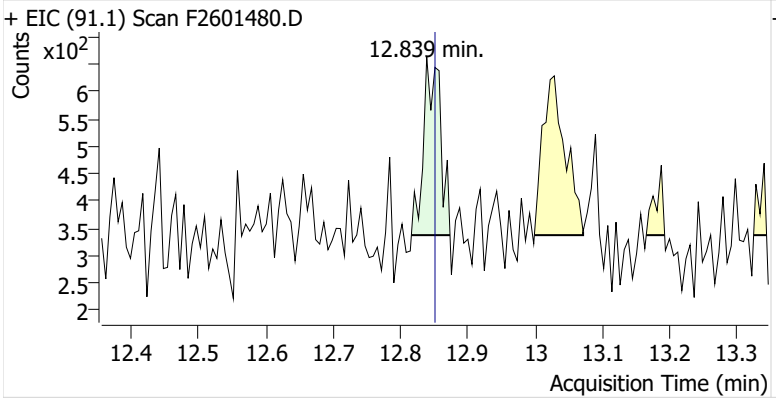

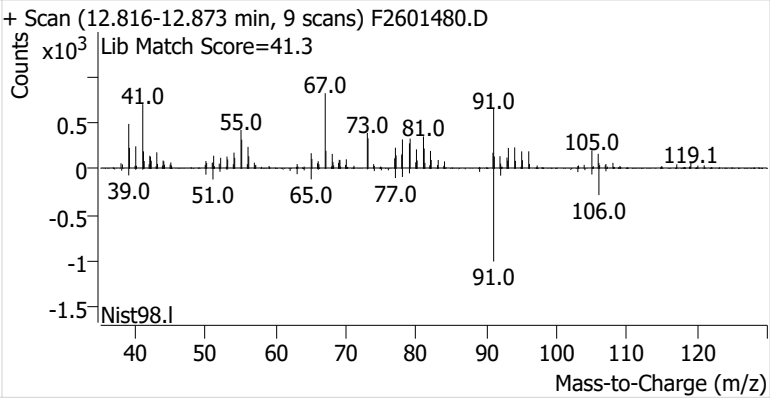

m-/p-Xylenes

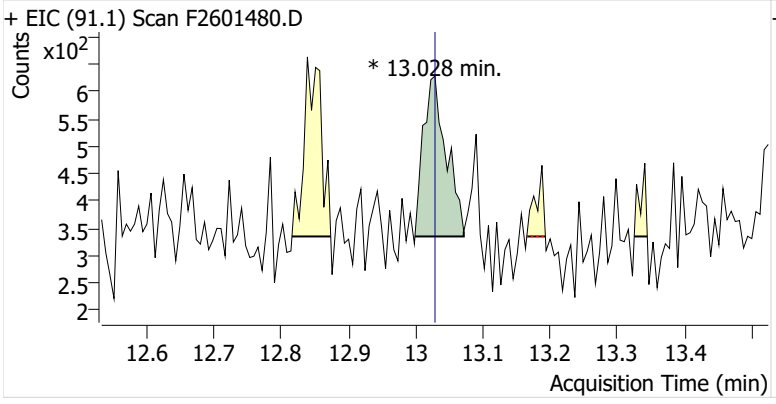

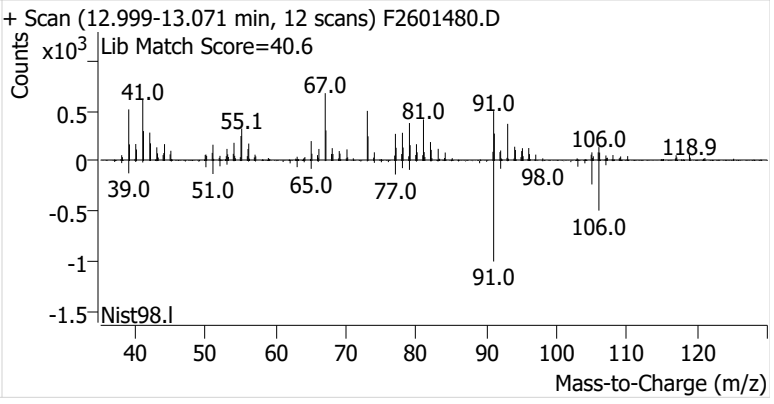

o-Xylene

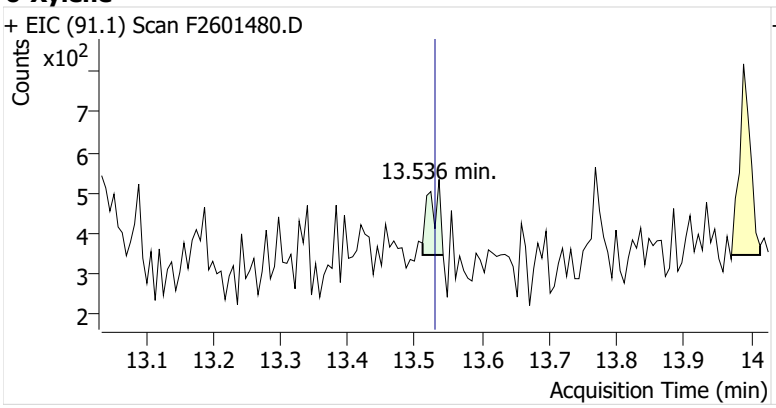
+ EIC (91.1) Scan F2601480.D
Counts
x10^2
13.536 min.
Acquisition Time (min)

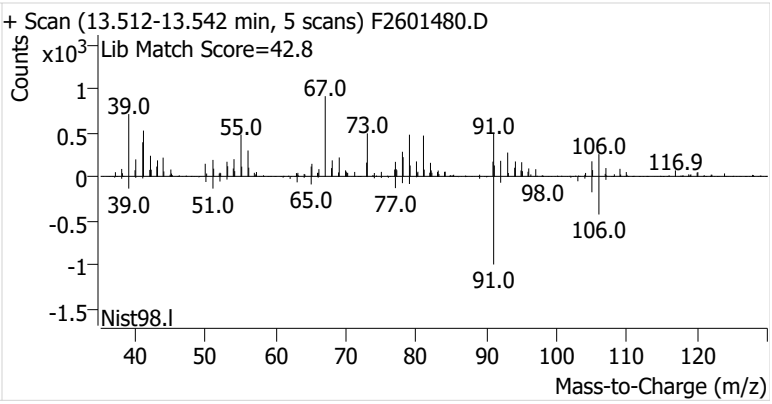
+ Scan (13.512-13.542 min, 5 scans) F2601480.D
Lib Match Score=42.8
Counts
x10^3
Nist98.l
Mass-to-Charge (m/z)

Name	IRVSEA-1-S-20260218
Comment	C24210
Data File	F2601481.D
Acq. Date-Time	3/5/2026 3:26:42 PM
Acq. Method File	M325B-MTD
Tube Sorbent	Carbopack X
Analyze Quant Version	12.1
Report Quant Version	12.1

Sample Chromatogram

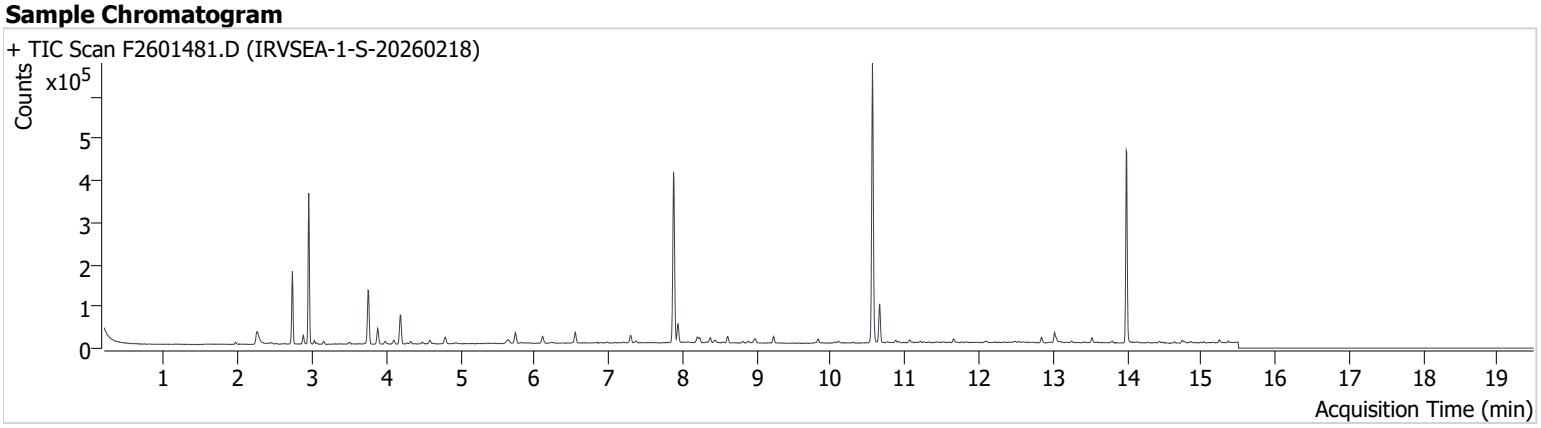

Name	ISTD	RT	ICAL RT	Resp.	Int. Flag
benzene-d6 (IS)		7.877	7.889	363,781	
Benzene	benzene-d6 (IS)	7.938	7.945	37,660	
Toluene-d8 (IS)		10.563	10.569	395,744	
Toluene	Toluene-d8 (IS)	10.661	10.667	59,961	
Ethylbenzene	Toluene-d8 (IS)	12.845	12.851	8,626	
m-/p-Xylenes	Toluene-d8 (IS)	13.022	13.028	17,057	
o-Xylene	Toluene-d8 (IS)	13.530	13.530	7,079	

benzene-d6 (IS)

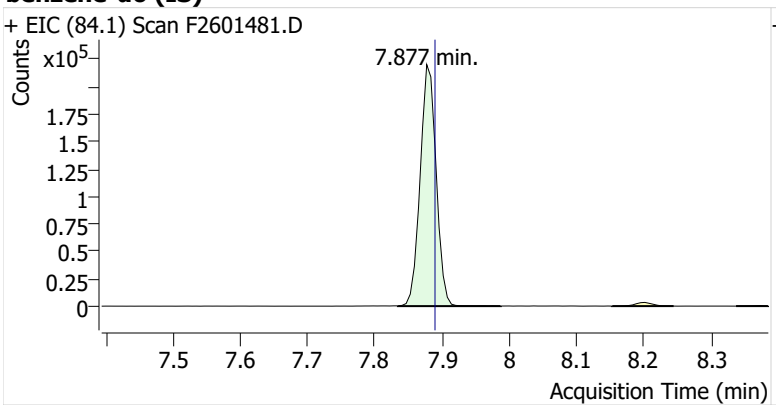

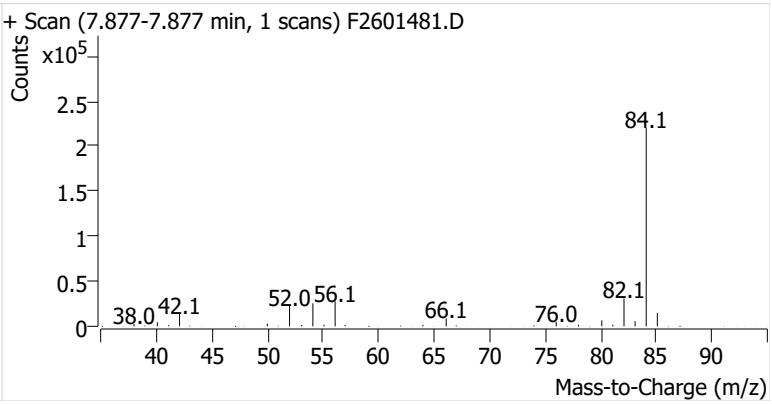

Benzene

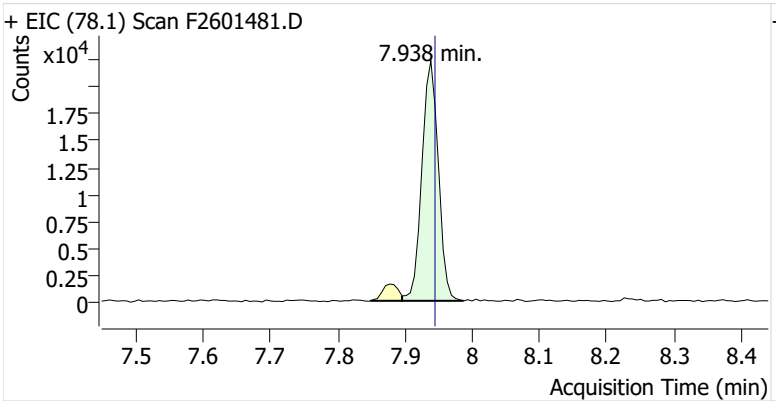

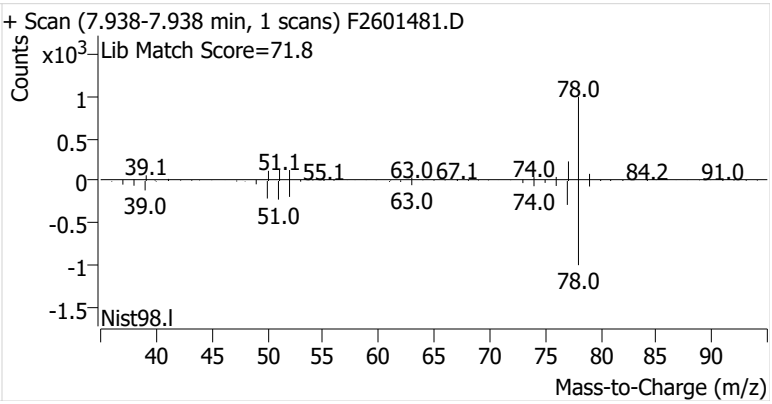

Toluene-d8 (IS)

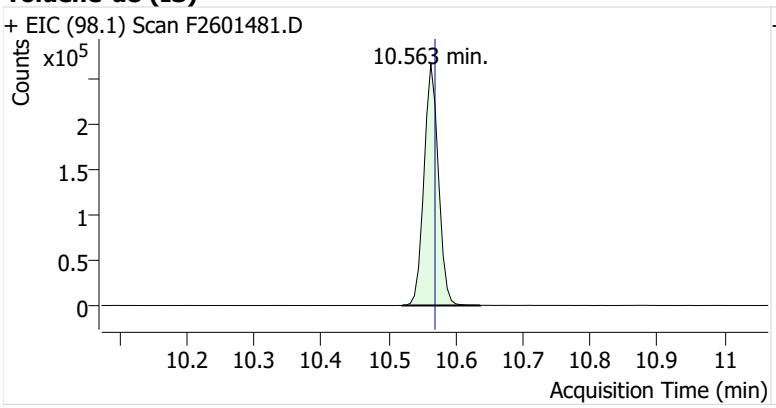

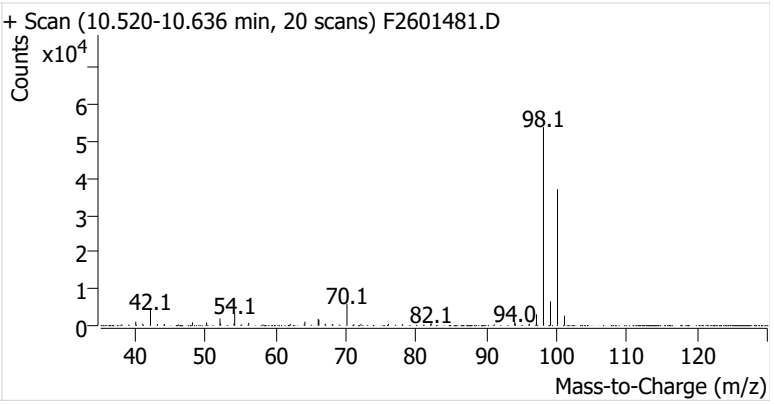

Toluene

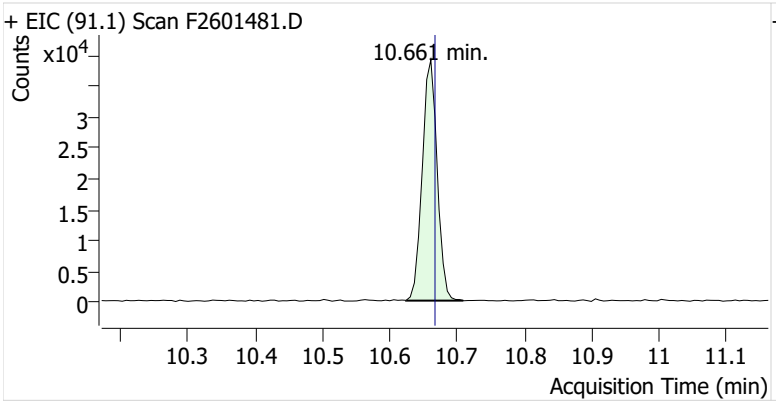

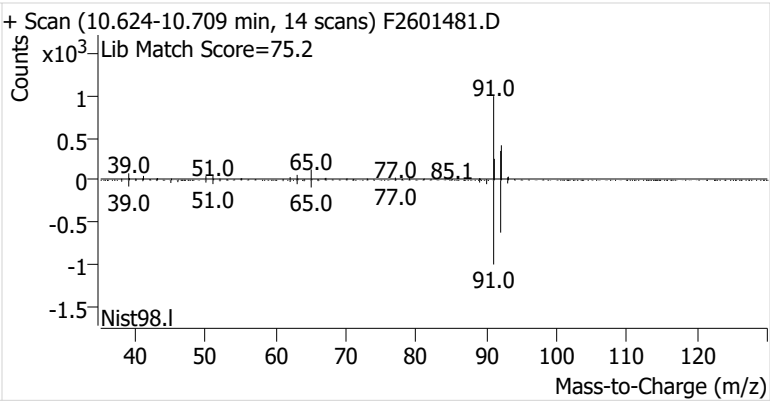

Ethylbenzene

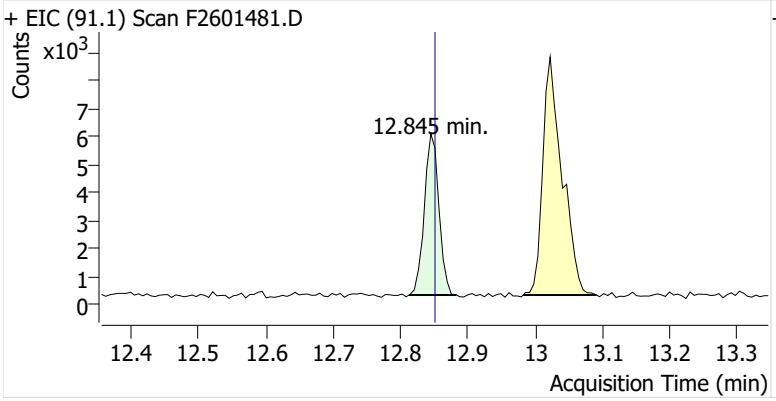

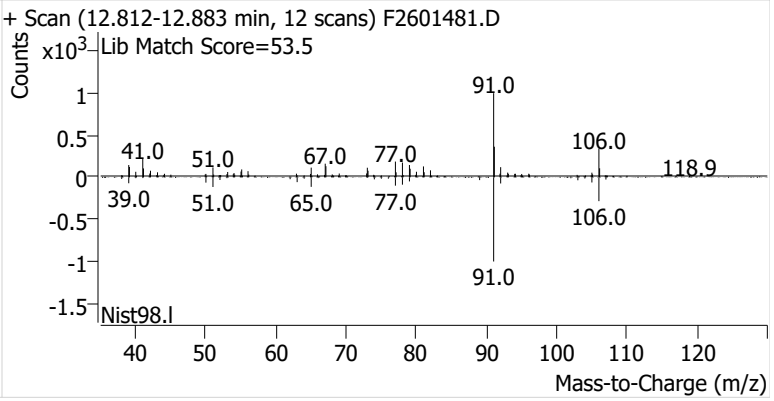

m-/p-Xylenes

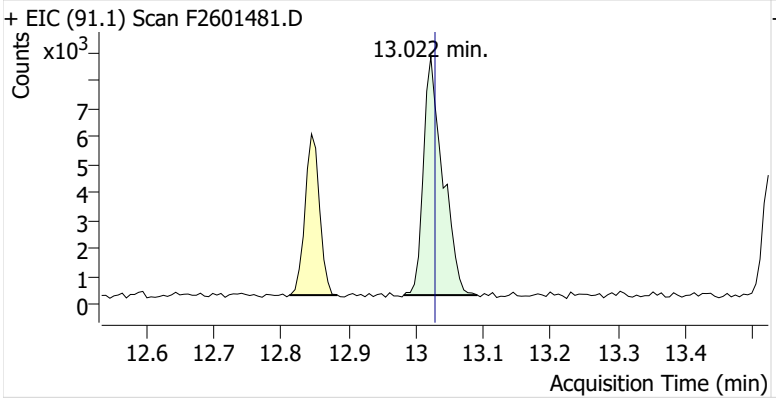

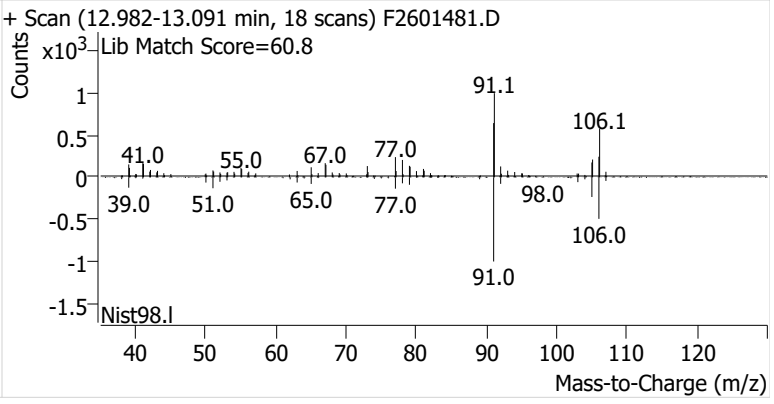

o-Xylene

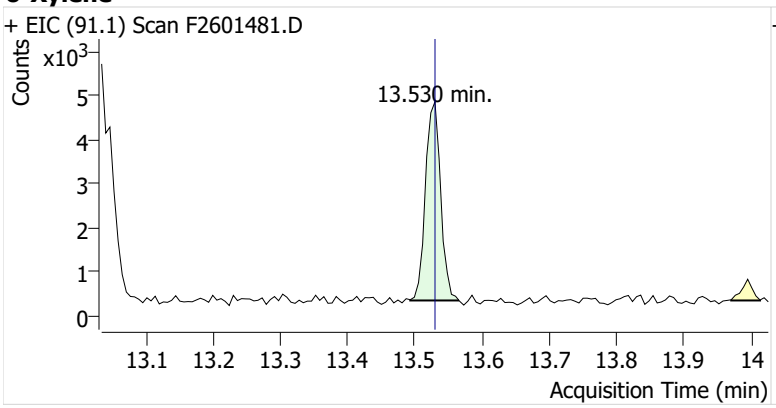
+ EIC (91.1) Scan F2601481.D
Counts
x10^3
13.530 min.
Acquisition Time (min)

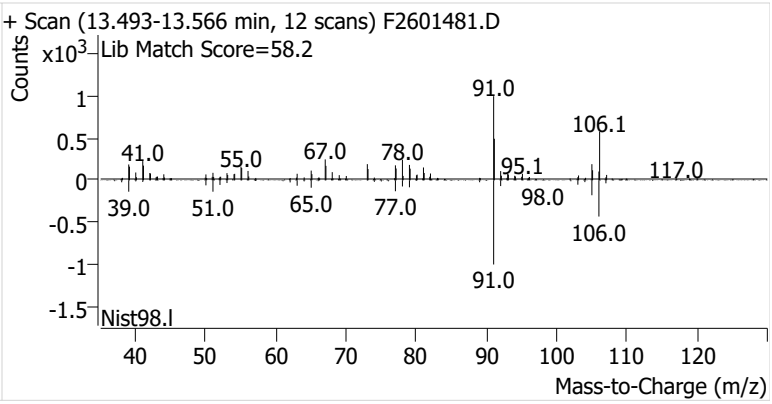
+ Scan (13.493-13.566 min, 12 scans) F2601481.D
Lib Match Score=58.2
Counts
x10^3
91.0
106.1
41.0
55.0
67.0
78.0
95.1
117.0
39.0
51.0
65.0
77.0
98.0
106.0
91.0
Nist98.l
Mass-to-Charge (m/z)

Name	IRVSEA-2-S-20260218
Comment	C60237
Data File	F2601482.D
Acq. Date-Time	3/5/2026 3:51:58 PM
Acq. Method File	M325B-MTD
Tube Sorbent	Carbopack X
Analyze Quant Version	12.1
Report Quant Version	12.1

Sample Chromatogram

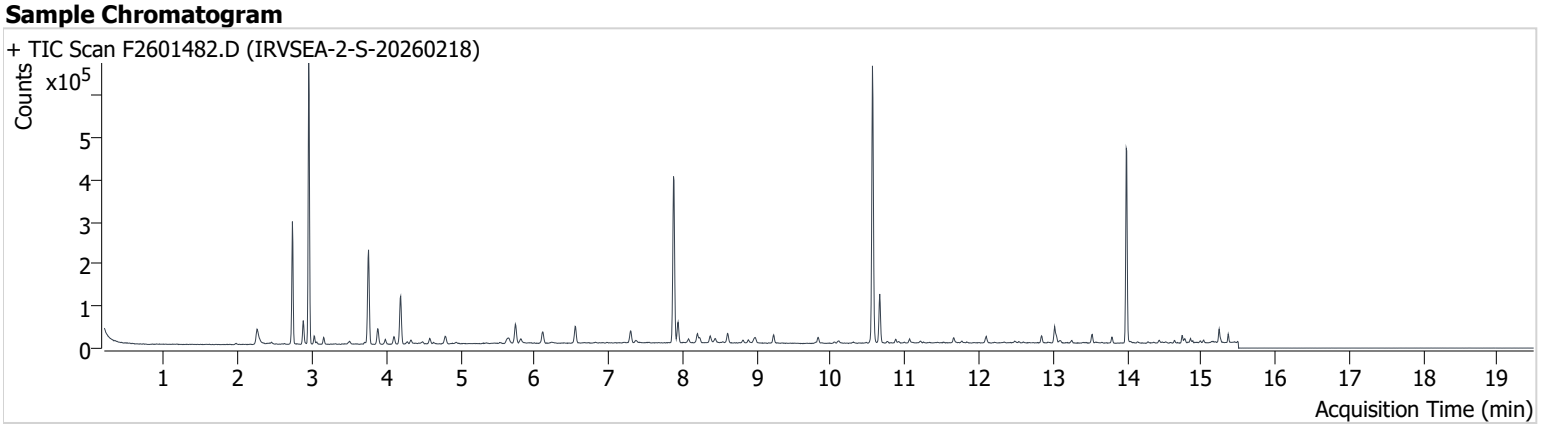

Name	ISTD	RT	ICAL RT	Resp.	Int. Flag
benzene-d6 (IS)		7.877	7.889	356,304	
Benzene	benzene-d6 (IS)	7.939	7.945	40,585	
Toluene-d8 (IS)		10.563	10.569	388,855	
Toluene	Toluene-d8 (IS)	10.661	10.667	71,850	
Ethylbenzene	Toluene-d8 (IS)	12.845	12.851	10,915	
m-/p-Xylenes	Toluene-d8 (IS)	13.022	13.028	27,423	
o-Xylene	Toluene-d8 (IS)	13.530	13.530	11,217	

benzene-d6 (IS)

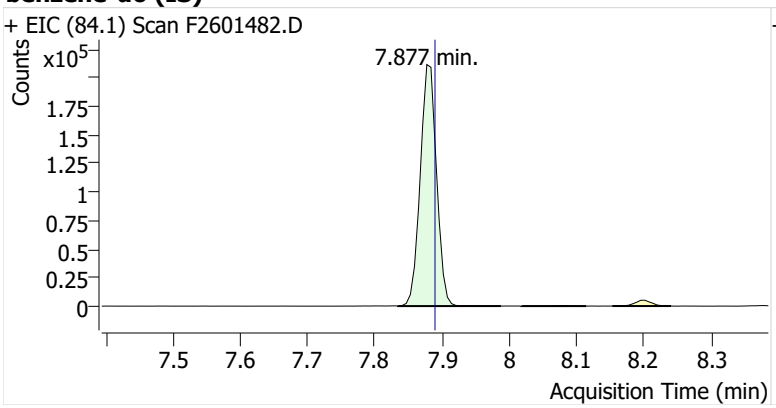

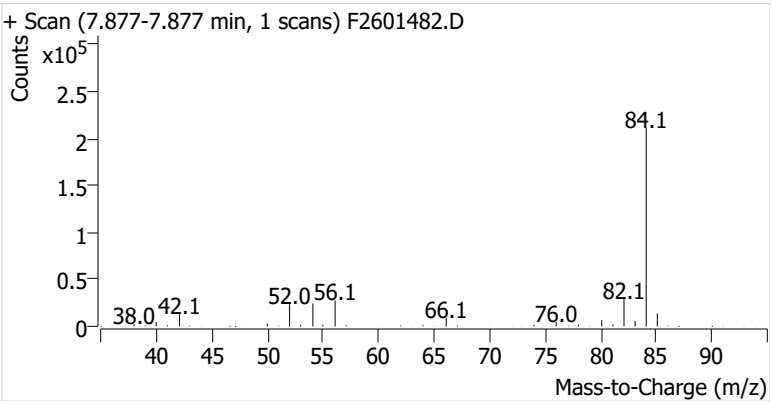

Benzene

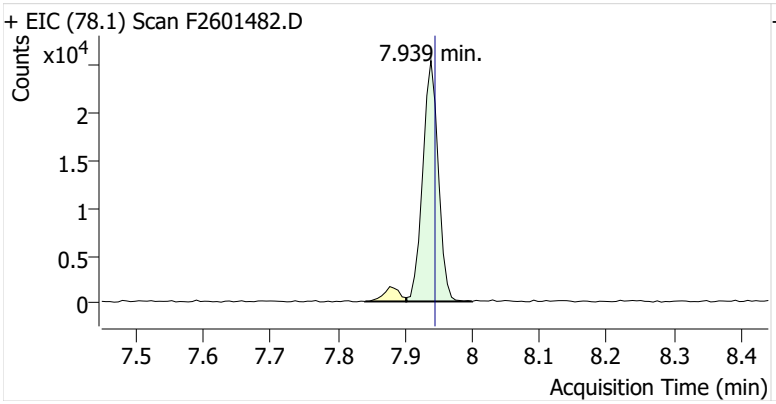

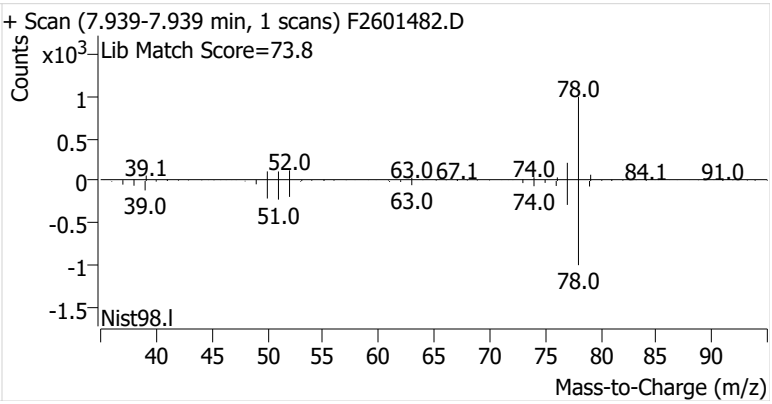

Toluene-d8 (IS)

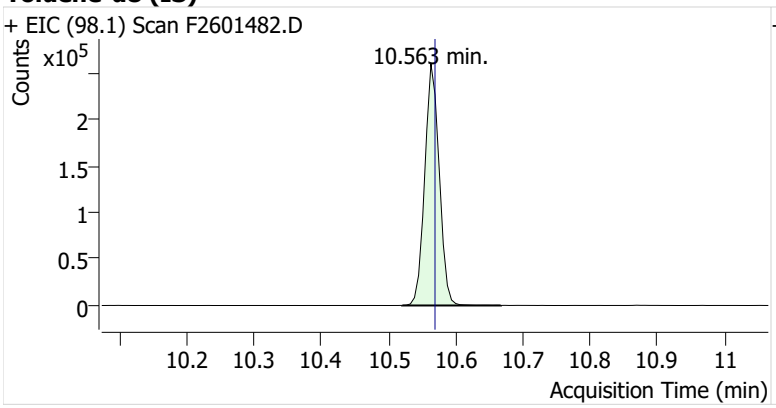

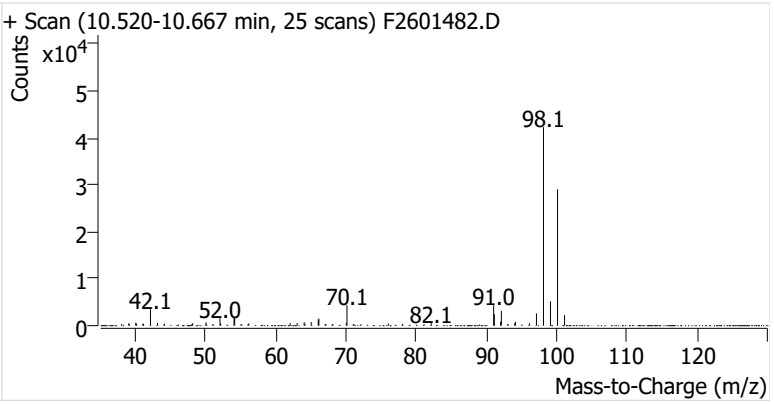

Toluene

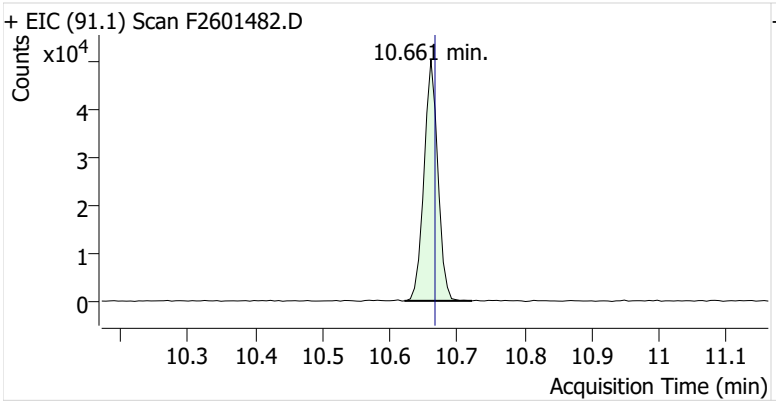

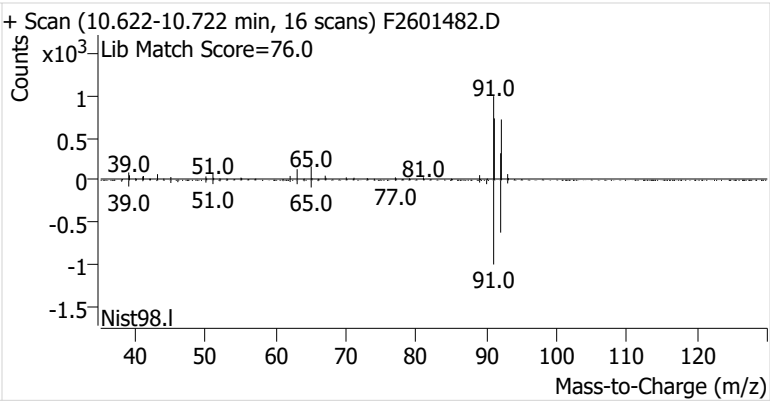

Ethylbenzene

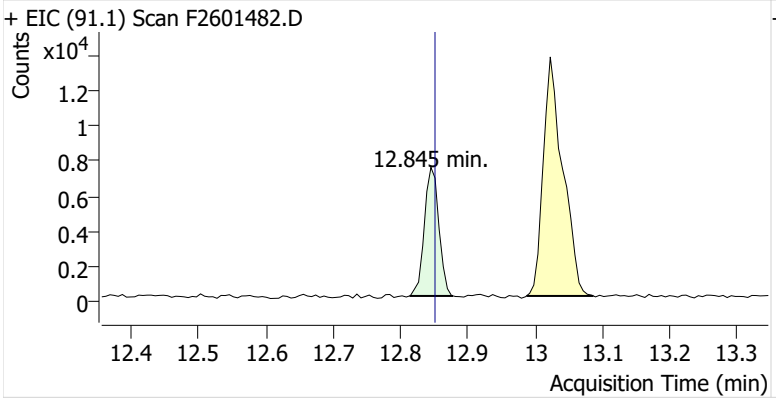

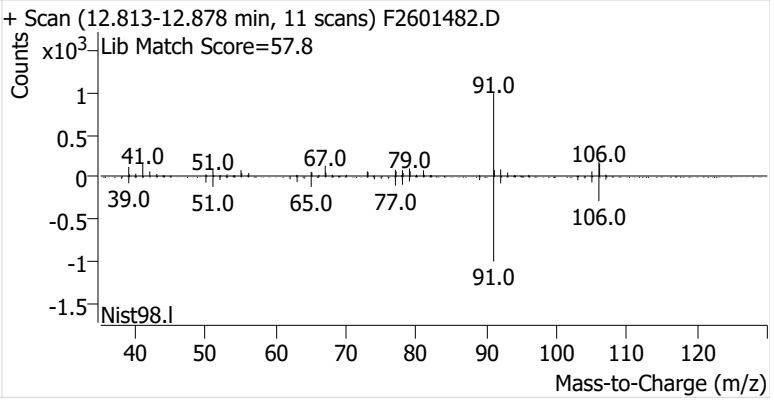

m-/p-Xylenes

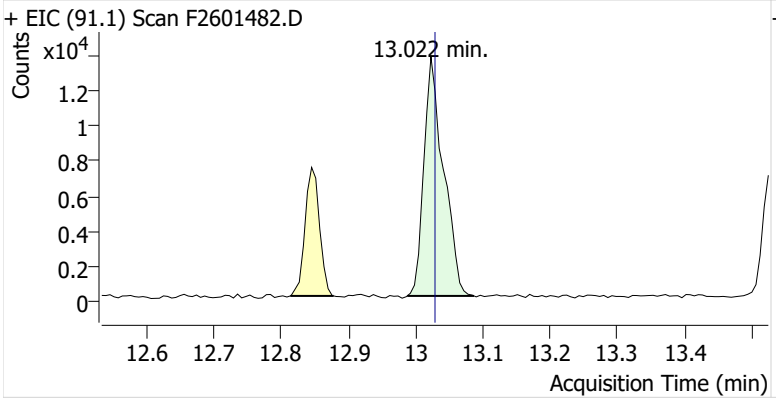

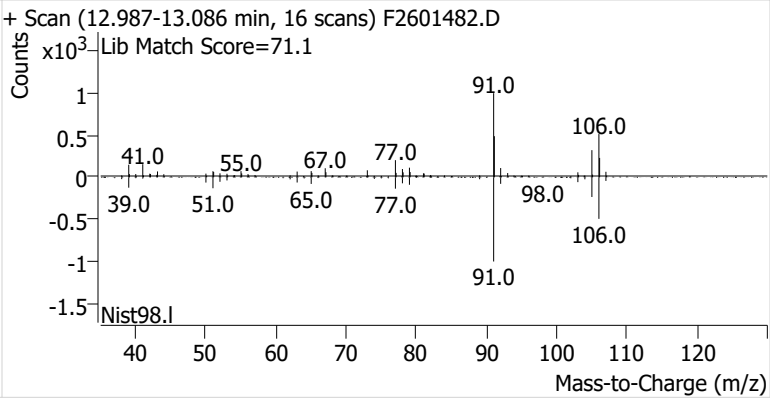

o-Xylene

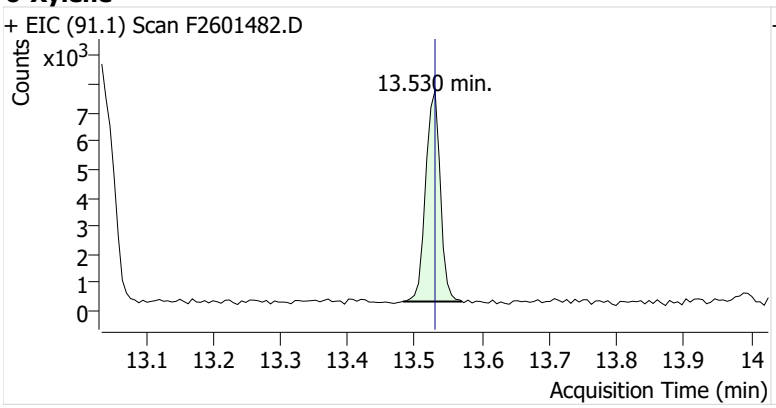
+ EIC (91.1) Scan F2601482.D
Counts
x10^3
13.530 min.
Acquisition Time (min)

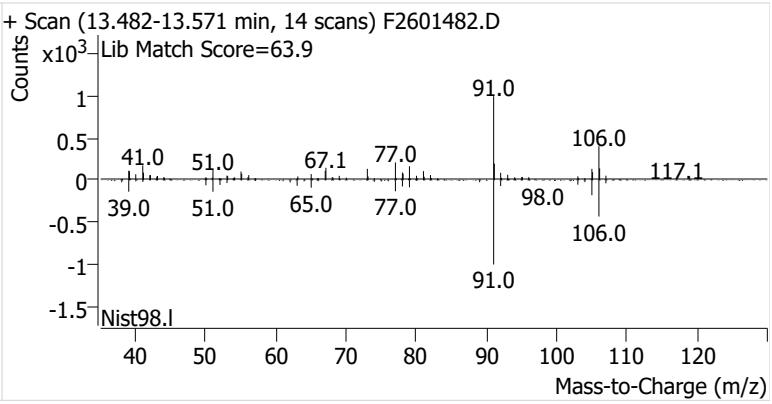
+ Scan (13.482-13.571 min, 14 scans) F2601482.D
Lib Match Score=63.9
Counts
x10^3
91.0
106.0
41.0
51.0
67.1
77.0
117.1
98.0
39.0
51.0
65.0
77.0
106.0
91.0
Nist98.l
Mass-to-Charge (m/z)

Name	IRVSEA-2-D-20260218
Comment	C68629
Data File	F2601483.D
Acq. Date-Time	3/5/2026 4:17:20 PM
Acq. Method File	M325B-MTD
Tube Sorbent	Carbopack X
Analyze Quant Version	12.1
Report Quant Version	12.1

Sample Chromatogram

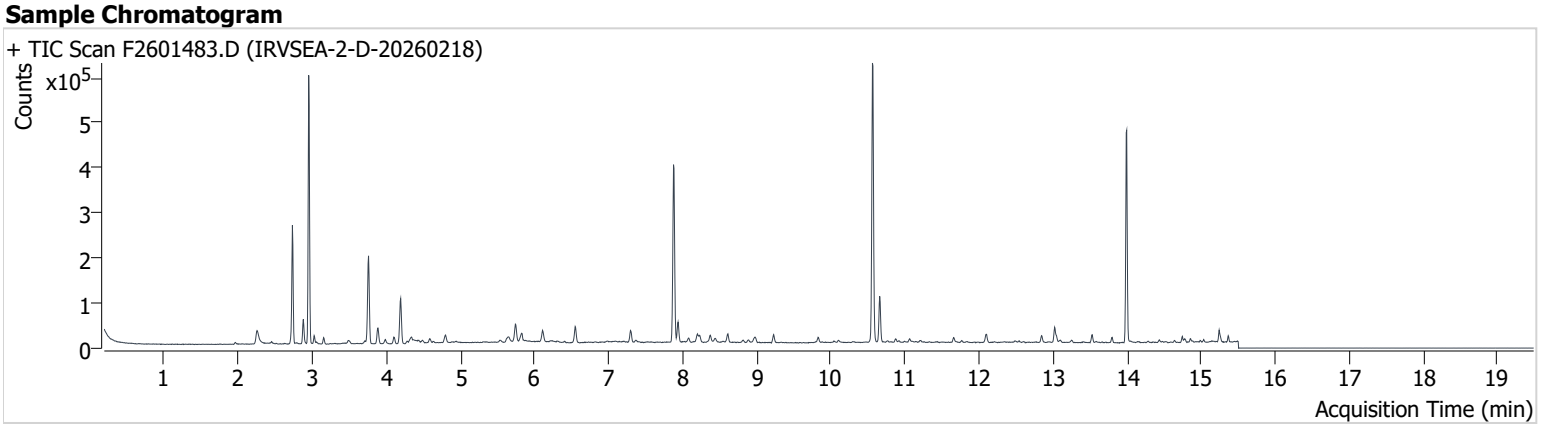

Name	ISTD	RT	ICAL RT	Resp.	Int. Flag
benzene-d6 (IS)		7.877	7.889	353,086	
Benzene	benzene-d6 (IS)	7.938	7.945	37,274	
Toluene-d8 (IS)		10.563	10.569	386,411	
Toluene	Toluene-d8 (IS)	10.661	10.667	65,543	
Ethylbenzene	Toluene-d8 (IS)	12.845	12.851	9,822	
m-/p-Xylenes	Toluene-d8 (IS)	13.022	13.028	23,914	
o-Xylene	Toluene-d8 (IS)	13.530	13.530	9,528	

benzene-d6 (IS)

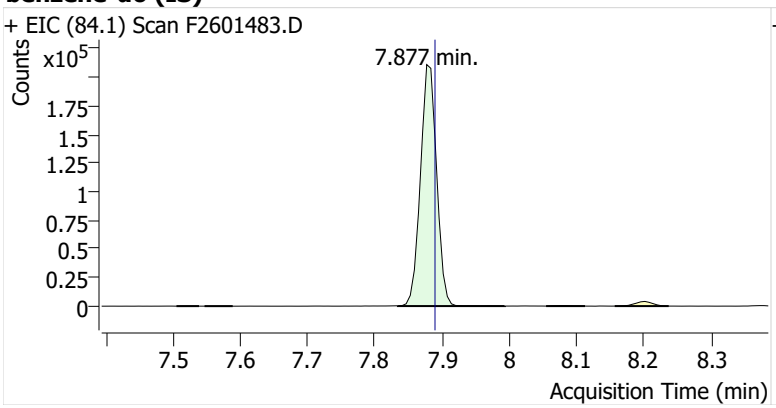

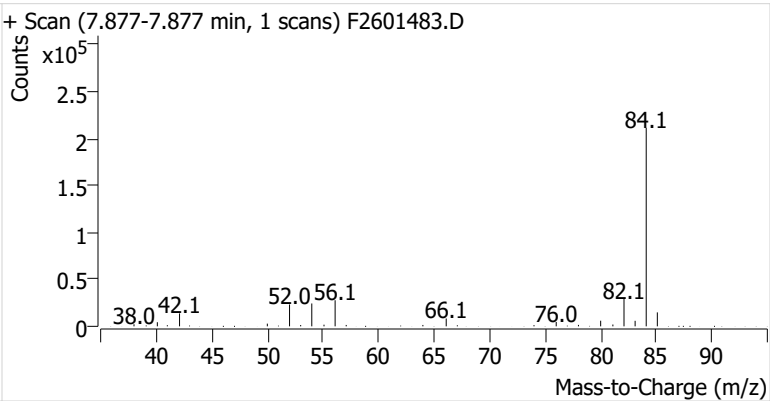

Benzene

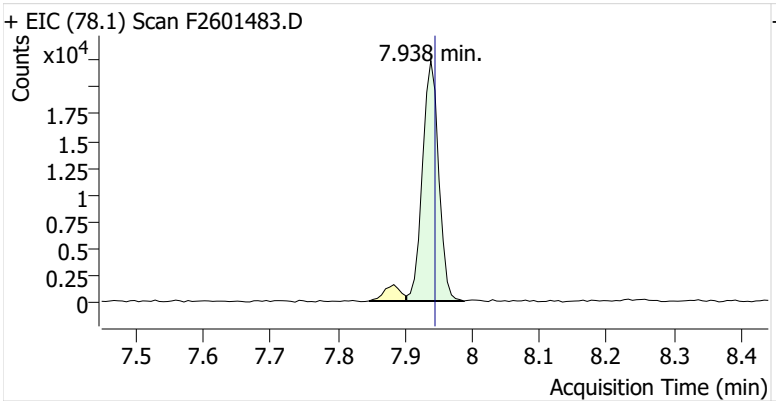

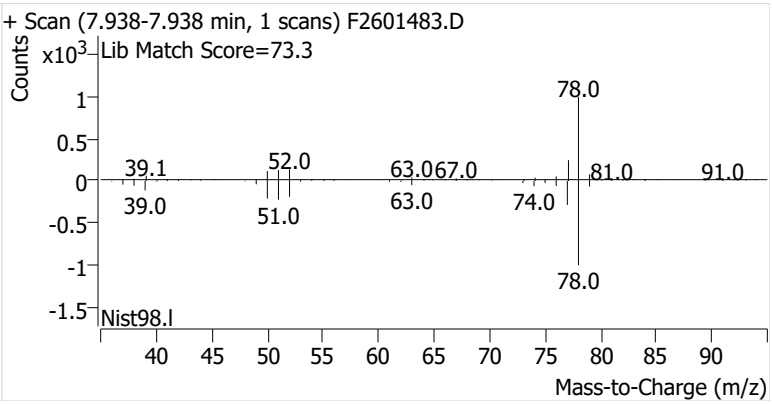

Toluene-d8 (IS)

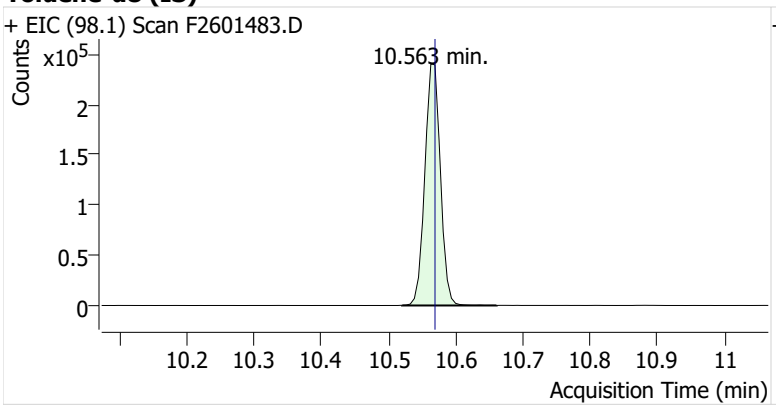

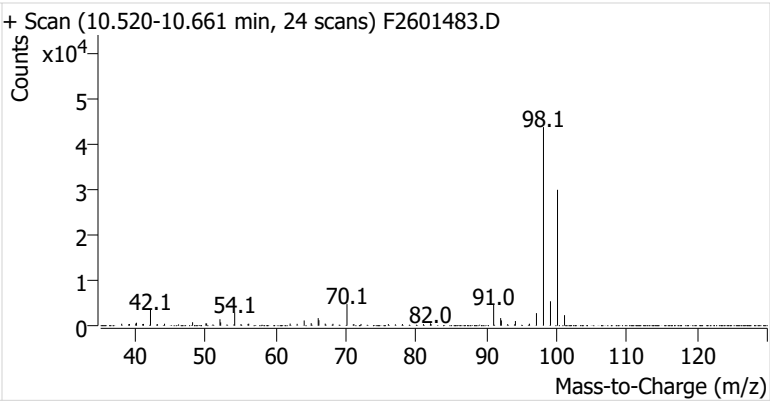

Toluene

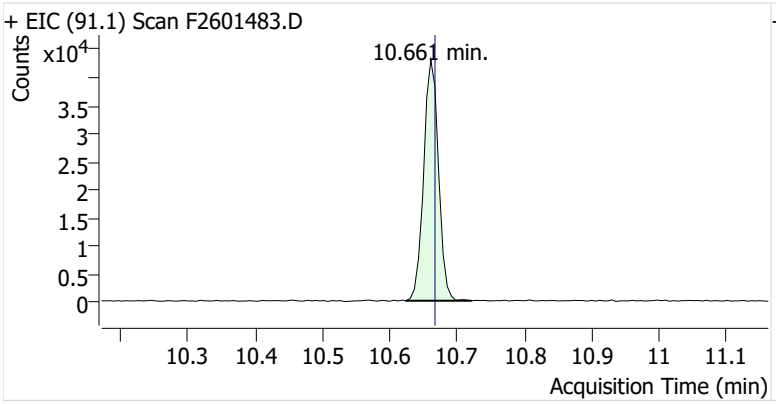

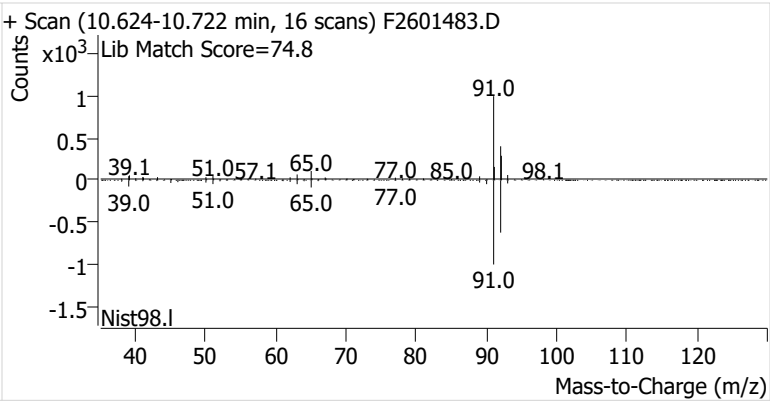

Ethylbenzene

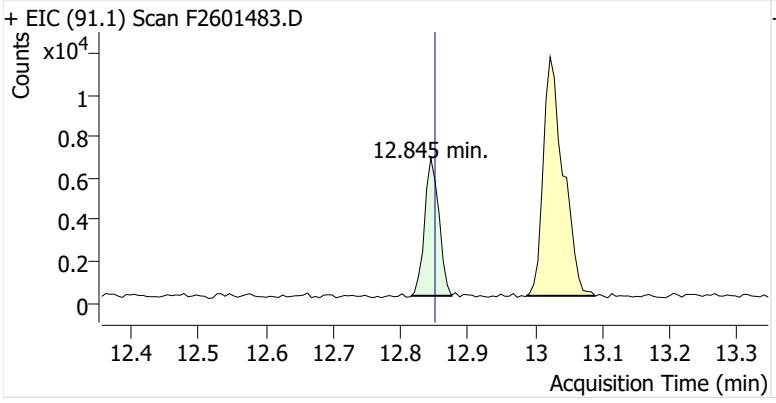

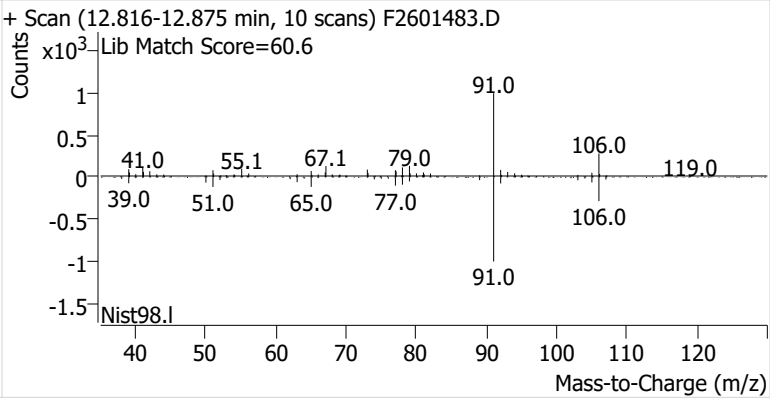

m-/p-Xylenes

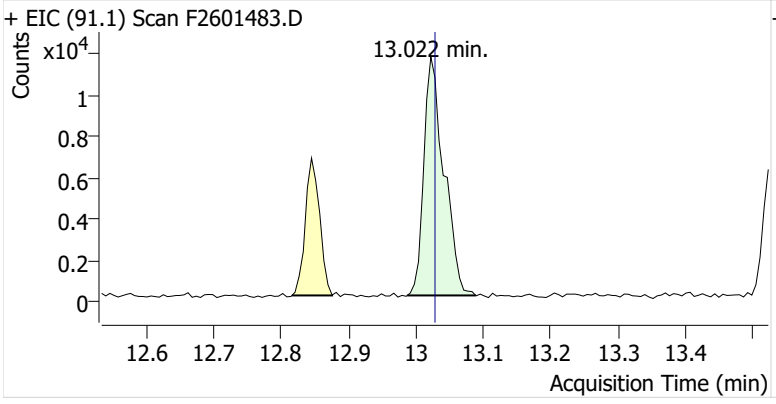

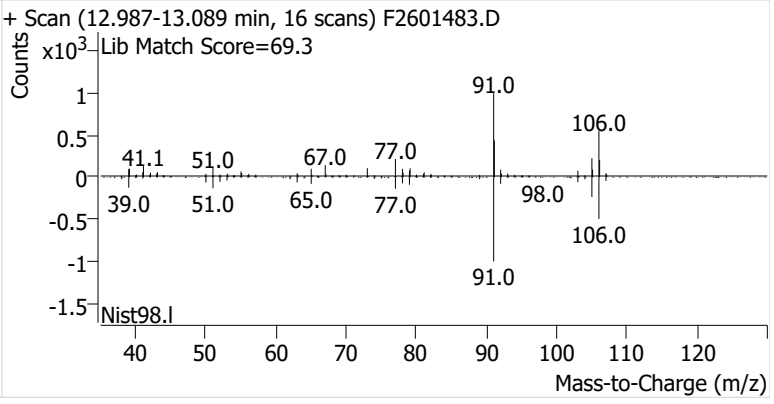

o-Xylene

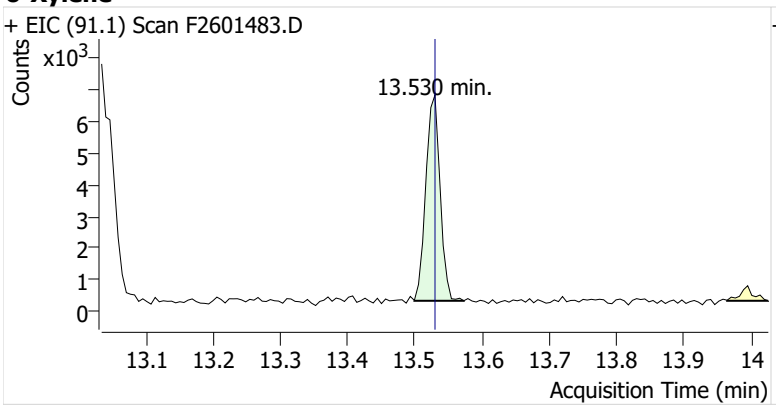
+ EIC (91.1) Scan F2601483.D
Counts
x10^3
13.530 min.
Acquisition Time (min)

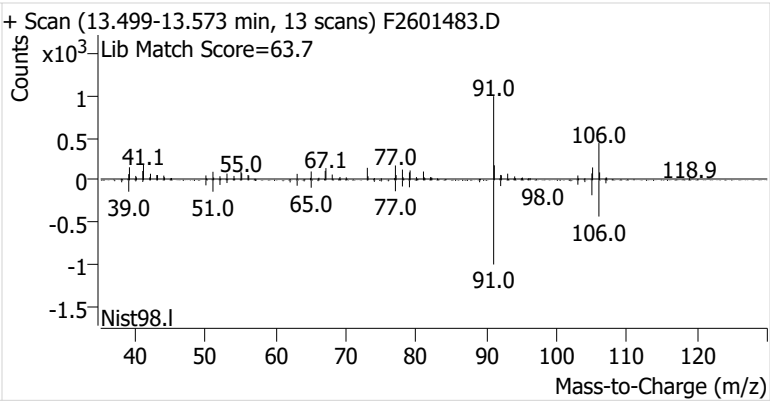
+ Scan (13.499-13.573 min, 13 scans) F2601483.D
Counts
x10^3
Lib Match Score=63.7
91.0
106.0
41.1
55.0
67.1
77.0
118.9
39.0
51.0
65.0
77.0
98.0
106.0
91.0
Nist98.l
Mass-to-Charge (m/z)

Name	IRVSEA-3-S-20260218
Comment	C71471
Data File	F2601484.D
Acq. Date-Time	3/5/2026 4:42:35 PM
Acq. Method File	M325B-MTD
Tube Sorbent	Carbopack X
Analyze Quant Version	12.1
Report Quant Version	12.1

Sample Chromatogram

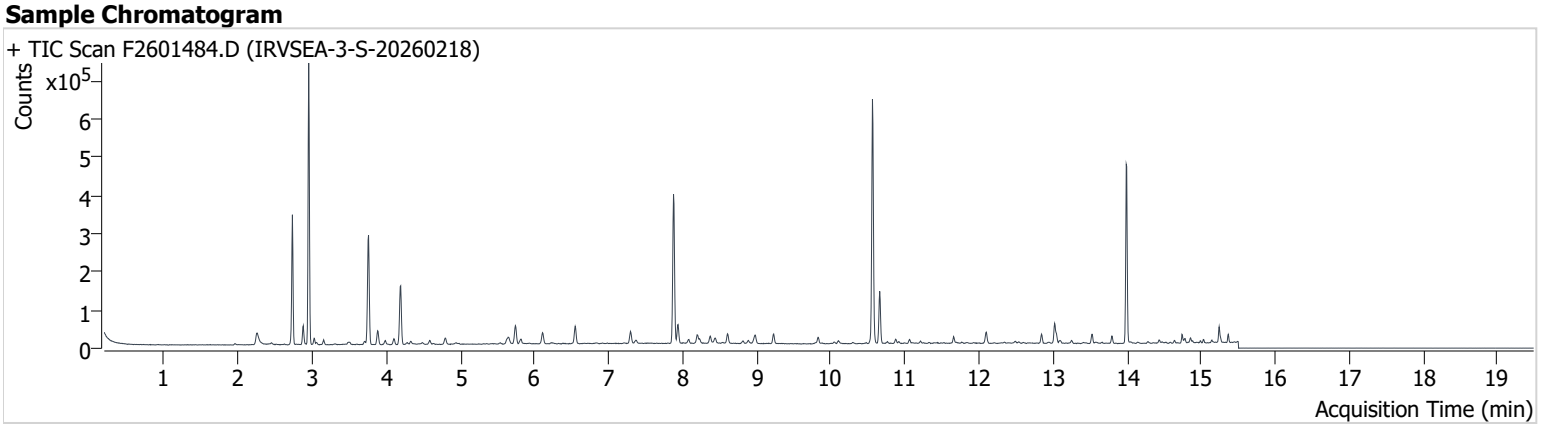

Name	ISTD	RT	ICAL RT	Resp.	Int. Flag
benzene-d6 (IS)		7.877	7.889	350,143	
Benzene	benzene-d6 (IS)	7.938	7.945	42,058	
Toluene-d8 (IS)		10.563	10.569	380,849	
Toluene	Toluene-d8 (IS)	10.661	10.667	85,972	
Ethylbenzene	Toluene-d8 (IS)	12.845	12.851	15,837	
m-/p-Xylenes	Toluene-d8 (IS)	13.022	13.028	38,262	
o-Xylene	Toluene-d8 (IS)	13.530	13.530	13,520	

benzene-d6 (IS)

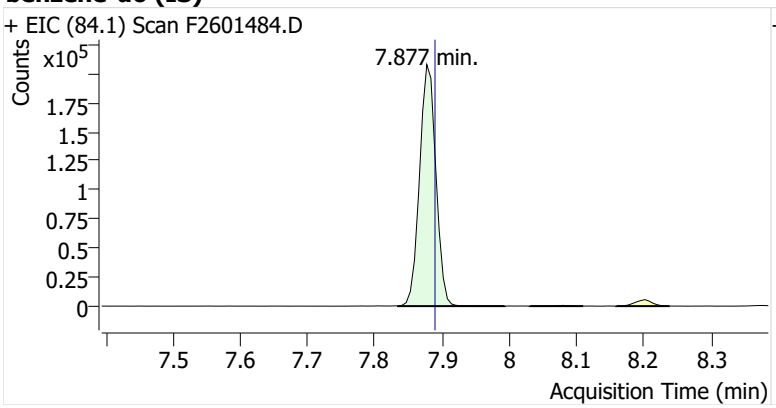

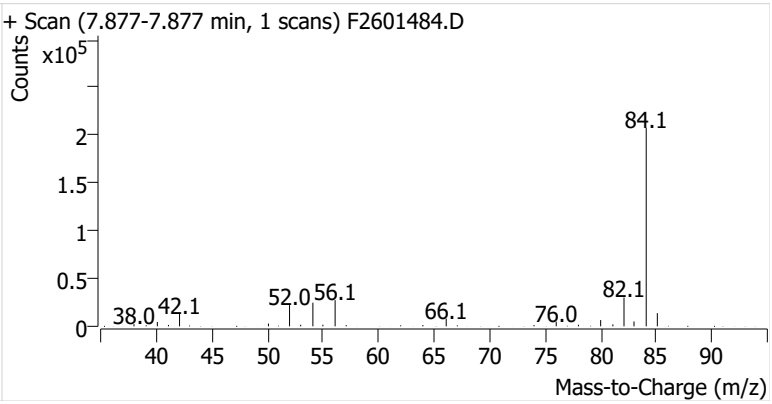

Benzene

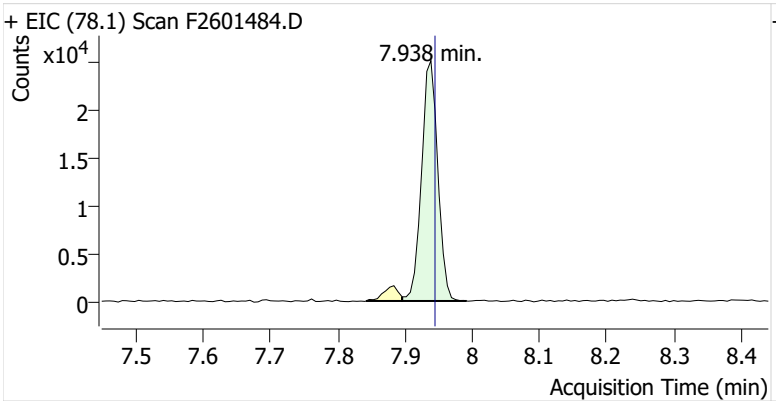

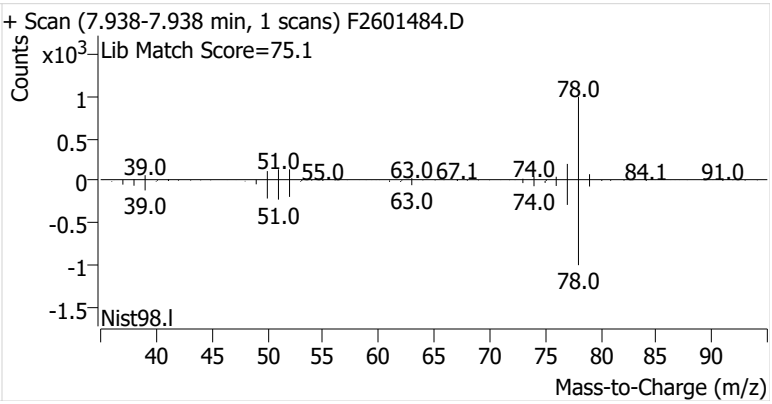

Toluene-d8 (IS)

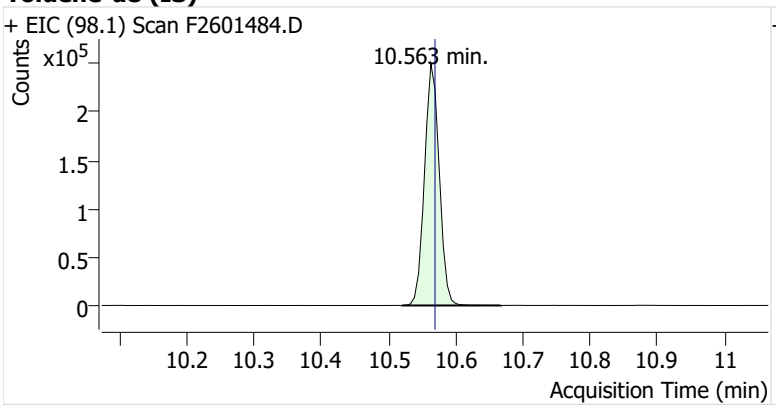

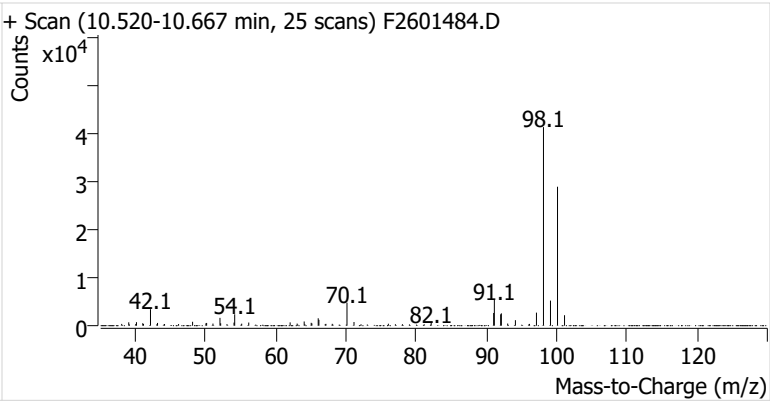

Toluene

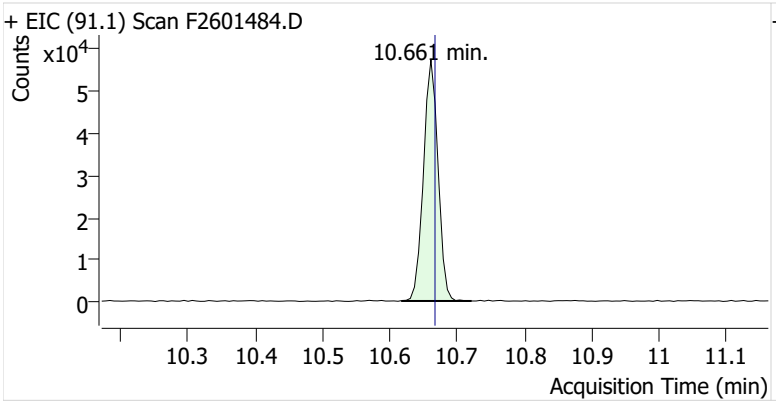

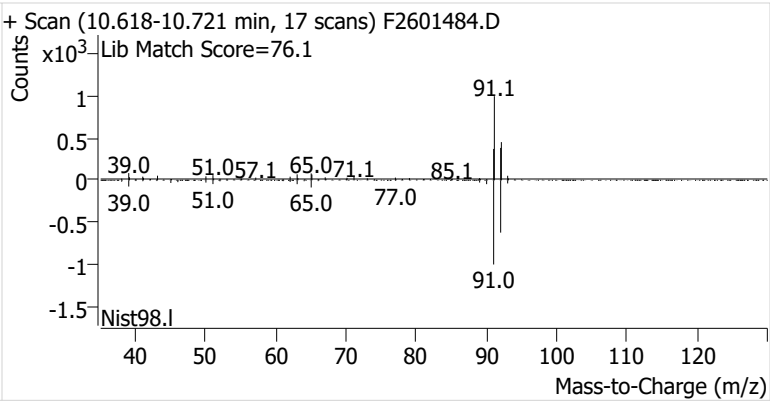

Ethylbenzene

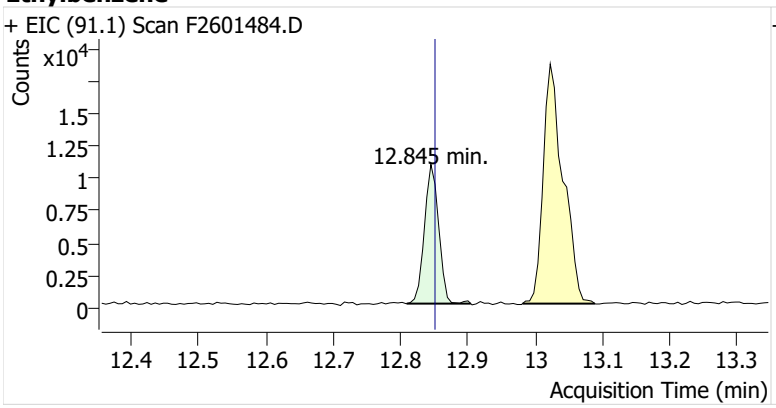

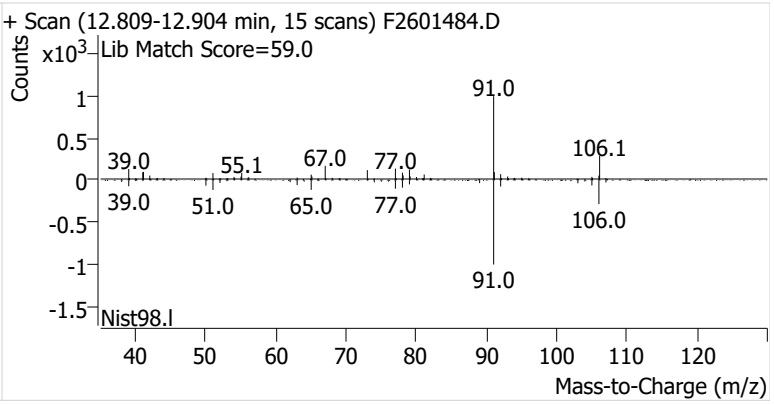

m-/p-Xylenes

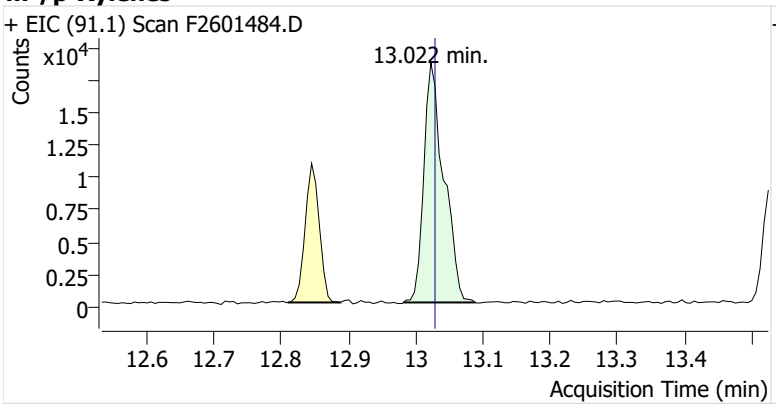

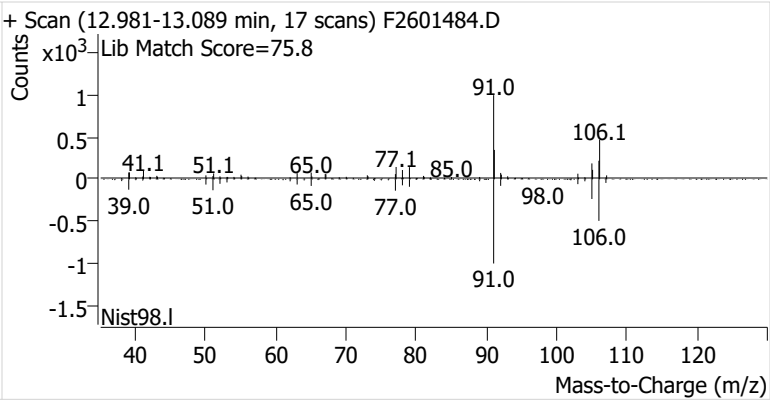

o-Xylene

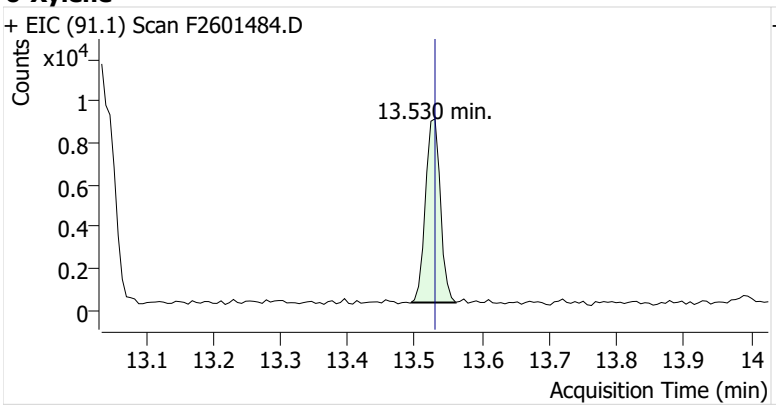
+ EIC (91.1) Scan F2601484.D
Counts
x10^4
1
0.8
0.6
0.4
0.2
0
13.530 min.
13.1 13.2 13.3 13.4 13.5 13.6 13.7 13.8 13.9 14
Acquisition Time (min)

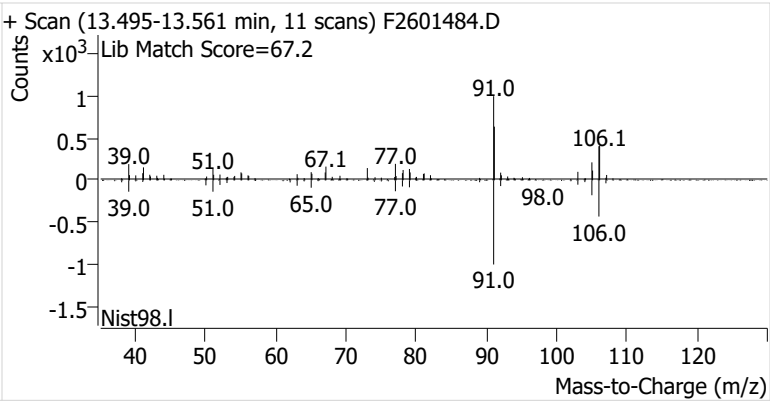
+ Scan (13.495-13.561 min, 11 scans) F2601484.D
Lib Match Score=67.2
Counts
x10^3
1
0.5
0
-0.5
-1
-1.5
91.0
106.1
39.0
51.0
67.1
77.0
98.0
39.0
51.0
65.0
77.0
106.0
91.0
Nist98.l
40 50 60 70 80 90 100 110 120
Mass-to-Charge (m/z)

Name	IRVSEA-4-S-20260218
Comment	C17105
Data File	F2601485.D
Acq. Date-Time	3/5/2026 5:07:56 PM
Acq. Method File	M325B-MTD
Tube Sorbent	Carbopack X
Analyze Quant Version	12.1
Report Quant Version	12.1

Sample Chromatogram

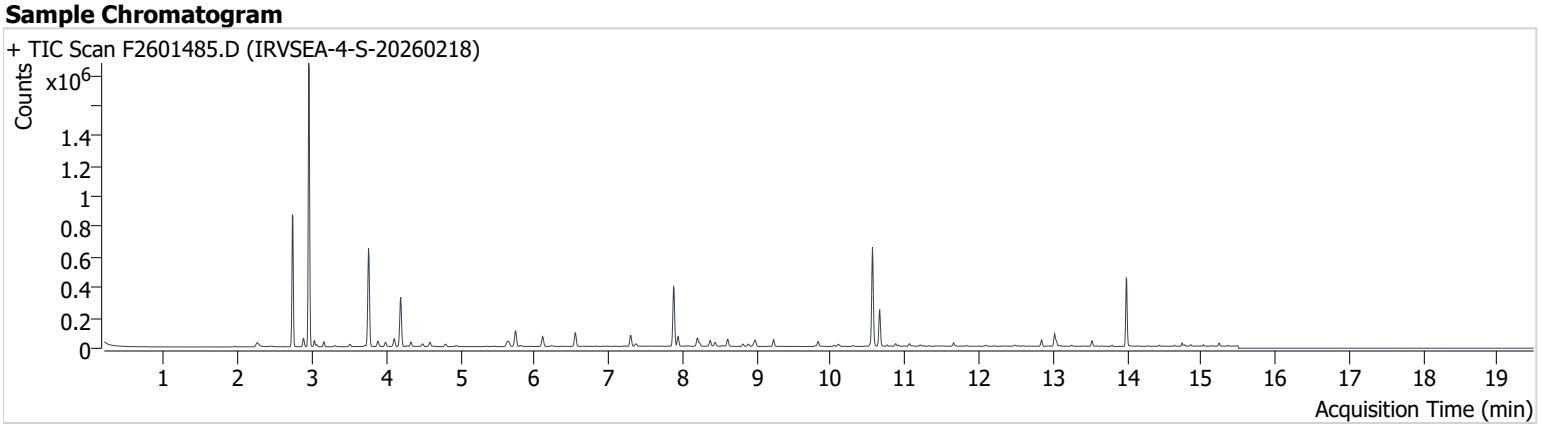

Name	ISTD	RT	ICAL RT	Resp.	Int. Flag
benzene-d6 (IS)		7.883	7.889	353,319	
Benzene	benzene-d6 (IS)	7.938	7.945	53,758	
Toluene-d8 (IS)		10.563	10.569	389,720	
Toluene	Toluene-d8 (IS)	10.661	10.667	154,010	
Ethylbenzene	Toluene-d8 (IS)	12.845	12.851	27,430	
m-/p-Xylenes	Toluene-d8 (IS)	13.022	13.028	59,490	
o-Xylene	Toluene-d8 (IS)	13.524	13.530	20,110	

benzene-d6 (IS)

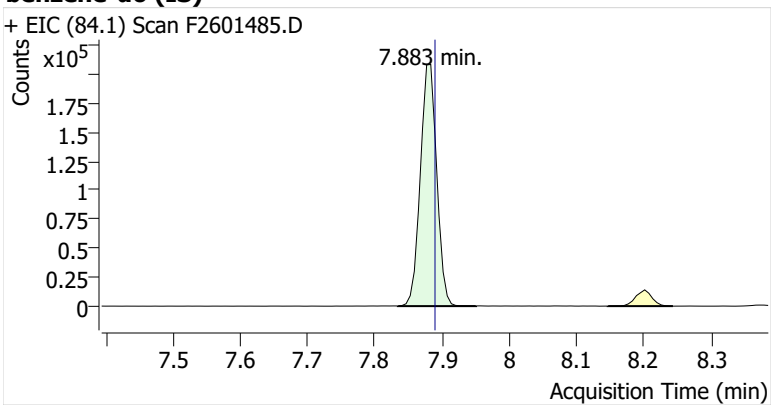

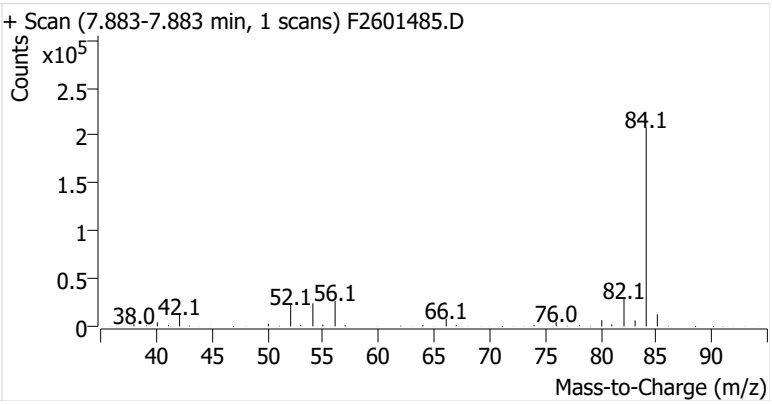

Benzene

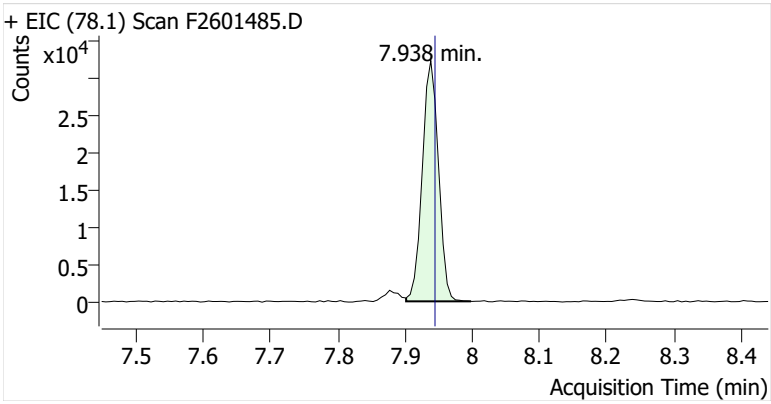

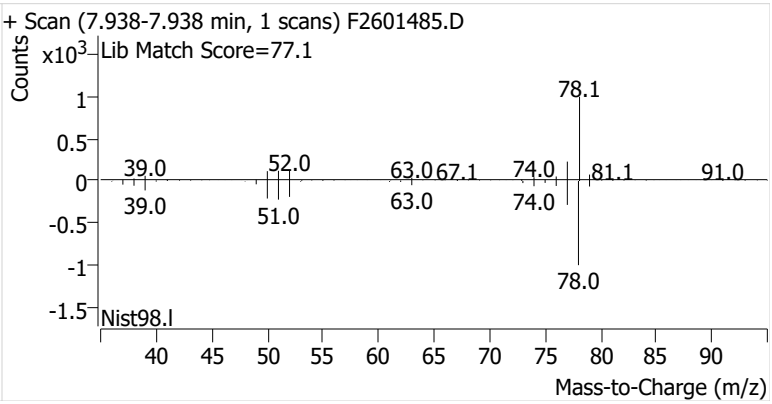

Toluene-d8 (IS)

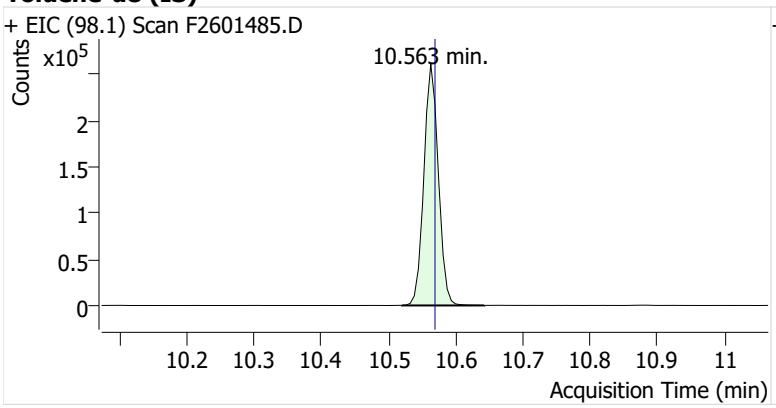

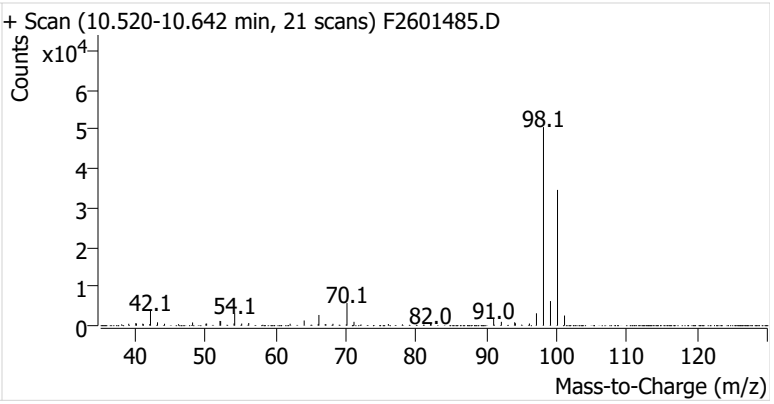

Toluene

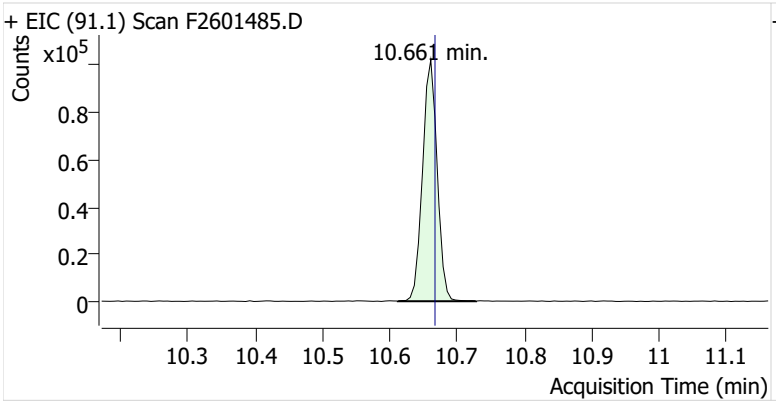

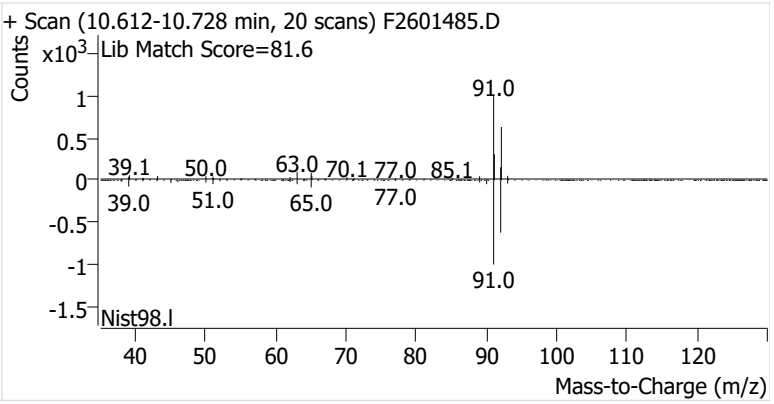

Ethylbenzene

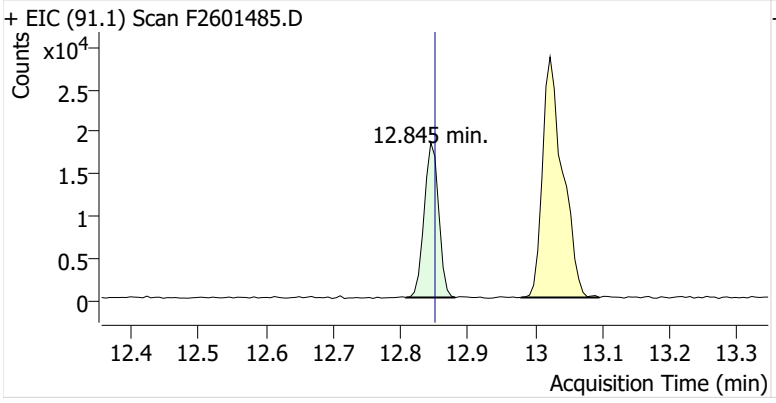

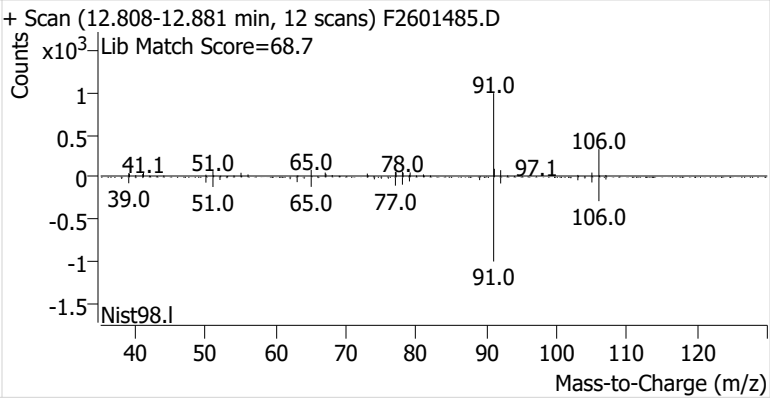

m-/p-Xylenes

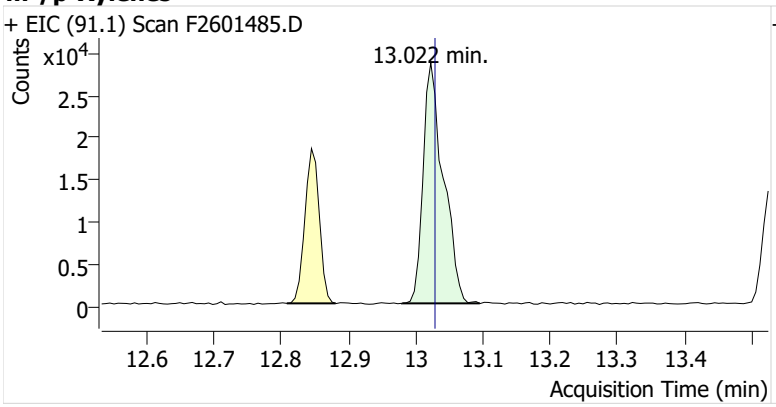

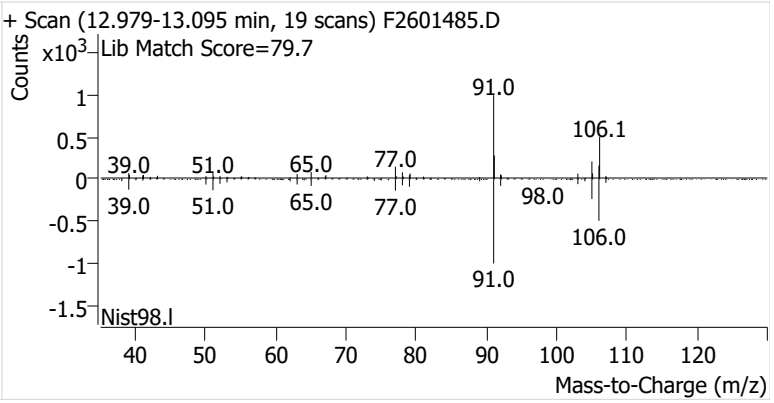

o-Xylene

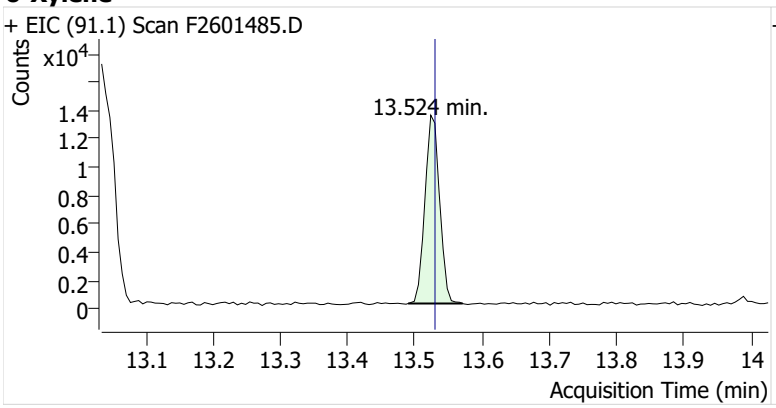
+ EIC (91.1) Scan F2601485.D
Counts
x10^4
13.524 min.
Acquisition Time (min)

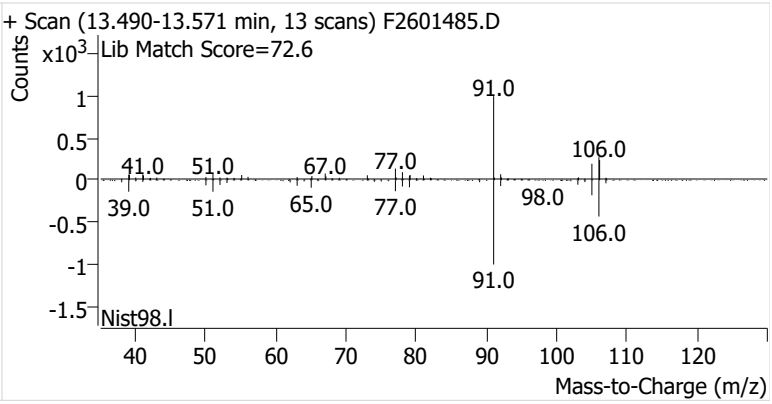
+ Scan (13.490-13.571 min, 13 scans) F2601485.D
Counts
x10^3
Lib Match Score=72.6
91.0
106.0
41.0
51.0
67.0
77.0
98.0
39.0
51.0
65.0
77.0
106.0
91.0
Nist98.l
Mass-to-Charge (m/z)

Name	IRVSEA-5-S-20260218
Comment	B48052
Data File	F2601486.D
Acq. Date-Time	3/5/2026 5:33:13 PM
Acq. Method File	M325B-MTD
Tube Sorbent	Carbopack X
Analyze Quant Version	12.1
Report Quant Version	12.1

Sample Chromatogram

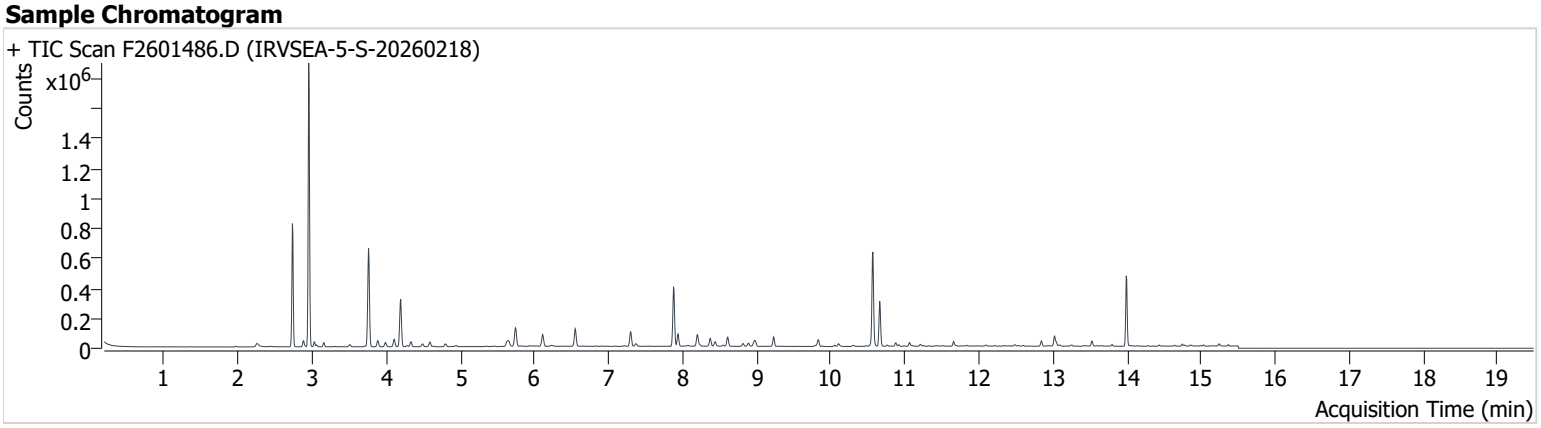

Name	ISTD	RT	ICAL RT	Resp.	Int. Flag
benzene-d6 (IS)		7.877	7.889	352,421	
Benzene	benzene-d6 (IS)	7.939	7.945	66,766	
Toluene-d8 (IS)		10.569	10.569	388,052	
Toluene	Toluene-d8 (IS)	10.661	10.667	190,457	
Ethylbenzene	Toluene-d8 (IS)	12.845	12.851	22,974	
m-/p-Xylenes	Toluene-d8 (IS)	13.022	13.028	47,323	
o-Xylene	Toluene-d8 (IS)	13.524	13.530	19,348	

benzene-d6 (IS)

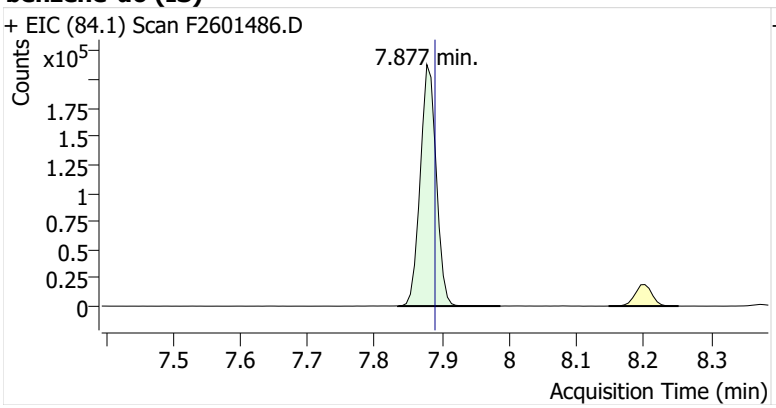

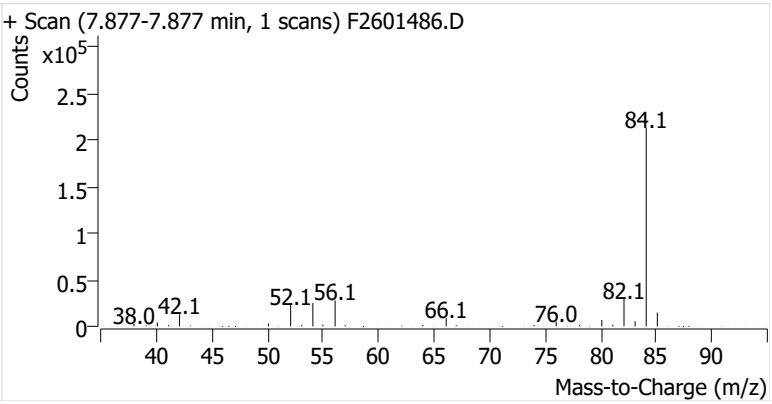

Benzene

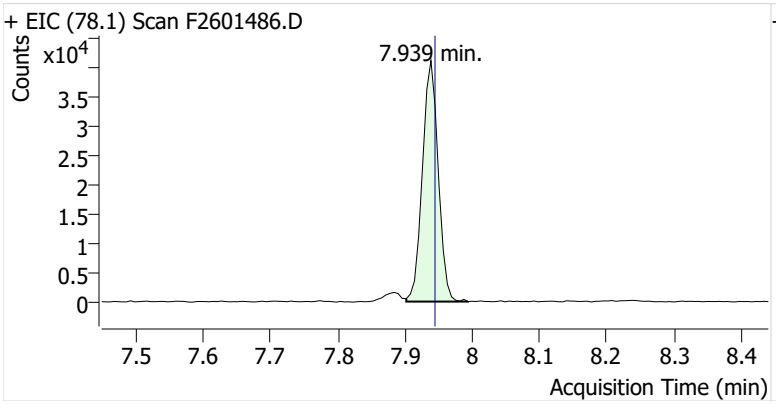

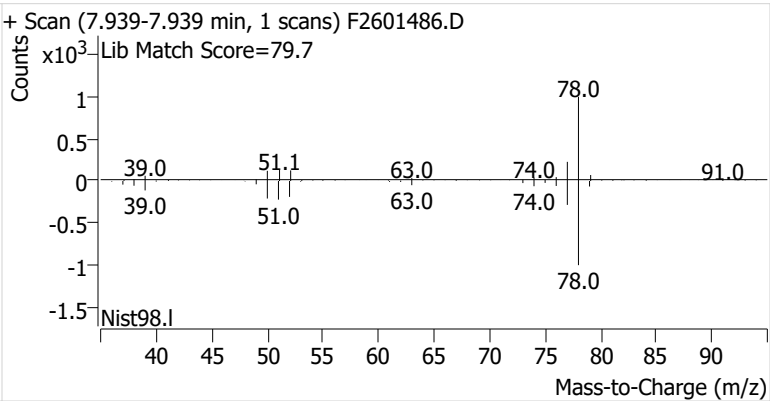

Toluene-d8 (IS)

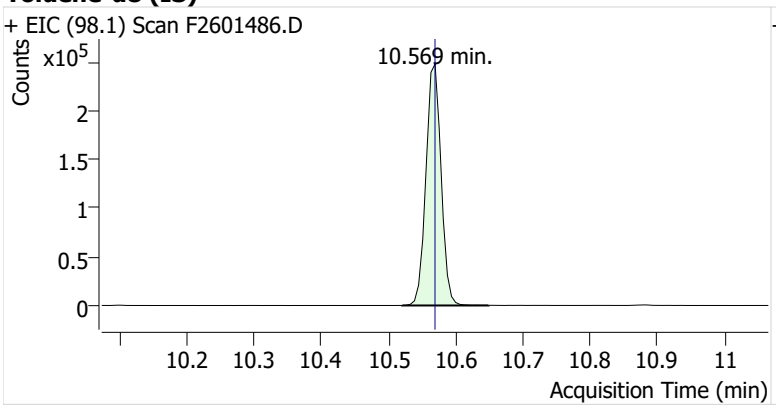

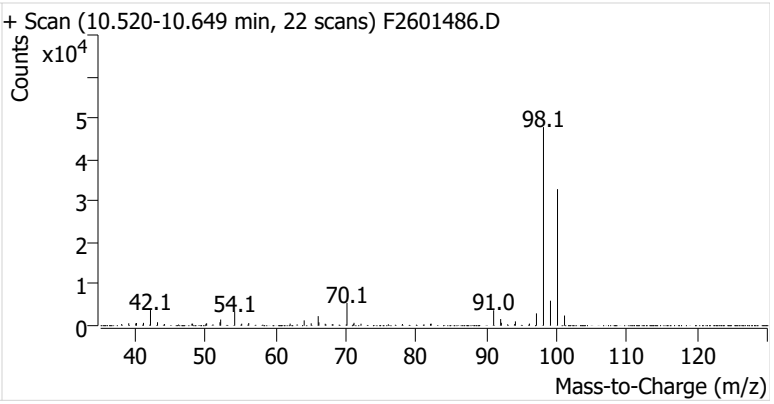

Toluene

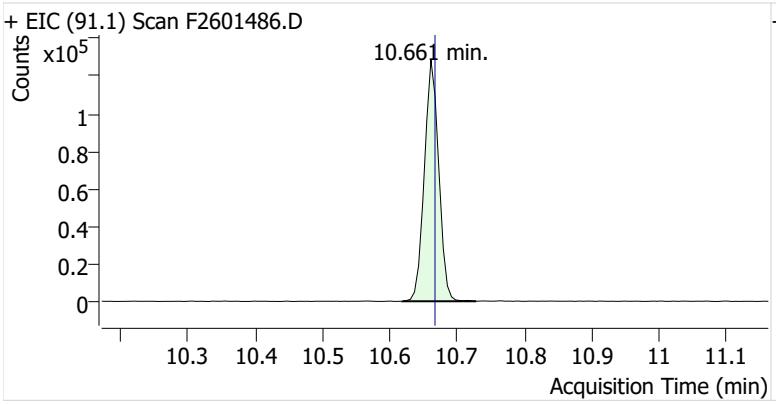

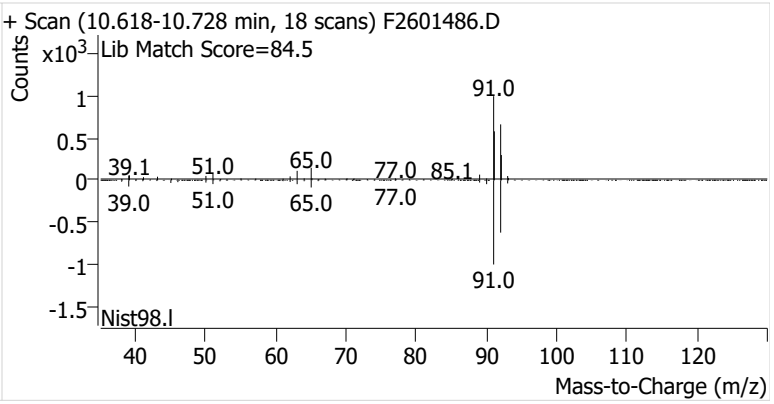

Ethylbenzene

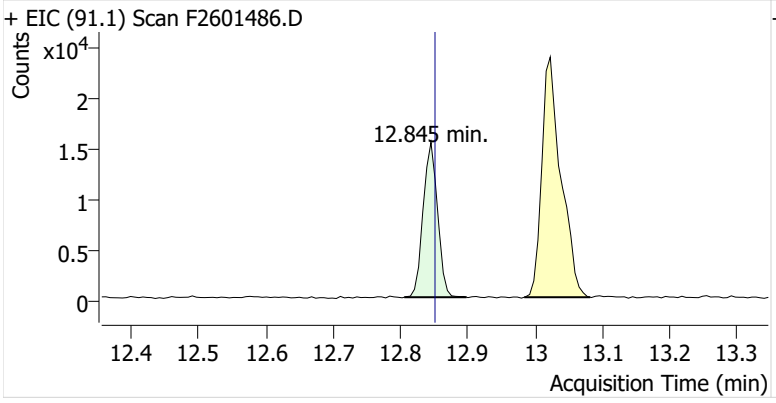

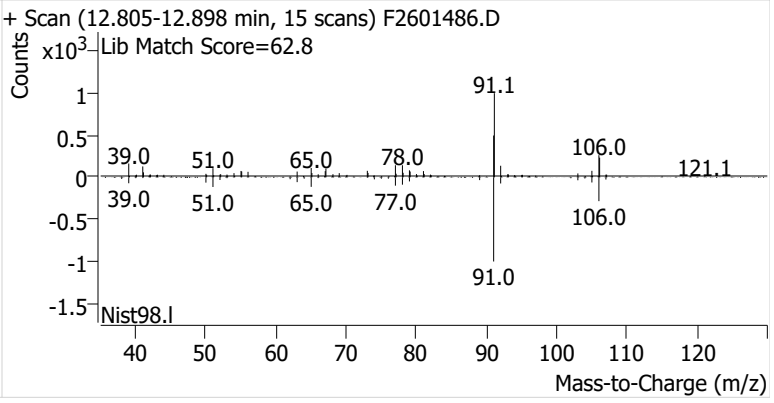

m-/p-Xylenes

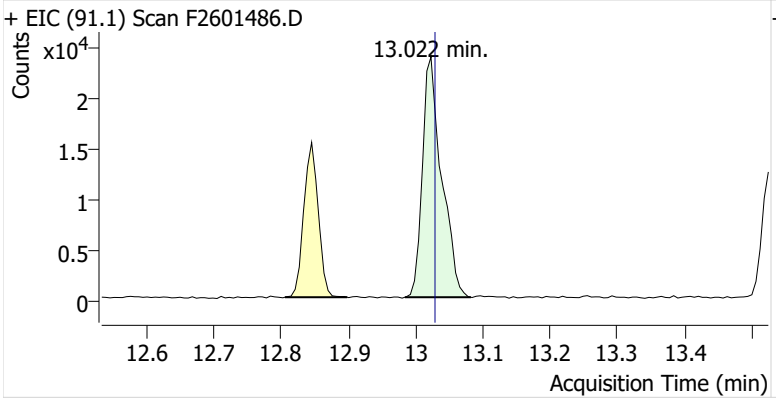

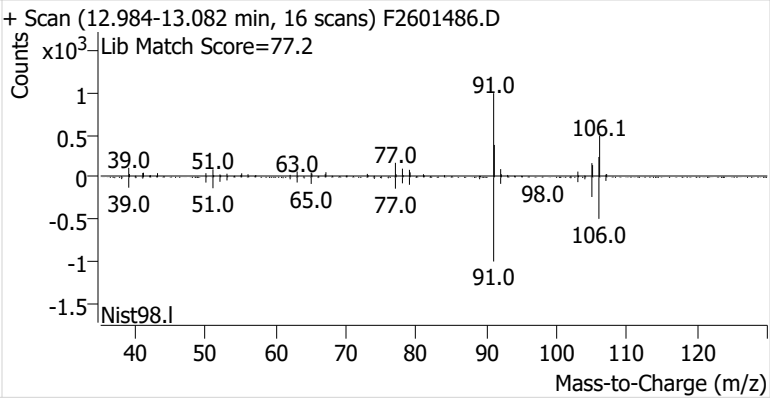

o-Xylene

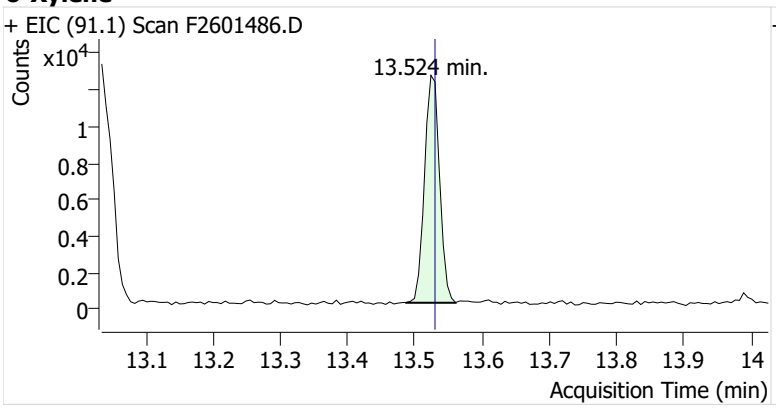
+ EIC (91.1) Scan F2601486.D
Counts
x10^4
13.524 min.
1
0.8
0.6
0.4
0.2
0
13.1 13.2 13.3 13.4 13.5 13.6 13.7 13.8 13.9 14
Acquisition Time (min)

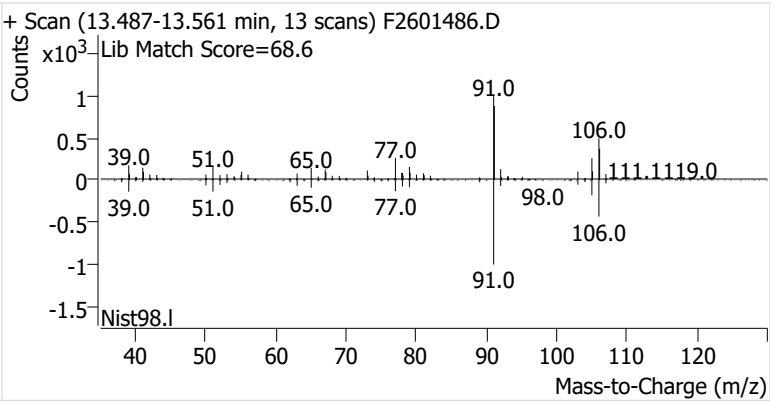
+ Scan (13.487-13.561 min, 13 scans) F2601486.D
Counts
x10^3
Lib Match Score=68.6
91.0
106.0
39.0
51.0
65.0
77.0
111.1119.0
98.0
39.0
51.0
65.0
77.0
106.0
91.0
Nist98.l
1
0.5
0
-0.5
-1
-1.5
40 50 60 70 80 90 100 110 120
Mass-to-Charge (m/z)

Name	IRVSEA-6-S-20260218
Comment	C70187
Data File	F2601487.D
Acq. Date-Time	3/5/2026 5:59:26 PM
Acq. Method File	M325B-MTD
Tube Sorbent	Carbopack X
Analyze Quant Version	12.1
Report Quant Version	12.1

Sample Chromatogram

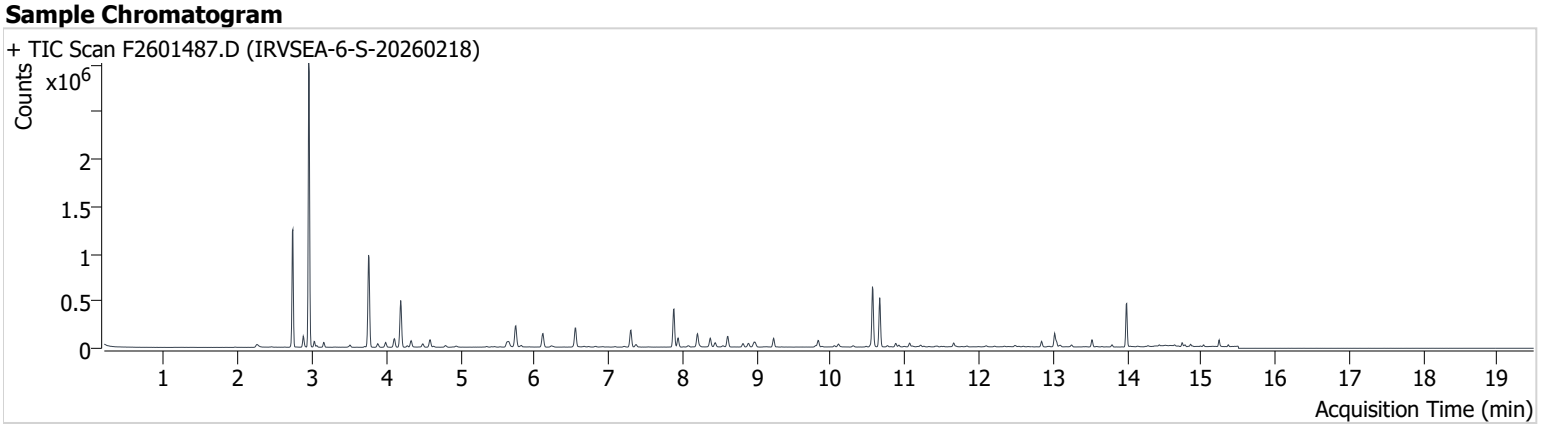

Name	ISTD	RT	ICAL RT	Resp.	Int. Flag
benzene-d6 (IS)		7.883	7.889	359,808	
Benzene	benzene-d6 (IS)	7.938	7.945	79,069	
Toluene-d8 (IS)		10.563	10.569	387,680	
Toluene	Toluene-d8 (IS)	10.661	10.667	331,823	
Ethylbenzene	Toluene-d8 (IS)	12.845	12.851	38,316	
m-/p-Xylenes	Toluene-d8 (IS)	13.022	13.028	101,720	
o-Xylene	Toluene-d8 (IS)	13.530	13.530	41,575	

benzene-d6 (IS)

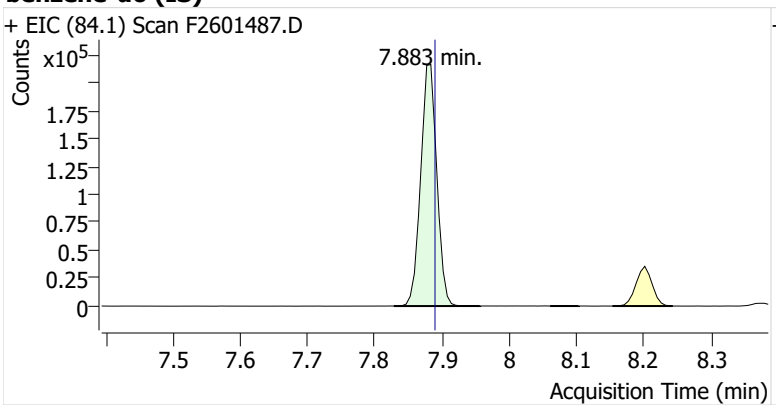

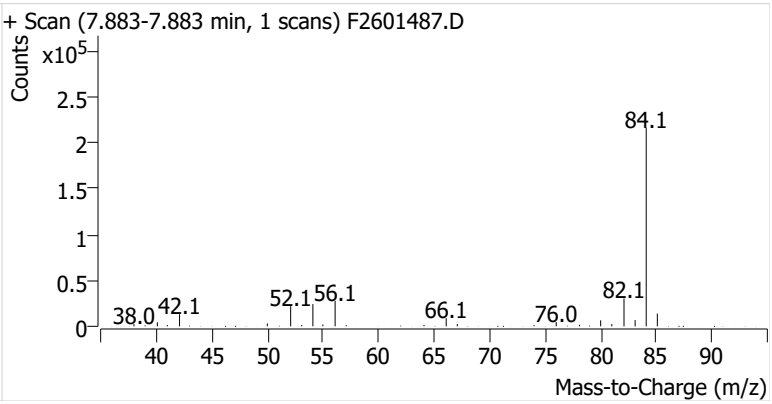

Benzene

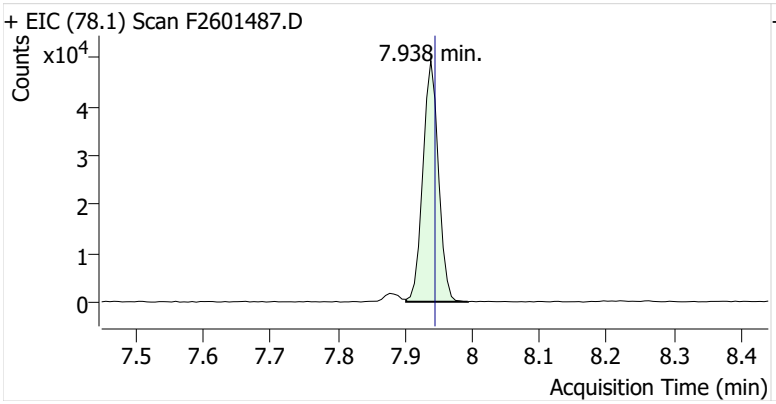

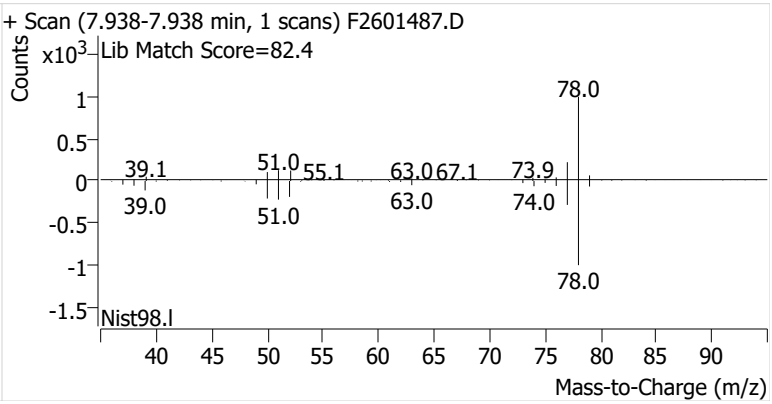

Toluene-d8 (IS)

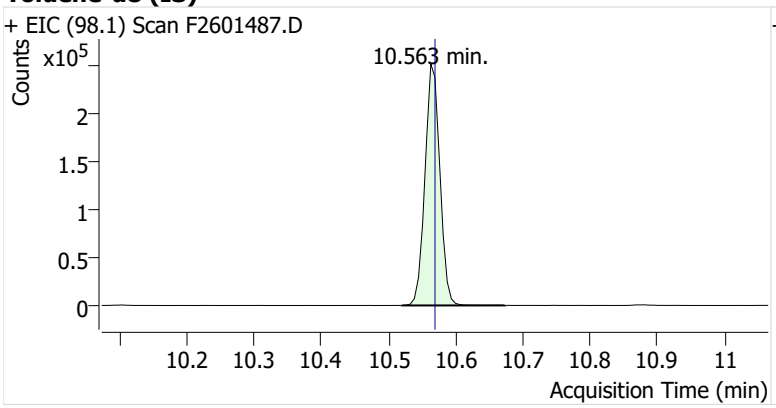

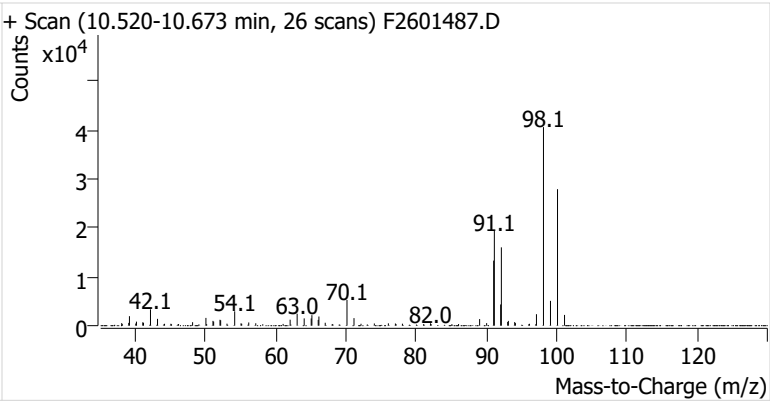

Toluene

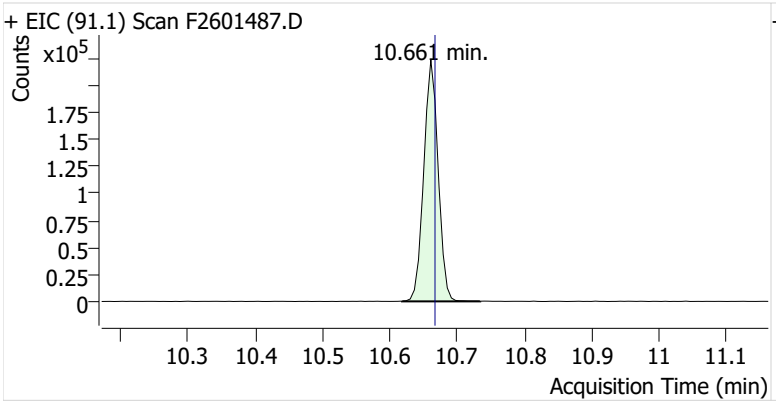

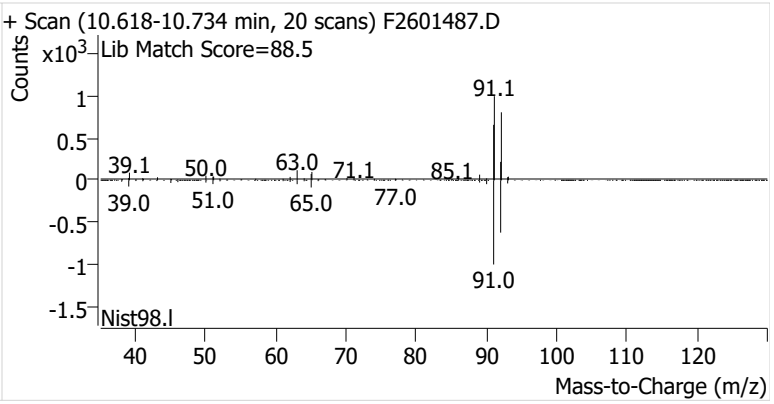

Ethylbenzene

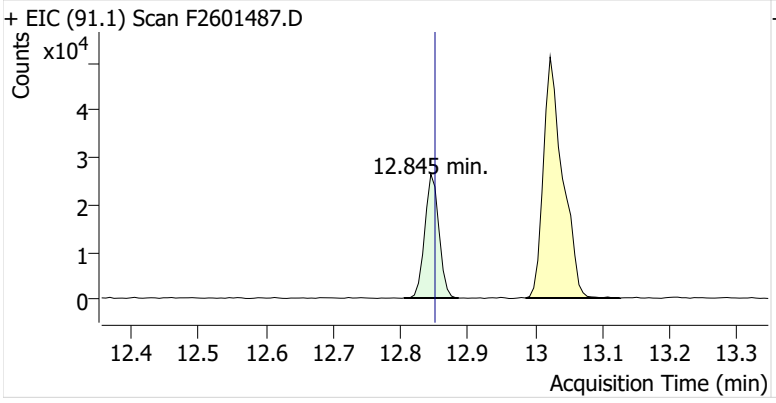

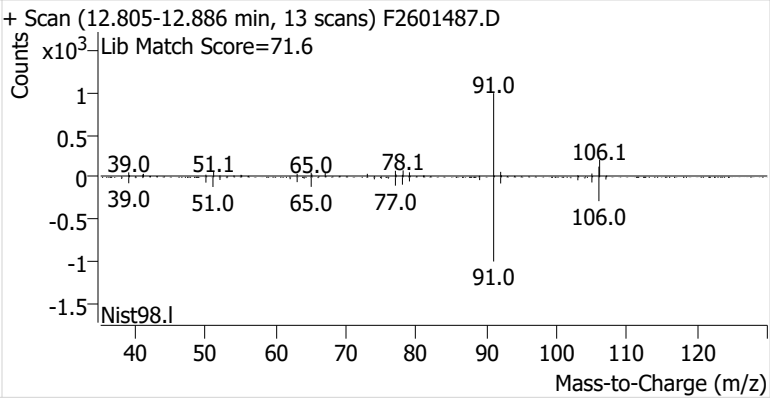

m-/p-Xylenes

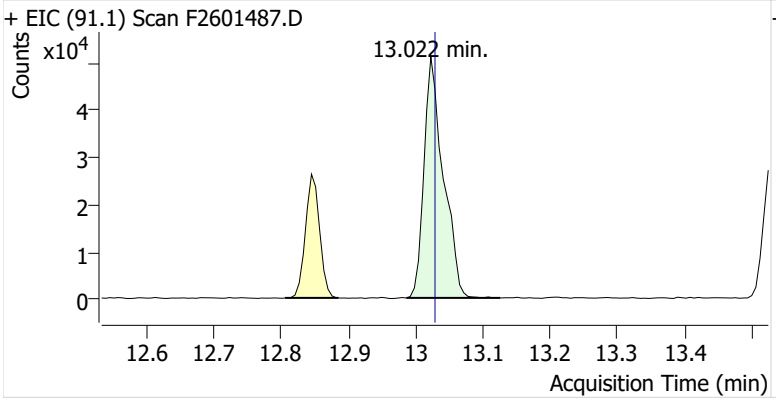

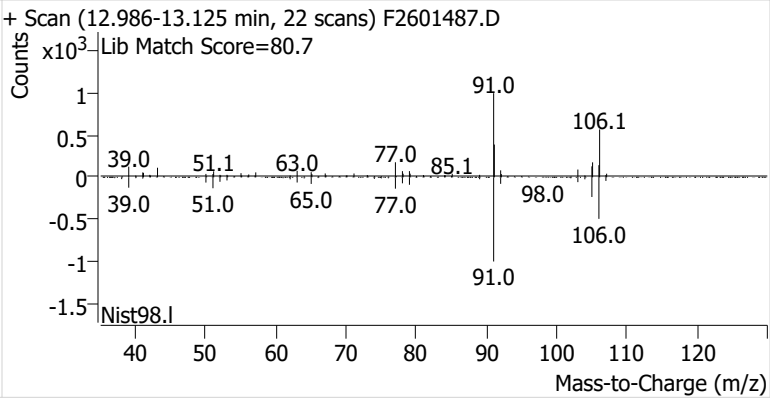

o-Xylene

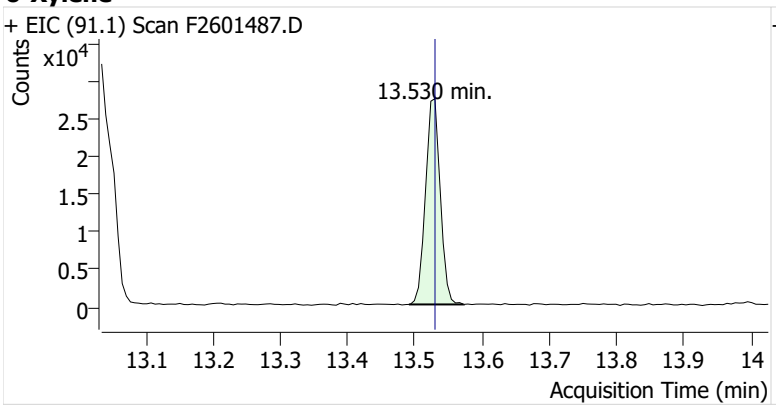
+ EIC (91.1) Scan F2601487.D
Counts
x10^4
13.530 min.
2.5
2
1.5
1
0.5
0
13.1 13.2 13.3 13.4 13.5 13.6 13.7 13.8 13.9 14
Acquisition Time (min)

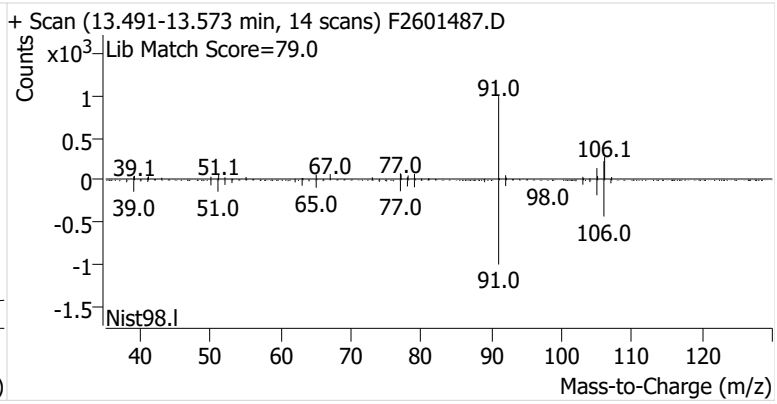
+ Scan (13.491-13.573 min, 14 scans) F2601487.D
Counts
x10^3
Lib Match Score=79.0
91.0
106.1
39.1
51.1
67.0
77.0
98.0
39.0
51.0
65.0
77.0
106.0
91.0
1
0.5
0
-0.5
-1
-1.5
Nist98.l
40 50 60 70 80 90 100 110 120
Mass-to-Charge (m/z)

Name	IRVSEA-7-S-20260218
Comment	C70865
Data File	F2601488.D
Acq. Date-Time	3/5/2026 6:24:47 PM
Acq. Method File	M325B-MTD
Tube Sorbent	Carbopack X
Analyze Quant Version	12.1
Report Quant Version	12.1

Sample Chromatogram

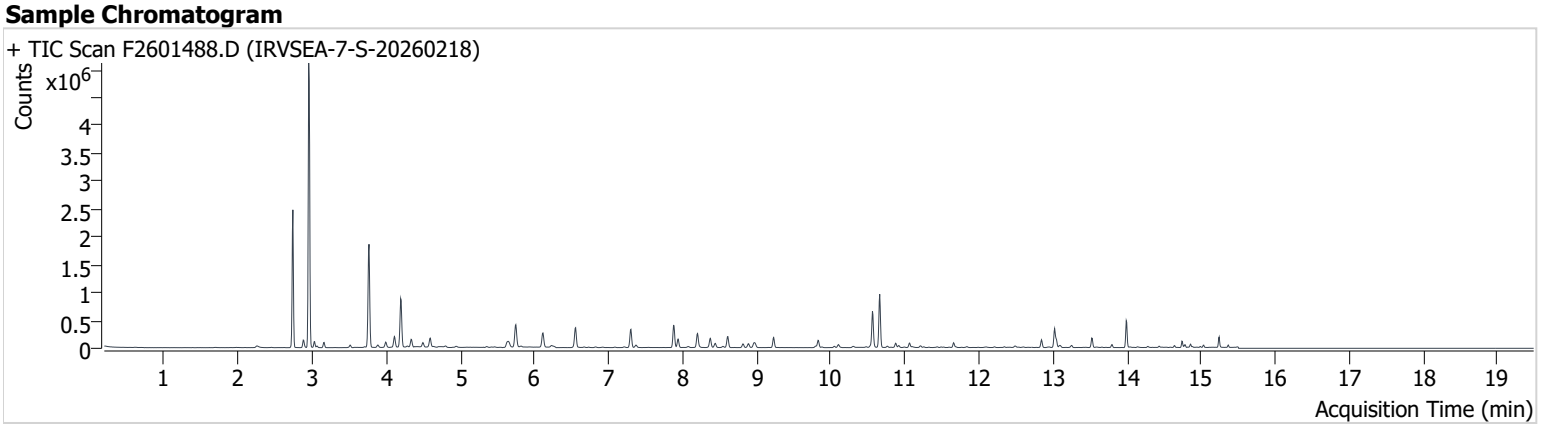

Name	ISTD	RT	ICAL RT	Resp.	Int. Flag
benzene-d6 (IS)		7.877	7.889	357,384	
Benzene	benzene-d6 (IS)	7.939	7.945	125,469	
Toluene-d8 (IS)		10.563	10.569	392,056	
Toluene	Toluene-d8 (IS)	10.661	10.667	616,941	
Ethylbenzene	Toluene-d8 (IS)	12.845	12.851	90,776	
m-/p-Xylenes	Toluene-d8 (IS)	13.022	13.028	243,147	
o-Xylene	Toluene-d8 (IS)	13.524	13.530	97,532	

benzene-d6 (IS)

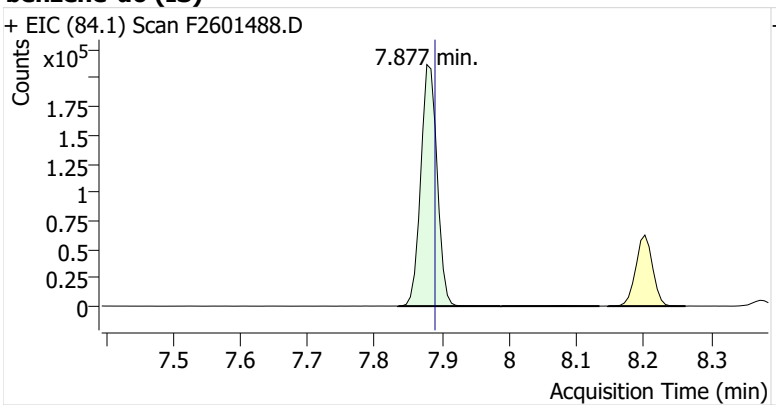

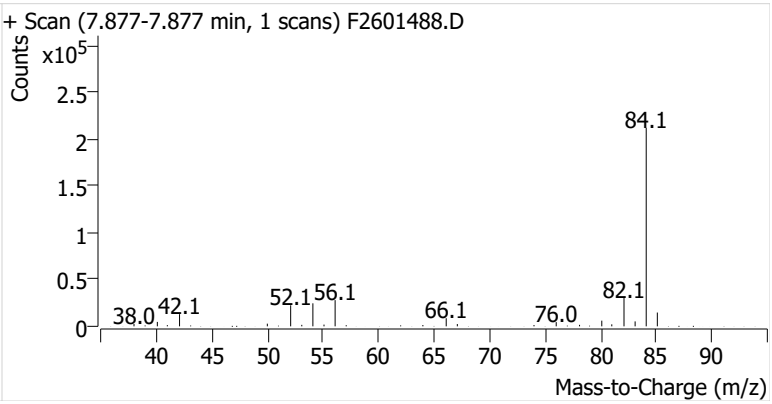

Benzene

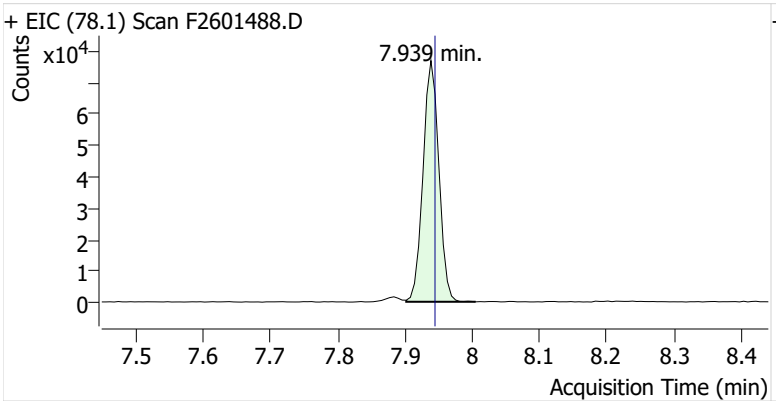

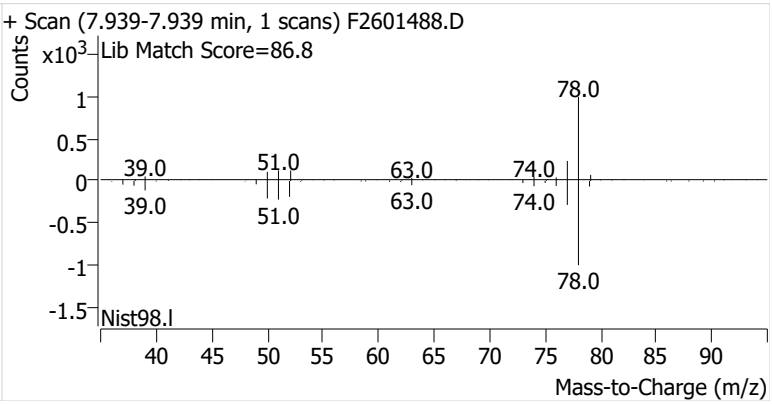

Toluene-d8 (IS)

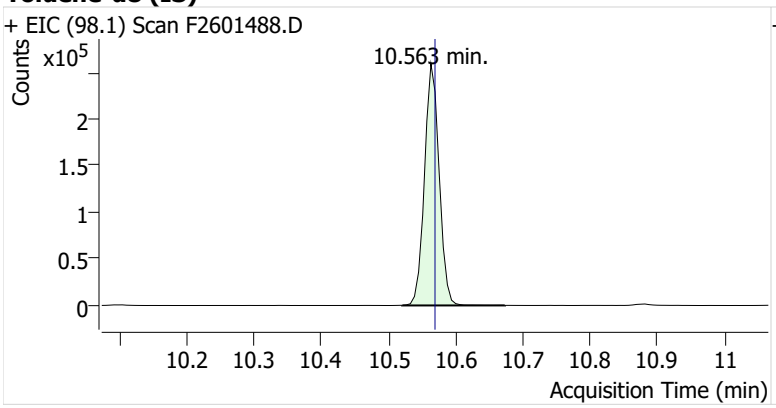

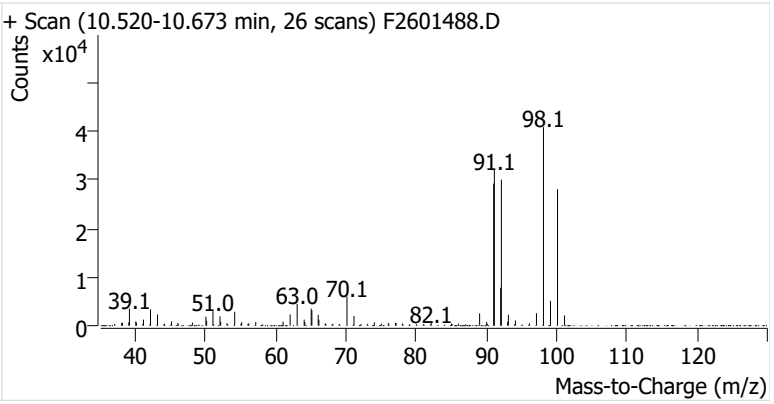

Toluene

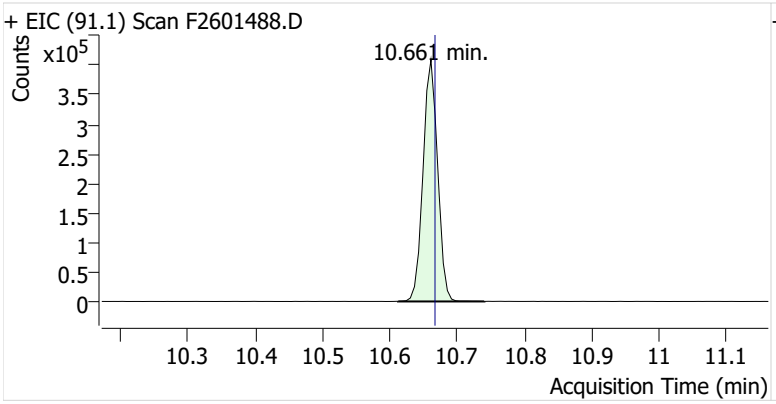

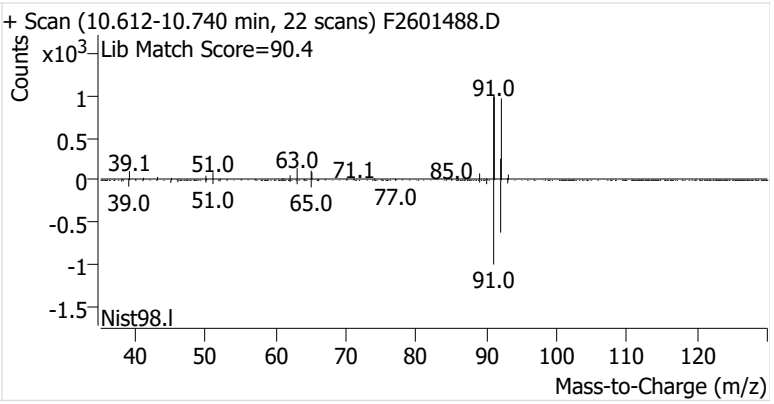

Ethylbenzene

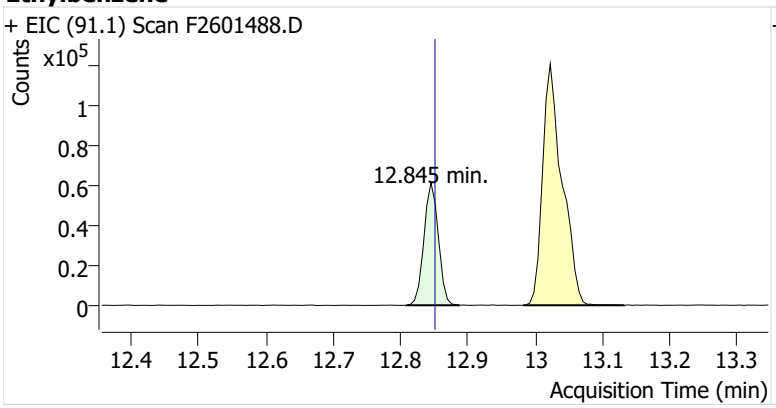

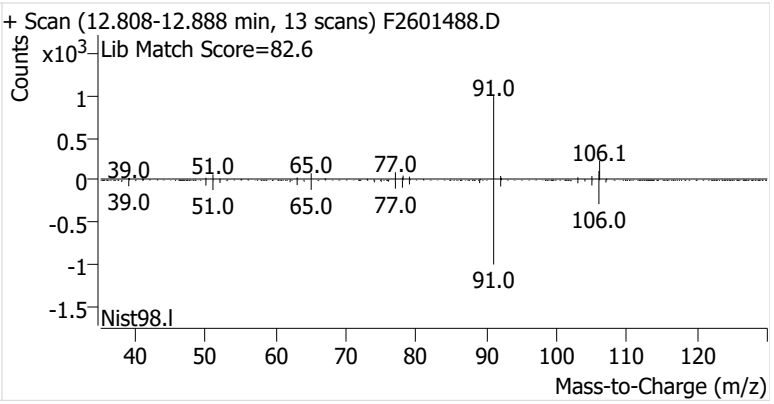

m-/p-Xylenes

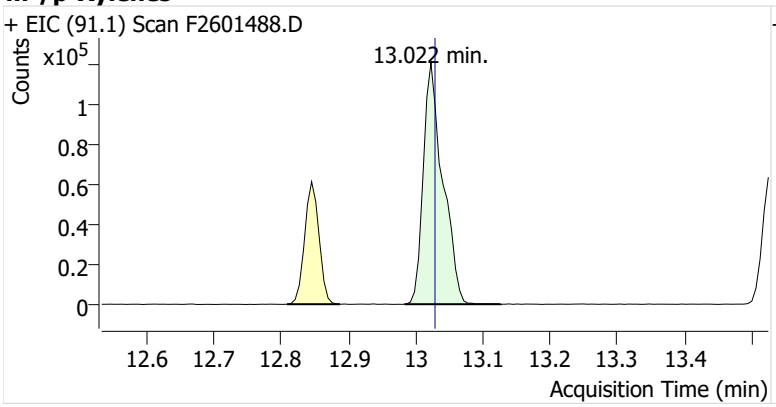

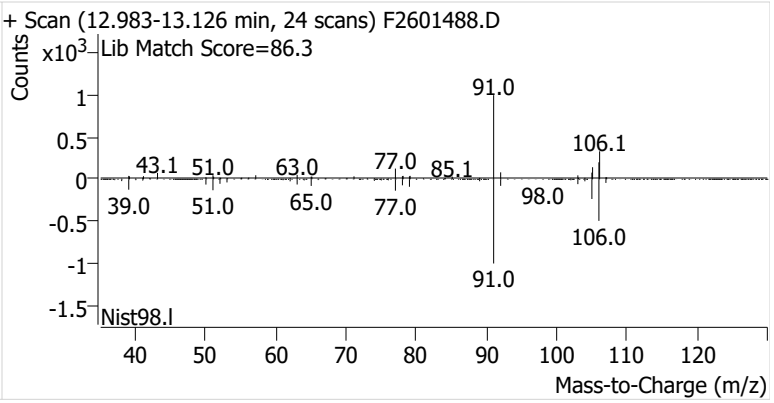

o-Xylene

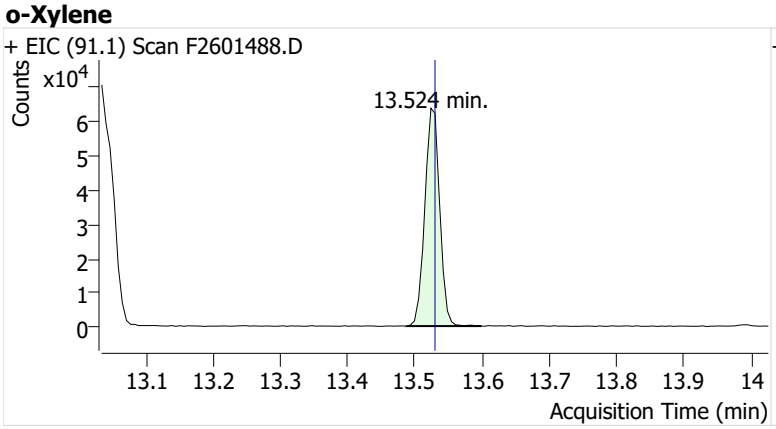
+ EIC (91.1) Scan F2601488.D
Counts
x10^4
13.524 min.
Acquisition Time (min)

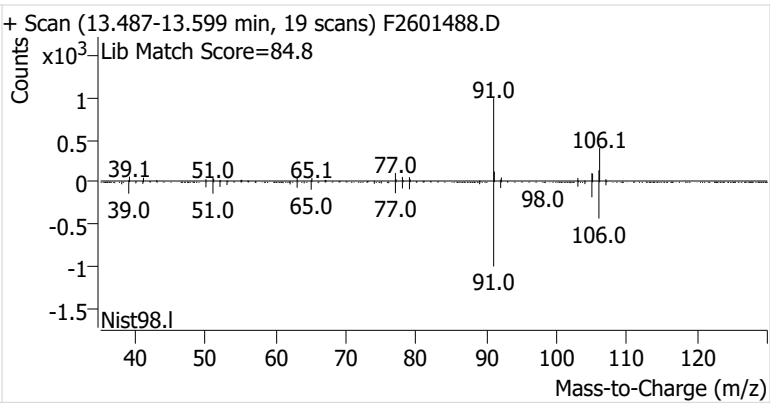
+ Scan (13.487-13.599 min, 19 scans) F2601488.D
Counts
x10^3
Lib Match Score=84.8
91.0
106.1
39.1
51.0
65.1
77.0
98.0
39.0
51.0
65.0
77.0
106.0
91.0
Nist98.l
Mass-to-Charge (m/z)

Name	IRVSEA-8-S-20260218
Comment	C38854
Data File	F2601489.D
Acq. Date-Time	3/5/2026 6:50:10 PM
Acq. Method File	M325B-MTD
Tube Sorbent	Carbopack X
Analyze Quant Version	12.1
Report Quant Version	12.1

Sample Chromatogram

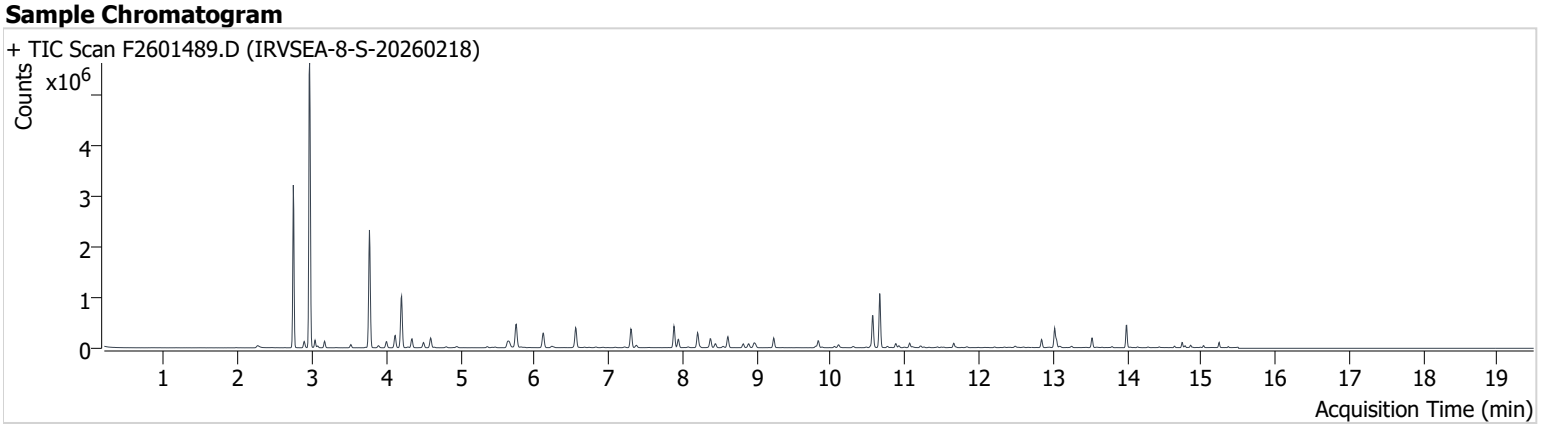

Name	ISTD	RT	ICAL RT	Resp.	Int. Flag
benzene-d6 (IS)		7.883	7.889	362,026	
Benzene	benzene-d6 (IS)	7.945	7.945	140,473	
Toluene-d8 (IS)		10.563	10.569	394,775	
Toluene	Toluene-d8 (IS)	10.661	10.667	676,015	
Ethylbenzene	Toluene-d8 (IS)	12.845	12.851	105,067	
m-/p-Xylenes	Toluene-d8 (IS)	13.022	13.028	272,833	
o-Xylene	Toluene-d8 (IS)	13.524	13.530	107,649	

benzene-d6 (IS)

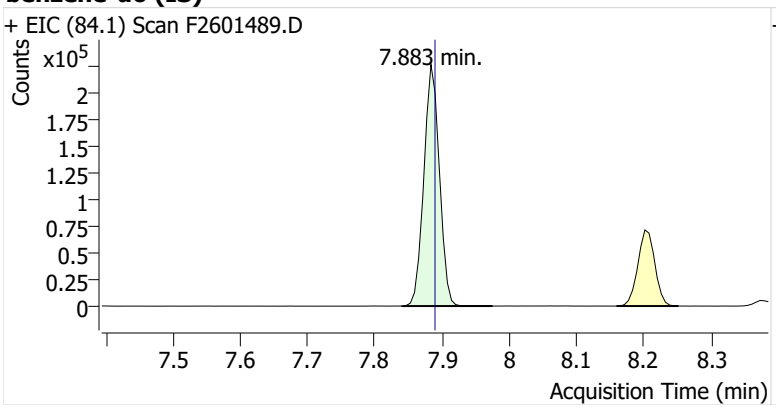

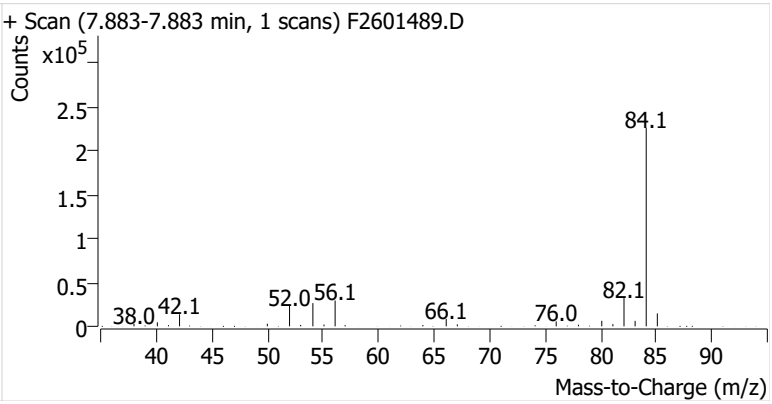

Benzene

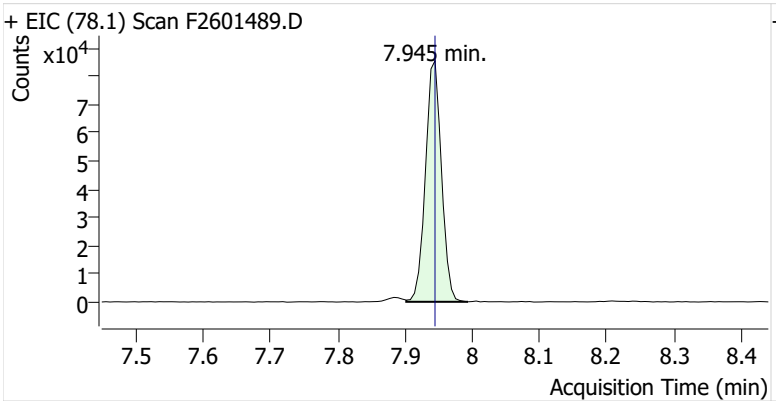

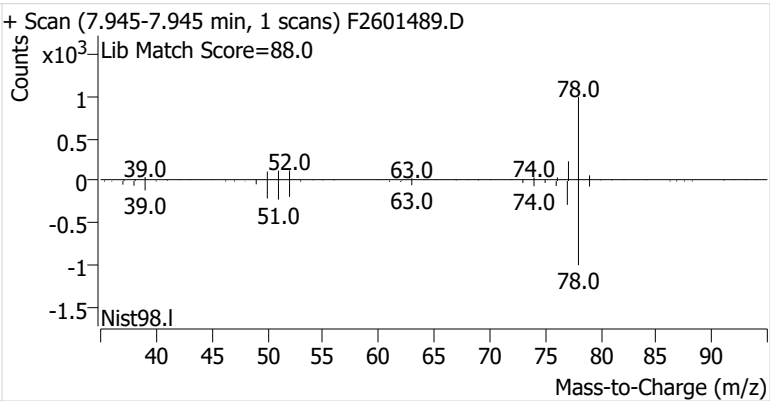

Toluene-d8 (IS)

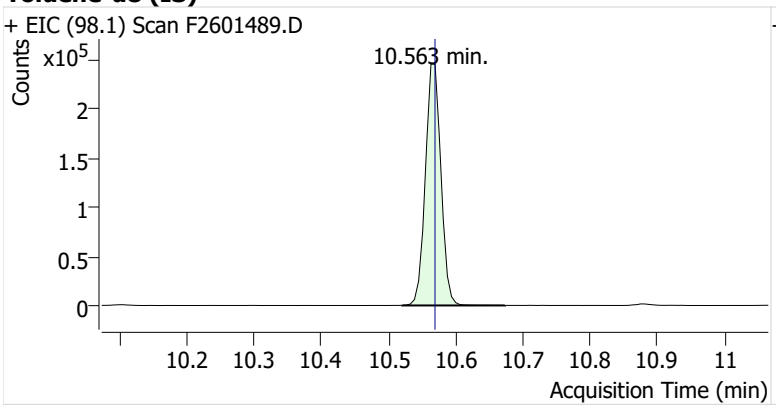

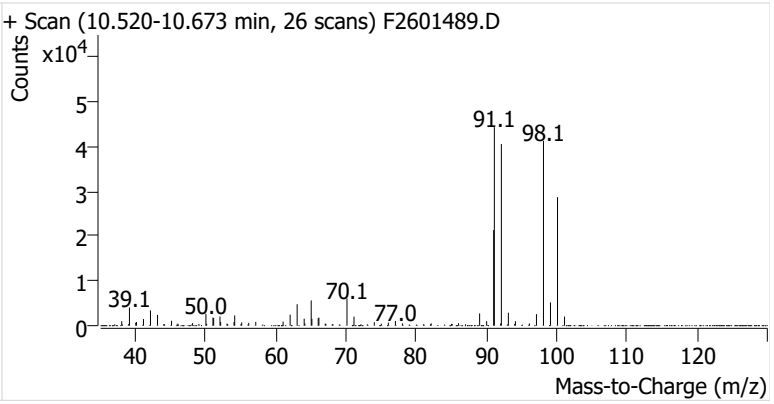

Toluene

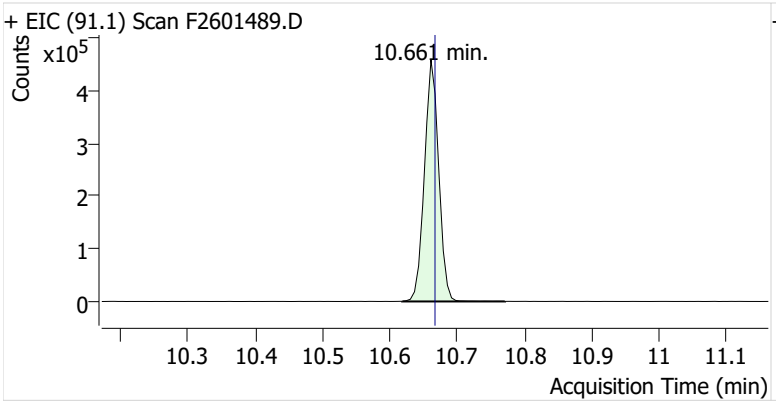

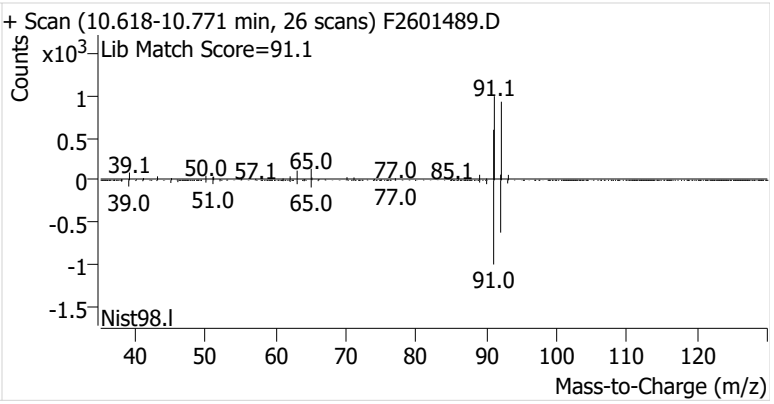

Ethylbenzene

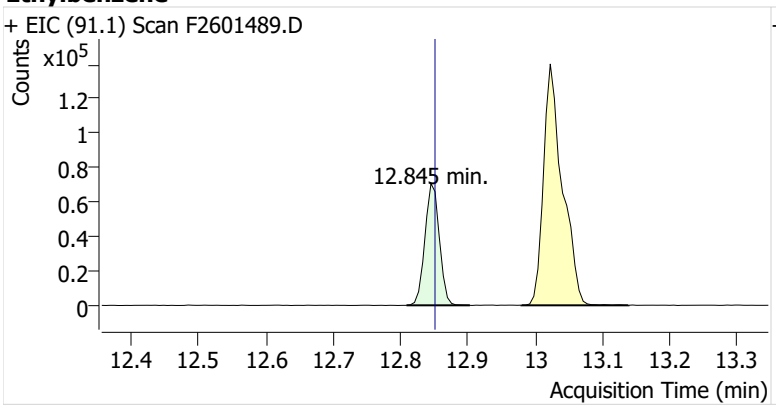

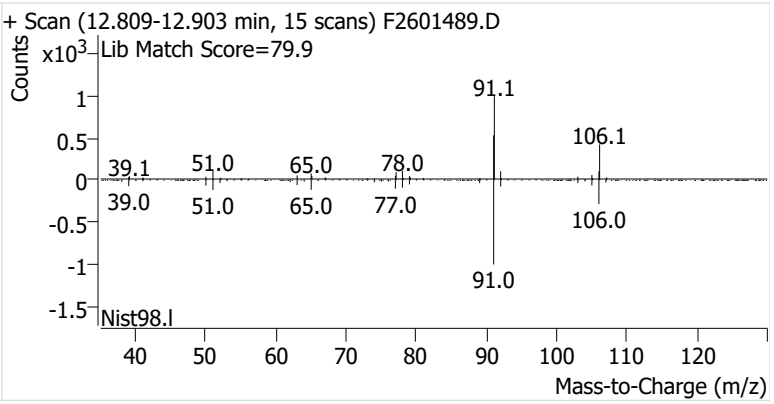

m-/p-Xylenes

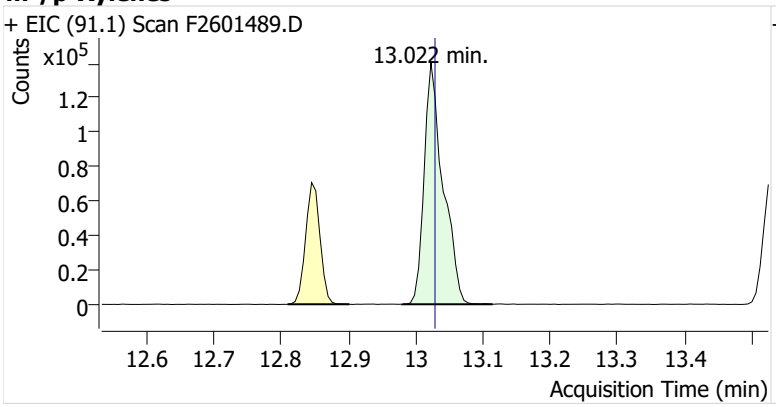

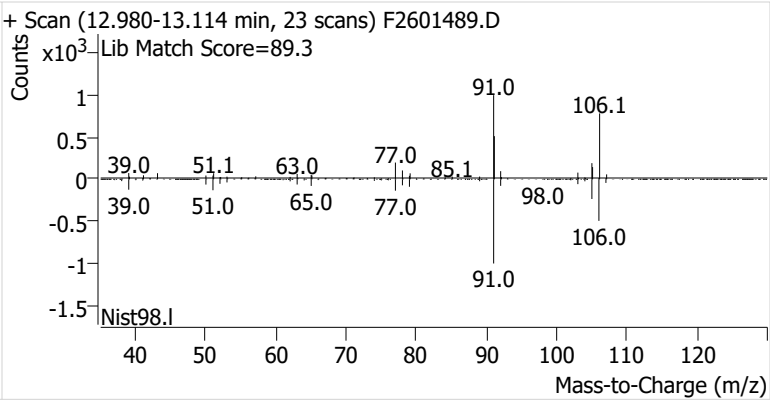

o-Xylene

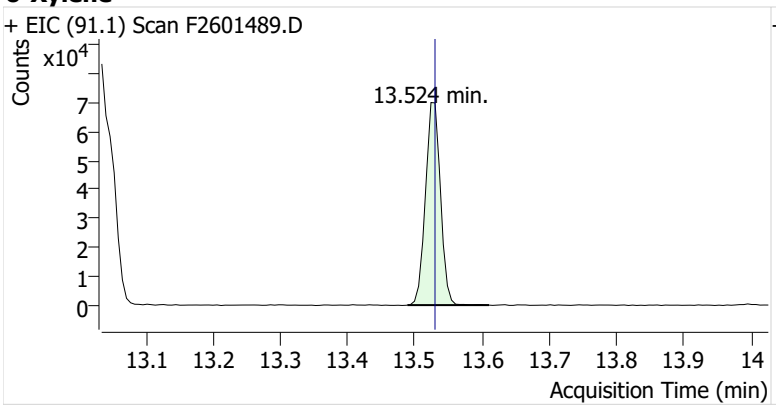
+ EIC (91.1) Scan F2601489.D
Counts
x10^4
13.524 min.
Acquisition Time (min)

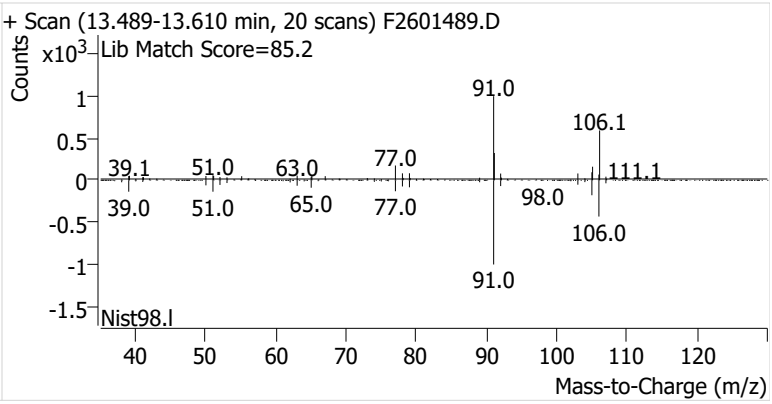
+ Scan (13.489-13.610 min, 20 scans) F2601489.D
Lib Match Score=85.2
Counts
x10^3
91.0
106.1
39.1
51.0
63.0
77.0
111.1
98.0
39.0
51.0
65.0
77.0
106.0
91.0
Nist98.l
Mass-to-Charge (m/z)

Name	IRVSEA-8-D-20260218
Comment	C31398
Data File	F2601490.D
Acq. Date-Time	3/5/2026 7:15:27 PM
Acq. Method File	M325B-MTD
Tube Sorbent	Carbopack X
Analyze Quant Version	12.1
Report Quant Version	12.1

Sample Chromatogram

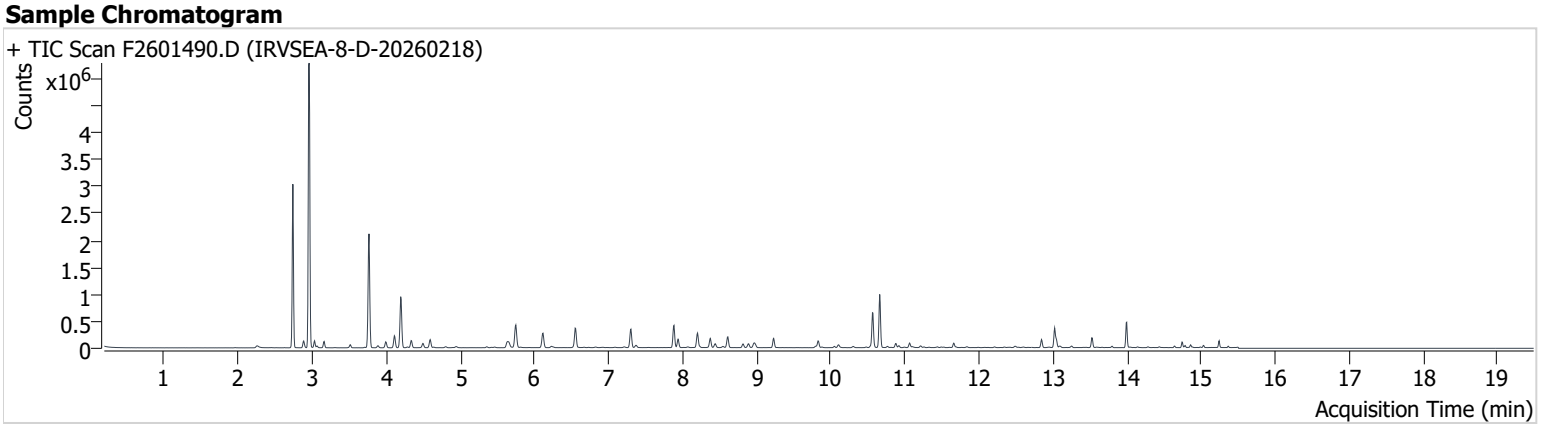

Name	ISTD	RT	ICAL RT	Resp.	Int. Flag
benzene-d6 (IS)		7.883	7.889	365,037	
Benzene	benzene-d6 (IS)	7.938	7.945	128,113	
Toluene-d8 (IS)		10.563	10.569	400,277	
Toluene	Toluene-d8 (IS)	10.661	10.667	638,191	
Ethylbenzene	Toluene-d8 (IS)	12.845	12.851	100,037	
m-/p-Xylenes	Toluene-d8 (IS)	13.022	13.028	258,573	
o-Xylene	Toluene-d8 (IS)	13.524	13.530	104,665	

benzene-d6 (IS)

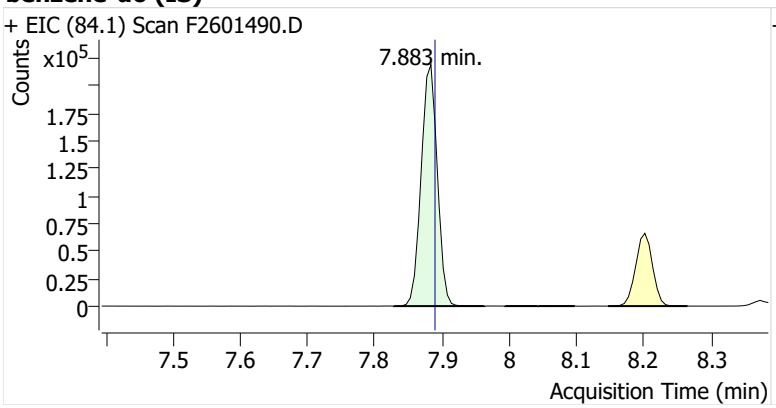

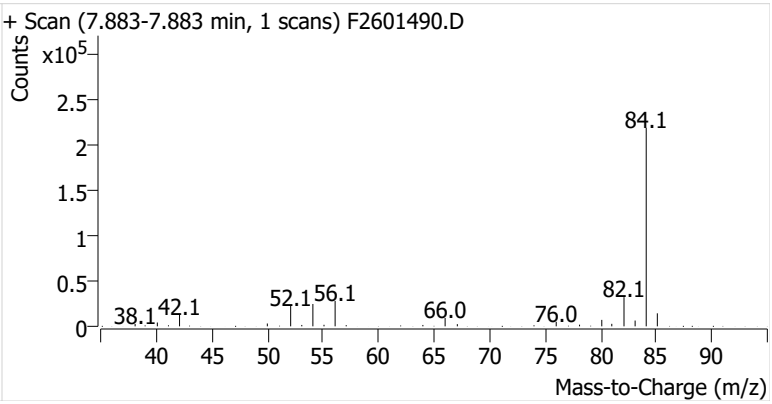

Benzene

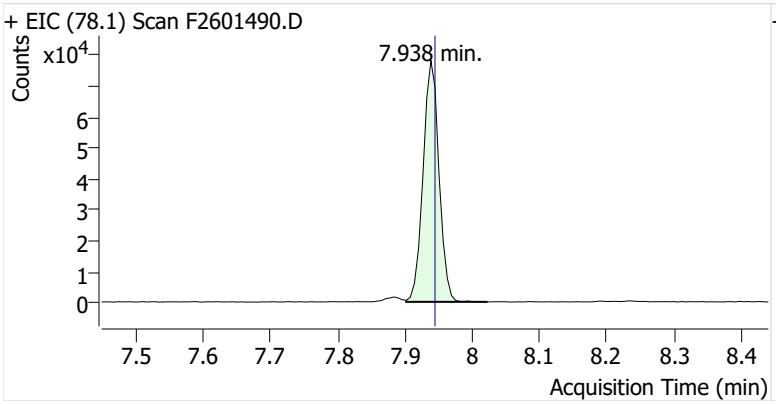

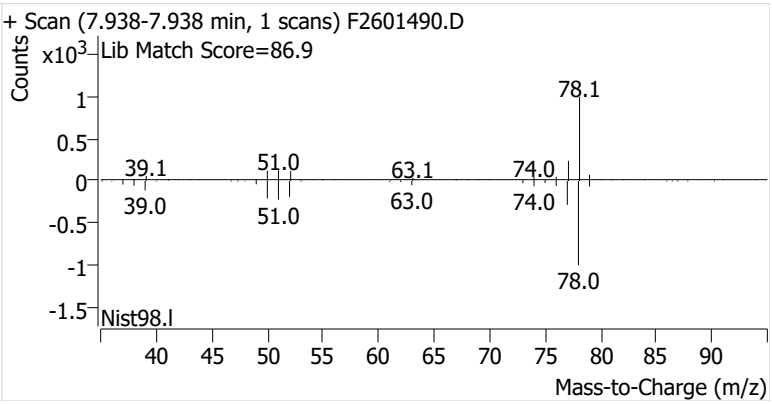

Toluene-d8 (IS)

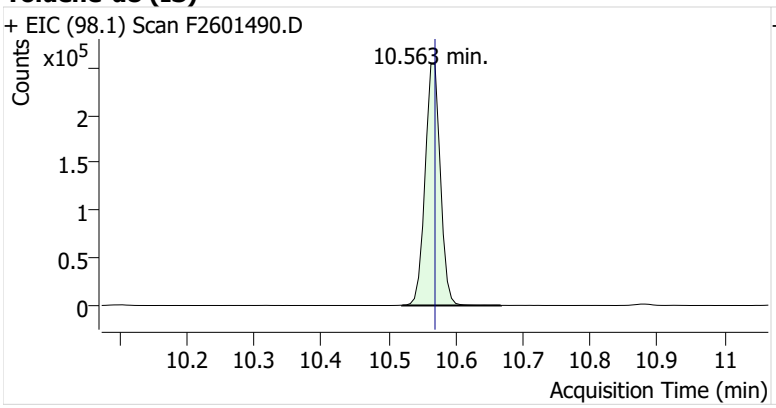

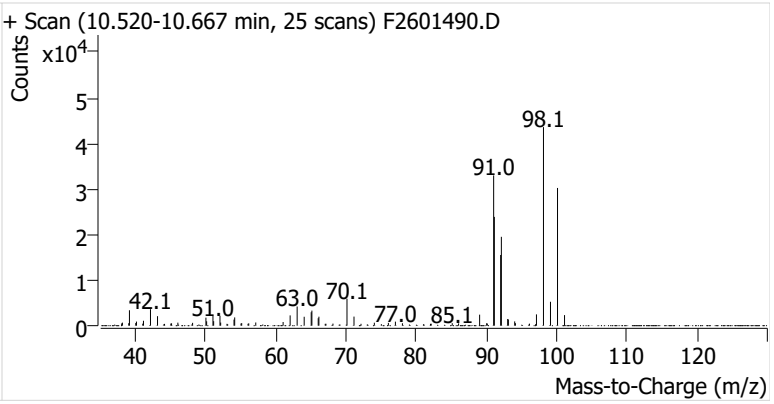

Toluene

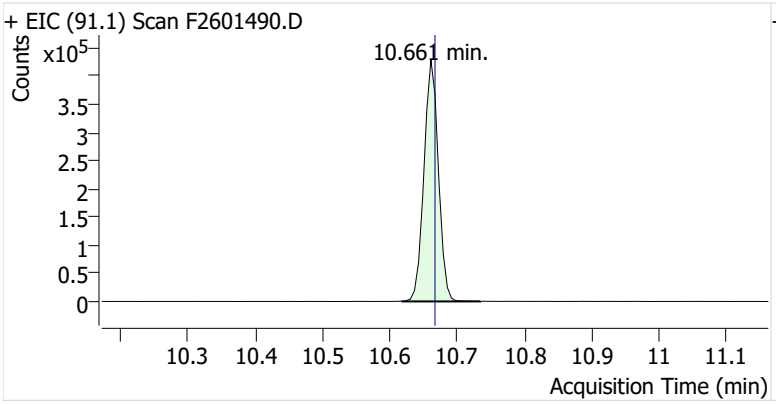

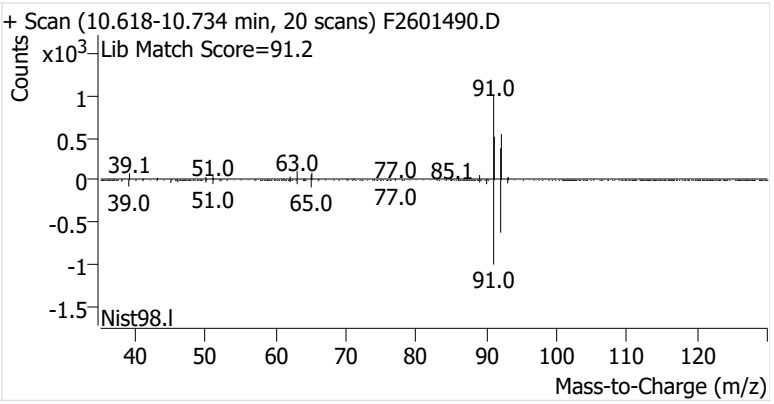

Ethylbenzene

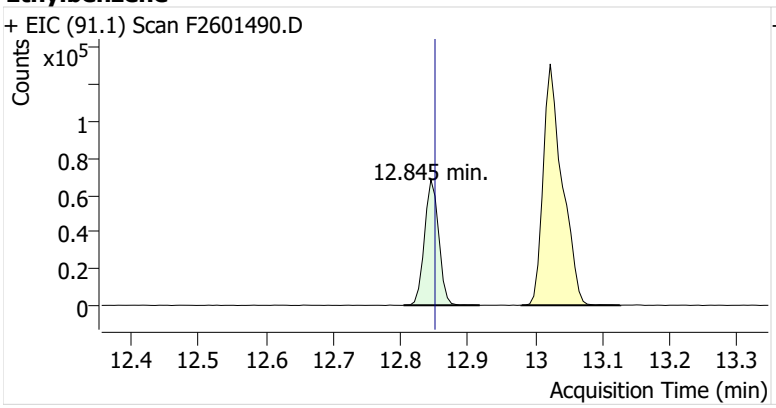

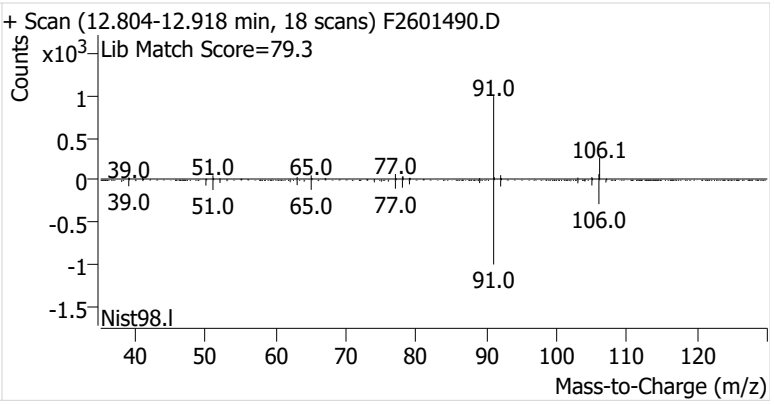

m-/p-Xylenes

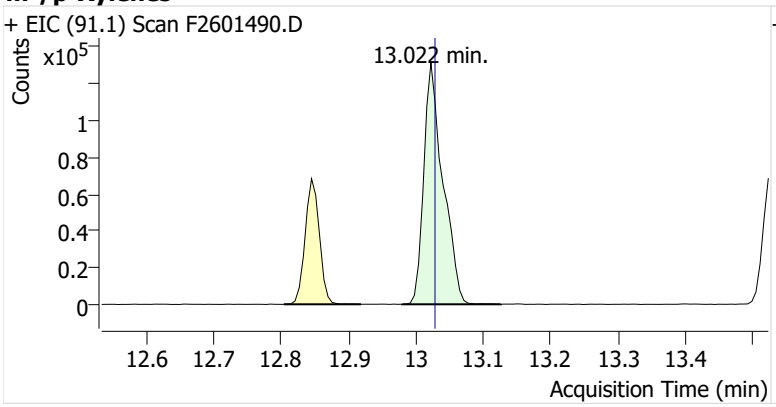

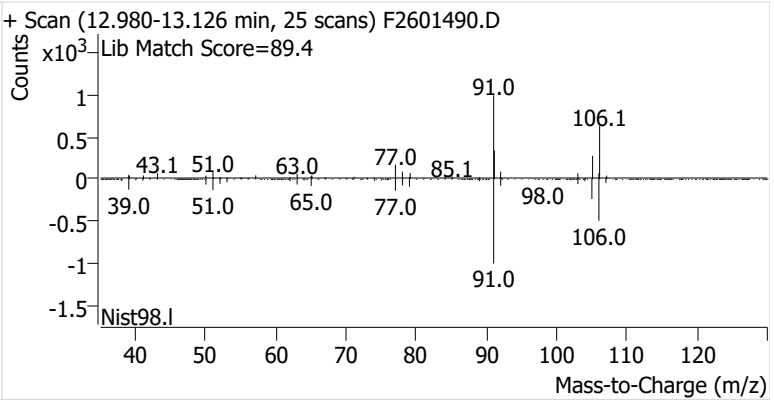

o-Xylene

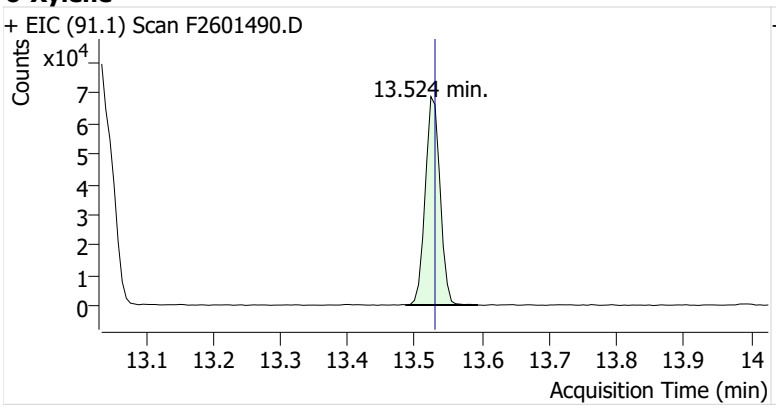
+ EIC (91.1) Scan F2601490.D
Counts
x10^4
13.524 min.
Acquisition Time (min)

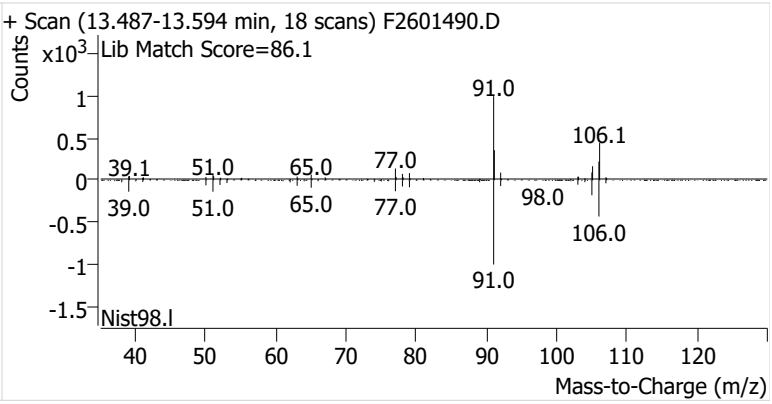
+ Scan (13.487-13.594 min, 18 scans) F2601490.D
Lib Match Score=86.1
Counts
x10^3
91.0
106.1
39.1
51.0
65.0
77.0
98.0
39.0
51.0
65.0
77.0
106.0
91.0
Nist98.l
Mass-to-Charge (m/z)

Name	IRVSEA-8-B-20260218
Comment	B50871
Data File	F2601491.D
Acq. Date-Time	3/5/2026 7:40:50 PM
Acq. Method File	M325B-MTD
Tube Sorbent	Carbopack X
Analyze Quant Version	12.1
Report Quant Version	12.1

Sample Chromatogram

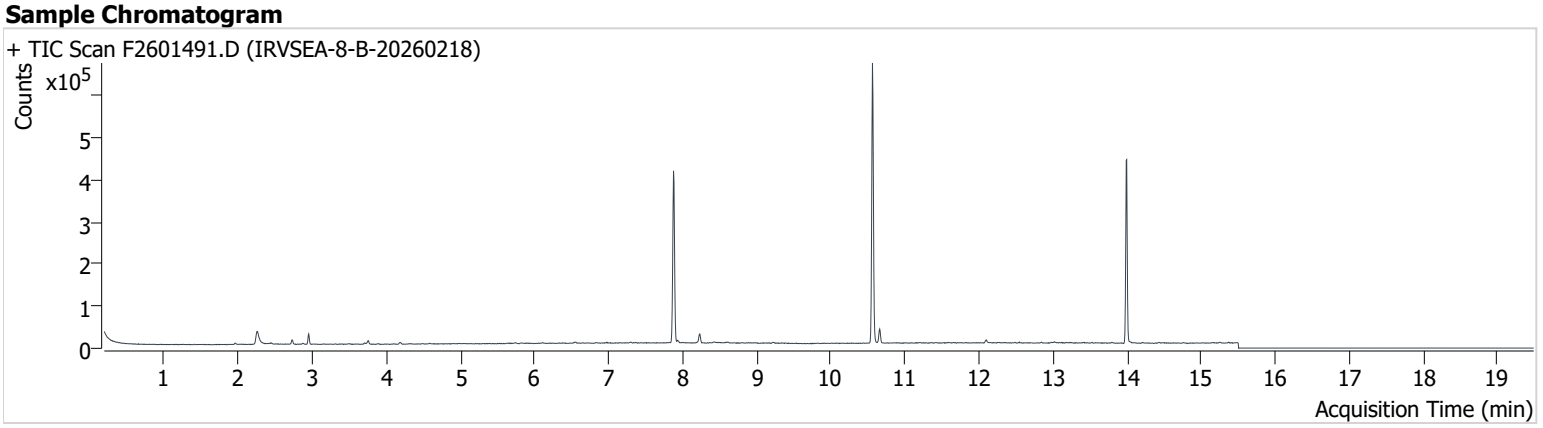

Name	ISTD	RT	ICAL RT	Resp.	Int. Flag
benzene-d6 (IS)		7.877	7.889	369,229	
Benzene	benzene-d6 (IS)	7.932	7.945	3,961	
Toluene-d8 (IS)		10.563	10.569	400,305	
Toluene	Toluene-d8 (IS)	10.661	10.667	22,940	
Ethylbenzene	Toluene-d8 (IS)	12.845	12.851	937	
m-/p-Xylenes	Toluene-d8 (IS)	13.016	13.028	1,432	
o-Xylene	Toluene-d8 (IS)	13.530	13.530	654	m

benzene-d6 (IS)

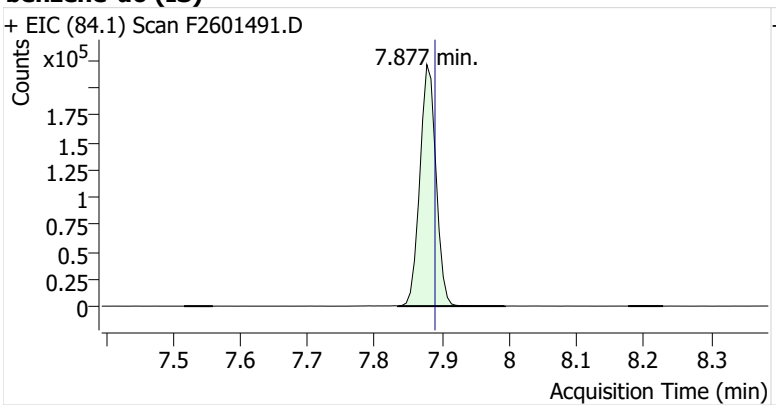

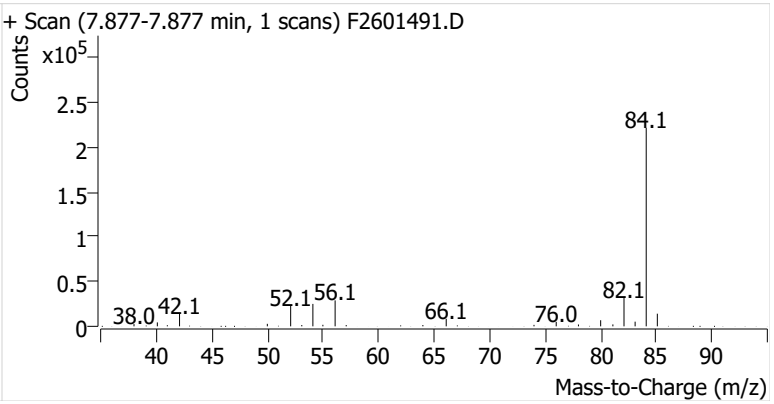

Benzene

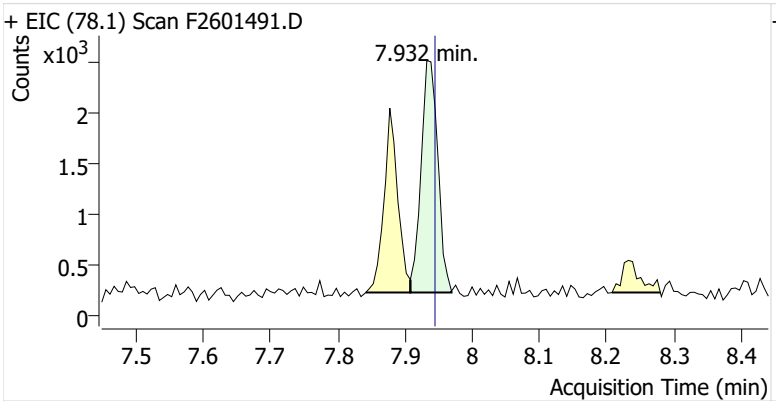

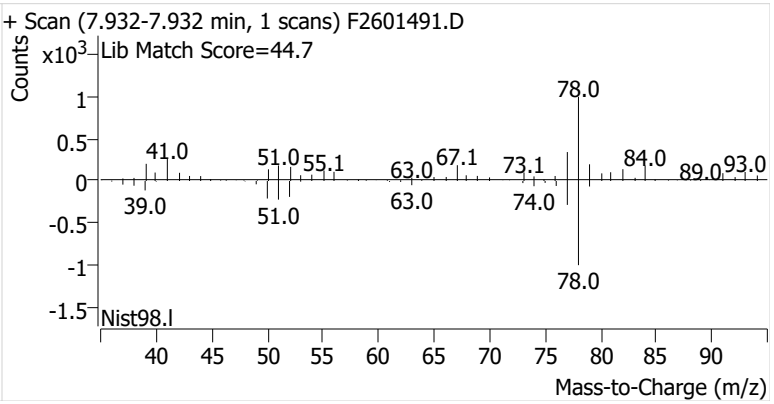

Toluene-d8 (IS)

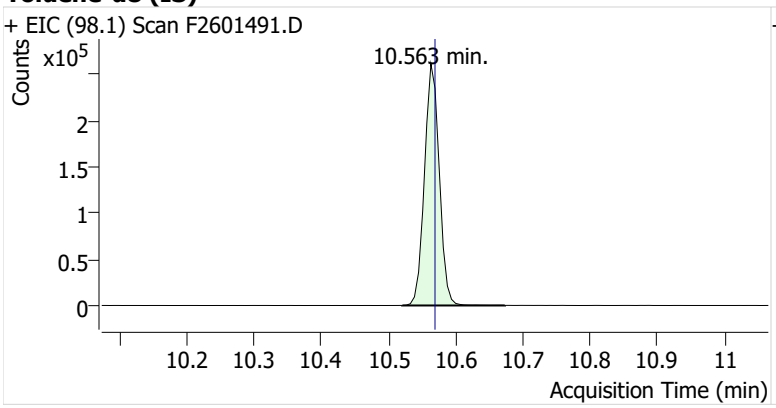

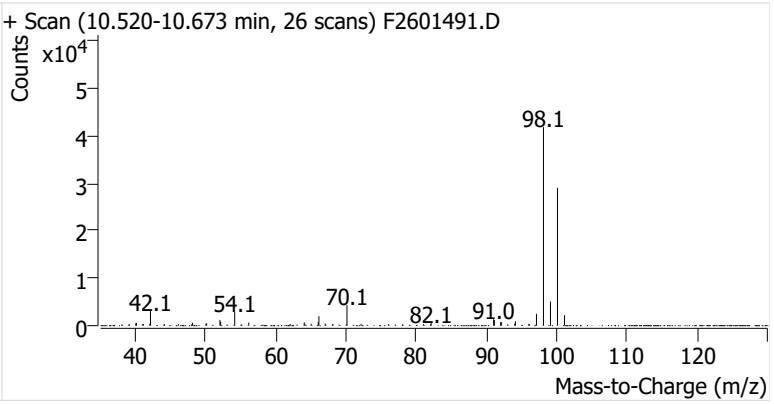

Toluene

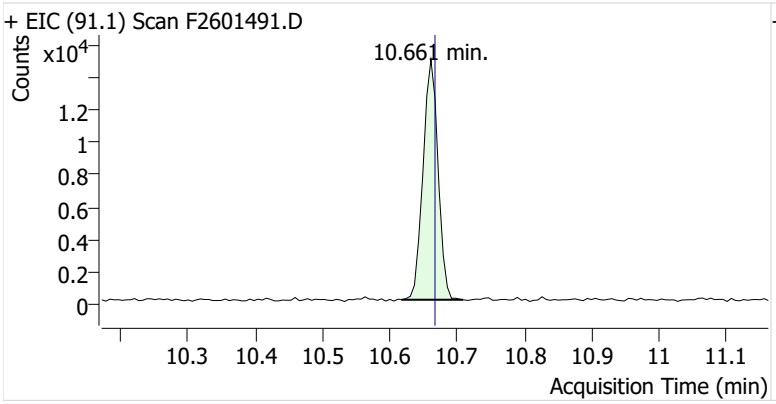

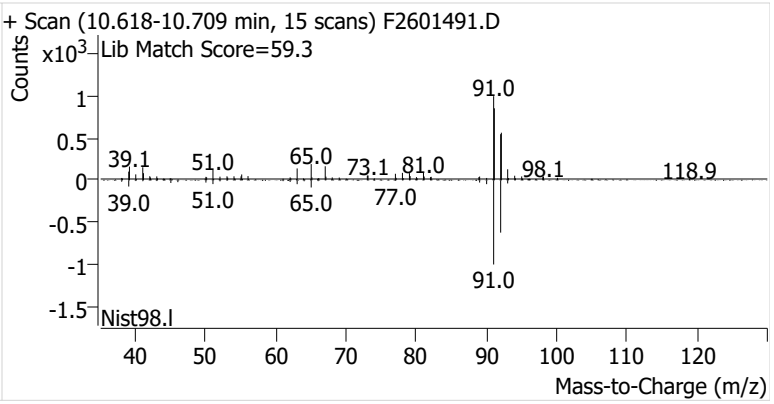

Ethylbenzene

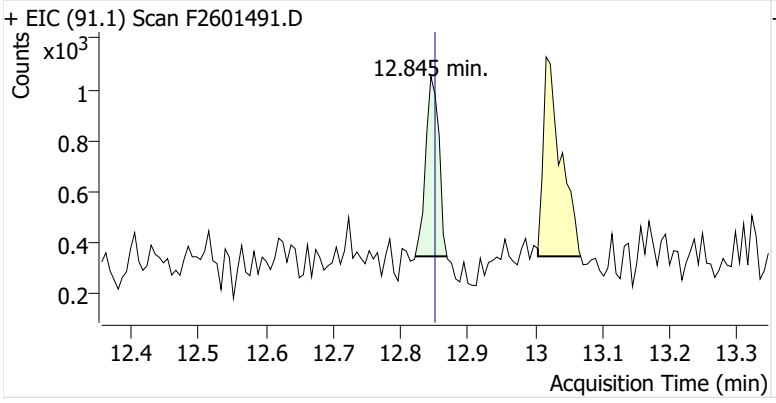

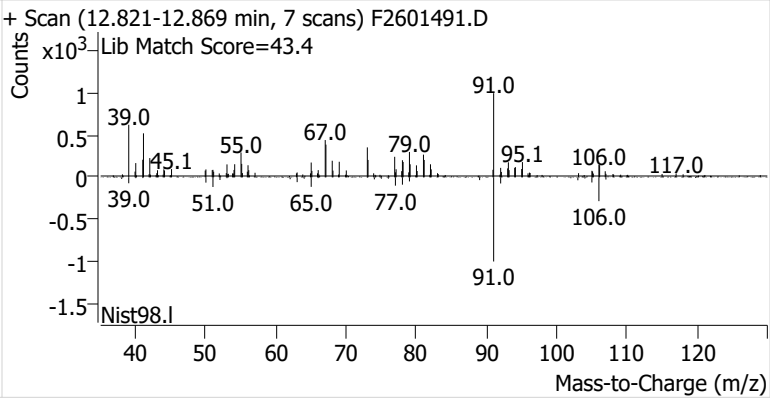

m-/p-Xylenes

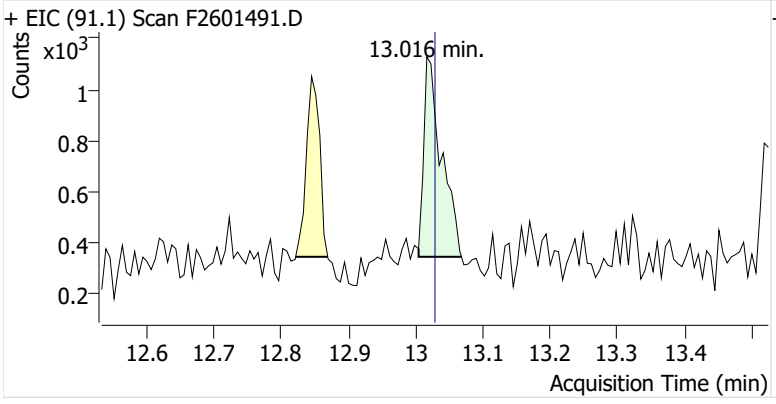

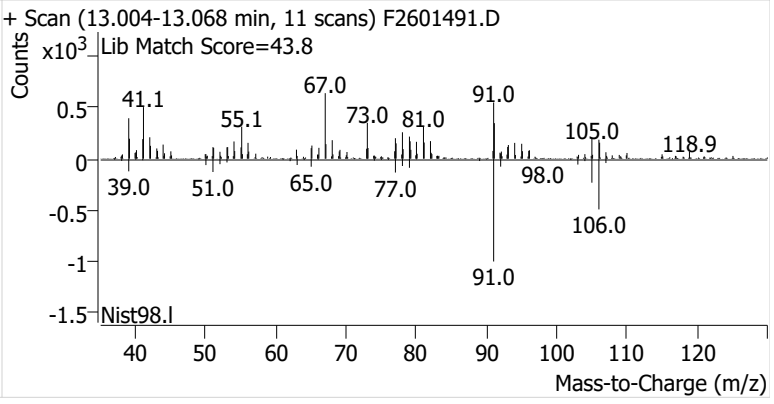

o-Xylene

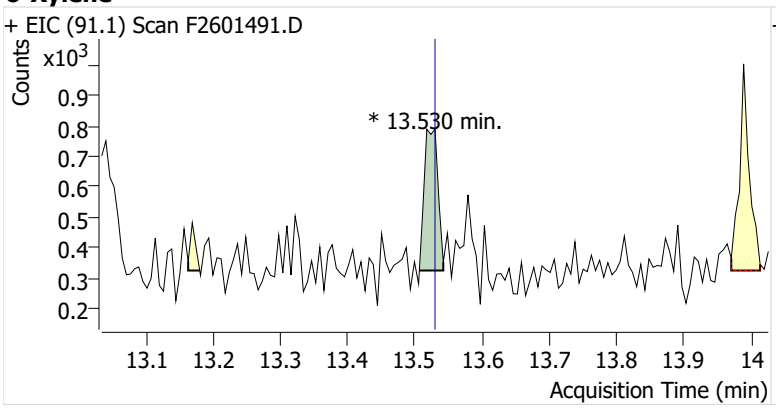
+ EIC (91.1) Scan F2601491.D
Counts
x10^3
0.9
0.8
0.7
0.6
0.5
0.4
0.3
0.2
* 13.530 min.
13.1
13.2
13.3
13.4
13.5
13.6
13.7
13.8
13.9
14
Acquisition Time (min)

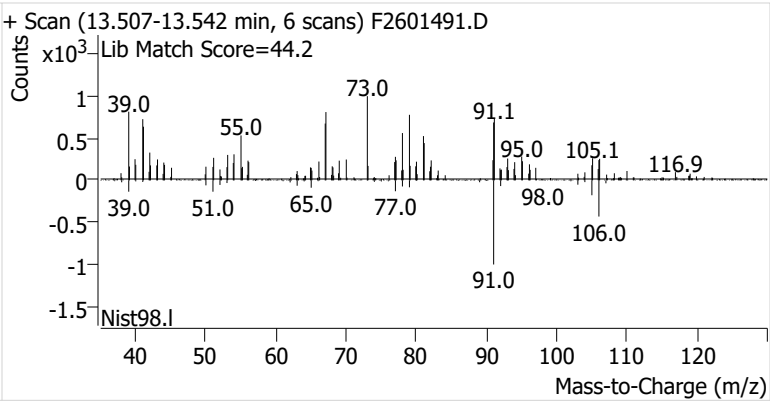
+ Scan (13.507-13.542 min, 6 scans) F2601491.D
Lib Match Score=44.2
Counts
x10^3
1
0.5
0
-0.5
-1
-1.5
39.0
55.0
73.0
91.1
95.0
105.1
116.9
39.0
51.0
65.0
77.0
98.0
106.0
91.0
Nist98.l
40
50
60
70
80
90
100
110
120
Mass-to-Charge (m/z)

Name	IRVSEA-9-S-20260218
Comment	C01820
Data File	F2601493.D
Acq. Date-Time	3/5/2026 8:31:29 PM
Acq. Method File	M325B-MTD
Tube Sorbent	Carbopack X
Analyze Quant Version	12.1
Report Quant Version	12.1

Sample Chromatogram

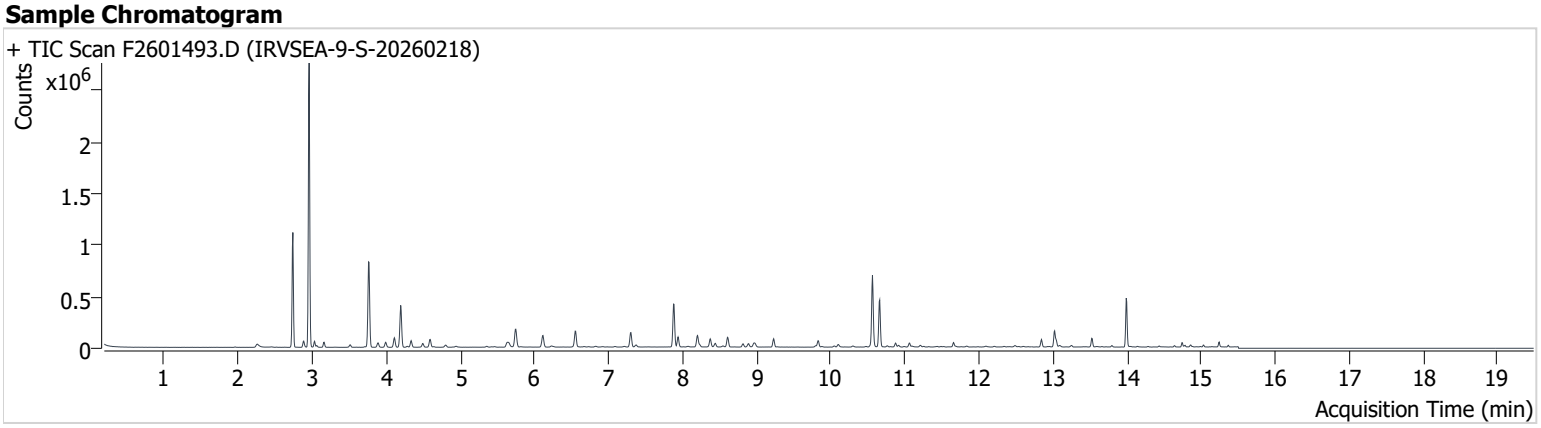

Name	ISTD	RT	ICAL RT	Resp.	Int. Flag
benzene-d6 (IS)		7.877	7.889	376,804	
Benzene	benzene-d6 (IS)	7.938	7.945	80,805	
Toluene-d8 (IS)		10.563	10.569	412,919	
Toluene	Toluene-d8 (IS)	10.661	10.667	306,812	
Ethylbenzene	Toluene-d8 (IS)	12.845	12.851	47,135	
m-/p-Xylenes	Toluene-d8 (IS)	13.022	13.028	111,379	
o-Xylene	Toluene-d8 (IS)	13.524	13.530	46,618	

benzene-d6 (IS)

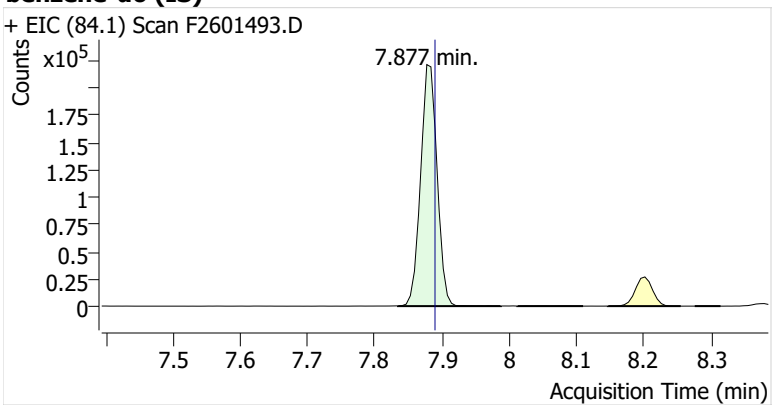

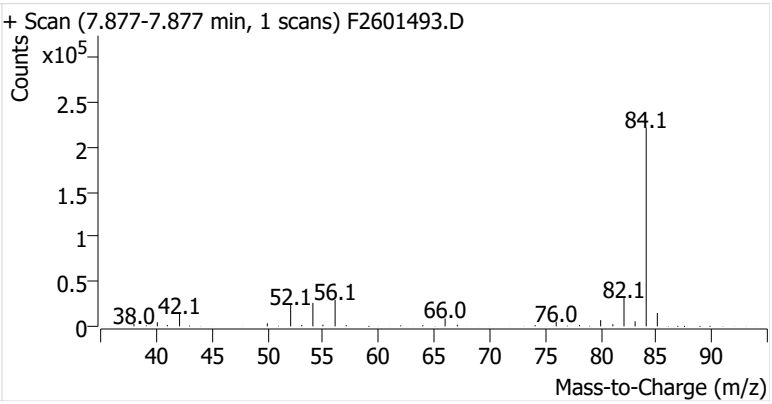

Benzene

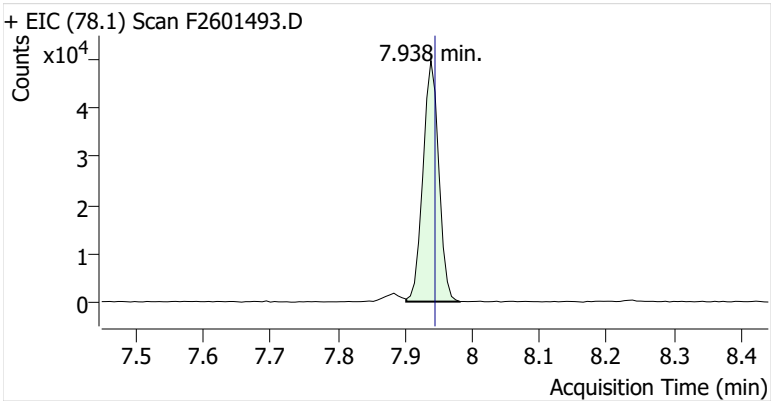

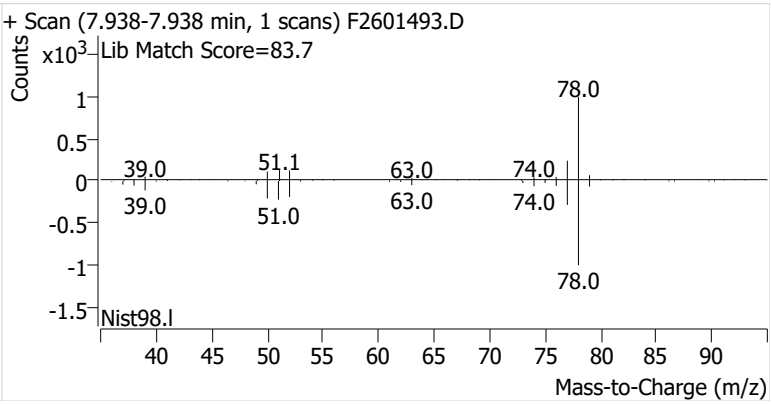

Toluene-d8 (IS)

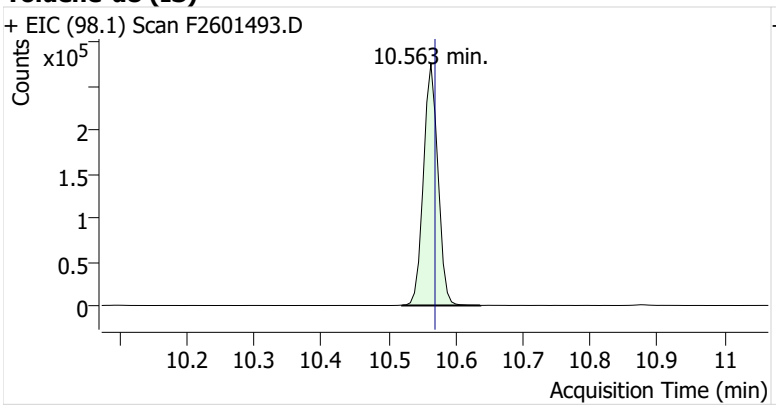

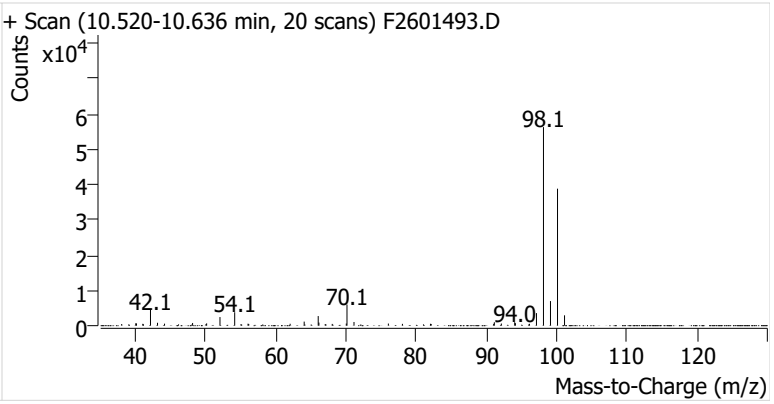

Toluene

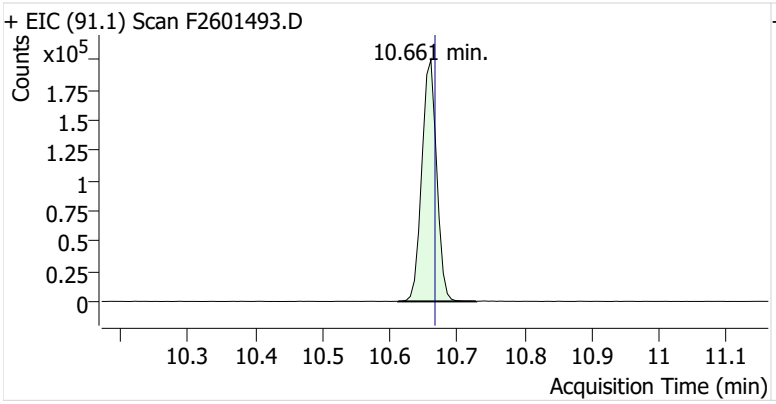

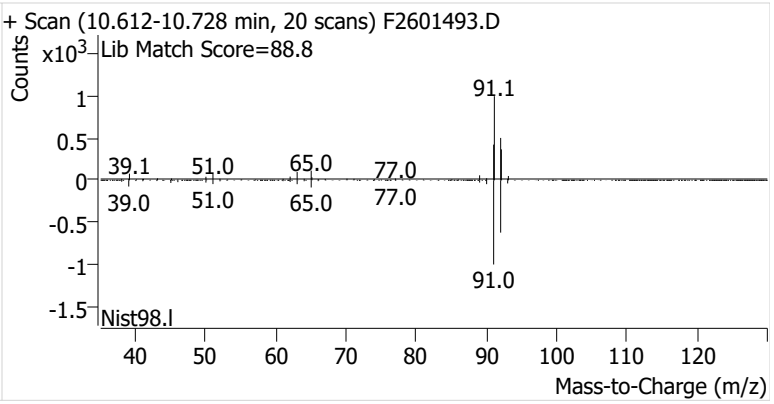

Ethylbenzene

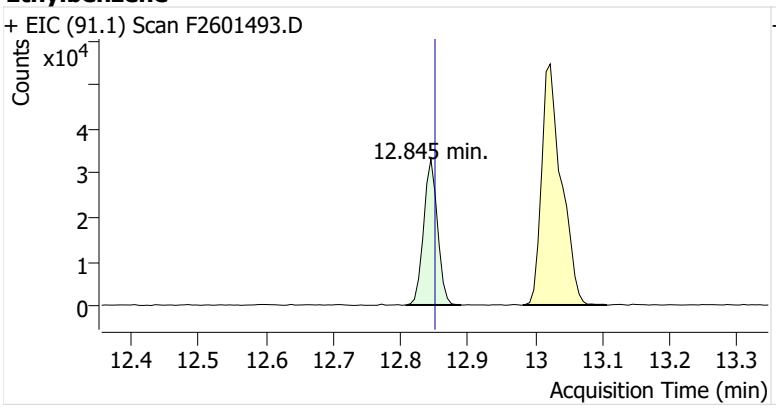

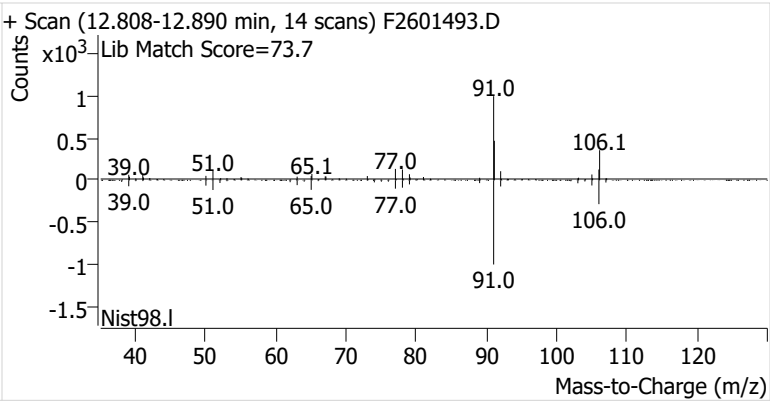

m-/p-Xylenes

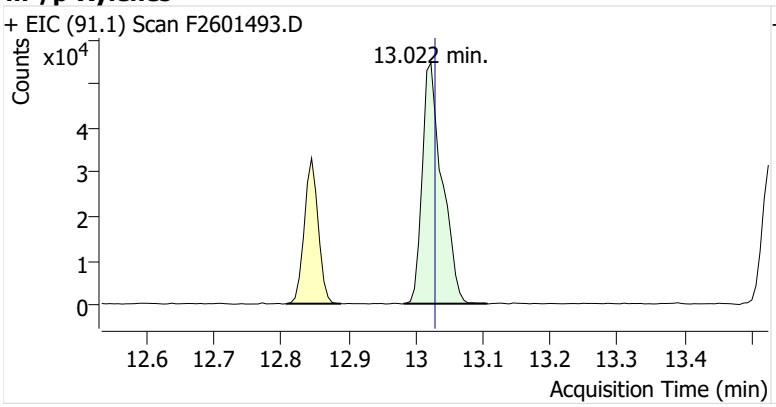

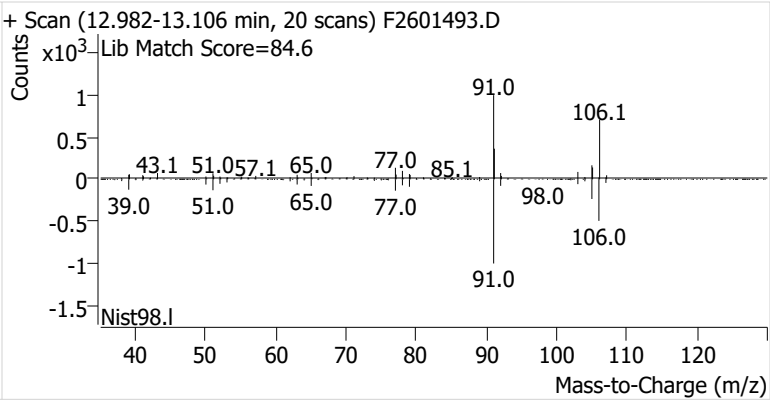

o-Xylene

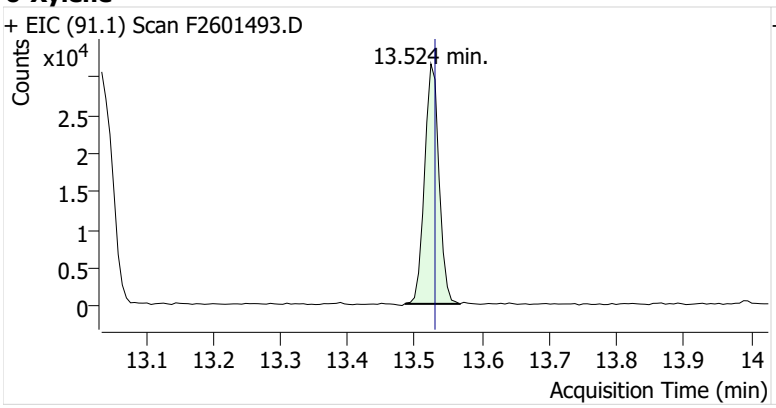
+ EIC (91.1) Scan F2601493.D
Counts
x10^4
13.524 min.
2.5
2
1.5
1
0.5
0
13.1 13.2 13.3 13.4 13.5 13.6 13.7 13.8 13.9 14
Acquisition Time (min)

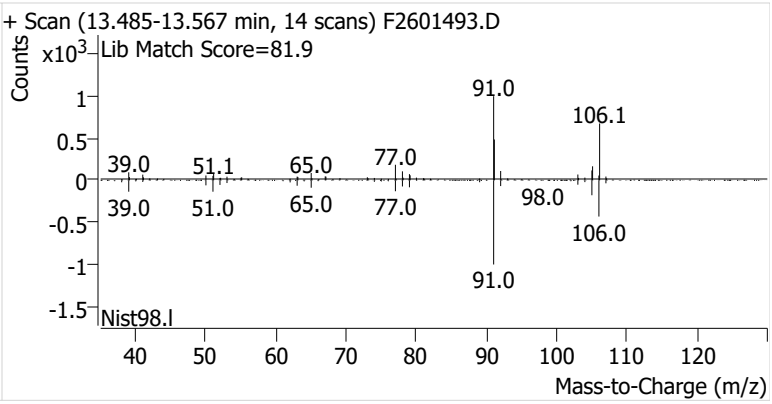
+ Scan (13.485-13.567 min, 14 scans) F2601493.D
Counts
x10^3
Lib Match Score=81.9
91.0
106.1
39.0
51.1
65.0
77.0
98.0
106.0
1
0.5
0
-0.5
-1
-1.5
Nist98.l
40 50 60 70 80 90 100 110 120
Mass-to-Charge (m/z)

Name	IRVSEA-10-S-20260218
Comment	C01468
Data File	F2601494.D
Acq. Date-Time	3/5/2026 8:56:54 PM
Acq. Method File	M325B-MTD
Tube Sorbent	Carbopack X
Analyze Quant Version	12.1
Report Quant Version	12.1

Sample Chromatogram

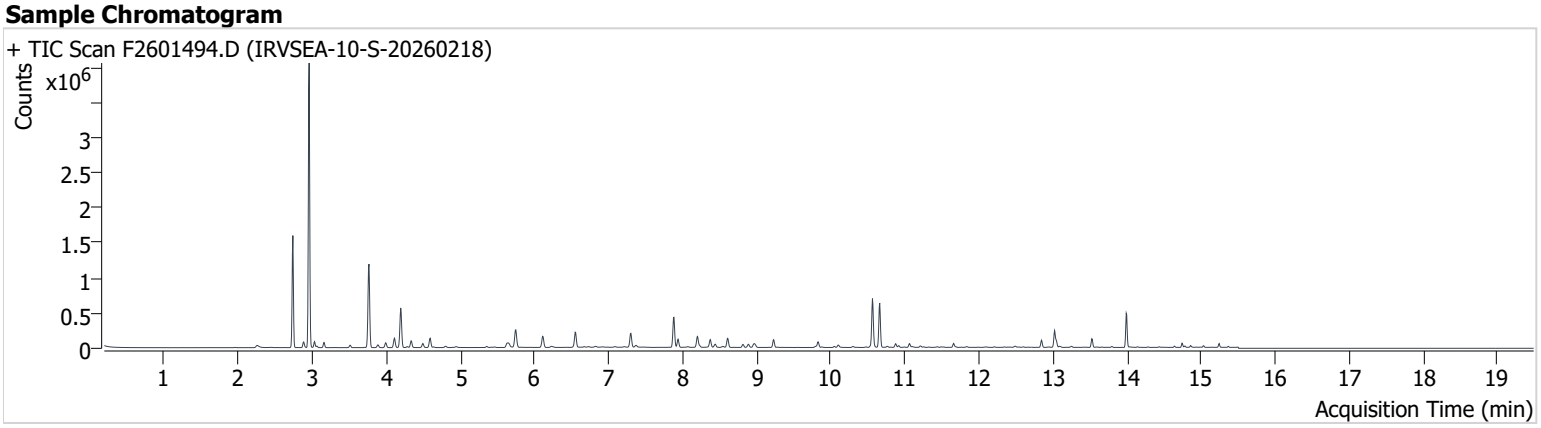

Name	ISTD	RT	ICAL RT	Resp.	Int. Flag
benzene-d6 (IS)		7.883	7.889	385,336	
Benzene	benzene-d6 (IS)	7.938	7.945	94,537	
Toluene-d8 (IS)		10.563	10.569	416,816	
Toluene	Toluene-d8 (IS)	10.661	10.667	412,912	
Ethylbenzene	Toluene-d8 (IS)	12.845	12.851	66,717	
m-/p-Xylenes	Toluene-d8 (IS)	13.022	13.028	165,756	
o-Xylene	Toluene-d8 (IS)	13.524	13.530	69,828	

benzene-d6 (IS)

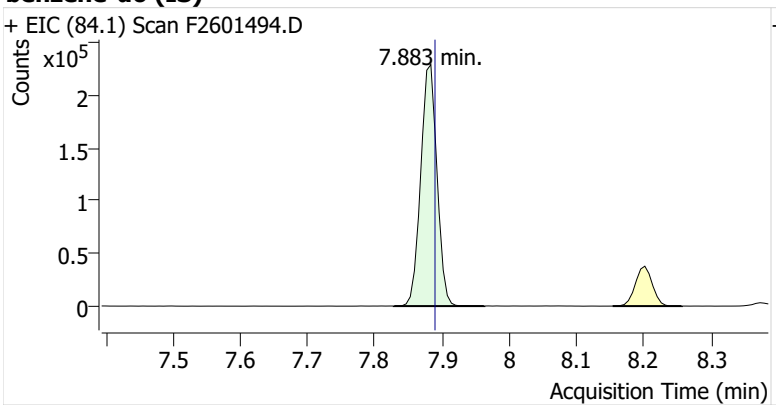

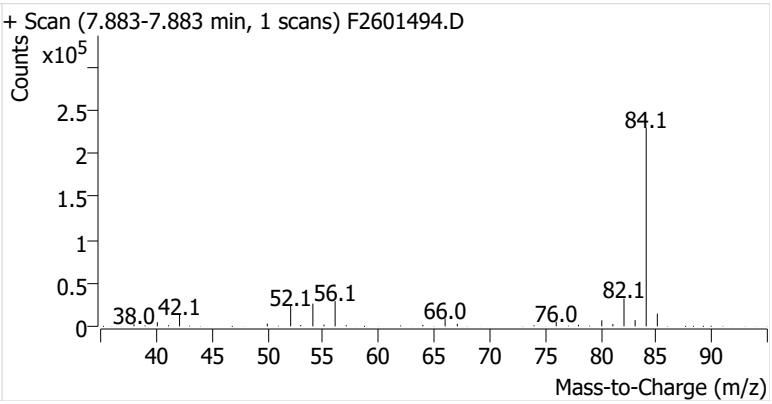

Benzene

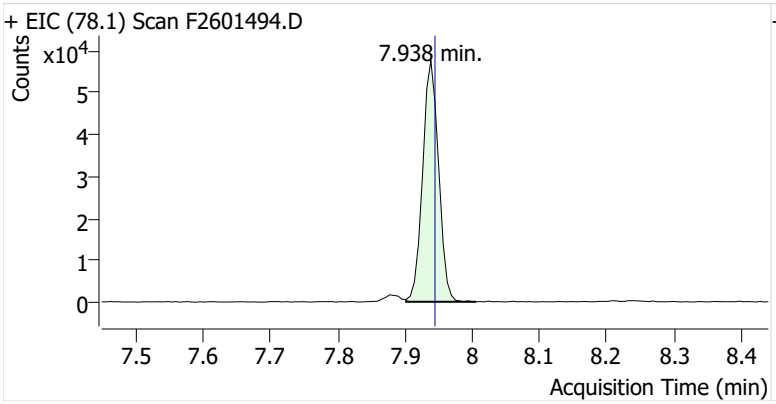

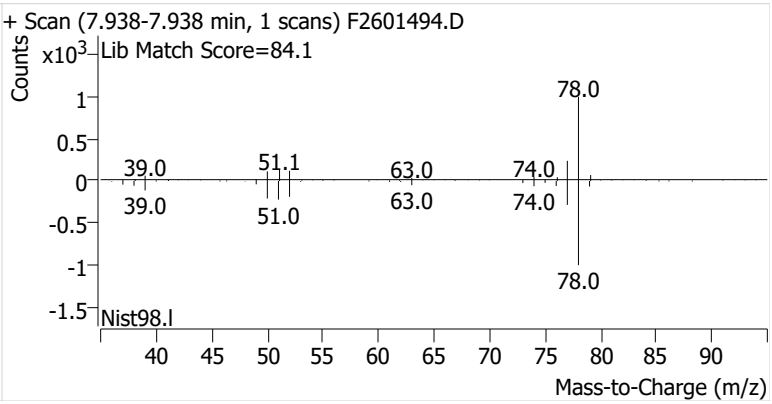

Toluene-d8 (IS)

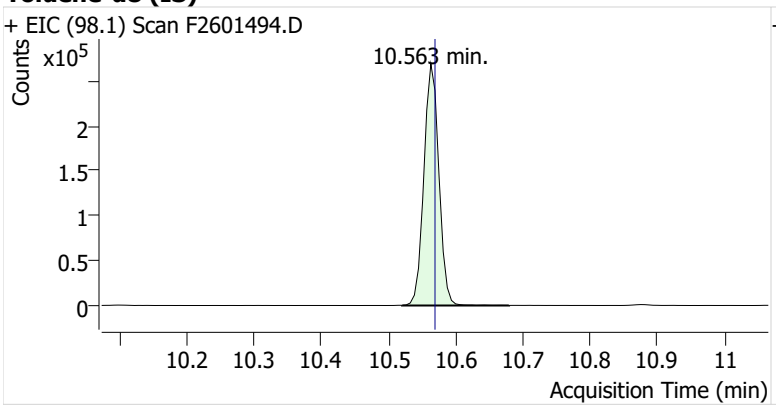

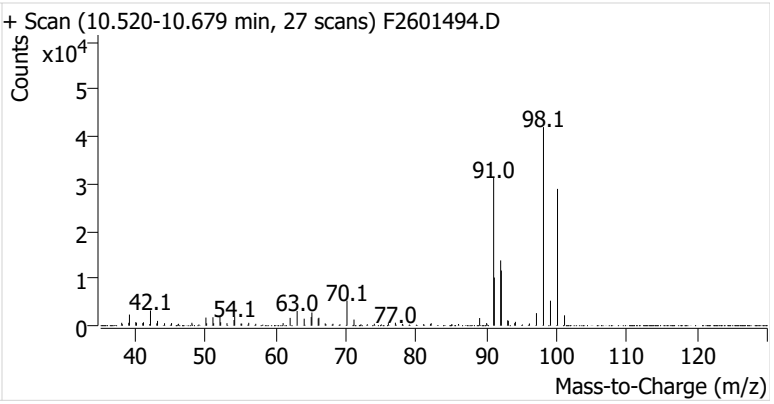

Toluene

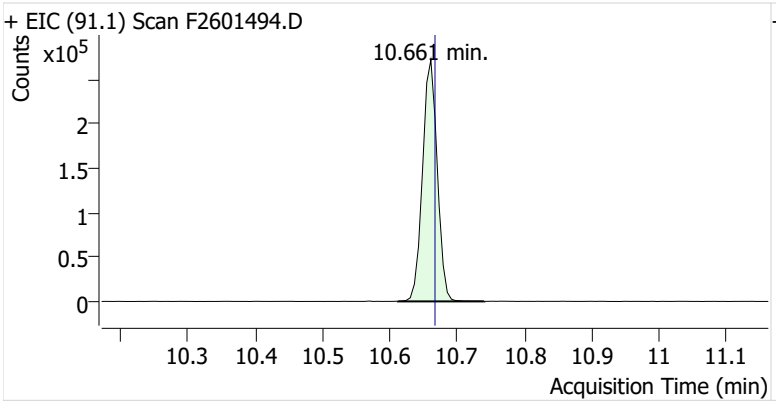

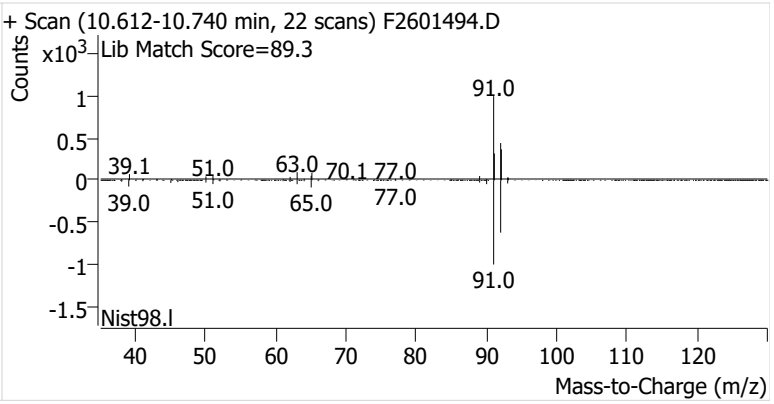

Ethylbenzene

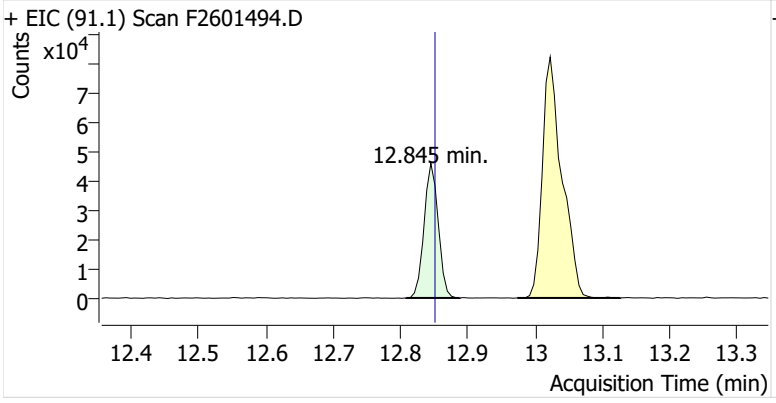

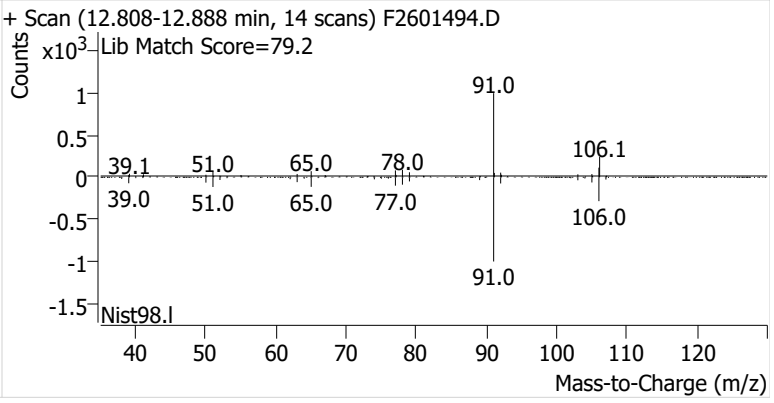

m-/p-Xylenes

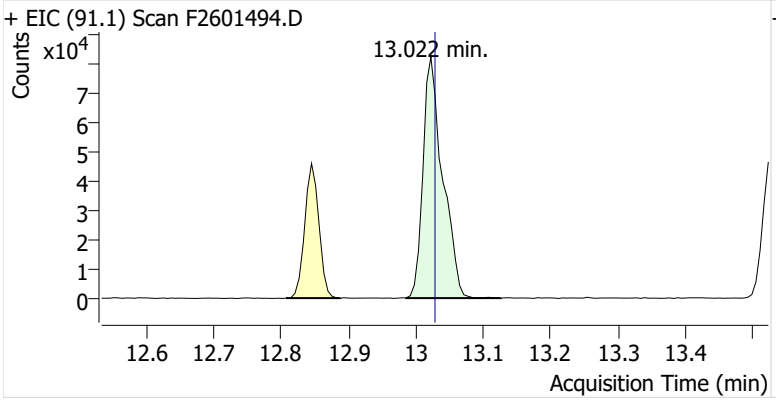

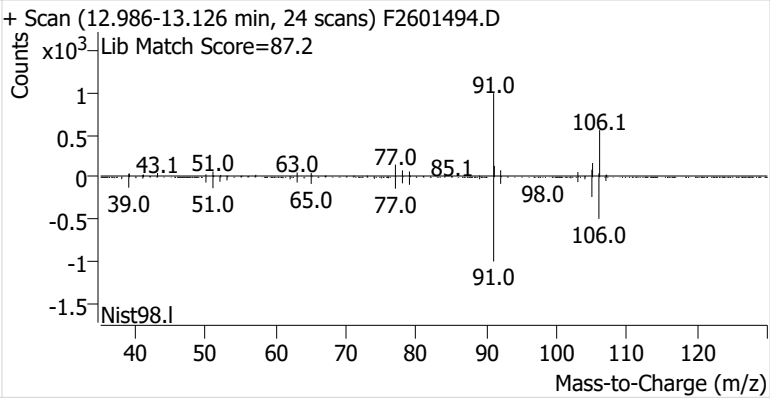

o-Xylene

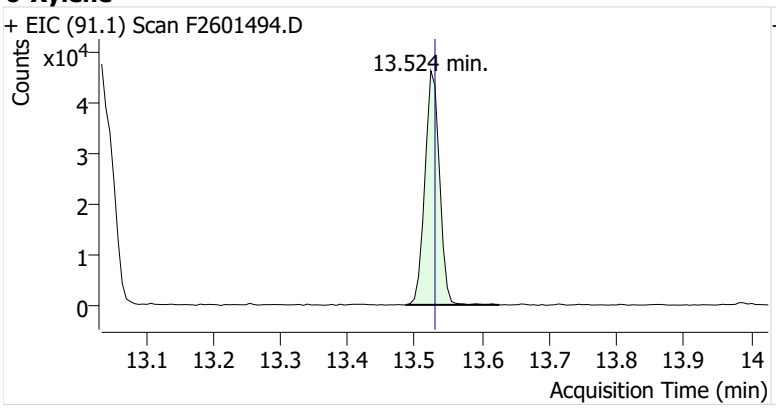
+ EIC (91.1) Scan F2601494.D
Counts
x10^4
13.524 min.
Acquisition Time (min)

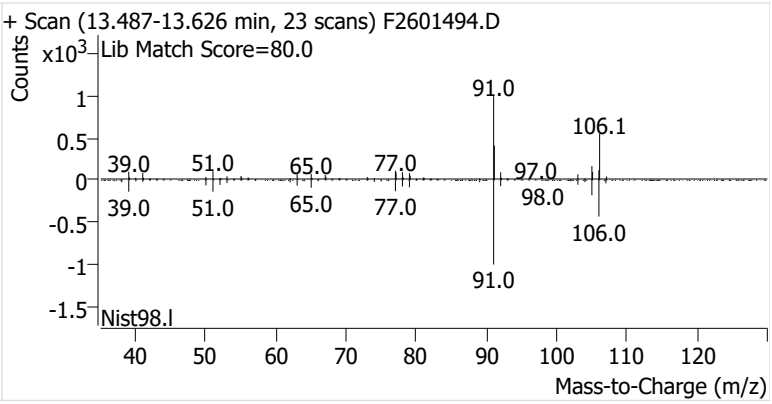
+ Scan (13.487-13.626 min, 23 scans) F2601494.D
Counts
x10^3
Lib Match Score=80.0
91.0
106.1
39.0
51.0
65.0
77.0
97.0
98.0
106.0
Nist98.l
Mass-to-Charge (m/z)

Name	IRVSEA-11-S-20260218
Comment	C00841
Data File	F2601495.D
Acq. Date-Time	3/5/2026 9:22:08 PM
Acq. Method File	M325B-MTD
Tube Sorbent	Carbopack X
Analyze Quant Version	12.1
Report Quant Version	12.1

Sample Chromatogram

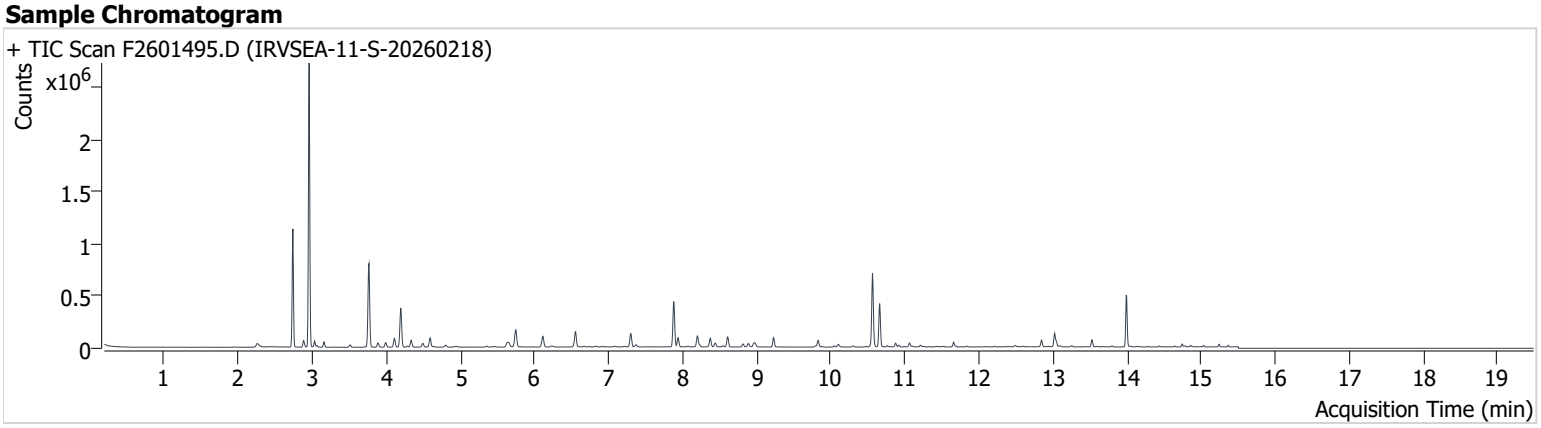

Name	ISTD	RT	ICAL RT	Resp.	Int. Flag
benzene-d6 (IS)		7.883	7.889	392,343	
Benzene	benzene-d6 (IS)	7.939	7.945	73,988	
Toluene-d8 (IS)		10.563	10.569	423,489	
Toluene	Toluene-d8 (IS)	10.661	10.667	274,501	
Ethylbenzene	Toluene-d8 (IS)	12.845	12.851	39,103	
m-/p-Xylenes	Toluene-d8 (IS)	13.022	13.028	92,546	
o-Xylene	Toluene-d8 (IS)	13.524	13.530	37,118	

benzene-d6 (IS)

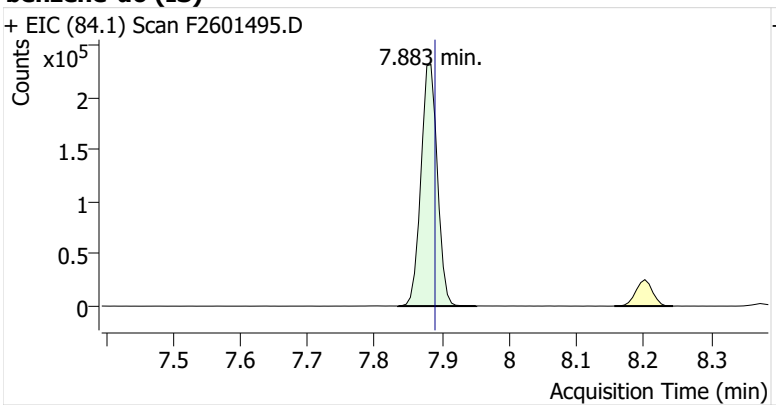

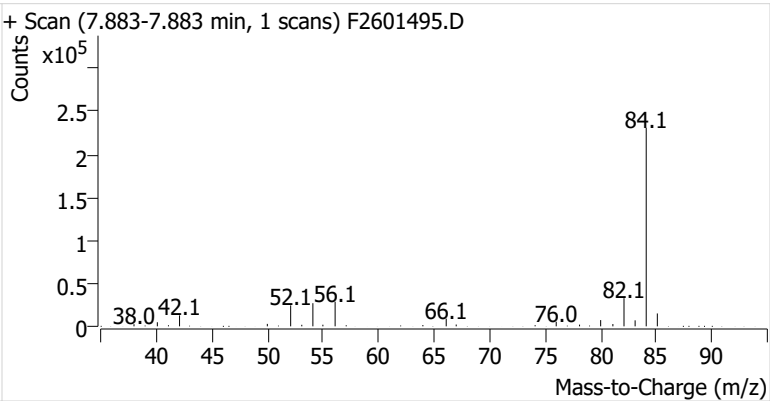

Benzene

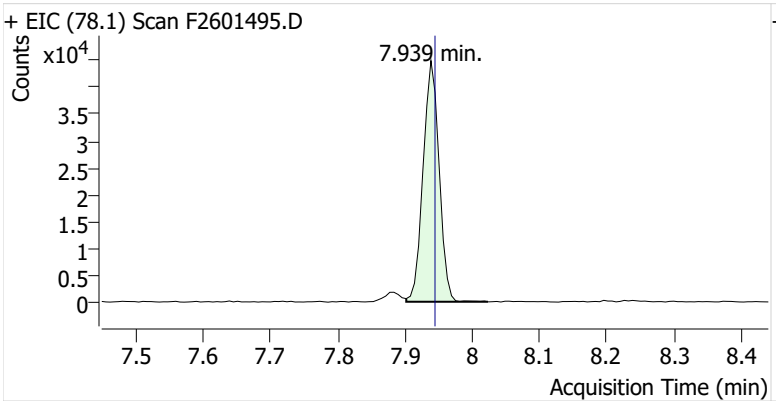

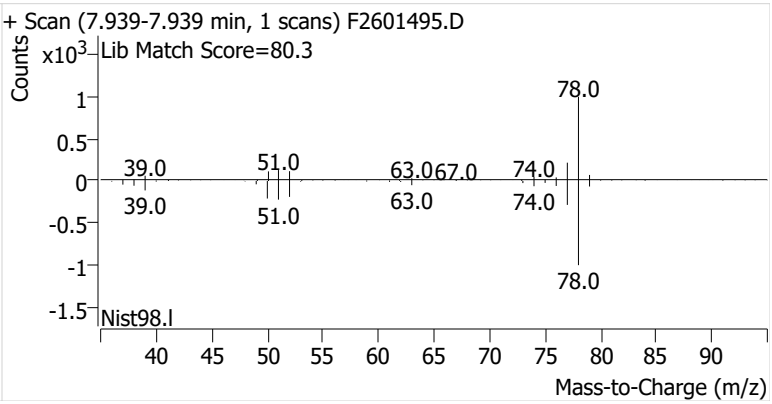

Toluene-d8 (IS)

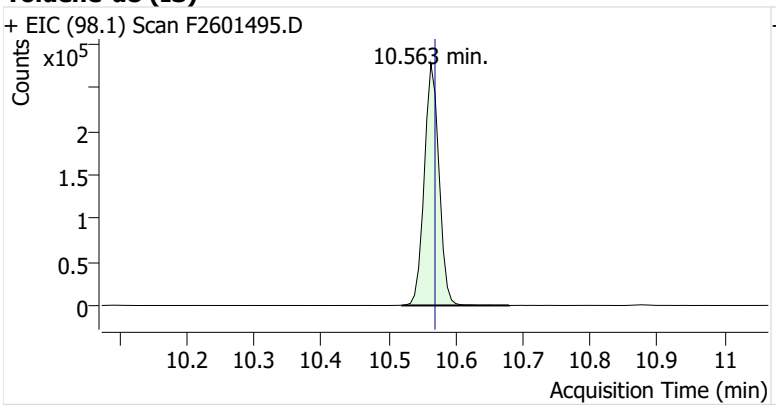

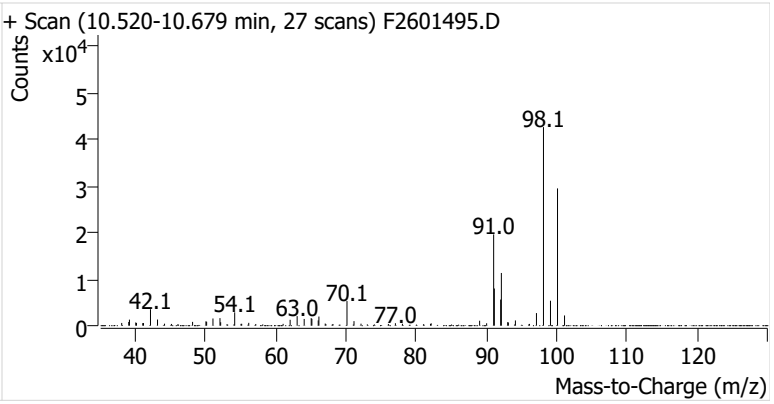

Toluene

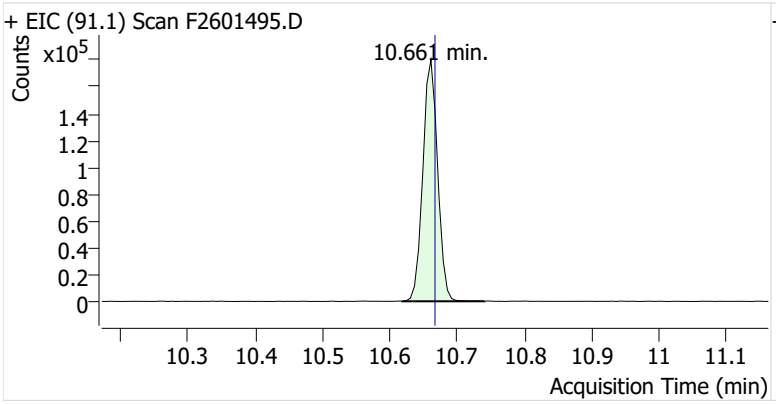

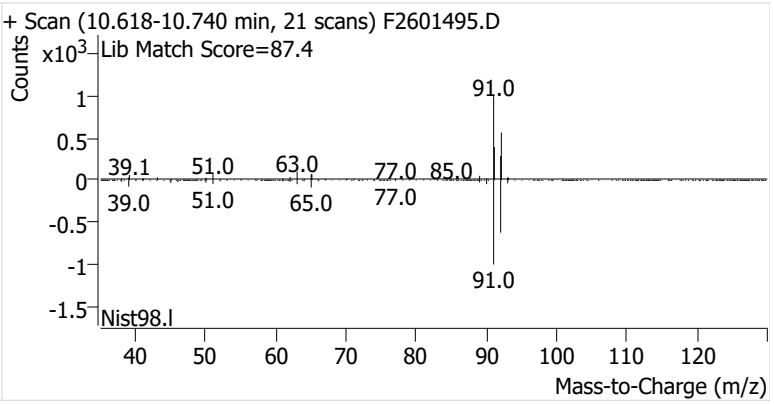

Ethylbenzene

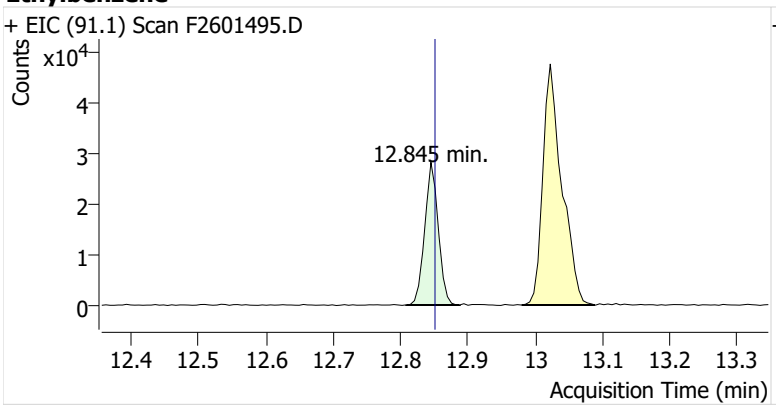

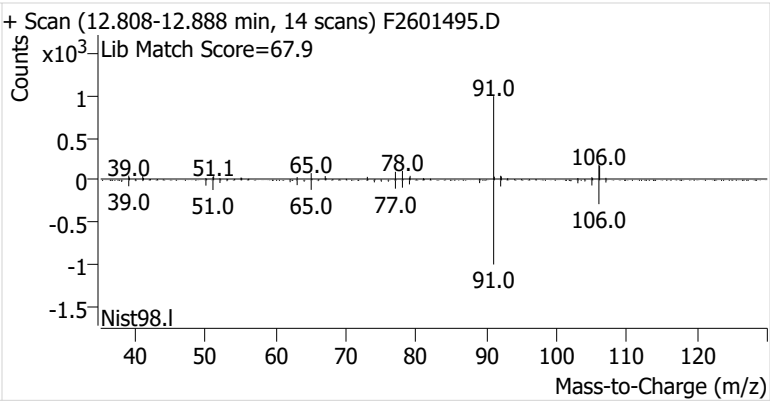

m-/p-Xylenes

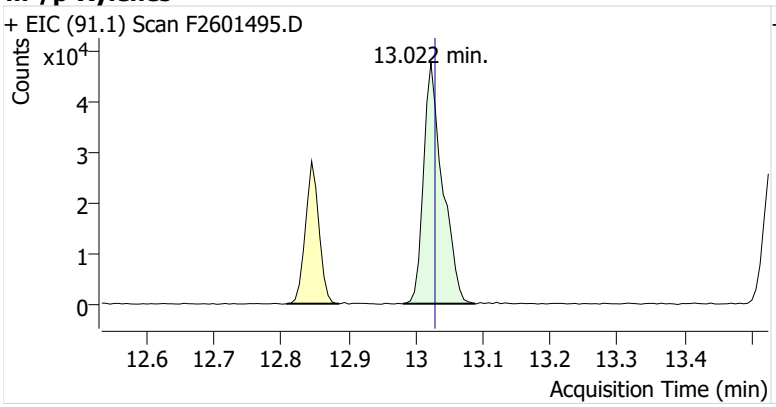

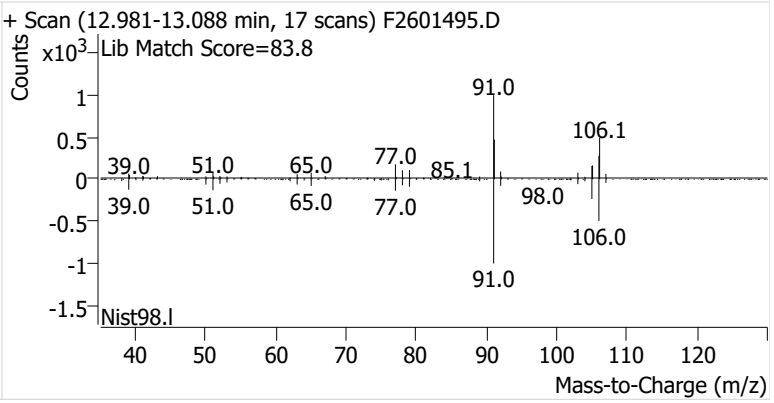

o-Xylene

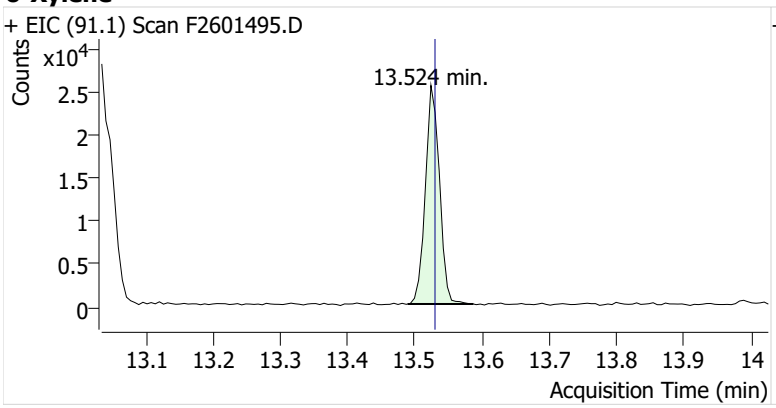
+ EIC (91.1) Scan F2601495.D
Counts
x10^4
2.5
2
1.5
1
0.5
0
13.524 min.
13.1 13.2 13.3 13.4 13.5 13.6 13.7 13.8 13.9 14
Acquisition Time (min)

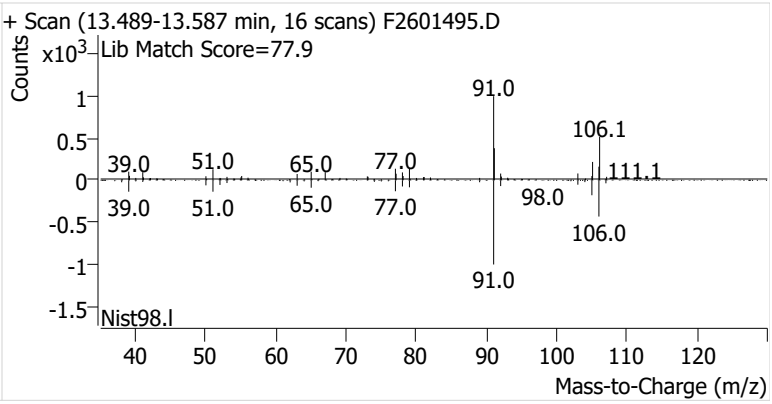
+ Scan (13.489-13.587 min, 16 scans) F2601495.D
Counts
x10^3
Lib Match Score=77.9
1
0.5
0
-0.5
-1
-1.5
91.0
106.1
111.1
39.0
51.0
65.0
77.0
98.0
106.0
Nist98.l
40 50 60 70 80 90 100 110 120
Mass-to-Charge (m/z)

Name	IRVSEA-12-S-20260218
Comment	C71576
Data File	F2601496.D
Acq. Date-Time	3/5/2026 9:47:23 PM
Acq. Method File	M325B-MTD
Tube Sorbent	Carbopack X
Analyze Quant Version	12.1
Report Quant Version	12.1

Sample Chromatogram

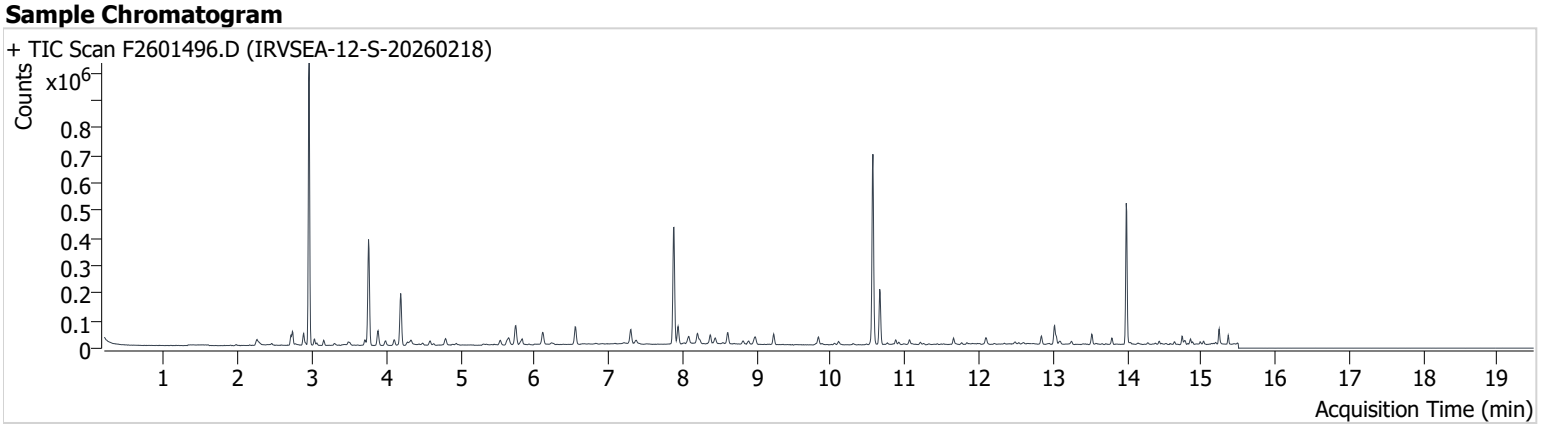

Name	ISTD	RT	ICAL RT	Resp.	Int. Flag
benzene-d6 (IS)		7.877	7.889	388,427	
Benzene	benzene-d6 (IS)	7.938	7.945	53,436	
Toluene-d8 (IS)		10.569	10.569	421,506	
Toluene	Toluene-d8 (IS)	10.661	10.667	125,845	
Ethylbenzene	Toluene-d8 (IS)	12.845	12.851	19,065	
m-/p-Xylenes	Toluene-d8 (IS)	13.022	13.028	48,687	
o-Xylene	Toluene-d8 (IS)	13.524	13.530	19,602	

benzene-d6 (IS)

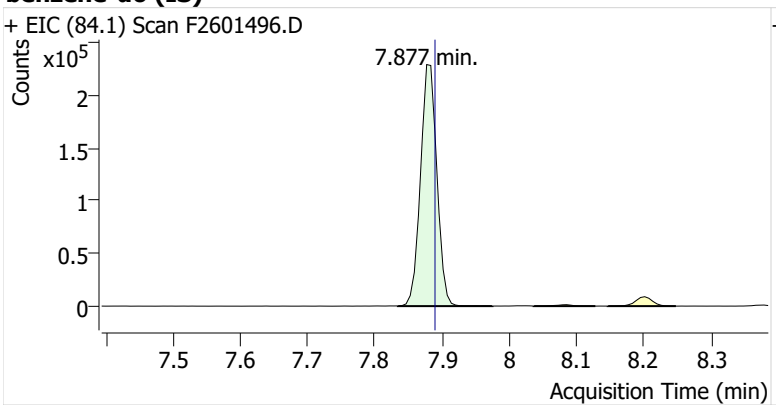

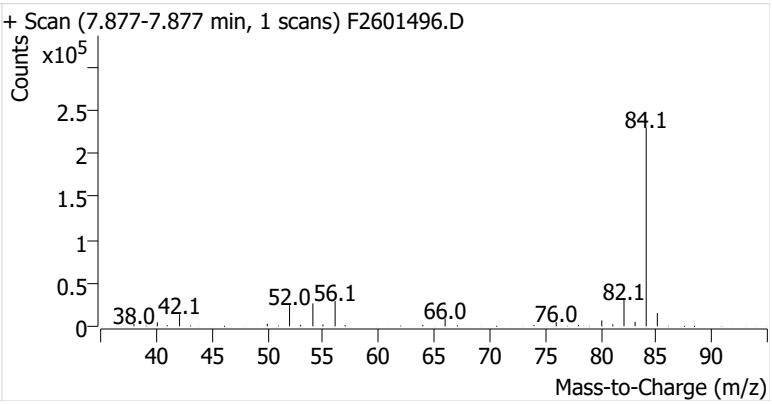

Benzene

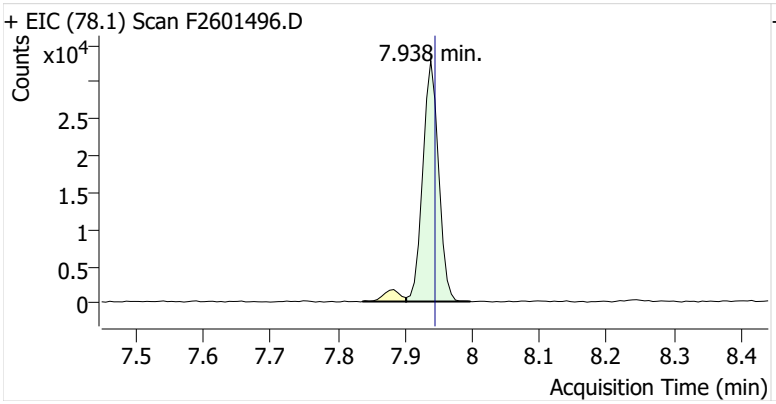

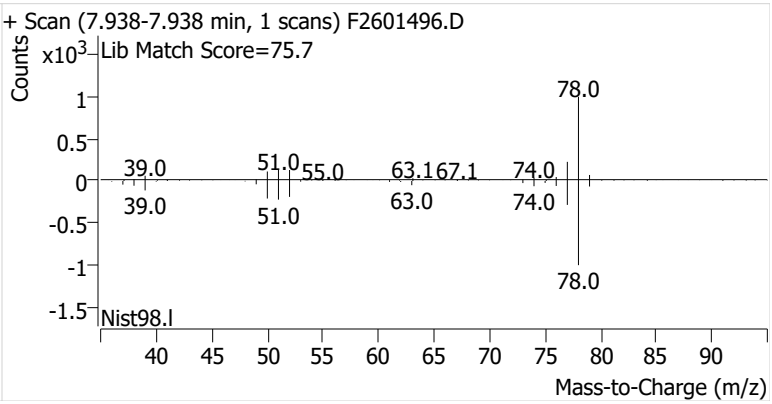

Toluene-d8 (IS)

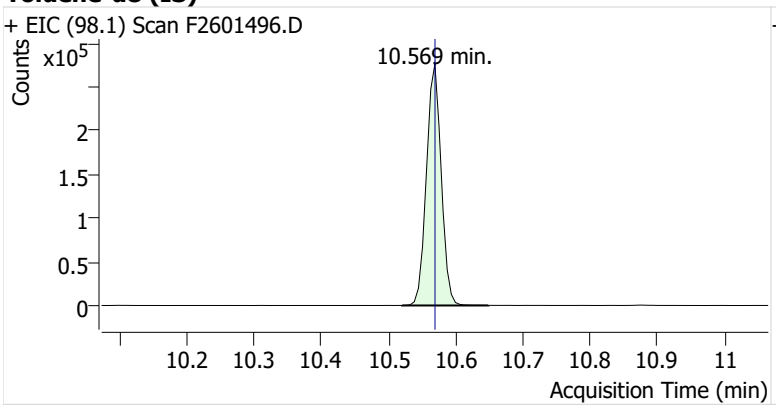

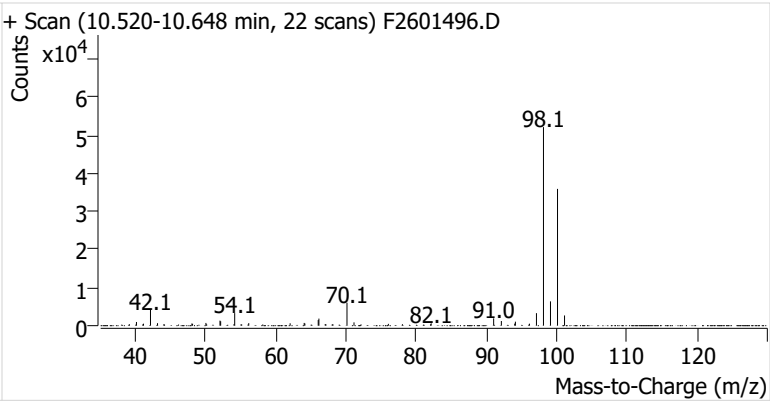

Toluene

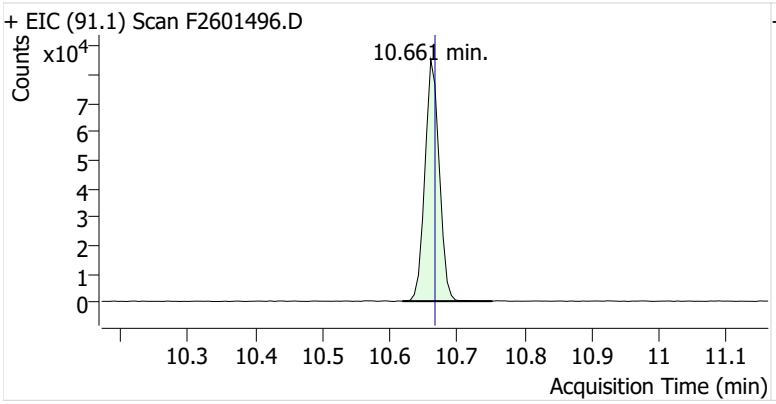

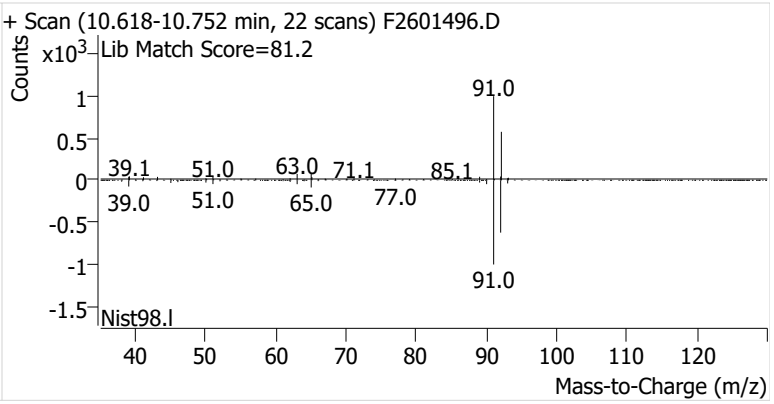

Ethylbenzene

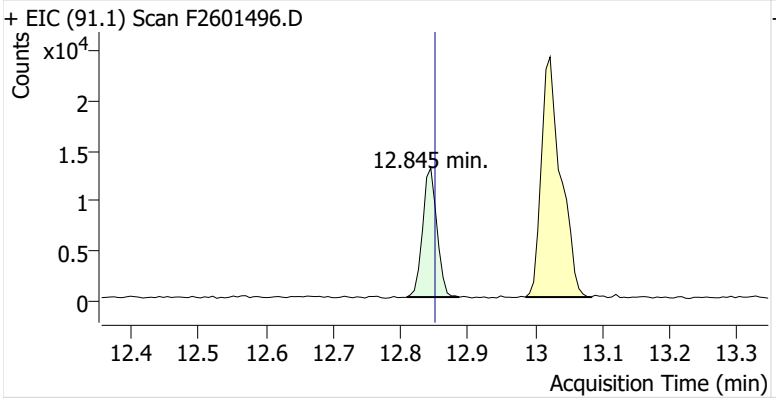

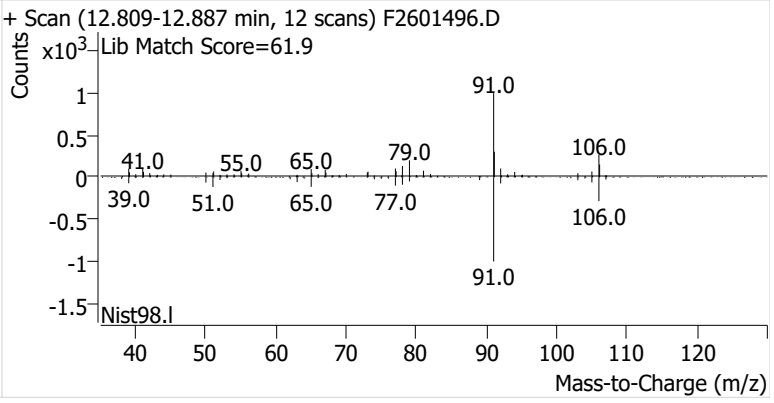

m-/p-Xylenes

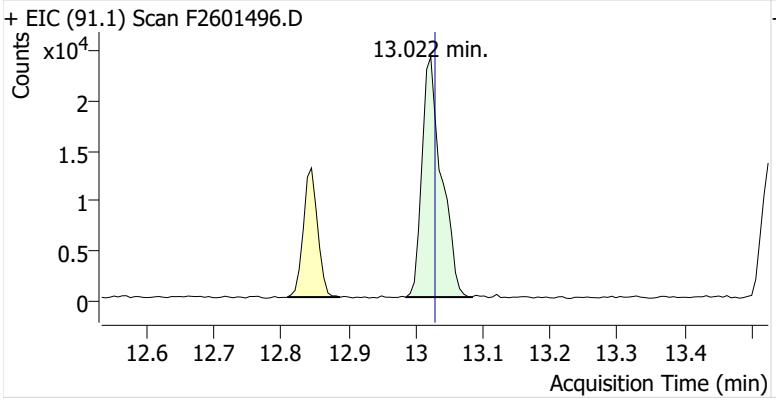

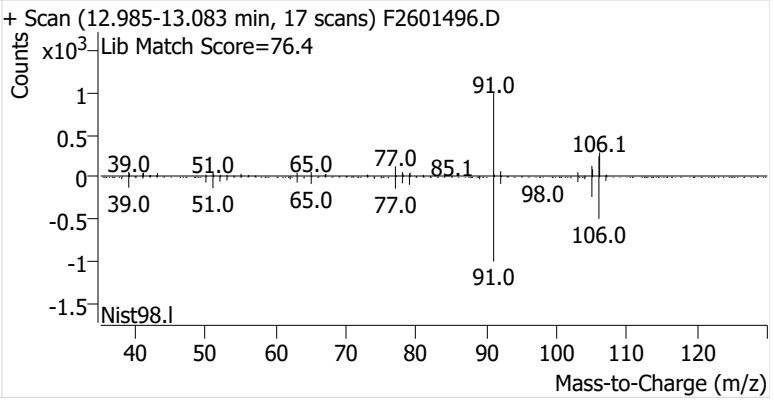

o-Xylene

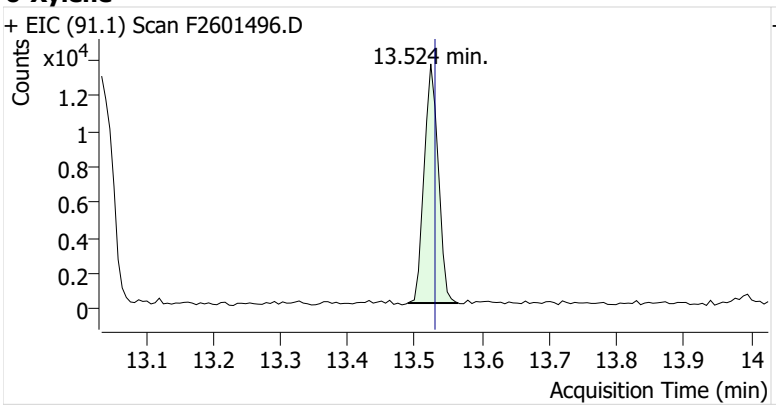
+ EIC (91.1) Scan F2601496.D
Counts
x10^4
13.524 min.
1.2
1
0.8
0.6
0.4
0.2
0
13.1 13.2 13.3 13.4 13.5 13.6 13.7 13.8 13.9 14
Acquisition Time (min)

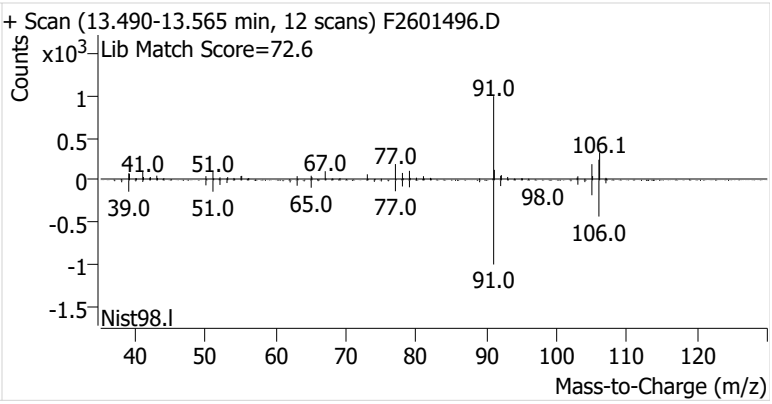
+ Scan (13.490-13.565 min, 12 scans) F2601496.D
Counts
x10^3
Lib Match Score=72.6
91.0
106.1
41.0
51.0
67.0
77.0
98.0
39.0
51.0
65.0
77.0
106.0
91.0
1
0.5
0
-0.5
-1
-1.5
Nist98.l
40 50 60 70 80 90 100 110 120
Mass-to-Charge (m/z)

Name	IRVSEA-13-S-20260218
Comment	C33507
Data File	F2601497.D
Acq. Date-Time	3/5/2026 10:13:34 PM
Acq. Method File	M325B-MTD
Tube Sorbent	Carbopack X
Analyze Quant Version	12.1
Report Quant Version	12.1

Sample Chromatogram

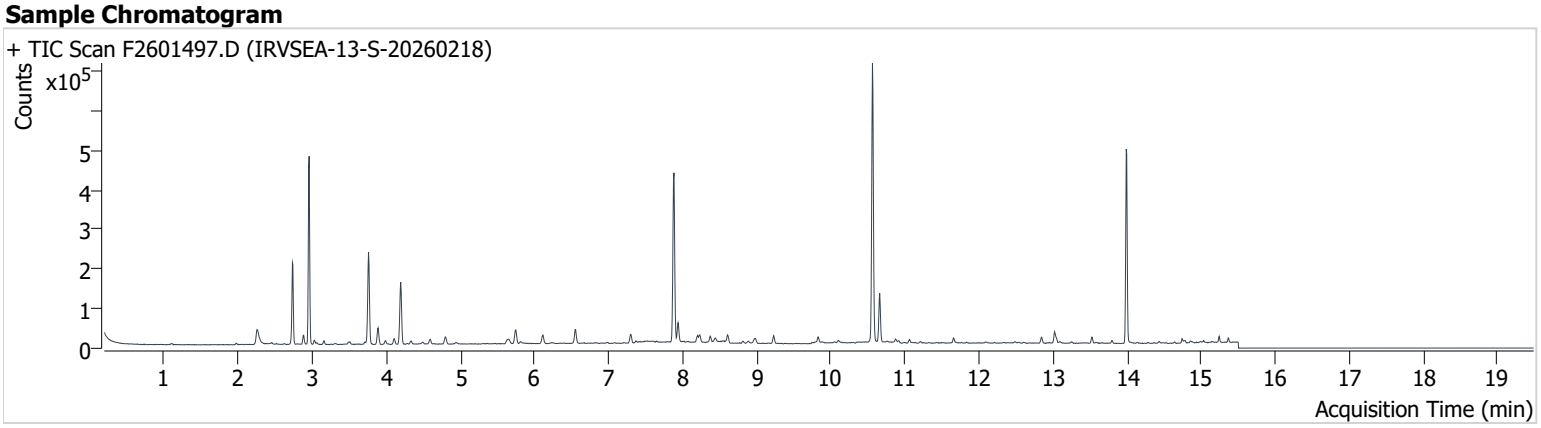

Name	ISTD	RT	ICAL RT	Resp.	Int. Flag
benzene-d6 (IS)		7.883	7.889	385,918	
Benzene	benzene-d6 (IS)	7.938	7.945	39,133	
Toluene-d8 (IS)		10.563	10.569	429,626	
Toluene	Toluene-d8 (IS)	10.661	10.667	79,270	
Ethylbenzene	Toluene-d8 (IS)	12.845	12.851	10,403	
m-/p-Xylenes	Toluene-d8 (IS)	13.022	13.028	21,237	
o-Xylene	Toluene-d8 (IS)	13.524	13.530	8,644	

benzene-d6 (IS)

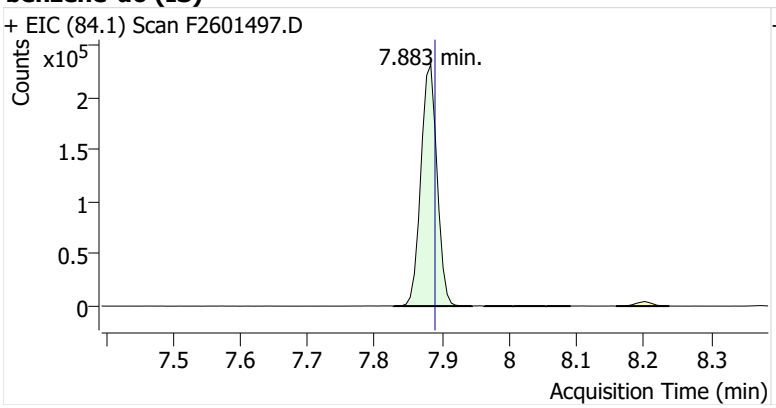

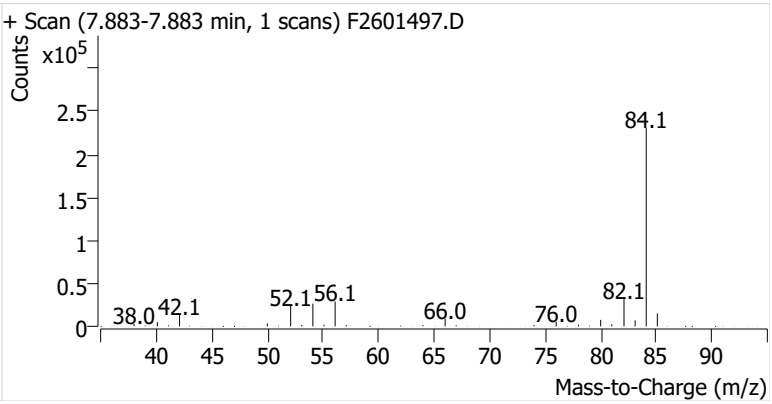

Benzene

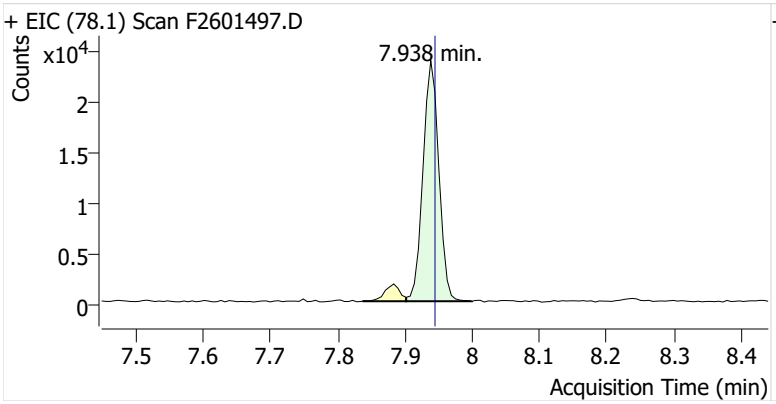

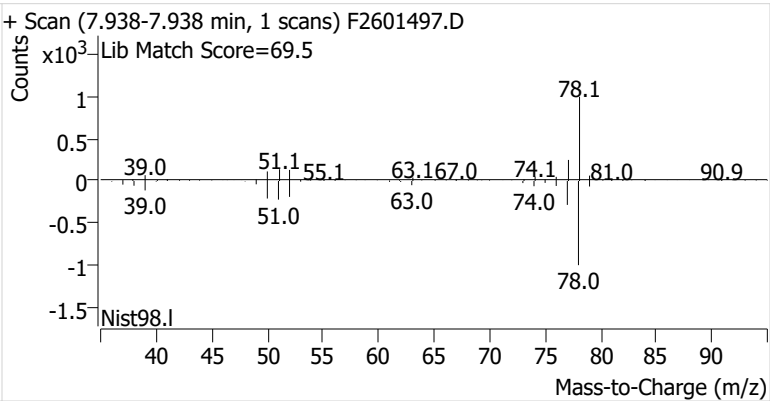

Toluene-d8 (IS)

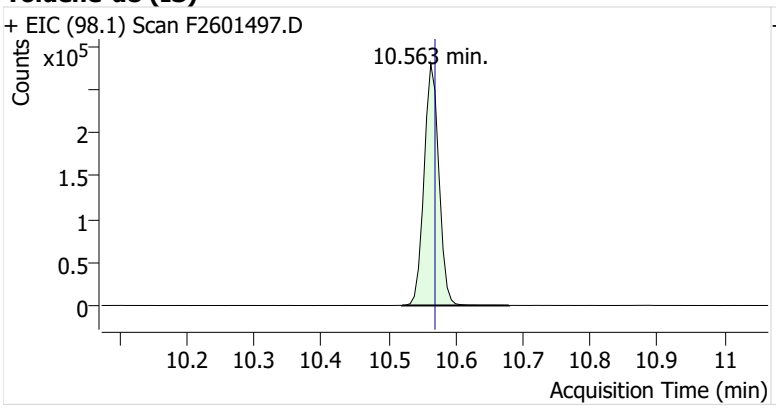

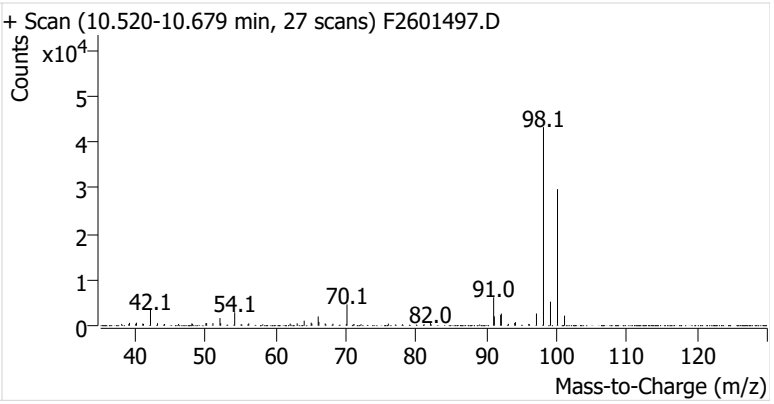

Toluene

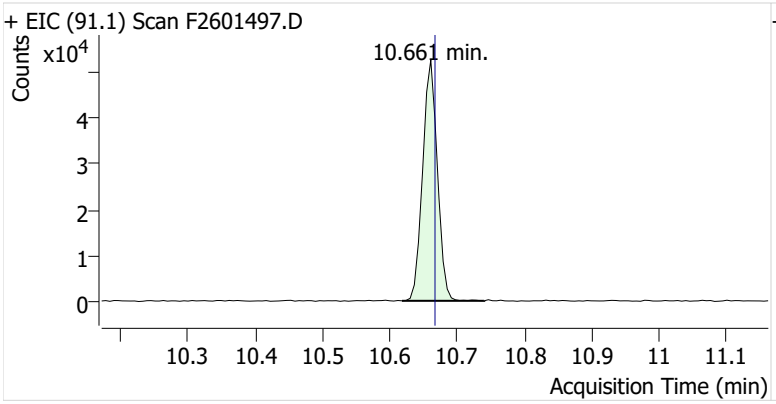

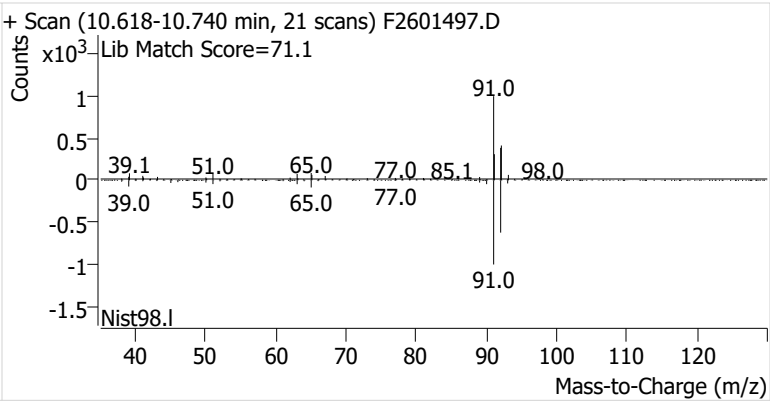

Ethylbenzene

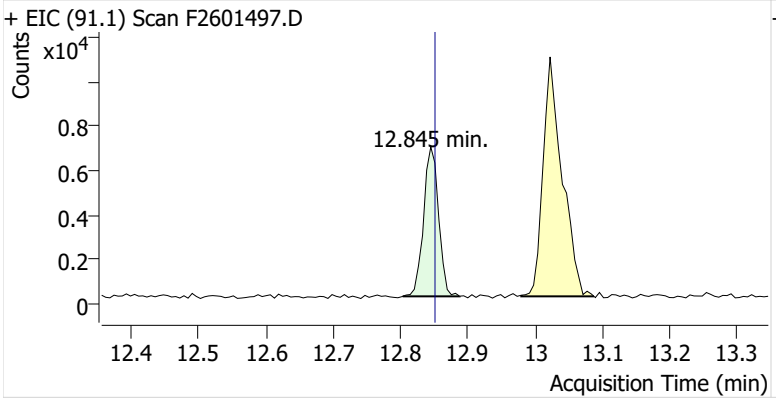

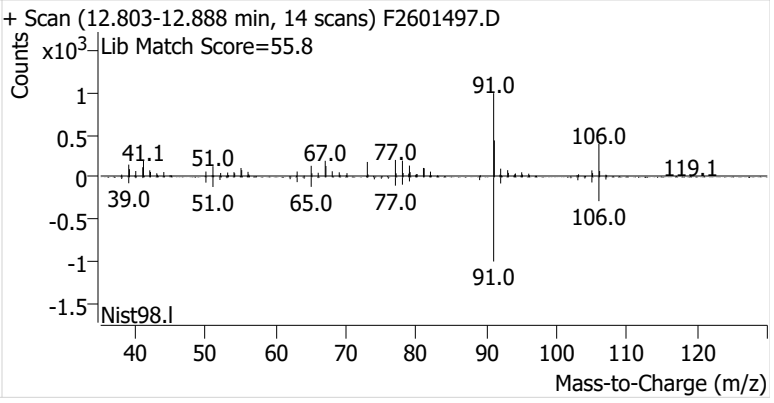

m-/p-Xylenes

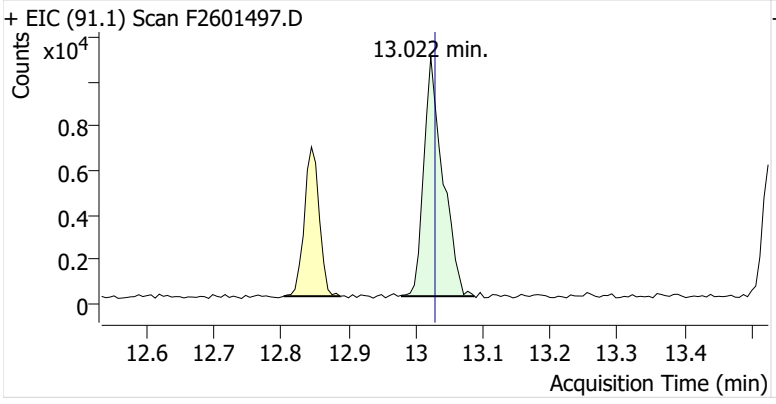

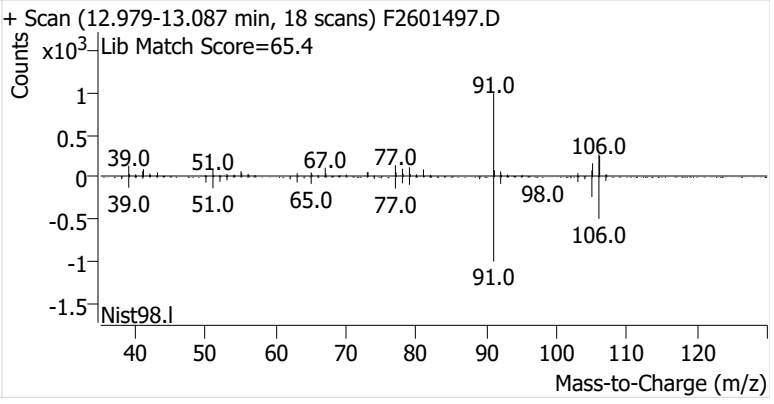

o-Xylene

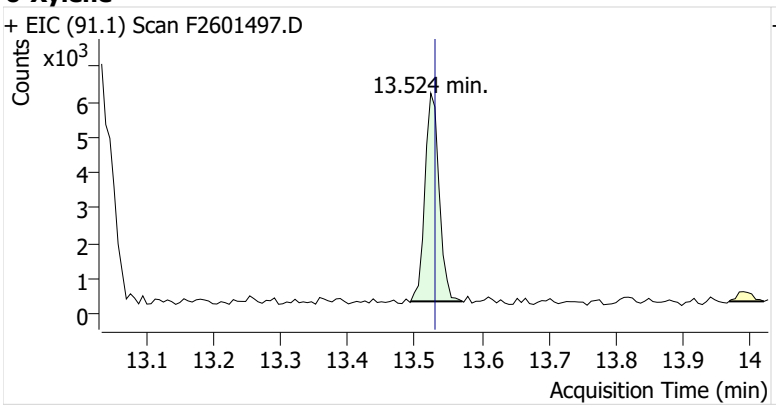
+ EIC (91.1) Scan F2601497.D
Counts
x10^3
13.524 min.
Acquisition Time (min)

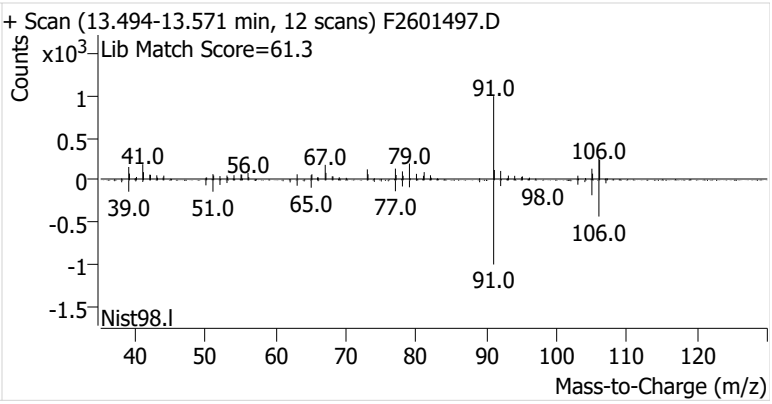
+ Scan (13.494-13.571 min, 12 scans) F2601497.D
Lib Match Score=61.3
Counts
x10^3
91.0
41.0
56.0
67.0
79.0
106.0
39.0
51.0
65.0
77.0
98.0
106.0
91.0
Nist98.l
Mass-to-Charge (m/z)

Name	IRVSEA-14-S-20260218
Comment	B49561
Data File	F2601498.D
Acq. Date-Time	3/5/2026 10:38:56 PM
Acq. Method File	M325B-MTD
Tube Sorbent	Carbopack X
Analyze Quant Version	12.1
Report Quant Version	12.1

Sample Chromatogram

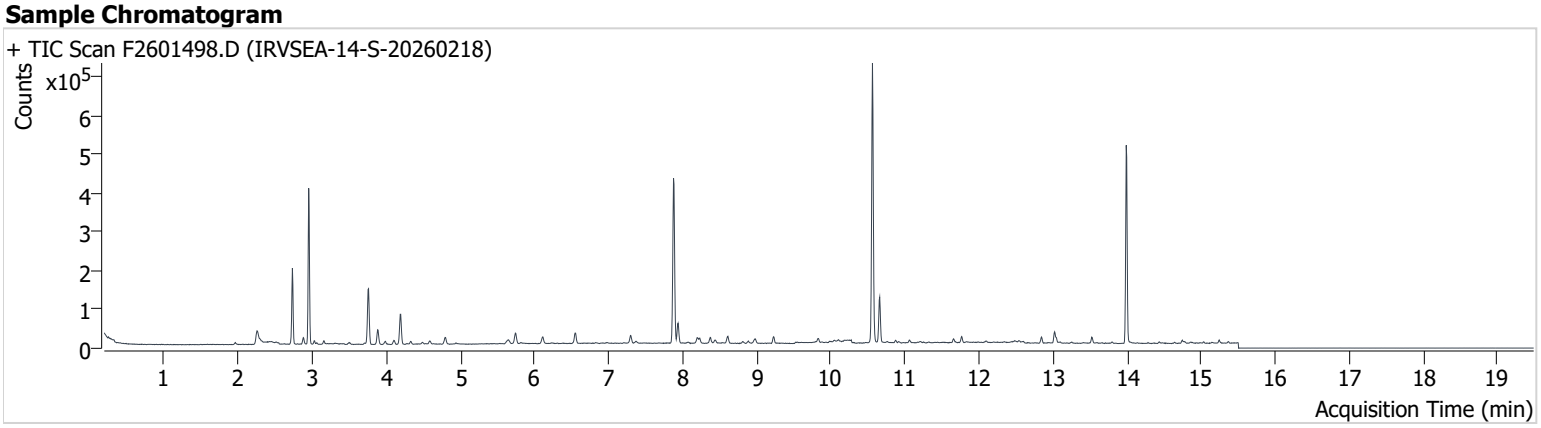

Name	ISTD	RT	ICAL RT	Resp.	Int. Flag
benzene-d6 (IS)		7.877	7.889	388,223	
Benzene	benzene-d6 (IS)	7.938	7.945	43,882	
Toluene-d8 (IS)		10.563	10.569	430,636	
Toluene	Toluene-d8 (IS)	10.661	10.667	77,486	
Ethylbenzene	Toluene-d8 (IS)	12.845	12.851	9,999	
m-/p-Xylenes	Toluene-d8 (IS)	13.022	13.028	21,466	
o-Xylene	Toluene-d8 (IS)	13.524	13.530	8,510	

benzene-d6 (IS)

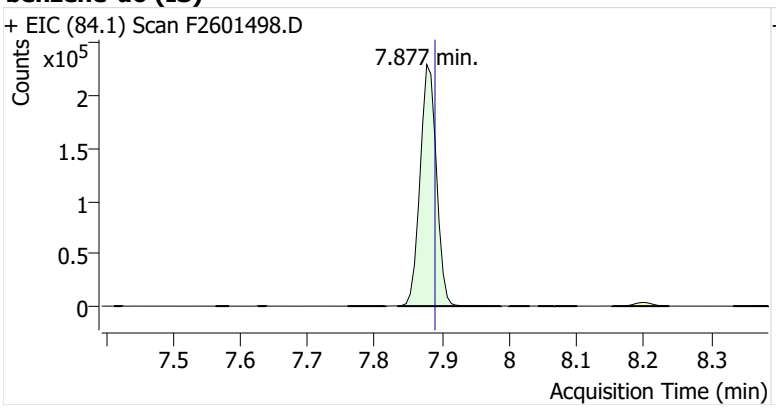

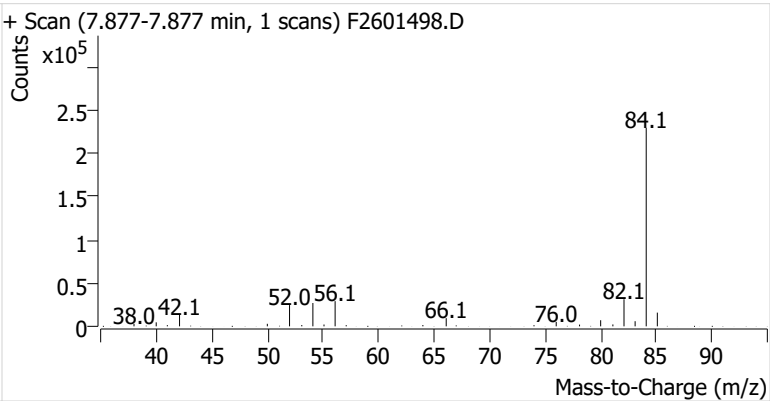

Benzene

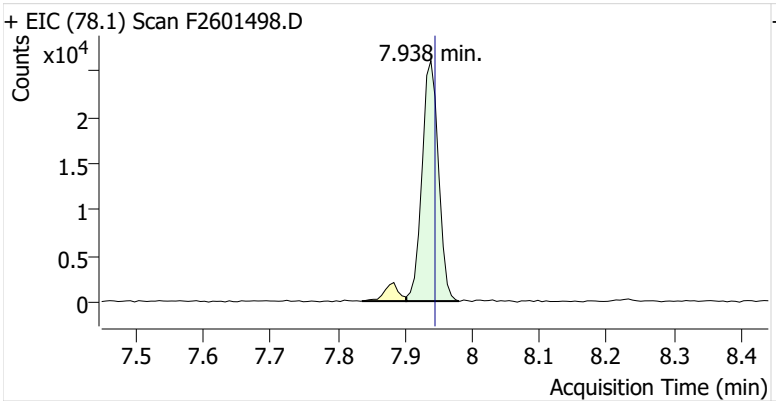

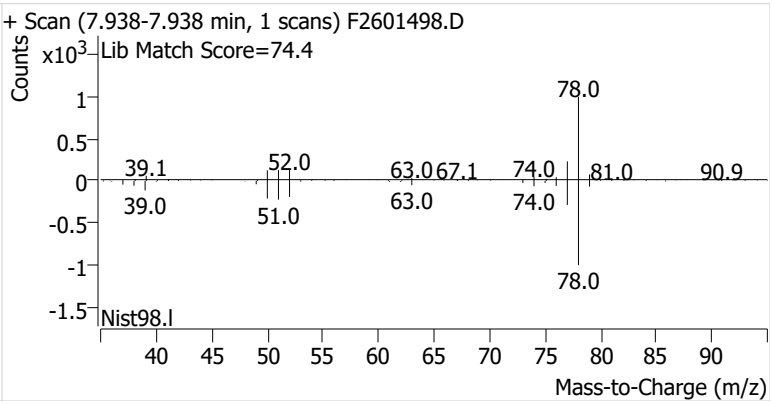

Toluene-d8 (IS)

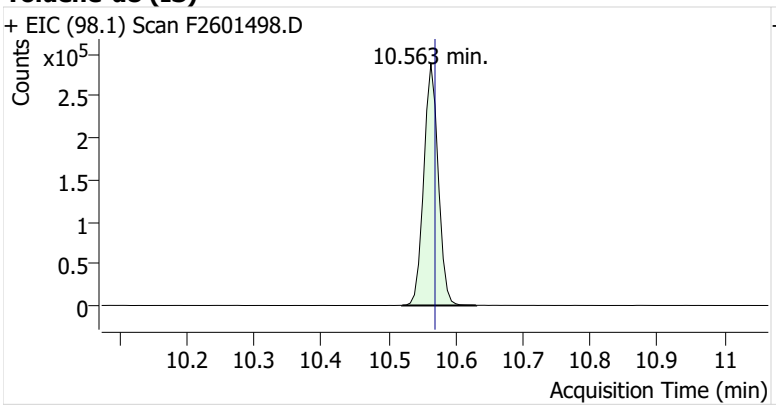

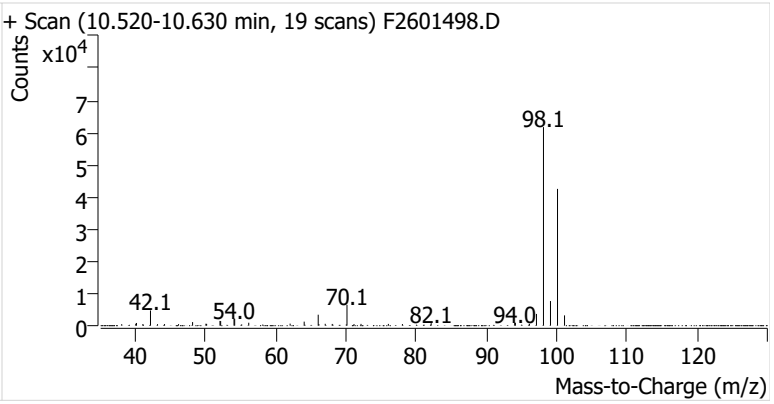

Toluene

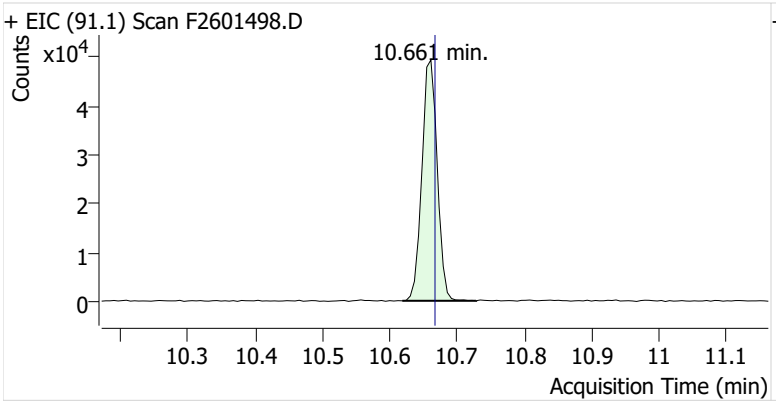

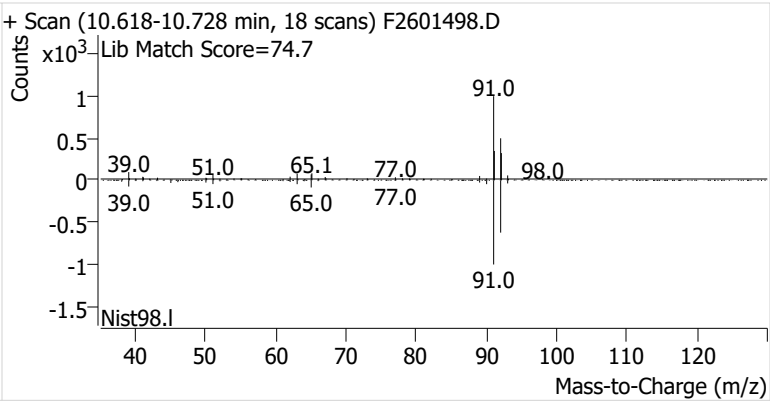

Ethylbenzene

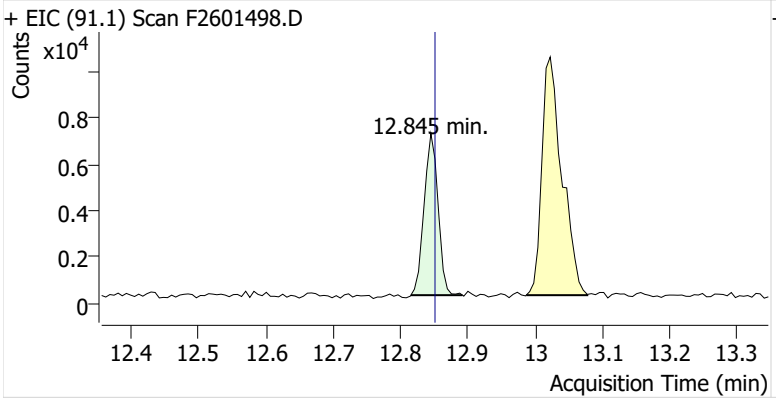

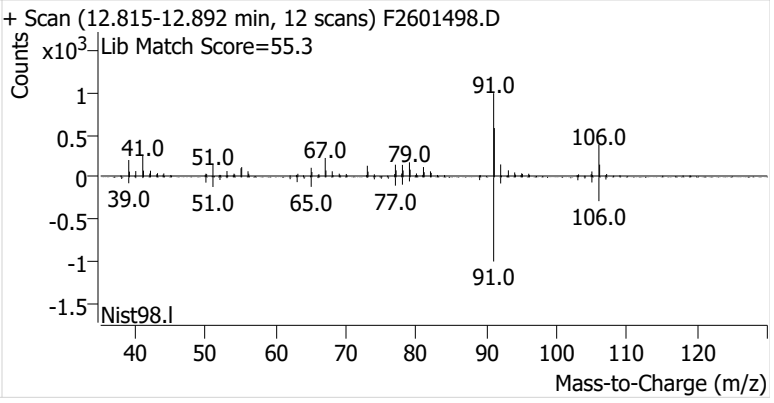

m-/p-Xylenes

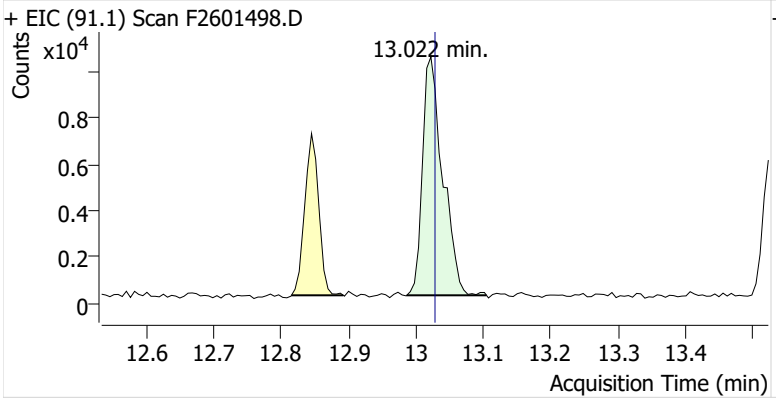

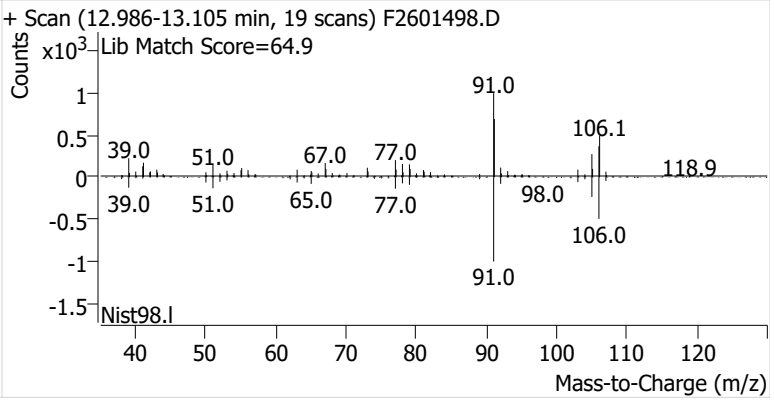

o-Xylene

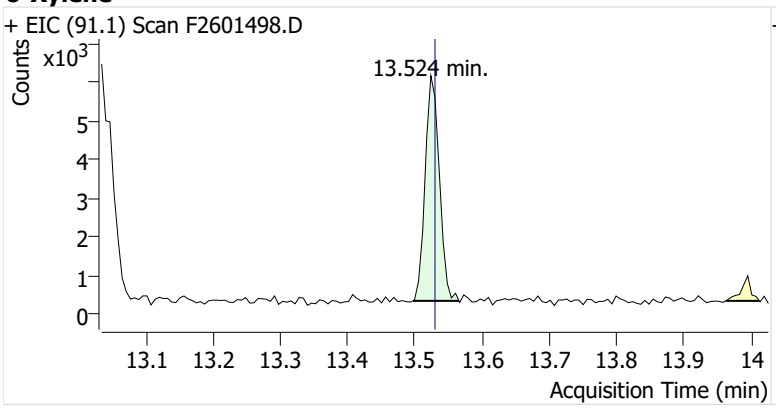
+ EIC (91.1) Scan F2601498.D
Counts
x10^3
13.524 min.
5
4
3
2
1
0
13.1 13.2 13.3 13.4 13.5 13.6 13.7 13.8 13.9 14
Acquisition Time (min)

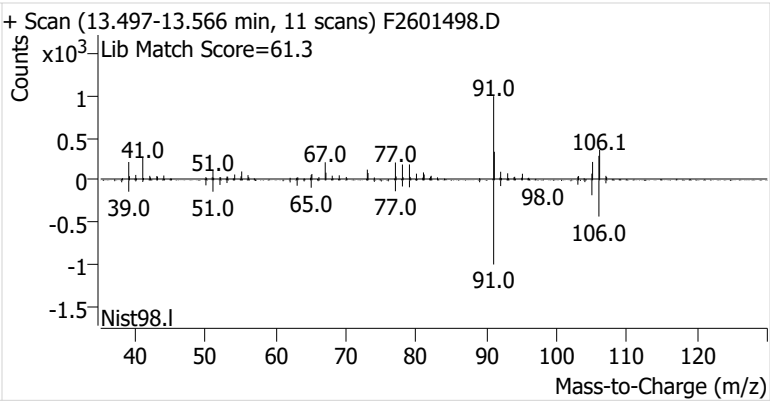
+ Scan (13.497-13.566 min, 11 scans) F2601498.D
Counts
x10^3
Lib Match Score=61.3
1
0.5
0
-0.5
-1
-1.5
91.0
41.0
51.0
67.0
77.0
106.1
39.0
51.0
65.0
77.0
98.0
106.0
91.0
Nist98.l
40 50 60 70 80 90 100 110 120
Mass-to-Charge (m/z)

Name	IRVSEA-15-S-20260218
Comment	C02238
Data File	F2601499.D
Acq. Date-Time	3/5/2026 11:04:15 PM
Acq. Method File	M325B-MTD
Tube Sorbent	Carbopack X
Analyze Quant Version	12.1
Report Quant Version	12.1

Sample Chromatogram

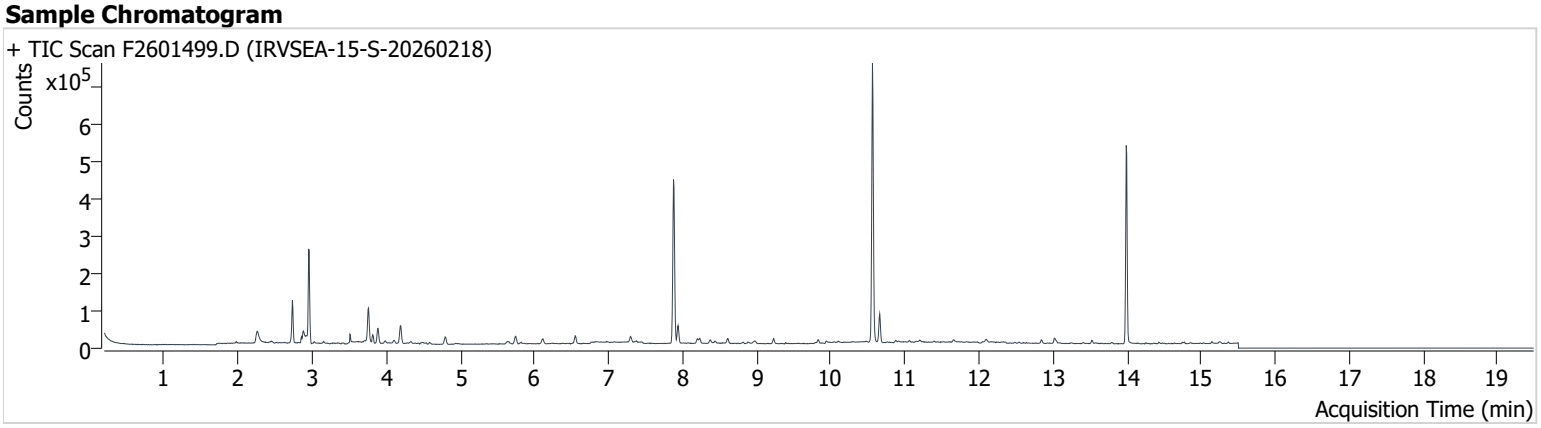

Name	ISTD	RT	ICAL RT	Resp.	Int. Flag
benzene-d6 (IS)		7.877	7.889	397,495	
Benzene	benzene-d6 (IS)	7.939	7.945	39,494	
Toluene-d8 (IS)		10.563	10.569	443,009	
Toluene	Toluene-d8 (IS)	10.661	10.667	49,856	
Ethylbenzene	Toluene-d8 (IS)	12.845	12.851	6,068	
m-/p-Xylenes	Toluene-d8 (IS)	13.016	13.028	10,521	
o-Xylene	Toluene-d8 (IS)	13.530	13.530	4,427	

benzene-d6 (IS)

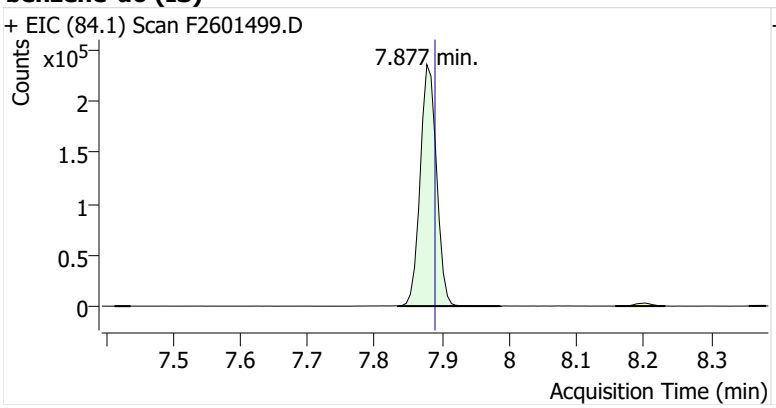

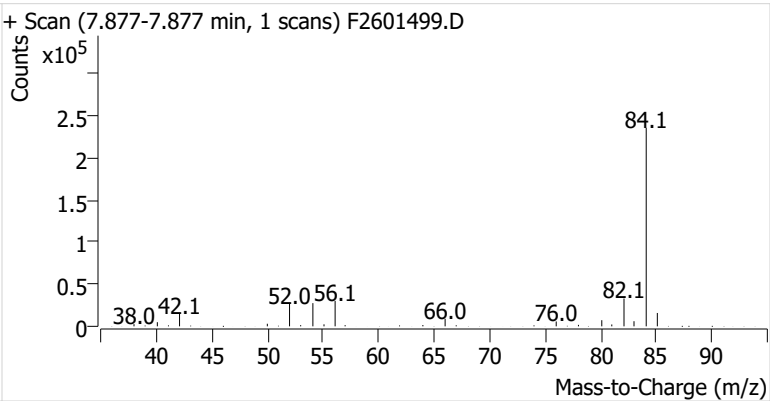

Benzene

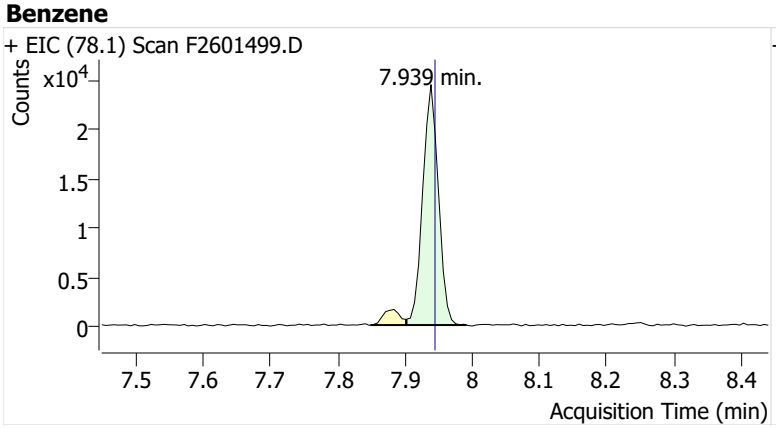

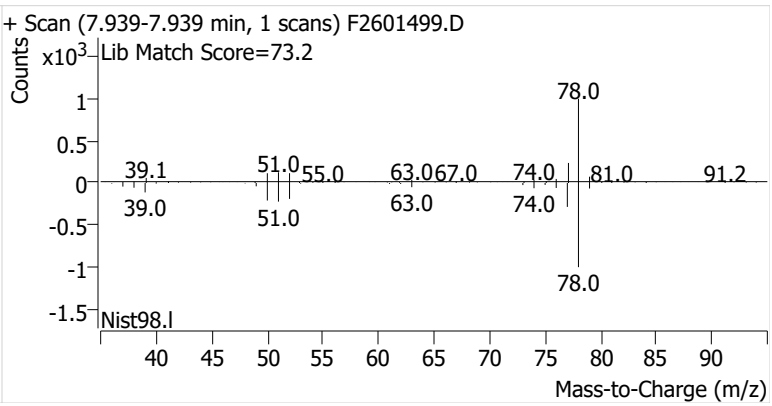

Toluene-d8 (IS)

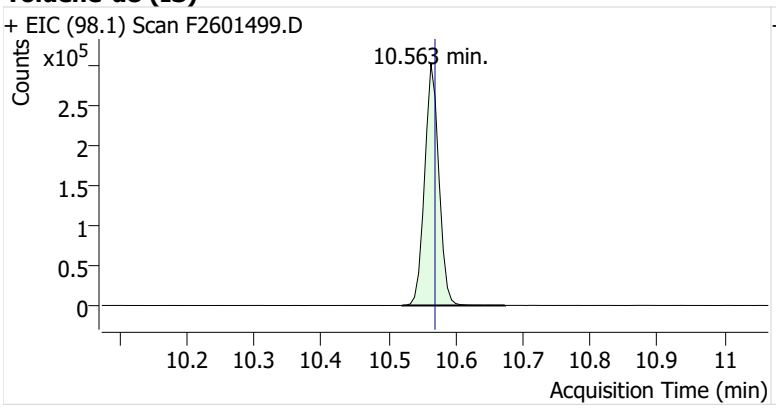

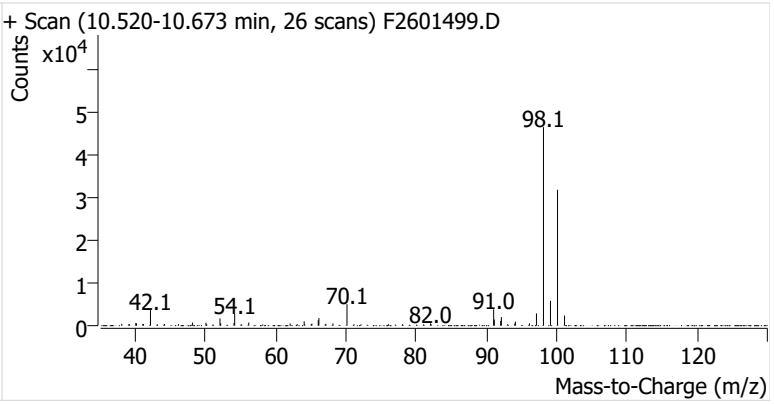

Toluene

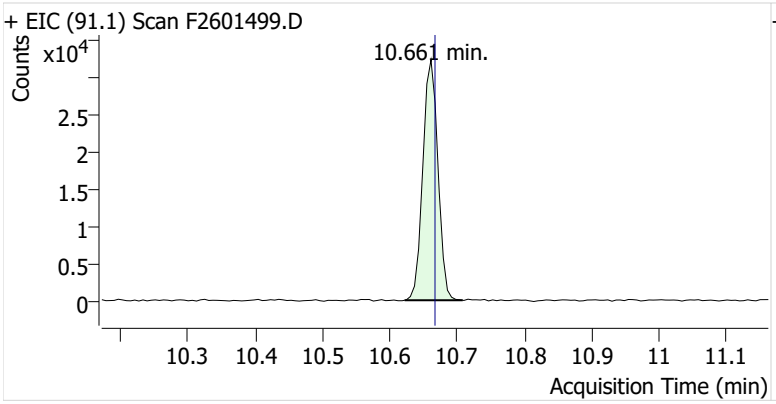

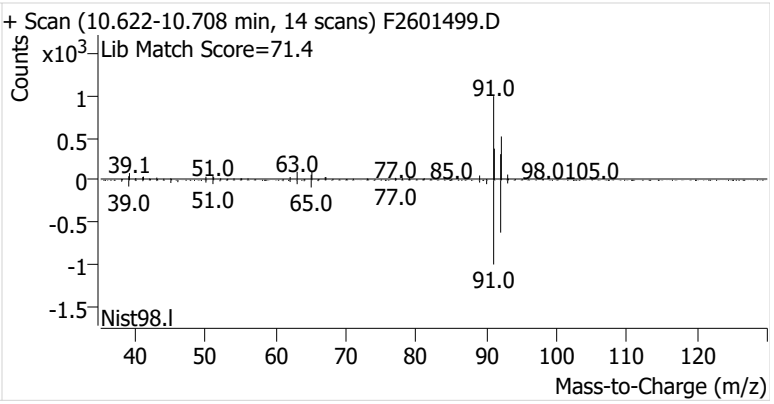

Ethylbenzene

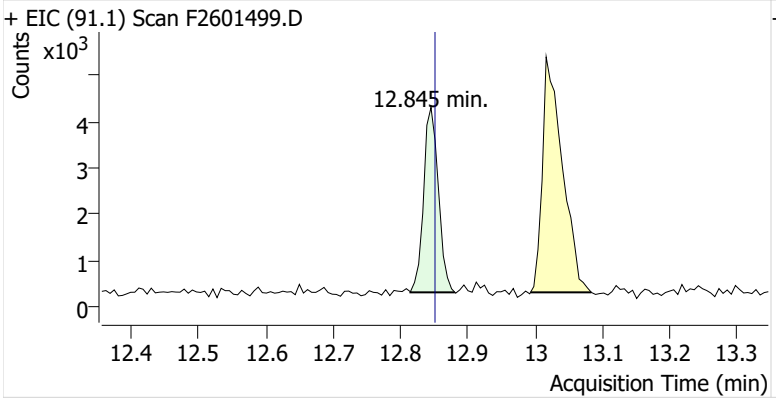

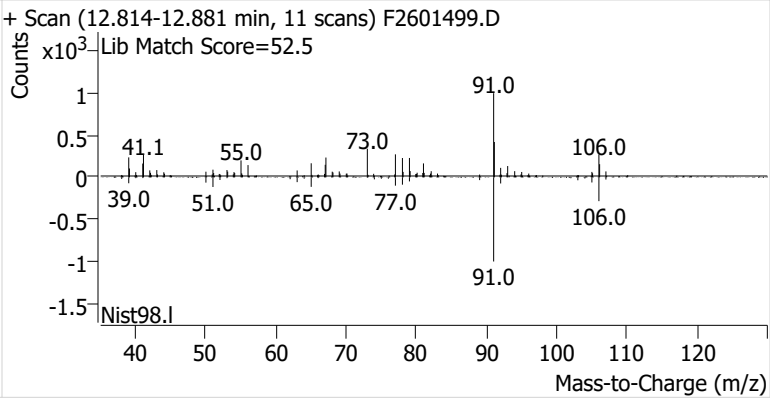

m-/p-Xylenes

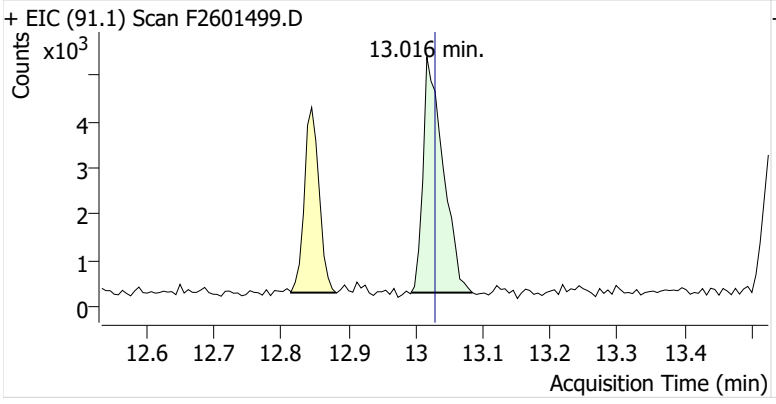

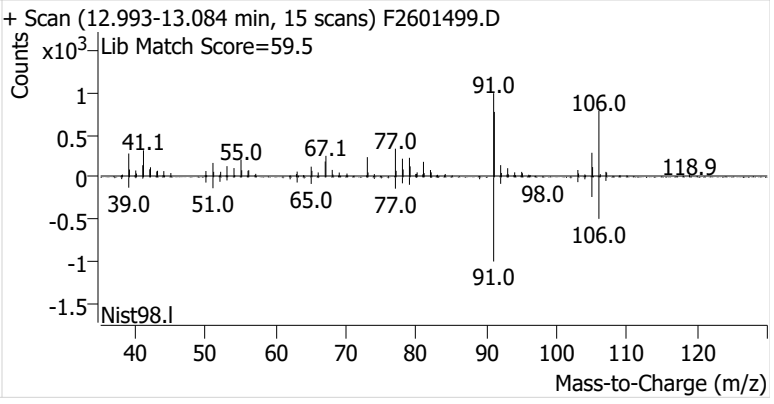

o-Xylene

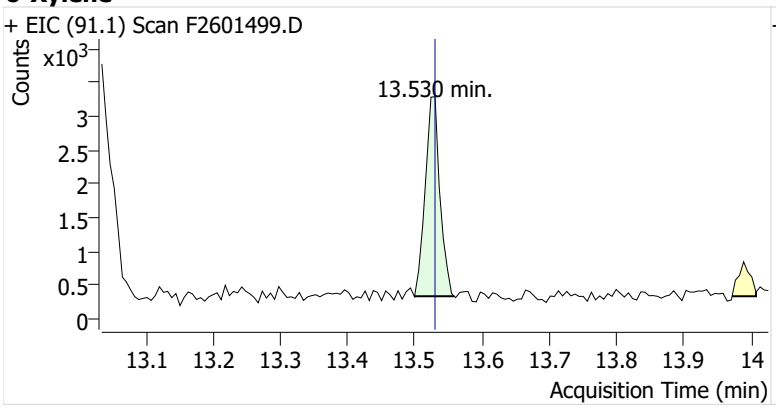
+ EIC (91.1) Scan F2601499.D
Counts
x10^3
13.530 min.
Acquisition Time (min)

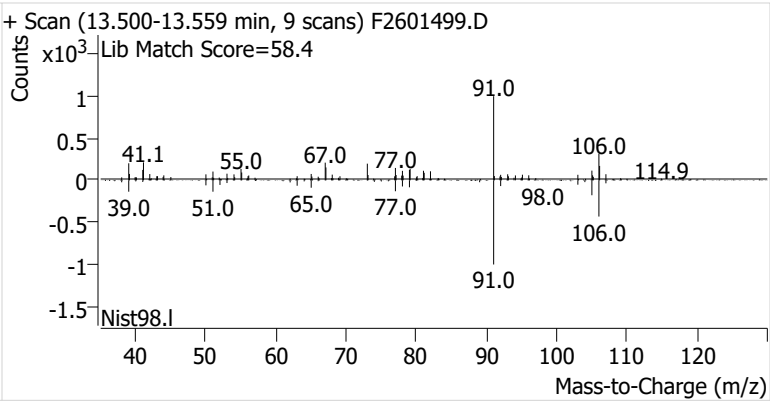
+ Scan (13.500-13.559 min, 9 scans) F2601499.D
Lib Match Score=58.4
Counts
x10^3
91.0
41.1
55.0
67.0
77.0
106.0
114.9
39.0
51.0
65.0
77.0
98.0
106.0
91.0
Nist98.l
Mass-to-Charge (m/z)

Name	IRVSEA-16-S-20260218
Comment	C37505
Data File	F2601500.D
Acq. Date-Time	3/5/2026 11:29:34 PM
Acq. Method File	M325B-MTD
Tube Sorbent	Carbopack X
Analyze Quant Version	12.1
Report Quant Version	12.1

Sample Chromatogram

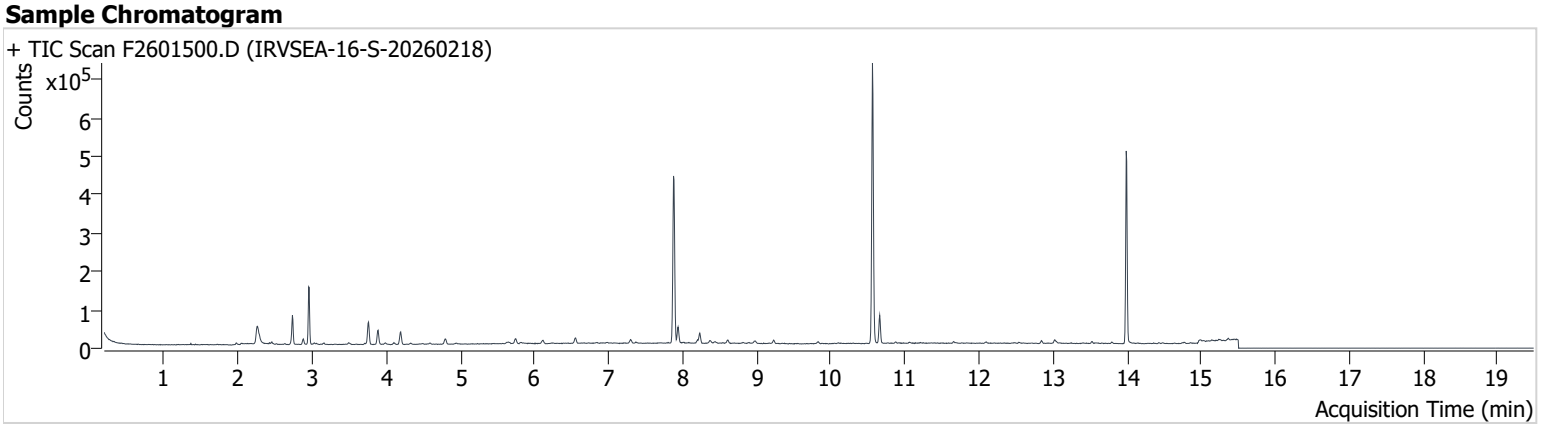

Name	ISTD	RT	ICAL RT	Resp.	Int. Flag
benzene-d6 (IS)		7.877	7.889	399,730	
Benzene	benzene-d6 (IS)	7.938	7.945	35,103	
Toluene-d8 (IS)		10.563	10.569	437,621	
Toluene	Toluene-d8 (IS)	10.661	10.667	46,593	
Ethylbenzene	Toluene-d8 (IS)	12.845	12.851	4,720	
m-/p-Xylenes	Toluene-d8 (IS)	13.022	13.028	6,288	
o-Xylene	Toluene-d8 (IS)	13.530	13.530	2,541	

benzene-d6 (IS)

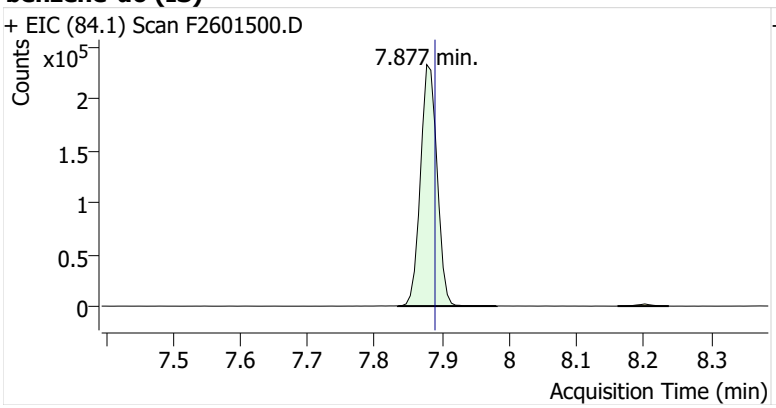

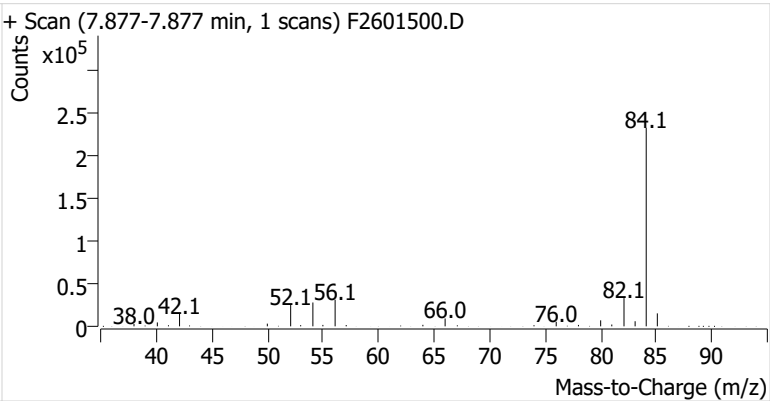

Benzene

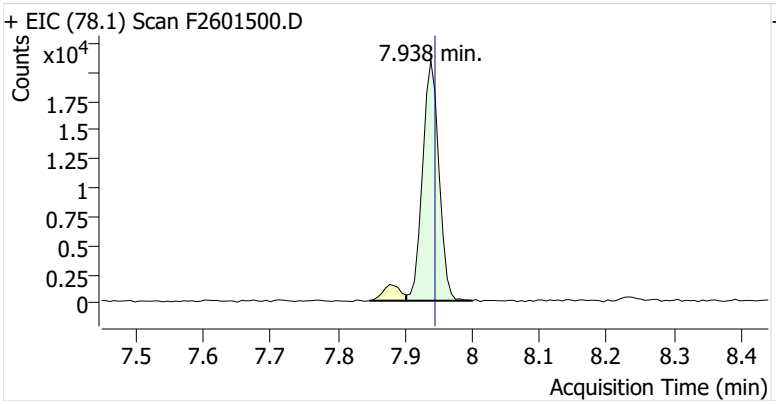

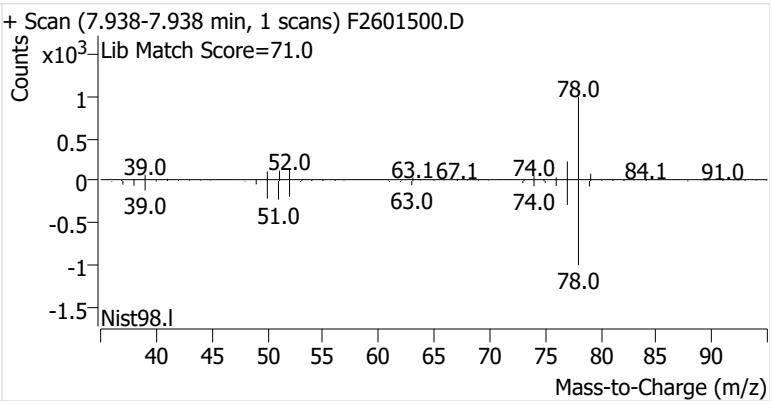

Toluene-d8 (IS)

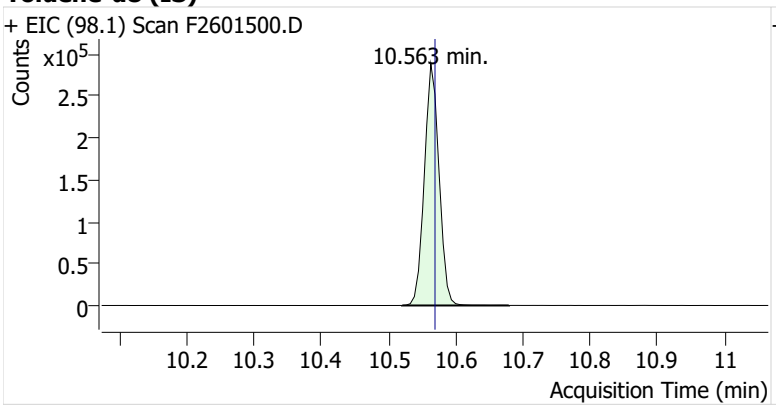

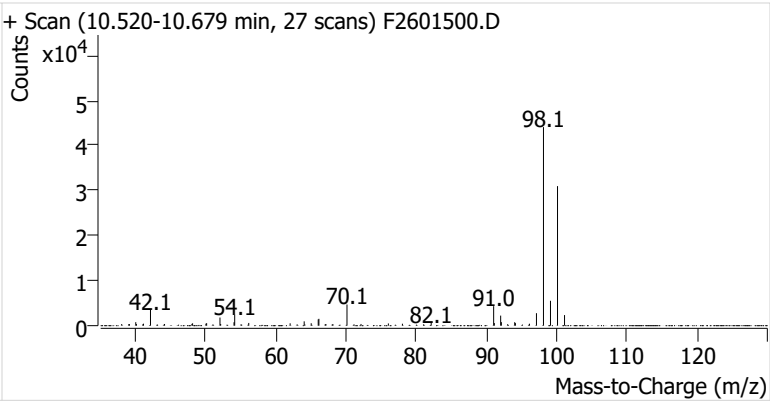

Toluene

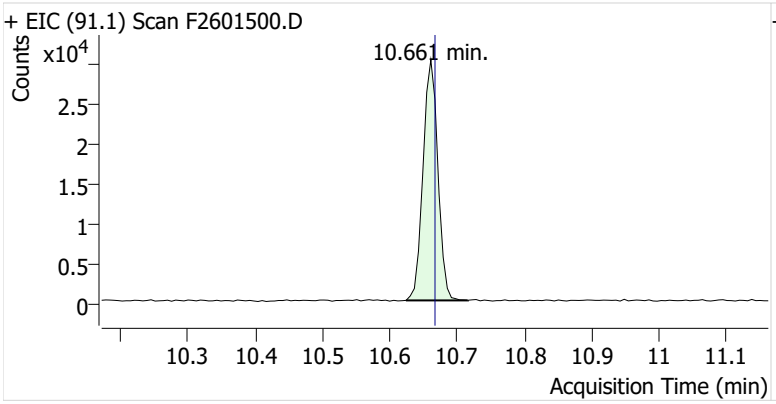

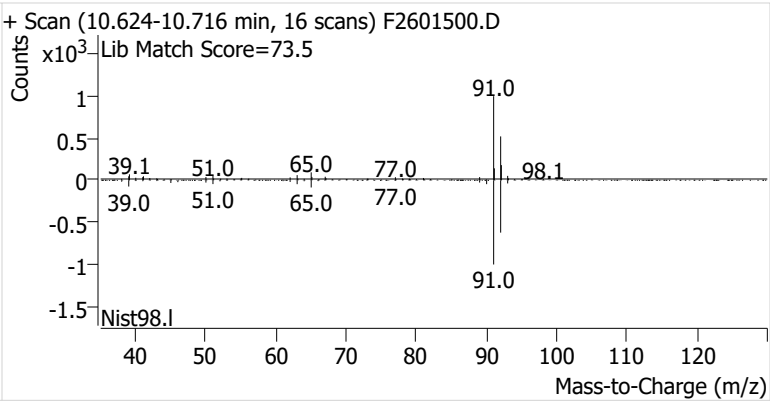

Ethylbenzene

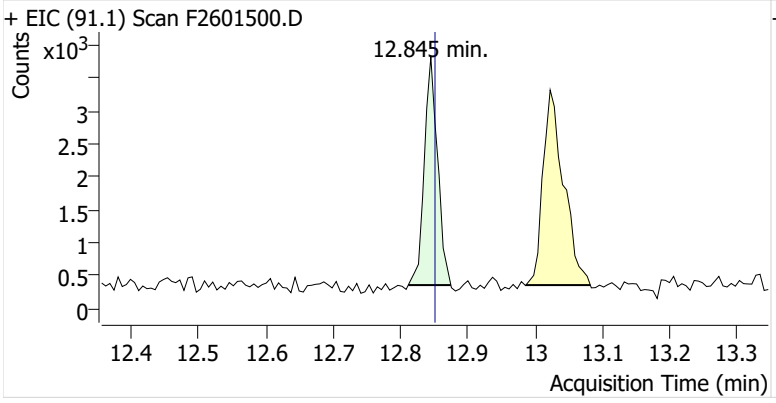

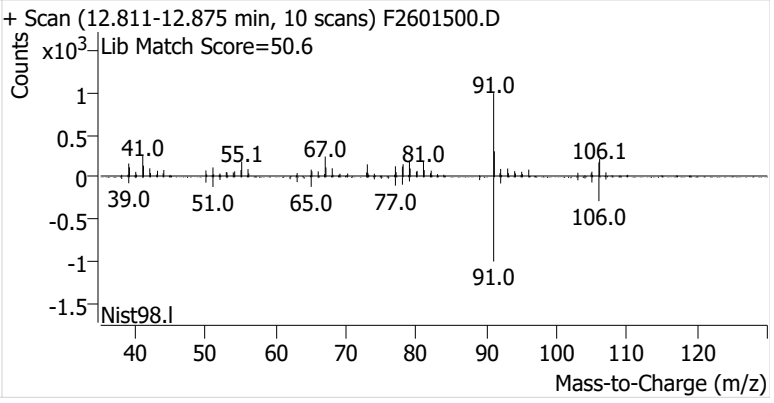

m-/p-Xylenes

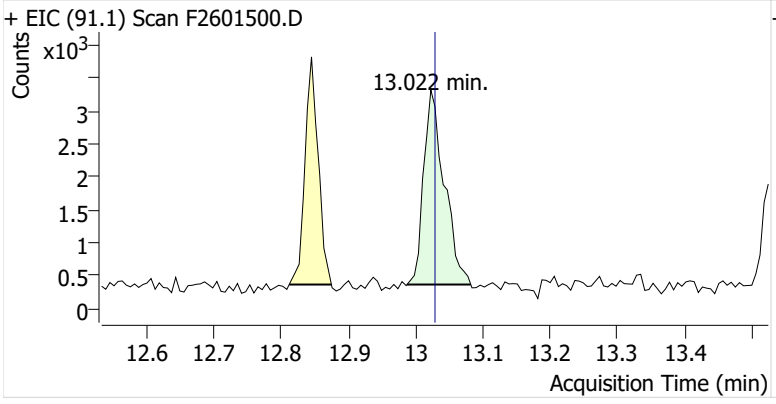

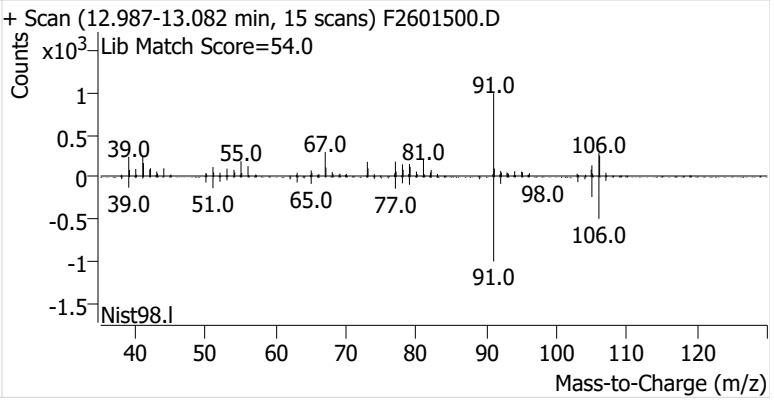

o-Xylene

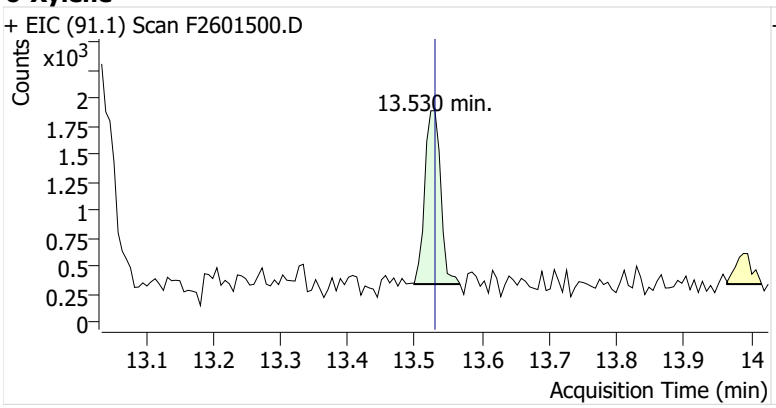
+ EIC (91.1) Scan F2601500.D
Counts
x10^3
2
1.75
1.5
1.25
1
0.75
0.5
0.25
0
13.530 min.
13.1
13.2
13.3
13.4
13.5
13.6
13.7
13.8
13.9
14
Acquisition Time (min)

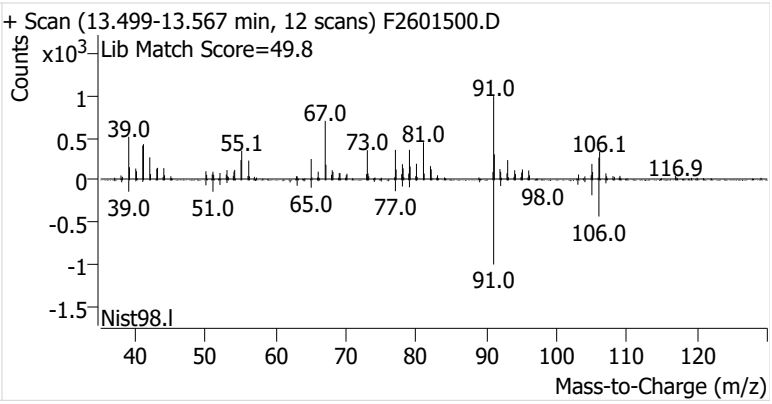
+ Scan (13.499-13.567 min, 12 scans) F2601500.D
Lib Match Score=49.8
Counts
x10^3
1
0.5
0
-0.5
-1
-1.5
91.0
67.0
39.0
55.1
73.0
81.0
106.1
116.9
39.0
51.0
65.0
77.0
98.0
106.0
91.0
Nist98.l
40
50
60
70
80
90
100
110
120
Mass-to-Charge (m/z)

Name	IRVSEA-17-S-20260218
Comment	C16117
Data File	F2601501.D
Acq. Date-Time	3/5/2026 11:54:50 PM
Acq. Method File	M325B-MTD
Tube Sorbent	Carbopack X
Analyze Quant Version	12.1
Report Quant Version	12.1

Sample Chromatogram

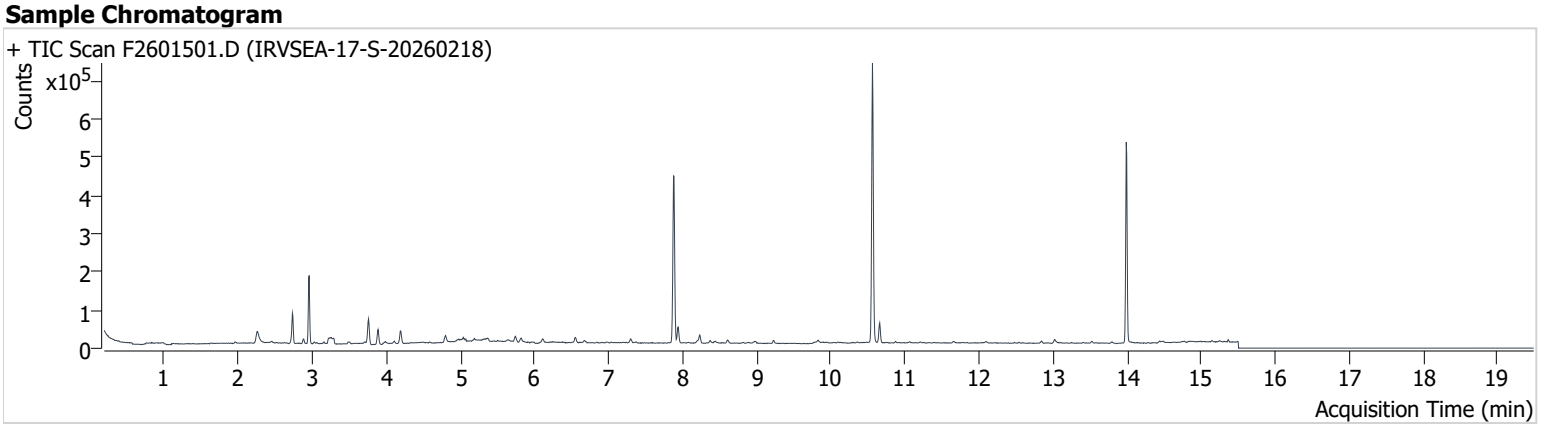

Name	ISTD	RT	ICAL RT	Resp.	Int. Flag
benzene-d6 (IS)		7.877	7.889	398,190	
Benzene	benzene-d6 (IS)	7.939	7.945	34,687	
Toluene-d8 (IS)		10.563	10.569	441,985	
Toluene	Toluene-d8 (IS)	10.661	10.667	33,391	
Ethylbenzene	Toluene-d8 (IS)	12.845	12.851	3,966	
m-/p-Xylenes	Toluene-d8 (IS)	13.022	13.028	6,515	
o-Xylene	Toluene-d8 (IS)	13.524	13.530	2,819	

benzene-d6 (IS)

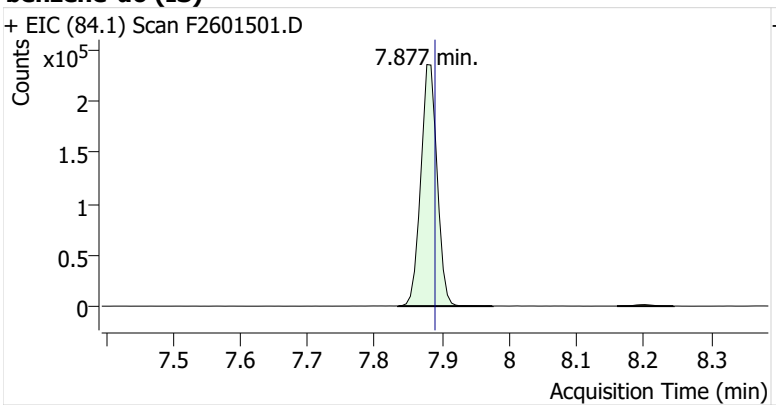

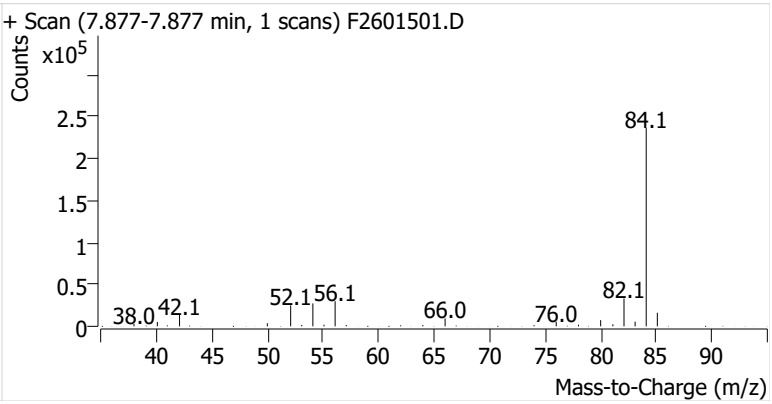

Benzene

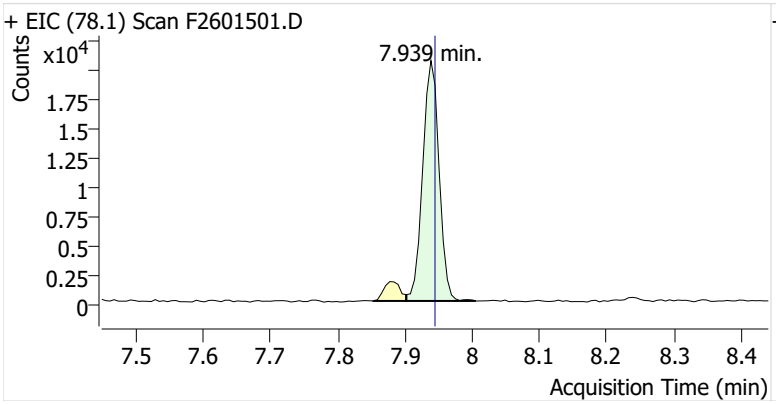

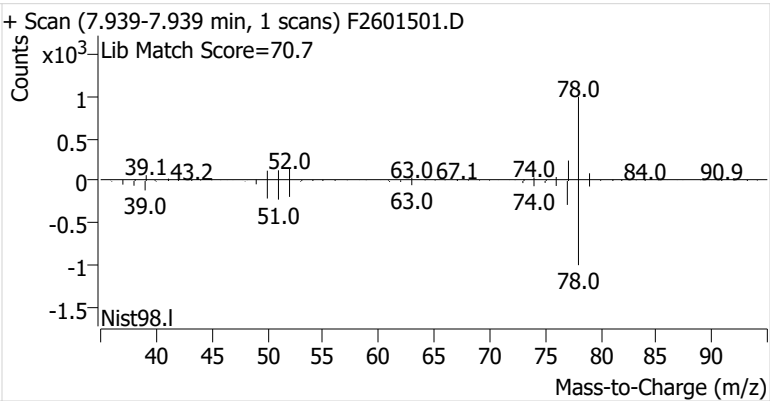

Toluene-d8 (IS)

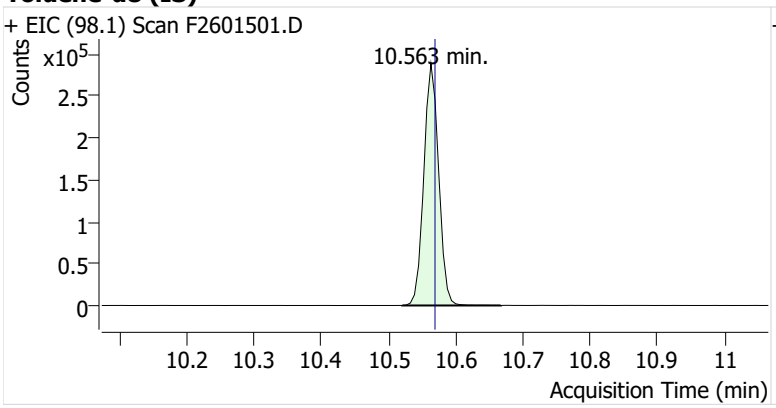

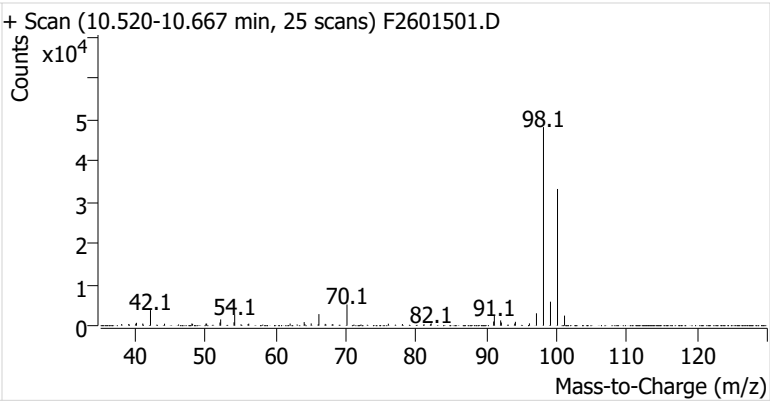

Toluene

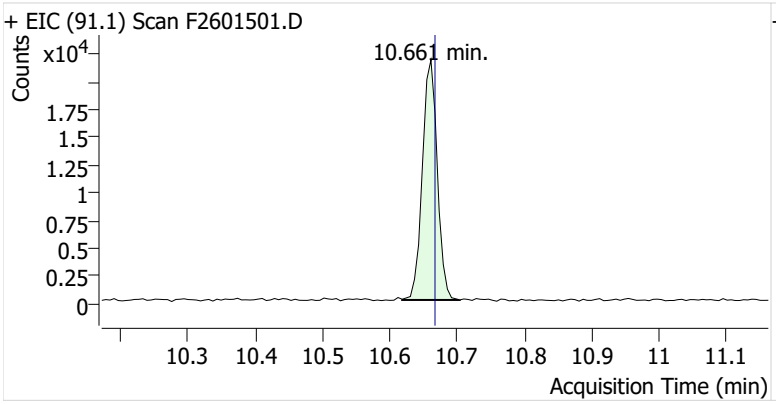

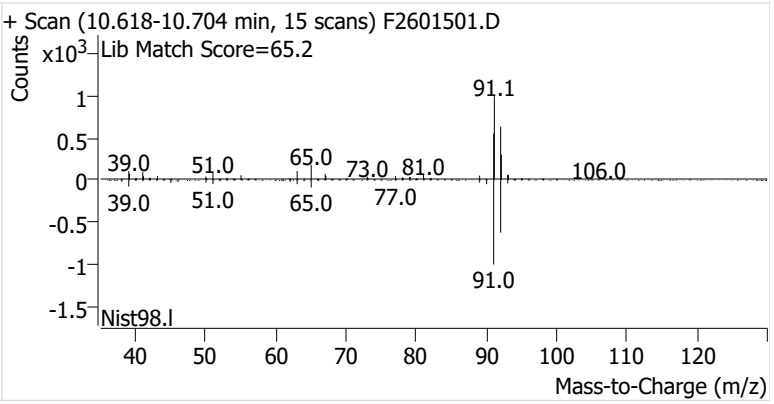

Ethylbenzene

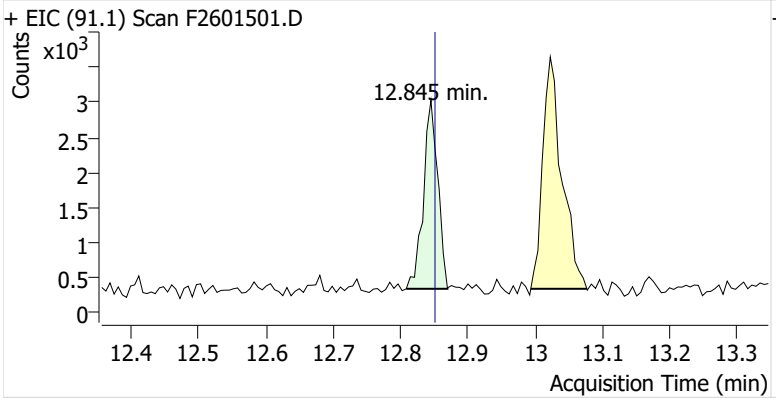

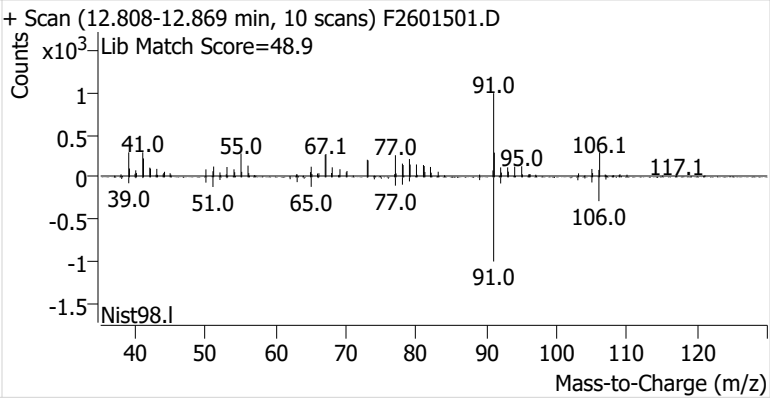

m-/p-Xylenes

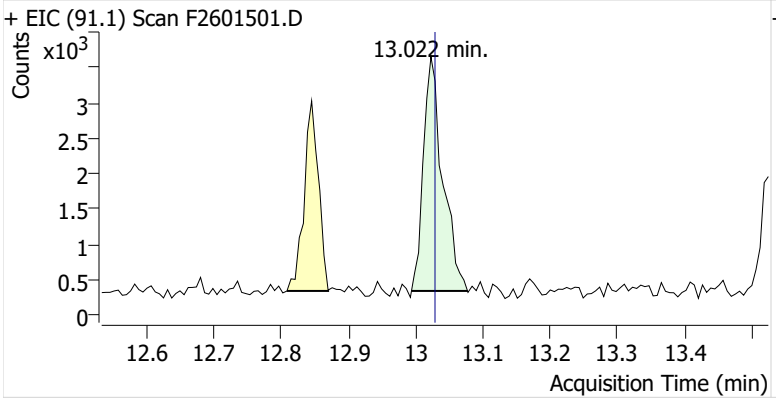

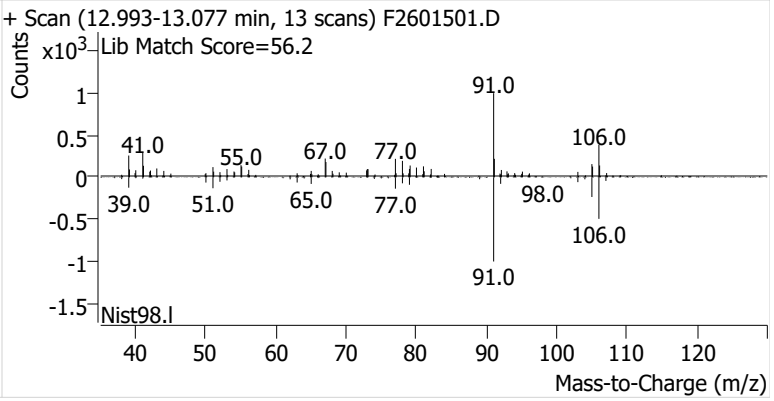

o-Xylene

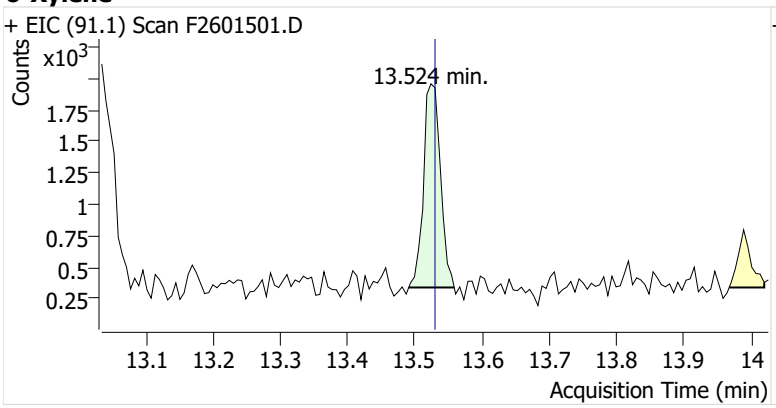
+ EIC (91.1) Scan F2601501.D
Counts
x10^3
13.524 min.
1.75
1.5
1.25
1
0.75
0.5
0.25
13.1 13.2 13.3 13.4 13.5 13.6 13.7 13.8 13.9 14
Acquisition Time (min)

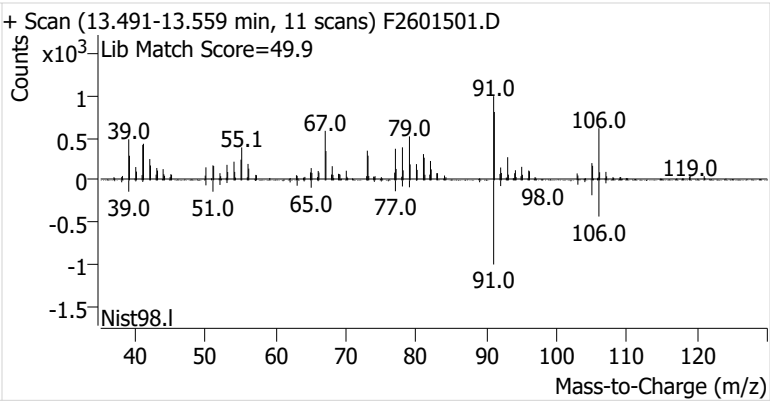
+ Scan (13.491-13.559 min, 11 scans) F2601501.D
Lib Match Score=49.9
Counts
x10^3
1
0.5
0
-0.5
-1
-1.5
39.0
55.1
67.0
79.0
91.0
106.0
119.0
39.0
51.0
65.0
77.0
98.0
106.0
91.0
Nist98.l
40 50 60 70 80 90 100 110 120
Mass-to-Charge (m/z)

Initial Calibration

Enthalpy Analytical

Company: Montrose Air Quality Services, LLC - New Jersey
Job No.: 2026GG105-1 EPA Method 325B Analysis
Client No.: PROJ-050105 Site: Irving Oil - Searsport

Calibration Curves

Method	Compound	Level	Cal File	Amount (ng)	Area	ISTD Amt (ng)	ISTD Area	RRF	Dev
F121725A_CC185154	Benzene	1	F2508171.D	5.96	52606	56.3	529201	0.939	0.039
F121725A_CC185154	Benzene	2	F2508172.D	11.93	90306	56.3	525740	0.811	-0.1
F121725A_CC185154	Benzene	3	F2508173.D	23.85	205594	56.3	535697	0.906	0.0032
F121725A_CC185154	Benzene	4	F2508174.D	47.70	403557	56.3	539152	0.884	-0.022
F121725A_CC185154	Benzene	5	F2508175.D	119.26	1061108	56.3	547207	0.916	0.014
F121725A_CC185154	Benzene	6	F2508176.D	238.51	2220768	56.3	544872	0.963	0.065
F121725A_CC185154	Benzene	7	F2508177.D	715.53	6456657	56.3	561348	0.906	0.0022
						Avg:	540460	0.904	
						%RSD:	2.2%	5.3%	
F121725A_CC185154	Toluene	1	F2508171.D	5.24	53241	66.1	606147	1.108	0.016
F121725A_CC185154	Toluene	2	F2508172.D	10.47	110436	66.1	616680	1.130	0.035
F121725A_CC185154	Toluene	3	F2508173.D	20.95	215705	66.1	622459	1.093	0.0017
F121725A_CC185154	Toluene	4	F2508174.D	41.90	427518	66.1	627442	1.074	-0.015
F121725A_CC185154	Toluene	5	F2508175.D	104.74	1078346	66.1	633720	1.073	-0.016
F121725A_CC185154	Toluene	6	F2508176.D	209.48	2208644	66.1	634907	1.097	0.0055
F121725A_CC185154	Toluene	7	F2508177.D	628.45	6371104	66.1	630656	1.062	-0.027
						Avg:	624573	1.091	
						%RSD:	1.7%	2.1%	
F121725A_CC185154	Ethylbenzene	1	F2508171.D	5.44	52701	66.1	606147	1.055	-0.083
F121725A_CC185154	Ethylbenzene	2	F2508172.D	10.89	103364	66.1	616680	1.017	-0.12
F121725A_CC185154	Ethylbenzene	3	F2508173.D	21.77	249010	66.1	622459	1.214	0.055
F121725A_CC185154	Ethylbenzene	4	F2508174.D	43.54	510214	66.1	627442	1.234	0.073
F121725A_CC185154	Ethylbenzene	5	F2508175.D	108.86	1213007	66.1	633720	1.162	0.0099
F121725A_CC185154	Ethylbenzene	6	F2508176.D	217.72	2518155	66.1	634907	1.204	0.046
F121725A_CC185154	Ethylbenzene	7	F2508177.D	653.16	7272682	66.1	630656	1.166	0.014
						Avg:	624573	1.150	
						%RSD:	1.7%	7.2%	
F121725A_CC185154	m-/p-Xylenes	1	F2508171.D	6.10	45227	66.1	606147	0.808	-0.14
F121725A_CC185154	m-/p-Xylenes	2	F2508172.D	12.20	93766	66.1	616680	0.823	-0.12
F121725A_CC185154	m-/p-Xylenes	3	F2508173.D	24.40	229774	66.1	622459	0.999	0.064
F121725A_CC185154	m-/p-Xylenes	4	F2508174.D	48.80	467094	66.1	627442	1.008	0.072
F121725A_CC185154	m-/p-Xylenes	5	F2508175.D	122.00	1082720	66.1	633720	0.925	-0.015
F121725A_CC185154	m-/p-Xylenes	6	F2508176.D	244.00	2328036	66.1	634907	0.993	0.056
F121725A_CC185154	m-/p-Xylenes	7	F2508177.D	732.01	7137741	66.1	630656	1.021	0.087
						Avg:	624573	0.940	
						%RSD:	1.7%	9.6%	
F121725A_CC185154	o-Xylene	1	F2508171.D	5.67	42268	66.1	606147	0.812	-0.14
F121725A_CC185154	o-Xylene	2	F2508172.D	11.35	85951	66.1	616680	0.812	-0.14
F121725A_CC185154	o-Xylene	3	F2508173.D	22.69	217910	66.1	622459	1.019	0.08

Enthalpy Analytical

Company: Montrose Air Quality Services, LLC - New Jersey
Job No.: 2026GG105-1 EPA Method 325B Analysis
Client No.: PROJ-050105 Site: Irving Oil - Searsport

Calibration Curves

Method	Compound	Level	Cal File	Amount (ng)	Area	ISTD Amt (ng)	ISTD Area	RRF	Dev
F121725A_CC185154	o-Xylene	4	F2508174.D	45.38	446025	66.1	627442	1.035	0.097
F121725A_CC185154	o-Xylene	5	F2508175.D	113.46	1032192	66.1	633720	0.948	0.0051
F121725A_CC185154	o-Xylene	6	F2508176.D	226.92	2179717	66.1	634907	1.000	0.059
F121725A_CC185154	o-Xylene	7	F2508177.D	680.75	6366952	66.1	630656	0.980	0.038
						Avg:	624573	0.944	
						%RSD:	1.7%	10.0%	

Calibration Curves

Method	Compound	Level	Cal File	Amount (ng)	Area	ISTD Amt (ng)	ISTD Area	RRF	Dev
F121725A_CC185154	Benzene	ICV	F2508178.D	443.46	3919944	56.3	563465	0.884	-2.2%
F121725A_CC185154	Toluene	ICV	F2508178.D	454.10	4554523	66.1	629158	1.053	-3.5%
F121725A_CC185154	Ethylbenzene	ICV	F2508178.D	448.99	4890504	66.1	629158	1.144	-0.6%
F121725A_CC185154	m-/p-Xylenes	ICV	F2508178.D	455.97	3870637	66.1	629158	0.891	-5.1%
F121725A_CC185154	o-Xylene	ICV	F2508178.D	456.85	3921714	66.1	629158	0.901	-4.5%

M325B PDF Report ver.20260203

Sample Custody

2026GG105

EPA Method 325 A/B Field Test Data Sheet and Chain of Custody Record

Page # 1 of # 1

☐ Standard Turn Around Time (10 business days)
☐ Rush Turn Around Time
• All TATs Subject to Approval by Enthalpy Analytical, Inc.
• Unless otherwise specified, sample tubes will be conditioned for re-use 3 business days after submission of results

Site Name:	Irving Searsport Terminal	**Client Name:**	Montrose Air Quality Services, LLC	**PO#:**	
Site Address:	52 Station Ave.	**Project Number:**	PROJ-050105	**Sample Event #**	2026GG105
City:	Searsport	**Project Manager:**	Sabarish Selvarajan	**Sorbent:**	Carbopak-X
State	Maine	**Email Address:**	sabarishselvarajan@montrose-env.com		
Zip:	04401	**Telephone #:**	973-722-7895		

Location	Sample ID (Tube ID)	Sample, Blank or Duplicate	Start Date	Start Time	Stop Date	Stop Time	Deployed/ Collected by	Ave. Pressure (inHg)	Avg. Ambient Temp. (°F)
1	C24210	S	2/18/26	11:00 AM	3/4/26	10:48 AM	BC/BC		
2	C60237	S	2/18/26	11:04 AM	3/4/26	10:53 AM	BC/BC		
2	C68629	D	2/18/26	11:04 AM	3/4/26	10:53 AM	BC/BC		
2	C70159	B	2/18/26	11:04 AM	3/4/26	10:53 AM	BC/BC		
3	C71471	S	2/18/26	11:10 AM	3/4/26	10:58 AM	BC/BC		
4	C17105	S	2/18/26	11:16 AM	3/4/26	11:03 AM	BC/BC		
5	B48052	S	2/18/26	11:22 AM	3/4/26	11:08 AM	BC/BC		
6	C70187	S	2/18/26	11:28 AM	3/4/26	11:13 AM	BC/BC		
7	C70865	S	2/18/26	11:34 AM	3/4/26	11:18 AM	BC/BC		
8	C38854	S	2/18/26	11:40 AM	3/4/26	11:23 AM	BC/BC		
8	C31398	D	2/18/26	11:40 AM	3/4/26	11:23 AM	BC/BC		
8	B50871	B	2/18/26	11:40 AM	3/4/26	11:23 AM	BC/BC		
9	C01820	S	2/18/26	11:43 AM	3/4/26	11:29 AM	BC/BC		
10	C01468	S	2/18/26	11:46 AM	3/4/26	11:35 AM	BC/BC		
11	C00841	S	2/18/26	11:51 AM	3/4/26	11:41 AM	BC/BC		
12	C71576	S	2/18/26	11:55 AM	3/4/26	11:47 AM	BC/BC		
13	C33507	S	2/18/26	12:00 PM	3/4/26	11:53 AM	BC/BC		
14	B49561	S	2/18/26	12:05 PM	3/4/26	11:59 AM	BC/BC		
15	C02238	S	2/18/26	12:20 PM	3/4/26	12:20 PM	BC/BC		
16	C37505	S	2/18/26	12:25 PM	3/4/26	12:24 PM	BC/BC		
17	C16117	S	2/18/26	12:30 PM	3/4/26	12:28 PM	BC/BC		

Relinquished By (printed):	Relinquished By (signature):	Relinquished Date:	Relinquished Time:
Benjamin Curry	BC	3/4/2026	17:00
Recieved By (printed):	**Recieved By (signature):**	**Receipt Date:**	**Receipt Time:**
Ev Manger		3/5/26	10:00 AM

Sample Condition Upon Receipt:			Compound List:	Custody Seal intact? Y/N:	Delivery tracking #
good			BTEX	Y	
Ice Temp:	Blank Temp: 20.2	Fluke 3		Add Custody Seal # below: 25E13297	

Comments:

This Is The Last Page Of This Report.

ENTHALPY ANALYTICAL

Irving Oil – Searsport

52 Station Ave
Searsport, ME 04974

Sampling Event 39 Irving Oil - Searsport

Client Project# PROJ-050105
Samples Received: 3/19/2026

Analytical Report
2026GG106

EPA Method 325B Analysis

Report Issue Date: 3/27/2026

I certify that to the best of my knowledge all analytical data presented in this report have been checked for completeness, accuracy, errors and legibility in addition to having been conducted in accordance with approved protocol, and that all deviations and analytical problems are summarized in the appropriate narrative(s). This report shall not be reproduced except in full without approval of the laboratory. This will provide assurance that parts of the report are not taken out of context.

Amendment(s):

Signature:

Matthew Cavanaugh, Project Manager

ENTHALPY ANALYTICAL

Matt Cavanaugh
Matthew.Cavanaugh@enthalpy.com / www.enthalpy.com
O: (919) 850-4392
Enthalpy Analytical
800 Capitola Drive Suite 1 Durham, NC 27713

Table of Contents

Case Narrative . . . 3
Results . . . 6
    Summary of Results . . . 7
    Detailed Results . . . 8
QC Data . . . 12
Chromatograms . . . 15
Initial Calibration . . . 82
Sample Custody . . . 85
    Chain of Custody . . . 86

Narrative Summary

Enthalpy Analytical Narrative Summary

Company	Montrose Air Quality Services, LLC - New Jersey
Job No.	2026GG106-1
Client ID.	PROJ-050105 Site: Irving Oil - Searsport

1. Custody

The samples were received at Enthalpy Analytical on March 19, 2026 at 10.8 °C. The samples were received in good condition. Prior to, during, and after analysis, the samples were kept under lock with access only to authorized personnel by Enthalpy Analytical, LLC

Table 1 - Sample Inventory

Sample ID	Tube ID	Sample Type
IRVSEA-1-S-20260304	C73618	Sample
IRVSEA-2-S-20260304	B16011	Sample
IRVSEA-2-D-20260304	C73601	Duplicate
IRVSEA-2-B-20260304	C71739	Blank
IRVSEA-3-S-20260304	C33473	Sample
IRVSEA-4-S-20260304	C59952	Sample
IRVSEA-5-S-20260304	C71605	Sample
IRVSEA-6-S-20260304	C71744	Sample
IRVSEA-7-S-20260304	C57556	Sample
IRVSEA-8-S-20260304	B46772	Sample
IRVSEA-8-D-20260304	C43721	Duplicate
IRVSEA-8-B-20260304	C16282	Blank
IRVSEA-9-S-20260304	C70045	Sample
IRVSEA-10-S-20260304	C43881	Sample
IRVSEA-11-S-20260304	C00800	Sample
IRVSEA-12-S-20260304	B45103	Sample
IRVSEA-13-S-20260304	C33294	Sample
IRVSEA-14-S-20260304	C71693	Sample
IRVSEA-15-S-20260304	C01779	Sample
IRVSEA-16-S-20260304	C01494	Sample
IRVSEA-17-S-20260304	C36941	Sample

2. Analysis

The samples were analyzed for Benzene, Toluene, Ethylbenzene, m-/p-Xylenes, and o-Xylene using EPA Method 325B – Volatile Organic Compounds from Fugitive and Area Sources by Thermal Desorption and GC/MS. A copy of the acquisition method M325B-MTD is not included in this report but may be available upon request.

The sample tube media used for this sampling period was CarbopackX. All calibration standards and laboratory QC were prepared using the same media.

Enthalpy Analytical Narrative Summary

Company	Montrose Air Quality Services, LLC - New Jersey
Job No.	2026GG106-1
Client ID.	PROJ-050105 Site: Irving Oil - Searsport

3. Calibration

All BFB tune criteria have been met for this analysis.

The initial calibration (F121725A_CC185154) met all 30% RSD criteria. The initial calibration verification met ±30% recovery criteria. The continuing calibration verifications met 30% difference criteria. The initial and continuing calibration raw data are not included in this report but are available upon request.

4. QC Notes

All quality control criteria required by the method and/or the laboratory SOP have been met unless noted otherwise below.

5. Reporting Notes

All tubes used for this sampling period met the method criteria for number of uses; no tube exceeded 50 field uses.

As specified in EPA Method 325B, the response factor of the daily continuing calibration standard was used to quantitate all field samples and blanks.

All samples were reported as amount in ng catch, and concentration in ug/m³ and ppbv.

The results presented in this report are representative of the samples as provided to the laboratory. These analyses met the requirements of the TNI Standard. Any deviations from the requirements of the reference method or TNI Standard have been stated above.

Enthalpy Analytical, located at 800 Capitola Drive, Suite 1, Durham NC, 27713 is accredited by the Louisiana Department of Environmental Quality (LDEQ) for EPA Method 325B for all analytes included in this report under **Certificate Number 04010**.

Results

Enthalpy Analytical

Company: Montrose Air Quality Services, LLC - New Jersey
Job No.: 2026GG106-1 EPA Method 325B Analysis
Client No.: PROJ-050105 Site: Irving Oil - Searsport

Summary

Sample Code	Tube ID	Benzene		Toluene		Ethylbenzene		m-/p-Xylenes		o-Xylene	
		(ug/m³)	Flag	(ug/m³)	Flag	(ug/m³)	Flag	(ug/m³)	Flag	(ug/m³)	Flag
IRVSEA-1-S-20260304	C73618	0.535		1.35		0.281	ND	0.643	J	0.281	ND
IRVSEA-2-S-20260304	B16011	0.527		1.03		0.282	ND	0.336	J	0.282	ND
IRVSEA-2-D-20260304	C73601	0.588		0.989		0.282	ND	0.430	J	0.282	ND
IRVSEA-2-B-20260304	C71739	0.193	ND	0.249	ND	0.282	ND	0.282	ND	0.282	ND
IRVSEA-3-S-20260304	C33473	0.590		1.74		0.282	J	0.828		0.282	ND
IRVSEA-4-S-20260304	C59952	0.528		1.41		0.282	ND	0.844		0.299	J
IRVSEA-5-S-20260304	C71605	0.658		1.37		0.282	ND	0.620	J	0.282	ND
IRVSEA-6-S-20260304	C71744	0.642		1.82		0.282	ND	0.801		0.338	J
IRVSEA-7-S-20260304	C57556	0.911		4.65		0.828		3.17		1.21	
IRVSEA-8-S-20260304	B46772	0.881		3.82		0.622		2.18		0.852	
IRVSEA-8-D-20260304	C43721	0.868		4.16		0.783		2.51		0.984	
IRVSEA-8-B-20260304	C16282	0.193	ND	0.249	ND	0.282	ND	0.282	ND	0.282	ND
IRVSEA-9-S-20260304	C70045	0.830		3.27		0.582	J	2.24		0.937	
IRVSEA-10-S-20260304	C43881	1.00		5.13		0.949		3.68		1.50	
IRVSEA-11-S-20260304	C00800	0.876		3.49		0.559	J	1.65		0.674	
IRVSEA-12-S-20260304	B45103	0.771		3.25		0.570	J	1.63		0.692	
IRVSEA-13-S-20260304	C33294	0.591		1.87		0.314	J	0.905		0.363	J
IRVSEA-14-S-20260304	C71693	0.513		1.28		0.282	ND	0.621	J	0.282	ND
IRVSEA-15-S-20260304	C01779	0.464		0.697		0.282	ND	0.282	ND	0.282	ND
IRVSEA-16-S-20260304	C01494	0.426	J	0.601		0.282	ND	0.282	ND	0.282	ND
IRVSEA-17-S-20260304	C36941	0.413	J	0.588		0.282	ND	0.282	ND	0.282	ND

J: Estimated Value - The analyte was detected between the Method Detection Limit and Reporting Limit
ND: The analyte was not present above the Method Detection Limit

Enthalpy Analytical

Company: Montrose Air Quality Services, LLC - New Jersey
Job No.: 2026GG106-1 EPA Method 325B Analysis
Client No.: PROJ-050105 Site: Irving Oil - Searsport

Benzene

Sample Code	Tube ID	Conc (ug/m³)	Conc (ppbv)	Calc Amt (ng)	Temp (°F)	Uptake Rate (mL/min	Sample Time (min)	LOD (ug/m³)	LOQ (ug/m³)	LOD (ppbv)	LOQ (ppbv)	Flags	Data File	Inj DateTime	CCV RRF	Ret Time (min)	Target Area	ISTD Area	ISTD Amt	ISTD RT	ISTD Change
IRVSEA-1-S-20260304	C73618	0.535	0.167	6.93	36.5	0.644	20114	0.193	0.460	0.0604	0.144		F2601913.D	2026-03-19 15:55	0.906	7.938	60092	539386	56.3	7.877	-1.5%
IRVSEA-2-S-20260304	B16011	0.527	0.165	6.81	36.5	0.644	20068	0.193	0.461	0.0606	0.144		F2601914.D	2026-03-19 16:20	0.906	7.938	58434	533717	56.3	7.877	-2.5%
IRVSEA-2-D-20260304	C73601	0.588	0.184	7.61	36.5	0.644	20068	0.193	0.461	0.0606	0.144		F2601915.D	2026-03-19 16:46	0.906	7.938	65089	532001	56.3	7.877	-2.8%
IRVSEA-2-B-20260304	C71739	0.193	0.0606		36.5	0.644	20068	0.193	0.461	0.0606	0.144	ND	F2601912.D	2026-03-19 15:29	0.906	7.932	4425	533106	56.3	7.877	-2.6%
IRVSEA-3-S-20260304	C33473	0.590	0.185	7.62	36.5	0.644	20066	0.193	0.461	0.0606	0.144		F2601916.D	2026-03-19 17:11	0.906	7.932	65274	532259	56.3	7.877	-2.8%
IRVSEA-4-S-20260304	C59952	0.528	0.165	6.83	36.5	0.644	20065	0.193	0.461	0.0606	0.144		F2601917.D	2026-03-19 17:36	0.906	7.938	59048	537887	56.3	7.877	-1.8%
IRVSEA-5-S-20260304	C71605	0.658	0.206	8.51	36.5	0.644	20063	0.193	0.461	0.0606	0.144		F2601918.D	2026-03-19 18:02	0.906	7.939	73816	539340	56.3	7.877	-1.5%
IRVSEA-6-S-20260304	C71744	0.642	0.201	8.30	36.5	0.644	20064	0.193	0.461	0.0606	0.144		F2601919.D	2026-03-19 18:28	0.906	7.939	72091	540133	56.3	7.877	-1.3%
IRVSEA-7-S-20260304	C57556	0.911	0.285	11.8	36.5	0.644	20060	0.193	0.461	0.0606	0.145		F2601920.D	2026-03-19 18:53	0.906	7.938	101033	533742	56.3	7.877	-2.5%
IRVSEA-8-S-20260304	B46772	0.881	0.276	11.4	36.5	0.644	20057	0.193	0.461	0.0606	0.145		F2601921.D	2026-03-19 19:19	0.906	7.938	97235	530923	56.3	7.877	-3.0%
IRVSEA-8-D-20260304	C43721	0.868	0.272	11.2	36.5	0.644	20057	0.193	0.461	0.0606	0.145		F2601922.D	2026-03-19 19:44	0.906	7.938	96686	536043	56.3	7.877	-2.1%
IRVSEA-8-B-20260304	C16282	0.193	0.0606		36.5	0.644	20057	0.193	0.461	0.0606	0.145	ND	F2601923.D	2026-03-19 20:09	0.906	7.932	4843	538966	56.3	7.877	-1.6%
IRVSEA-9-S-20260304	C70045	0.830	0.260	10.7	36.5	0.644	20054	0.194	0.462	0.0606	0.145		F2601925.D	2026-03-19 21:00	0.906	7.939	92347	535429	56.3	7.877	-2.2%
IRVSEA-10-S-20260304	C43881	1.00	0.315	13.0	36.5	0.644	20051	0.194	0.462	0.0606	0.145		F2601926.D	2026-03-19 21:25	0.906	7.938	111927	536206	56.3	7.877	-2.1%
IRVSEA-11-S-20260304	C00800	0.876	0.274	11.3	36.5	0.644	20048	0.194	0.462	0.0606	0.145		F2601927.D	2026-03-19 21:51	0.906	7.938	98492	541391	56.3	7.877	-1.1%
IRVSEA-12-S-20260304	B45103	0.771	0.241	9.96	36.5	0.644	20069	0.193	0.461	0.0606	0.144		F2601928.D	2026-03-19 22:16	0.906	7.938	86071	537135	56.3	7.877	-1.9%
IRVSEA-13-S-20260304	C33294	0.591	0.185	7.64	36.5	0.644	20057	0.193	0.461	0.0606	0.145		F2601929.D	2026-03-19 22:42	0.906	7.938	65785	535344	56.3	7.877	-2.2%
IRVSEA-14-S-20260304	C71693	0.513	0.161	6.63	36.5	0.644	20048	0.194	0.462	0.0606	0.145		F2601930.D	2026-03-19 23:08	0.906	7.939	57722	541570	56.3	7.877	-1.1%
IRVSEA-15-S-20260304	C01779	0.464	0.145	6.00	36.5	0.644	20052	0.194	0.462	0.0606	0.145		F2601931.D	2026-03-19 23:33	0.906	7.939	51724	536114	56.3	7.877	-2.1%
IRVSEA-16-S-20260304	C01494	0.426	0.134	5.51	36.5	0.644	20051	0.194	0.462	0.0606	0.145	J	F2601932.D	2026-03-19 23:58	0.906	7.938	47289	533746	56.3	7.877	-2.5%
IRVSEA-17-S-20260304	C36941	0.413	0.129	5.34	36.5	0.644	20050	0.194	0.462	0.0606	0.145	J	F2601933.D	2026-03-20 00:24	0.906	7.938	45398	528802	56.3	7.877	-3.4%

Toluene

Sample Code	Tube ID	Conc (ug/m³)	Conc (ppbv)	Calc Amt (ng)	Temp (°F)	Uptake Rate (mL/min	Sample Time (min)	LOD (ug/m³)	LOQ (ug/m³)	LOD (ppbv)	LOQ (ppbv)	Flags	Data File	Inj DateTime	CCV RRF	Ret Time (min)	Target Area	ISTD Area	ISTD Amt	ISTD RT	ISTD Change
IRVSEA-1-S-20260304	C73618	1.35	0.358	13.6	36.5	0.500	20114	0.249	0.521	0.0660	0.138		F2601913.D	2026-03-19 15:55	1.103	10.661	126128	557207	66.1	10.563	-3.3%
IRVSEA-2-S-20260304	B16011	1.03	0.272	10.3	36.5	0.500	20068	0.249	0.522	0.0662	0.139		F2601914.D	2026-03-19 16:20	1.103	10.661	94875	552142	66.1	10.563	-4.2%
IRVSEA-2-D-20260304	C73601	0.989	0.263	9.93	36.5	0.500	20068	0.249	0.522	0.0662	0.139		F2601915.D	2026-03-19 16:46	1.103	10.661	90863	548401	66.1	10.563	-4.8%
IRVSEA-2-B-20260304	C71739	0.249	0.0662		36.5	0.500	20068	0.249	0.522	0.0662	0.139	ND	F2601912.D	2026-03-19 15:29	1.103	10.655	18039	554843	66.1	10.563	-3.7%
IRVSEA-3-S-20260304	C33473	1.74	0.462	17.4	36.5	0.500	20066	0.249	0.522	0.0662	0.139		F2601916.D	2026-03-19 17:11	1.103	10.661	161174	553562	66.1	10.563	-3.9%
IRVSEA-4-S-20260304	C59952	1.41	0.373	14.1	36.5	0.500	20065	0.249	0.522	0.0662	0.139		F2601917.D	2026-03-19 17:36	1.103	10.661	130365	553777	66.1	10.563	-3.9%
IRVSEA-5-S-20260304	C71605	1.37	0.364	13.7	36.5	0.500	20063	0.249	0.522	0.0662	0.139		F2601918.D	2026-03-19 18:02	1.103	10.661	127828	557206	66.1	10.563	-3.3%
IRVSEA-6-S-20260304	C71744	1.82	0.482	18.2	36.5	0.500	20064	0.249	0.522	0.0662	0.139		F2601919.D	2026-03-19 18:28	1.103	10.661	170446	560266	66.1	10.563	-2.7%
IRVSEA-7-S-20260304	C57556	4.65	1.23	46.6	36.5	0.500	20060	0.249	0.522	0.0662	0.139		F2601920.D	2026-03-19 18:53	1.103	10.661	430001	552842	66.1	10.563	-4.0%
IRVSEA-8-S-20260304	B46772	3.82	1.02	38.3	36.5	0.500	20057	0.249	0.522	0.0662	0.139		F2601921.D	2026-03-19 19:19	1.103	10.661	355009	554661	66.1	10.563	-3.7%
IRVSEA-8-D-20260304	C43721	4.16	1.10	41.7	36.5	0.500	20057	0.249	0.522	0.0662	0.139		F2601922.D	2026-03-19 19:44	1.103	10.661	384933	552913	66.1	10.563	-4.0%
IRVSEA-8-B-20260304	C16282	0.249	0.0662		36.5	0.500	20057	0.249	0.522	0.0662	0.139	ND	F2601923.D	2026-03-19 20:09	1.103	10.661	18060	559110	66.1	10.563	-2.9%
IRVSEA-9-S-20260304	C70045	3.27	0.869	32.8	36.5	0.500	20054	0.249	0.522	0.0662	0.139		F2601925.D	2026-03-19 21:00	1.103	10.661	302240	551798	66.1	10.563	-4.2%
IRVSEA-10-S-20260304	C43881	5.13	1.36	51.4	36.5	0.500	20051	0.249	0.522	0.0662	0.139		F2601926.D	2026-03-19 21:25	1.103	10.661	478806	557567	66.1	10.563	-3.2%
IRVSEA-11-S-20260304	C00800	3.49	0.927	35.0	36.5	0.500	20048	0.249	0.522	0.0662	0.139		F2601927.D	2026-03-19 21:51	1.103	10.661	327383	560344	66.1	10.563	-2.7%
IRVSEA-12-S-20260304	B45103	3.25	0.863	32.6	36.5	0.500	20069	0.249	0.522	0.0662	0.139		F2601928.D	2026-03-19 22:16	1.103	10.661	302282	555266	66.1	10.563	-3.6%

Enthalpy Analytical

Company: Montrose Air Quality Services, LLC - New Jersey
Job No.: 2026GG106-1 EPA Method 325B Analysis
Client No.: PROJ-050105 Site: Irving Oil - Searsport

Toluene

Sample Code	Tube ID	Conc (ug/m³)	Conc (ppbv)	Calc Amt (ng)	Temp (°F)	Uptake Rate (mL/min	Sample Time (min)	LOD (ug/m³)	LOQ (ug/m³)	LOD (ppbv)	LOQ (ppbv)	Flags	Data File	Inj DateTime	CCV RRF	Ret Time (min)	Target Area	ISTD Area	ISTD Amt	ISTD RT	ISTD Change
IRVSEA-13-S-20260304	C33294	1.87	0.496	18.7	36.5	0.500	20057	0.249	0.522	0.0662	0.139		F2601929.D	2026-03-19 22:42	1.103	10.661	173719	555659	66.1	10.563	-3.5%
IRVSEA-14-S-20260304	C71693	1.28	0.340	12.8	36.5	0.500	20048	0.249	0.522	0.0662	0.139		F2601930.D	2026-03-19 23:08	1.103	10.661	120188	561683	66.1	10.563	-2.5%
IRVSEA-15-S-20260304	C01779	0.697	0.185	6.99	36.5	0.500	20052	0.249	0.522	0.0662	0.139		F2601931.D	2026-03-19 23:33	1.103	10.661	64182	550058	66.1	10.563	-4.5%
IRVSEA-16-S-20260304	C01494	0.601	0.159	6.02	36.5	0.500	20051	0.249	0.522	0.0662	0.139		F2601932.D	2026-03-19 23:58	1.103	10.661	55127	548449	66.1	10.563	-4.8%
IRVSEA-17-S-20260304	C36941	0.588	0.156	5.89	36.5	0.500	20050	0.249	0.522	0.0662	0.139		F2601933.D	2026-03-20 00:24	1.103	10.661	53626	545184	66.1	10.563	-5.4%

Ethylbenzene

Sample Code	Tube ID	Conc (ug/m³)	Conc (ppbv)	Calc Amt (ng)	Temp (°F)	Uptake Rate (mL/min	Sample Time (min)	LOD (ug/m³)	LOQ (ug/m³)	LOD (ppbv)	LOQ (ppbv)	Flags	Data File	Inj DateTime	CCV RRF	Ret Time (min)	Target Area	ISTD Area	ISTD Amt	ISTD RT	ISTD Change
IRVSEA-1-S-20260304	C73618	0.281	0.0648		36.5	0.442	20114	0.281	0.612	0.0648	0.141	ND	F2601913.D	2026-03-19 15:55	1.190	12.845	16605	557207	66.1	10.563	-3.3%
IRVSEA-2-S-20260304	B16011	0.282	0.0649		36.5	0.442	20068	0.282	0.613	0.0649	0.141	ND	F2601914.D	2026-03-19 16:20	1.190	12.845	12066	552142	66.1	10.563	-4.2%
IRVSEA-2-D-20260304	C73601	0.282	0.0649		36.5	0.442	20068	0.282	0.613	0.0649	0.141	ND	F2601915.D	2026-03-19 16:46	1.190	12.845	10355	548401	66.1	10.563	-4.8%
IRVSEA-2-B-20260304	C71739	0.282	0.0649		36.5	0.442	20068	0.282	0.613	0.0649	0.141	ND	F2601912.D	2026-03-19 15:29	1.190	12.845	1225	554843	66.1	10.563	-3.7%
IRVSEA-3-S-20260304	C33473	0.282	0.0650	2.50	36.5	0.442	20066	0.282	0.613	0.0649	0.141	J	F2601916.D	2026-03-19 17:11	1.190	12.845	24949	553562	66.1	10.563	-3.9%
IRVSEA-4-S-20260304	C59952	0.282	0.0649		36.5	0.442	20065	0.282	0.613	0.0649	0.141	ND	F2601917.D	2026-03-19 17:36	1.190	12.845	24180	553777	66.1	10.563	-3.9%
IRVSEA-5-S-20260304	C71605	0.282	0.0649		36.5	0.442	20063	0.282	0.613	0.0649	0.141	ND	F2601918.D	2026-03-19 18:02	1.190	12.845	15069	557206	66.1	10.563	-3.3%
IRVSEA-6-S-20260304	C71744	0.282	0.0649		36.5	0.442	20064	0.282	0.613	0.0649	0.141	ND	F2601919.D	2026-03-19 18:28	1.190	12.845	18891	560266	66.1	10.563	-2.7%
IRVSEA-7-S-20260304	C57556	0.828	0.191	7.35	36.5	0.442	20060	0.282	0.613	0.0649	0.141		F2601920.D	2026-03-19 18:53	1.190	12.845	73215	552842	66.1	10.563	-4.0%
IRVSEA-8-S-20260304	B46772	0.622	0.143	5.52	36.5	0.442	20057	0.282	0.614	0.0649	0.141		F2601921.D	2026-03-19 19:19	1.190	12.845	55146	554661	66.1	10.563	-3.7%
IRVSEA-8-D-20260304	C43721	0.783	0.180	6.94	36.5	0.442	20057	0.282	0.614	0.0649	0.141		F2601922.D	2026-03-19 19:44	1.190	12.845	69180	552913	66.1	10.563	-4.0%
IRVSEA-8-B-20260304	C16282	0.282	0.0649		36.5	0.442	20057	0.282	0.614	0.0649	0.141	ND	F2601923.D	2026-03-19 20:09	1.190	12.845	1221	559110	66.1	10.563	-2.9%
IRVSEA-9-S-20260304	C70045	0.582	0.134	5.16	36.5	0.442	20054	0.282	0.614	0.0650	0.141	J	F2601925.D	2026-03-19 21:00	1.190	12.845	51309	551798	66.1	10.563	-4.2%
IRVSEA-10-S-20260304	C43881	0.949	0.219	8.41	36.5	0.442	20051	0.282	0.614	0.0650	0.141		F2601926.D	2026-03-19 21:25	1.190	12.845	84511	557567	66.1	10.563	-3.2%
IRVSEA-11-S-20260304	C00800	0.559	0.129	4.95	36.5	0.442	20048	0.282	0.614	0.0650	0.141	J	F2601927.D	2026-03-19 21:51	1.190	12.845	49996	560344	66.1	10.563	-2.7%
IRVSEA-12-S-20260304	B45103	0.570	0.131	5.06	36.5	0.442	20069	0.282	0.613	0.0649	0.141	J	F2601928.D	2026-03-19 22:16	1.190	12.845	50629	555266	66.1	10.563	-3.6%
IRVSEA-13-S-20260304	C33294	0.314	0.0724	2.79	36.5	0.442	20057	0.282	0.614	0.0649	0.141	J	F2601929.D	2026-03-19 22:42	1.190	12.845	27900	555659	66.1	10.563	-3.5%
IRVSEA-14-S-20260304	C71693	0.282	0.0650		36.5	0.442	20048	0.282	0.614	0.0650	0.141	ND	F2601930.D	2026-03-19 23:08	1.190	12.845	16287	561683	66.1	10.563	-2.5%
IRVSEA-15-S-20260304	C01779	0.282	0.0650		36.5	0.442	20052	0.282	0.614	0.0650	0.141	ND	F2601931.D	2026-03-19 23:33	1.190	12.845	7958	550058	66.1	10.563	-4.5%
IRVSEA-16-S-20260304	C01494	0.282	0.0650		36.5	0.442	20051	0.282	0.614	0.0650	0.141	ND	F2601932.D	2026-03-19 23:58	1.190	12.845	6412	548449	66.1	10.563	-4.8%
IRVSEA-17-S-20260304	C36941	0.282	0.0650		36.5	0.442	20050	0.282	0.614	0.0650	0.141	ND	F2601933.D	2026-03-20 00:24	1.190	12.845	7208	545184	66.1	10.563	-5.4%

m-/p-Xylenes

Sample Code	Tube ID	Conc (ug/m³)	Conc (ppbv)	Calc Amt (ng)	Temp (°F)	Uptake Rate (mL/min	Sample Time (min)	LOD (ug/m³)	LOQ (ug/m³)	LOD (ppbv)	LOQ (ppbv)	Flags	Data File	Inj DateTime	CCV RRF	Ret Time (min)	Target Area	ISTD Area	ISTD Amt	ISTD RT	ISTD Change
IRVSEA-1-S-20260304	C73618	0.643	0.148	5.72	36.5	0.442	20114	0.281	0.686	0.0648	0.158	J	F2601913.D	2026-03-19 15:55	0.922	13.022	44468	557207	66.1	10.563	-3.3%
IRVSEA-2-S-20260304	B16011	0.336	0.0774	2.98	36.5	0.442	20068	0.282	0.687	0.0649	0.158	J	F2601914.D	2026-03-19 16:20	0.922	13.022	22986	552142	66.1	10.563	-4.2%
IRVSEA-2-D-20260304	C73601	0.430	0.0990	3.81	36.5	0.442	20068	0.282	0.687	0.0649	0.158	J	F2601915.D	2026-03-19 16:46	0.922	13.022	29190	548401	66.1	10.563	-4.8%
IRVSEA-2-B-20260304	C71739	0.282	0.0649		36.5	0.442	20068	0.282	0.687	0.0649	0.158	ND	F2601912.D	2026-03-19 15:29	0.922	13.022	1670	554843	66.1	10.563	-3.7%
IRVSEA-3-S-20260304	C33473	0.828	0.191	7.35	36.5	0.442	20066	0.282	0.687	0.0649	0.158		F2601916.D	2026-03-19 17:11	0.922	13.022	56809	553562	66.1	10.563	-3.9%
IRVSEA-4-S-20260304	C59952	0.844	0.194	7.49	36.5	0.442	20065	0.282	0.687	0.0649	0.158		F2601917.D	2026-03-19 17:36	0.922	13.022	57884	553777	66.1	10.563	-3.9%
IRVSEA-5-S-20260304	C71605	0.620	0.143	5.51	36.5	0.442	20063	0.282	0.687	0.0649	0.158	J	F2601918.D	2026-03-19 18:02	0.922	13.022	42814	557206	66.1	10.563	-3.3%

Enthalpy Analytical

Company: Montrose Air Quality Services, LLC - New Jersey
Job No.: 2026GG106-1 EPA Method 325B Analysis
Client No.: PROJ-050105 Site: Irving Oil - Searsport

m-/p-Xylenes

Sample Code	Tube ID	Conc (ug/m³)	Conc (ppbv)	Calc Amt (ng)	Temp (°F)	Uptake Rate (mL/min	Sample Time (min)	LOD (ug/m³)	LOQ (ug/m³)	LOD (ppbv)	LOQ (ppbv)	Flags	Data File	Inj DateTime	CCV RRF	Ret Time (min)	Target Area	ISTD Area	ISTD Amt	ISTD RT	ISTD Change
IRVSEA-6-S-20260304	C71744	0.801	0.185	7.11	36.5	0.442	20064	0.282	0.687	0.0649	0.158		F2601919.D	2026-03-19 18:28	0.922	13.022	55580	560266	66.1	10.563	-2.7%
IRVSEA-7-S-20260304	C57556	3.17	0.731	28.2	36.5	0.442	20060	0.282	0.688	0.0649	0.158		F2601920.D	2026-03-19 18:53	0.922	13.022	217280	552842	66.1	10.563	-4.0%
IRVSEA-8-S-20260304	B46772	2.18	0.503	19.4	36.5	0.442	20057	0.282	0.688	0.0649	0.158		F2601921.D	2026-03-19 19:19	0.922	13.022	150033	554661	66.1	10.563	-3.7%
IRVSEA-8-D-20260304	C43721	2.51	0.577	22.2	36.5	0.442	20057	0.282	0.688	0.0649	0.158		F2601922.D	2026-03-19 19:44	0.922	13.022	171511	552913	66.1	10.563	-4.0%
IRVSEA-8-B-20260304	C16282	0.282	0.0649		36.5	0.442	20057	0.282	0.688	0.0649	0.158	ND	F2601923.D	2026-03-19 20:09	0.922	13.022	966	559110	66.1	10.563	-2.9%
IRVSEA-9-S-20260304	C70045	2.24	0.517	19.9	36.5	0.442	20054	0.282	0.688	0.0650	0.158		F2601925.D	2026-03-19 21:00	0.922	13.022	153284	551798	66.1	10.563	-4.2%
IRVSEA-10-S-20260304	C43881	3.68	0.847	32.6	36.5	0.442	20051	0.282	0.688	0.0650	0.159		F2601926.D	2026-03-19 21:25	0.922	13.022	253710	557567	66.1	10.563	-3.2%
IRVSEA-11-S-20260304	C00800	1.65	0.381	14.7	36.5	0.442	20048	0.282	0.688	0.0650	0.159		F2601927.D	2026-03-19 21:51	0.922	13.022	114698	560344	66.1	10.563	-2.7%
IRVSEA-12-S-20260304	B45103	1.63	0.376	14.5	36.5	0.442	20069	0.282	0.687	0.0649	0.158		F2601928.D	2026-03-19 22:16	0.922	13.022	112243	555266	66.1	10.563	-3.6%
IRVSEA-13-S-20260304	C33294	0.905	0.209	8.03	36.5	0.442	20057	0.282	0.688	0.0649	0.158		F2601929.D	2026-03-19 22:42	0.922	13.022	62247	555659	66.1	10.563	-3.5%
IRVSEA-14-S-20260304	C71693	0.621	0.143	5.51	36.5	0.442	20048	0.282	0.688	0.0650	0.159	J	F2601930.D	2026-03-19 23:08	0.922	13.022	43169	561683	66.1	10.563	-2.5%
IRVSEA-15-S-20260304	C01779	0.282	0.0650		36.5	0.442	20052	0.282	0.688	0.0650	0.159	ND	F2601931.D	2026-03-19 23:33	0.922	13.022	15145	550058	66.1	10.563	-4.5%
IRVSEA-16-S-20260304	C01494	0.282	0.0650		36.5	0.442	20051	0.282	0.688	0.0650	0.159	ND	F2601932.D	2026-03-19 23:58	0.922	13.022	11237	548449	66.1	10.563	-4.8%
IRVSEA-17-S-20260304	C36941	0.282	0.0650		36.5	0.442	20050	0.282	0.688	0.0650	0.159	ND	F2601933.D	2026-03-20 00:24	0.922	13.022	13180	545184	66.1	10.563	-5.4%

o-Xylene

Sample Code	Tube ID	Conc (ug/m³)	Conc (ppbv)	Calc Amt (ng)	Temp (°F)	Uptake Rate (mL/min	Sample Time (min)	LOD (ug/m³)	LOQ (ug/m³)	LOD (ppbv)	LOQ (ppbv)	Flags	Data File	Inj DateTime	CCV RRF	Ret Time (min)	Target Area	ISTD Area	ISTD Amt	ISTD RT	ISTD Change
IRVSEA-1-S-20260304	C73618	0.281	0.0648		36.5	0.442	20114	0.281	0.638	0.0648	0.147	ND	F2601913.D	2026-03-19 15:55	0.918	13.524	17358	557207	66.1	10.563	-3.3%
IRVSEA-2-S-20260304	B16011	0.282	0.0649		36.5	0.442	20068	0.282	0.639	0.0649	0.147	ND	F2601914.D	2026-03-19 16:20	0.918	13.530	9113	552142	66.1	10.563	-4.2%
IRVSEA-2-D-20260304	C73601	0.282	0.0649		36.5	0.442	20068	0.282	0.639	0.0649	0.147	ND	F2601915.D	2026-03-19 16:46	0.918	13.530	11264	548401	66.1	10.563	-4.8%
IRVSEA-2-B-20260304	C71739	0.282	0.0649		36.5	0.442	20068	0.282	0.639	0.0649	0.147	ND	F2601912.D	2026-03-19 15:29	0.918	13.530	606	554843	66.1	10.563	-3.7%
IRVSEA-3-S-20260304	C33473	0.282	0.0649		36.5	0.442	20066	0.282	0.639	0.0649	0.147	ND	F2601916.D	2026-03-19 17:11	0.918	13.524	18625	553562	66.1	10.563	-3.9%
IRVSEA-4-S-20260304	C59952	0.299	0.0690	2.66	36.5	0.442	20065	0.282	0.639	0.0649	0.147	J	F2601917.D	2026-03-19 17:36	0.918	13.524	20443	553777	66.1	10.563	-3.9%
IRVSEA-5-S-20260304	C71605	0.282	0.0649		36.5	0.442	20063	0.282	0.639	0.0649	0.147	ND	F2601918.D	2026-03-19 18:02	0.918	13.524	16965	557206	66.1	10.563	-3.3%
IRVSEA-6-S-20260304	C71744	0.338	0.0778	3.00	36.5	0.442	20064	0.282	0.639	0.0649	0.147	J	F2601919.D	2026-03-19 18:28	0.918	13.524	23325	560266	66.1	10.563	-2.7%
IRVSEA-7-S-20260304	C57556	1.21	0.278	10.7	36.5	0.442	20060	0.282	0.639	0.0649	0.147		F2601920.D	2026-03-19 18:53	0.918	13.524	82349	552842	66.1	10.563	-4.0%
IRVSEA-8-S-20260304	B46772	0.852	0.196	7.56	36.5	0.442	20057	0.282	0.639	0.0649	0.147		F2601921.D	2026-03-19 19:19	0.918	13.530	58245	554661	66.1	10.563	-3.7%
IRVSEA-8-D-20260304	C43721	0.984	0.227	8.73	36.5	0.442	20057	0.282	0.639	0.0649	0.147		F2601922.D	2026-03-19 19:44	0.918	13.524	67058	552913	66.1	10.563	-4.0%
IRVSEA-8-B-20260304	C16282	0.282	0.0649		36.5	0.442	20057	0.282	0.639	0.0649	0.147	ND	F2601923.D	2026-03-19 20:09	0.918	13.524	498	559110	66.1	10.563	-2.9%
IRVSEA-9-S-20260304	C70045	0.937	0.216	8.32	36.5	0.442	20054	0.282	0.640	0.0650	0.147		F2601925.D	2026-03-19 21:00	0.918	13.524	63773	551798	66.1	10.563	-4.2%
IRVSEA-10-S-20260304	C43881	1.50	0.345	13.3	36.5	0.442	20051	0.282	0.640	0.0650	0.147		F2601926.D	2026-03-19 21:25	0.918	13.524	103005	557567	66.1	10.563	-3.2%
IRVSEA-11-S-20260304	C00800	0.674	0.155	5.98	36.5	0.442	20048	0.282	0.640	0.0650	0.147		F2601927.D	2026-03-19 21:51	0.918	13.524	46570	560344	66.1	10.563	-2.7%
IRVSEA-12-S-20260304	B45103	0.692	0.159	6.14	36.5	0.442	20069	0.282	0.639	0.0649	0.147		F2601928.D	2026-03-19 22:16	0.918	13.524	47409	555266	66.1	10.563	-3.6%
IRVSEA-13-S-20260304	C33294	0.363	0.0836	3.22	36.5	0.442	20057	0.282	0.639	0.0649	0.147	J	F2601929.D	2026-03-19 22:42	0.918	13.530	24846	555659	66.1	10.563	-3.5%
IRVSEA-14-S-20260304	C71693	0.282	0.0650		36.5	0.442	20048	0.282	0.640	0.0650	0.147	ND	F2601930.D	2026-03-19 23:08	0.918	13.524	17625	561683	66.1	10.563	-2.5%
IRVSEA-15-S-20260304	C01779	0.282	0.0650		36.5	0.442	20052	0.282	0.640	0.0650	0.147	ND	F2601931.D	2026-03-19 23:33	0.918	13.524	6441	550058	66.1	10.563	-4.5%
IRVSEA-16-S-20260304	C01494	0.282	0.0650		36.5	0.442	20051	0.282	0.640	0.0650	0.147	ND	F2601932.D	2026-03-19 23:58	0.918	13.530	4698	548449	66.1	10.563	-4.8%

Enthalpy Analytical

Company: Montrose Air Quality Services, LLC - New Jersey
Job No.: 2026GG106-1 EPA Method 325B Analysis
Client No.: PROJ-050105 Site: Irving Oil - Searsport

o-Xylene

Sample Code	Tube ID	Conc (ug/m³)	Conc (ppbv)	Calc Amt (ng)	Temp (°F)	Uptake Rate (mL/min	Sample Time (min)	LOD (ug/m³)	LOQ (ug/m³)	LOD (ppbv)	LOQ (ppbv)	Flags	Data File	Inj DateTime	CCV RRF	Ret Time (min)	Target Area	ISTD Area	ISTD Amt	ISTD RT	ISTD Change
IRVSEA-17-S-20260304	C36941	0.282	0.0650		36.5	0.442	20050	0.282	0.640	0.0650	0.147	ND	F2601933.D	2026-03-20 00:24	0.918	13.524	5062	545184	66.1	10.563	-5.4%

J: Estimated Value - The analyte was detected between the Method Detection Limit and Reporting Limit
ND: The analyte was not present above the Method Detection Limit

QC Data

Enthalpy Analytical

Company: Montrose Air Quality Services, LLC - New Jersey
Job No.: 2026GG106-1 EPA Method 325B Analysis
Client No.: PROJ-050105 Site: Irving Oil - Searsport

QC Samples

Field Sample Type	Sample Code	Benzene		Toluene		Ethylbenzene		m-/p-Xylenes		o-Xylene	
Blanks (ug/m³)	IRVSEA-2-B-20260304	ND	Pass	ND	Pass	ND	Pass	ND	Pass	ND	Pass
	IRVSEA-8-B-20260304	ND	Pass	ND	Pass	ND	Pass	ND	Pass	ND	Pass
Duplicates (difference)	IRVSEA-2-D-20260304	11%	Pass	3.6%	Pass	ND	Pass	24%	Pass	ND	Pass
	IRVSEA-8-D-20260304	1.5%	Pass	8.4%	Pass	23%	Pass	14%	Pass	14%	Pass

Enthalpy Analytical

Company: Montrose Air Quality Services, LLC - New Jersey
Job No.: 2026GG106-1 EPA Method 325B Analysis
Client No.: PROJ-050105 Site: Irving Oil - Searsport

Benzene Calibration and Blanks

Sample Code	Data File	Tube ID	Type	RRF	ICAL RRF	Last CCV RRF	RRF Change	ISTD Change vs ICal	ISTD Change vs Concal	Pass/ Fail	Flags
M325B CCV 5	F2601910.D	C24117	Cal	0.906	0.904	0.906	0.28%	1.3%		Pass	
2026GG106 Method Blank 1	F2601911.D	C73580	Blank		0.904	0.906			-1.4%	Pass	ND
M325B CCV 5	F2601924.D	B43727	Check	0.927	0.904	0.906	2.6%		-2.4%	Pass	
M325B CCV 5	F2601934.D	C56781	Check	0.915	0.904	0.906	1.3%		-1.9%	Pass	

Toluene Calibration and Blanks

Sample Code	Data File	Tube ID	Type	RRF	ICAL RRF	Last CCV RRF	RRF Change	ISTD Change vs ICal	ISTD Change vs Concal	Pass/ Fail	Flags
M325B CCV 5	F2601910.D	C24117	Cal	1.103	1.091	1.103	1.1%	-7.8%		Pass	
2026GG106 Method Blank 1	F2601911.D	C73580	Blank		1.091	1.103			-1.4%	Pass	ND
M325B CCV 5	F2601924.D	B43727	Check	1.142	1.091	1.103	4.7%		-3.0%	Pass	
M325B CCV 5	F2601934.D	C56781	Check	1.118	1.091	1.103	2.5%		-2.8%	Pass	

Ethylbenzene Calibration and Blanks

Sample Code	Data File	Tube ID	Type	RRF	ICAL RRF	Last CCV RRF	RRF Change	ISTD Change vs ICal	ISTD Change vs Concal	Pass/ Fail	Flags
M325B CCV 5	F2601910.D	C24117	Cal	1.190	1.150	1.190	3.5%	-7.8%		Pass	
2026GG106 Method Blank 1	F2601911.D	C73580	Blank		1.150	1.190			-1.4%	Pass	ND
M325B CCV 5	F2601924.D	B43727	Check	1.205	1.150	1.190	4.8%		-3.0%	Pass	
M325B CCV 5	F2601934.D	C56781	Check	1.168	1.150	1.190	1.6%		-2.8%	Pass	

m-/p-Xylenes Calibration and Blanks

Sample Code	Data File	Tube ID	Type	RRF	ICAL RRF	Last CCV RRF	RRF Change	ISTD Change vs ICal	ISTD Change vs Concal	Pass/ Fail	Flags
M325B CCV 5	F2601910.D	C24117	Cal	0.922	0.940	0.922	-1.9%	-7.8%		Pass	
2026GG106 Method Blank 1	F2601911.D	C73580	Blank		0.940	0.922			-1.4%	Pass	ND
M325B CCV 5	F2601924.D	B43727	Check	0.906	0.940	0.922	-3.6%		-3.0%	Pass	
M325B CCV 5	F2601934.D	C56781	Check	0.884	0.940	0.922	-5.9%		-2.8%	Pass	

o-Xylene Calibration and Blanks

Sample Code	Data File	Tube ID	Type	RRF	ICAL RRF	Last CCV RRF	RRF Change	ISTD Change vs ICal	ISTD Change vs Concal	Pass/ Fail	Flags
M325B CCV 5	F2601910.D	C24117	Cal	0.918	0.944	0.918	-2.7%	-7.8%		Pass	
2026GG106 Method Blank 1	F2601911.D	C73580	Blank		0.944	0.918			-1.4%	Pass	ND
M325B CCV 5	F2601924.D	B43727	Check	0.930	0.944	0.918	-1.5%		-3.0%	Pass	
M325B CCV 5	F2601934.D	C56781	Check	0.898	0.944	0.918	-4.8%		-2.8%	Pass	

Chromatograms

Name	2026GG106 Method Blank 1
Comment	C73580
Data File	F2601911.D
Acq. Date-Time	3/19/2026 3:04:40 PM
Acq. Method File	M325B-MTD
Tube Sorbent	Carbopack X
Analyze Quant Version	12.1
Report Quant Version	12.1

Sample Chromatogram

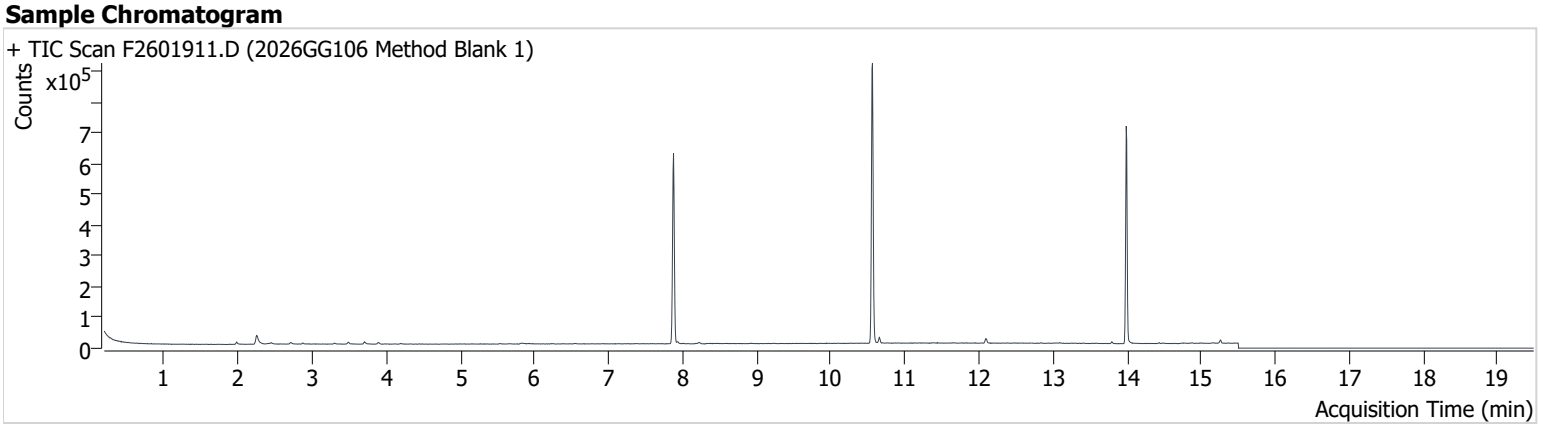

Name	ISTD	RT	ICAL RT	Resp.	Int. Flag
benzene-d6 (IS)		7.877	7.889	540,072	
Benzene	benzene-d6 (IS)	7.932	7.945	4,170	
Toluene-d8 (IS)		10.563	10.569	567,799	
Toluene	Toluene-d8 (IS)	10.655	10.667	11,112	
Ethylbenzene	Toluene-d8 (IS)	12.845	12.851	721	
m-/p-Xylenes	Toluene-d8 (IS)	13.016	13.028	1,042	
o-Xylene	Toluene-d8 (IS)	13.530	13.530	542	

benzene-d6 (IS)

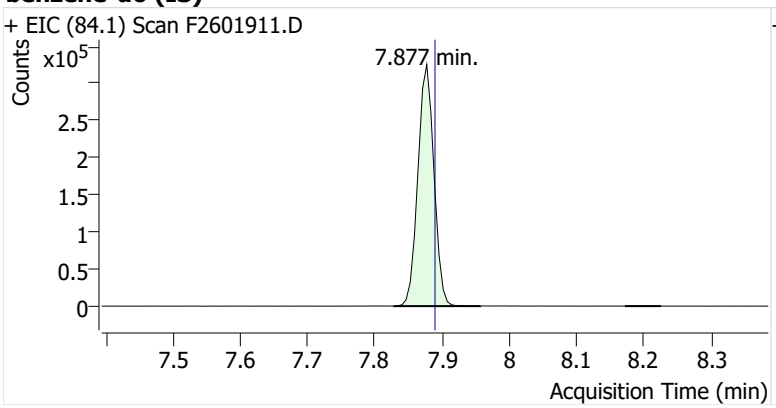

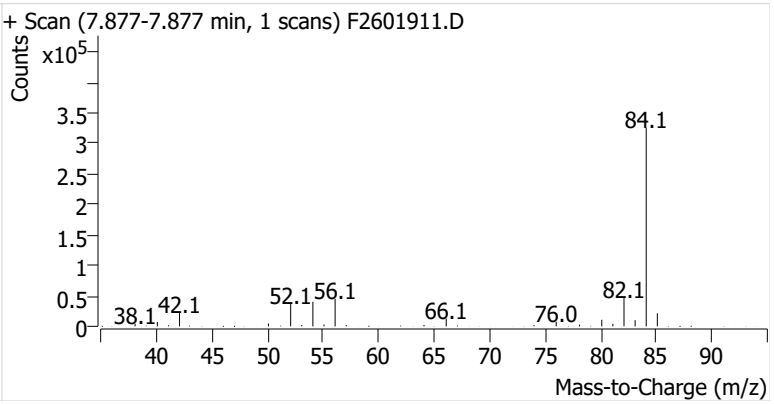

Benzene

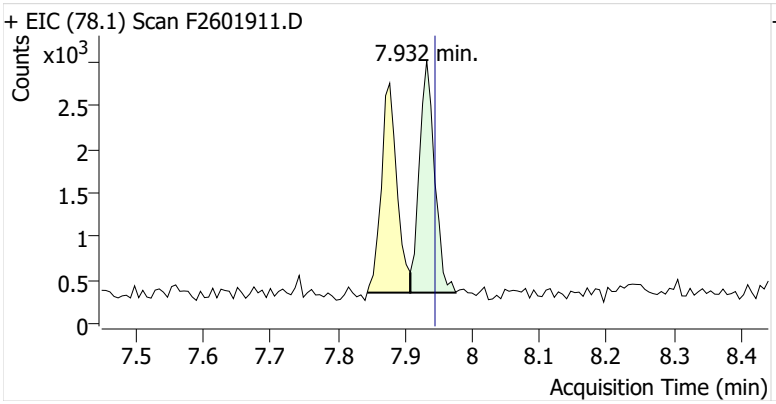

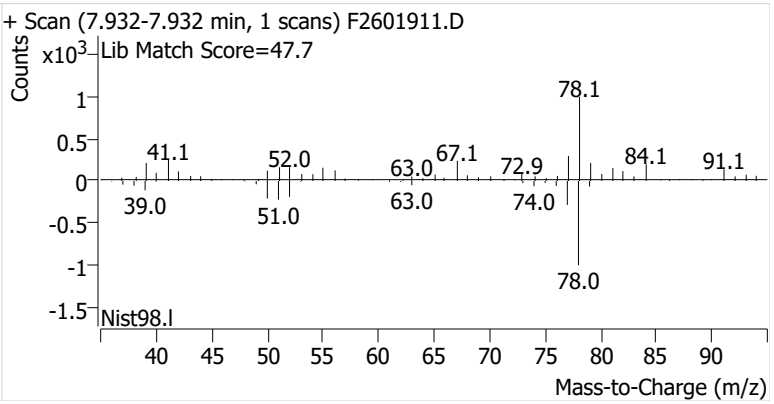

Toluene-d8 (IS)

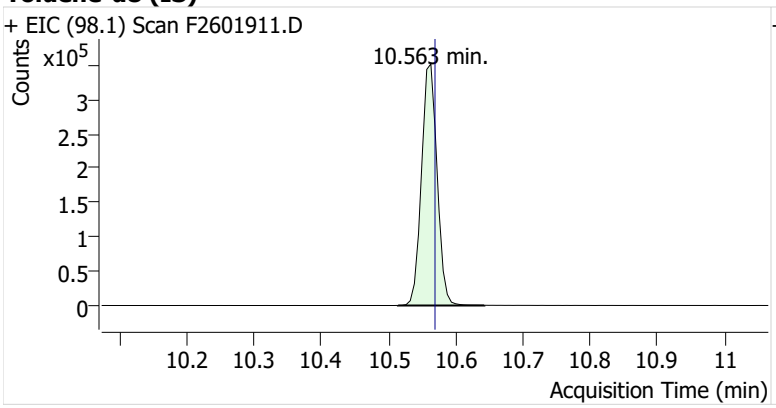

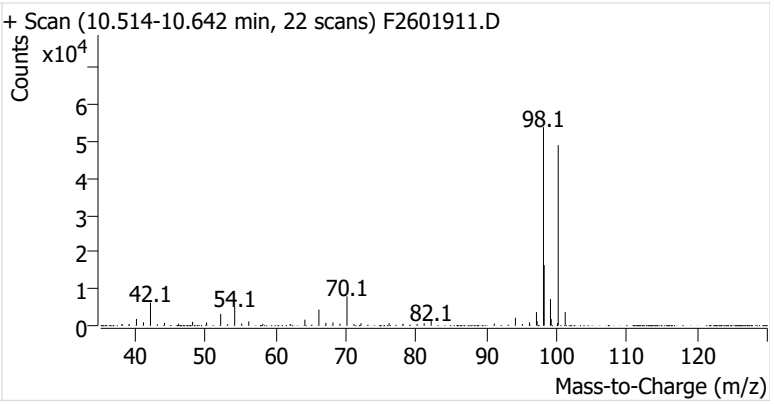

Toluene

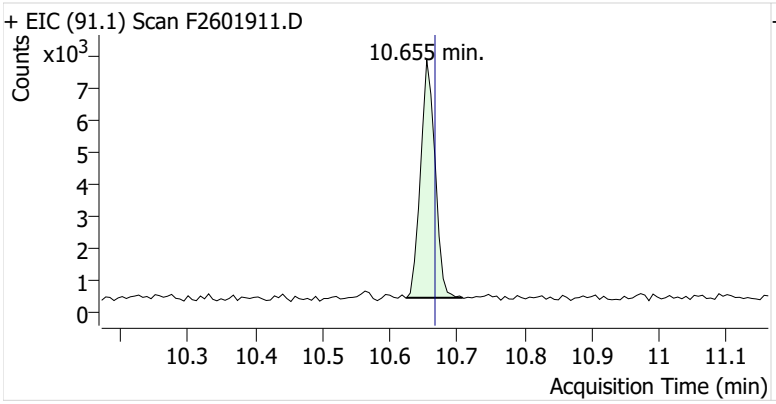

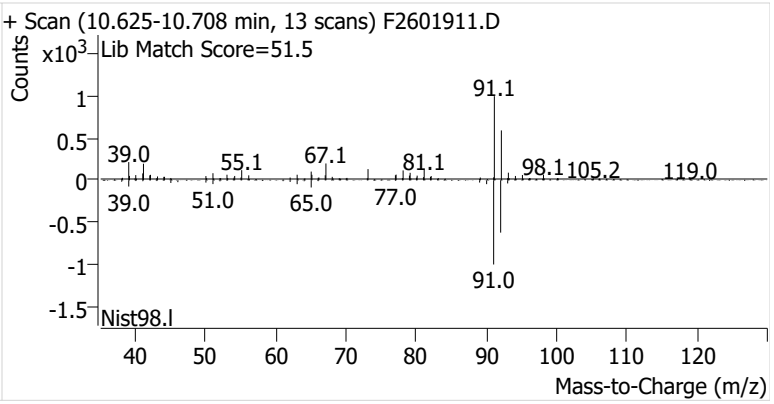

Ethylbenzene

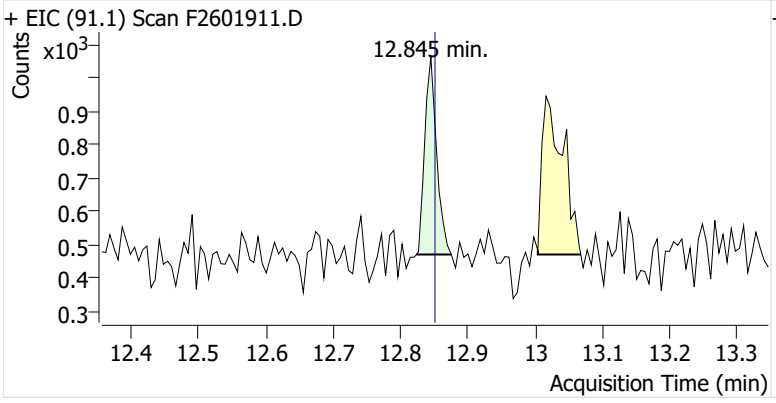

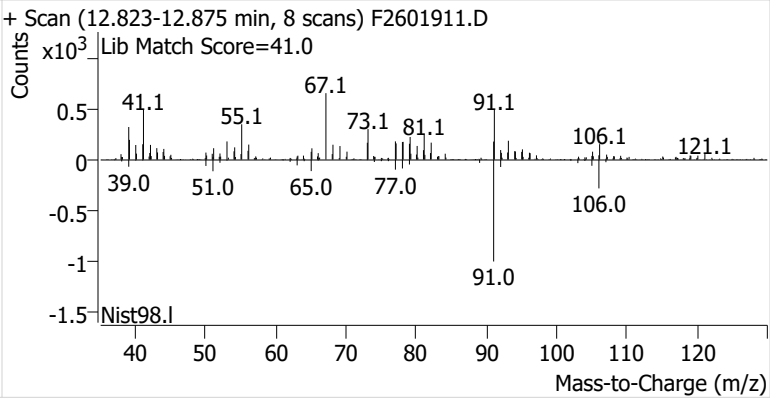

m-/p-Xylenes

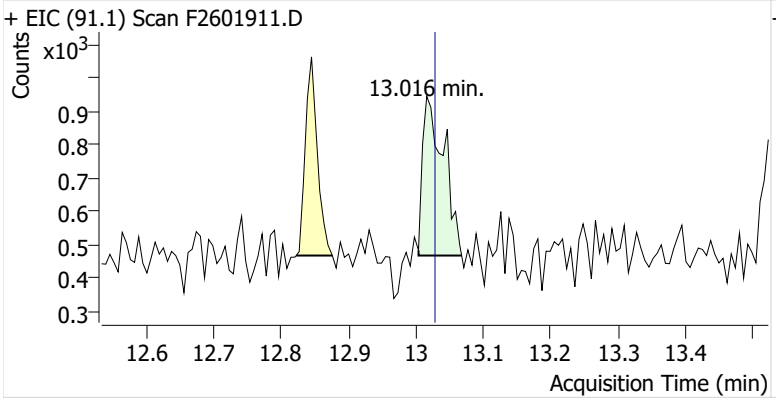

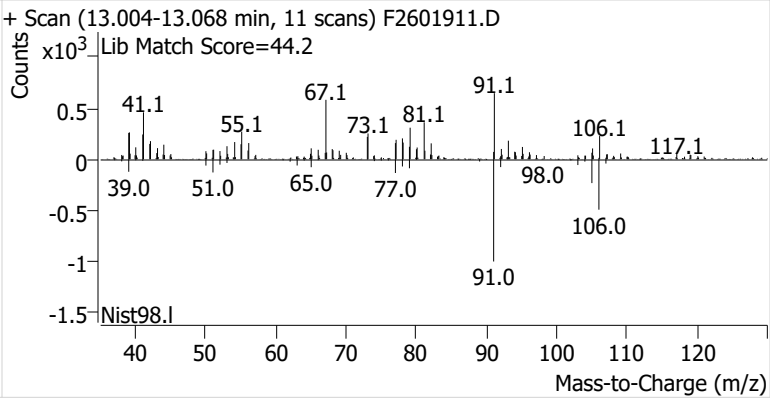

o-Xylene

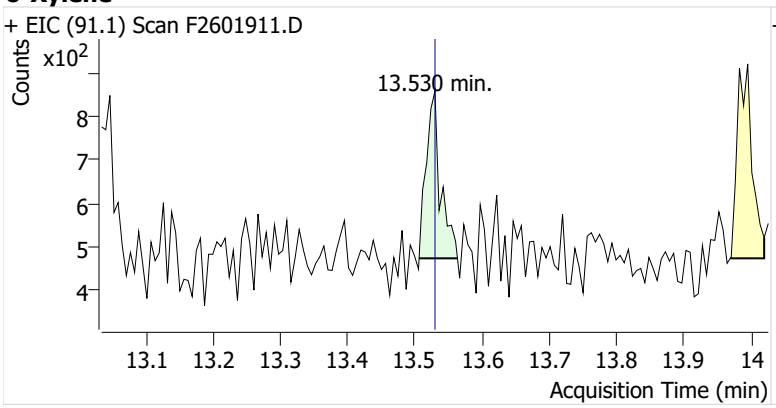
+ EIC (91.1) Scan F2601911.D
Counts
x10^2
13.530 min.
Acquisition Time (min)

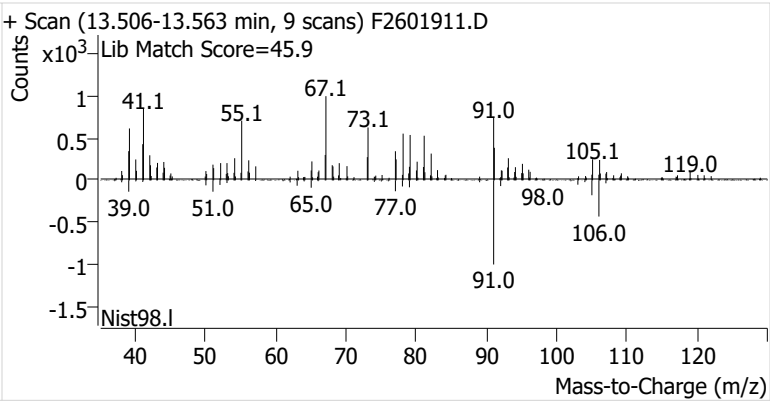
+ Scan (13.506-13.563 min, 9 scans) F2601911.D
Lib Match Score=45.9
Counts
x10^3
Nist98.l
Mass-to-Charge (m/z)

Name	IRVSEA-2-B-20260304
Comment	C71739
Data File	F2601912.D
Acq. Date-Time	3/19/2026 3:29:56 PM
Acq. Method File	M325B-MTD
Tube Sorbent	Carbopack X
Analyze Quant Version	12.1
Report Quant Version	12.1

Sample Chromatogram

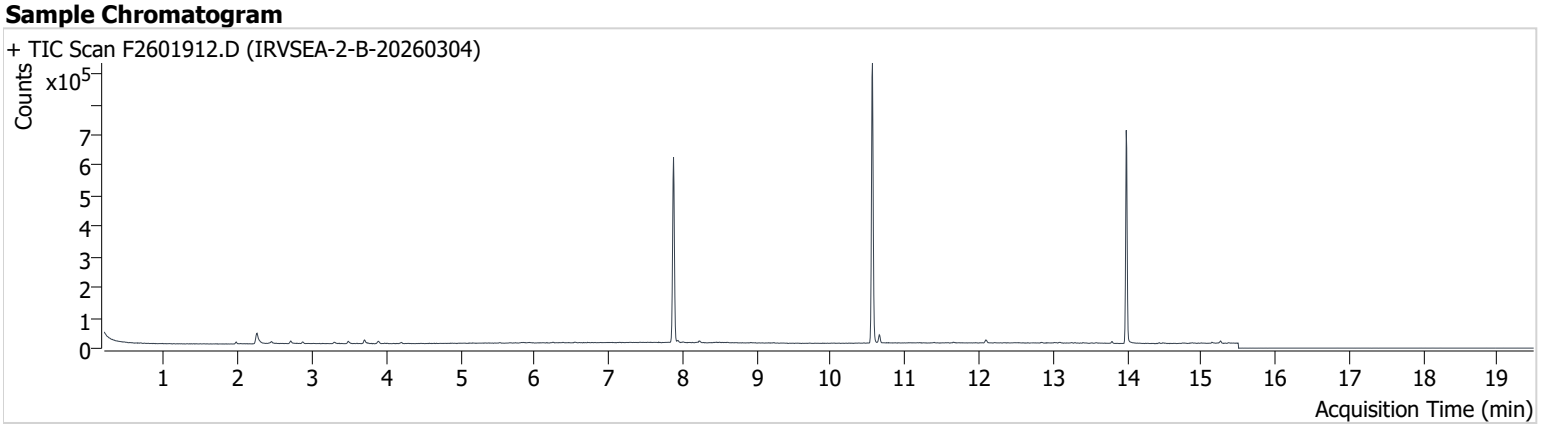

Name	ISTD	RT	ICAL RT	Resp.	Int. Flag
benzene-d6 (IS)		7.877	7.889	533,106	
Benzene	benzene-d6 (IS)	7.932	7.945	4,425	
Toluene-d8 (IS)		10.563	10.569	554,843	
Toluene	Toluene-d8 (IS)	10.655	10.667	18,039	
Ethylbenzene	Toluene-d8 (IS)	12.845	12.851	1,225	
m-/p-Xylenes	Toluene-d8 (IS)	13.022	13.028	1,670	
o-Xylene	Toluene-d8 (IS)	13.530	13.530	606	

benzene-d6 (IS)

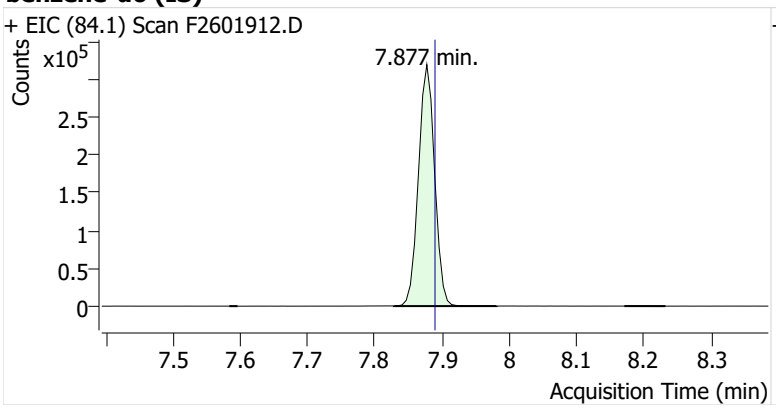

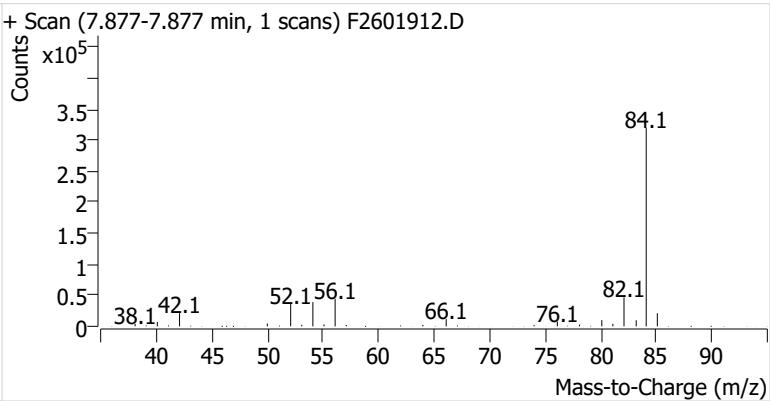

Benzene

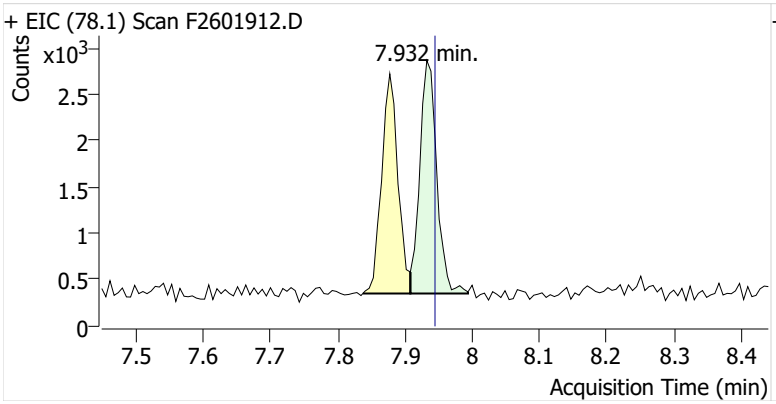

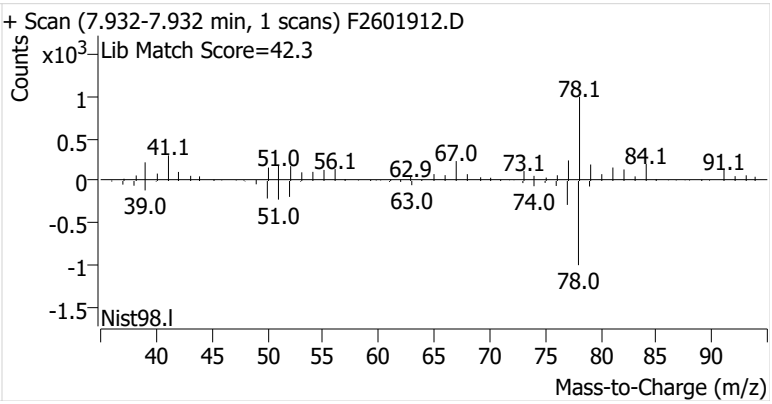

Toluene-d8 (IS)

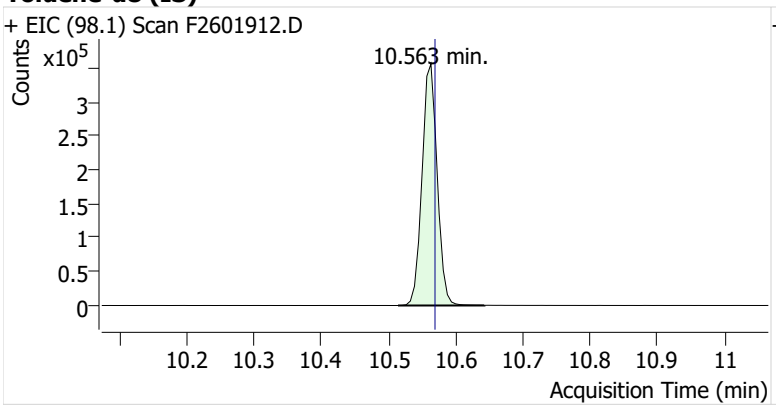

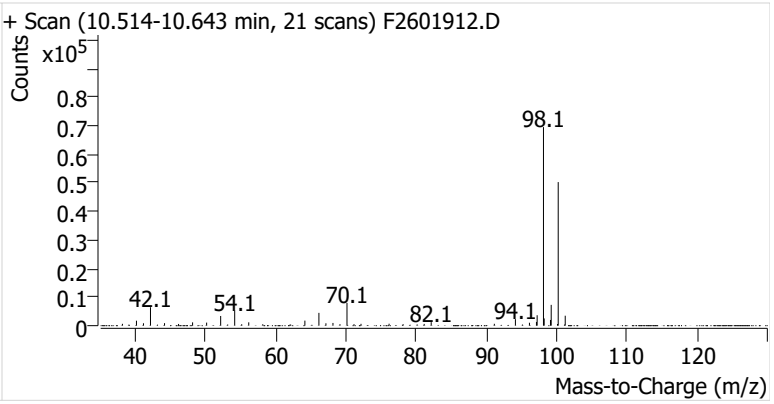

Toluene

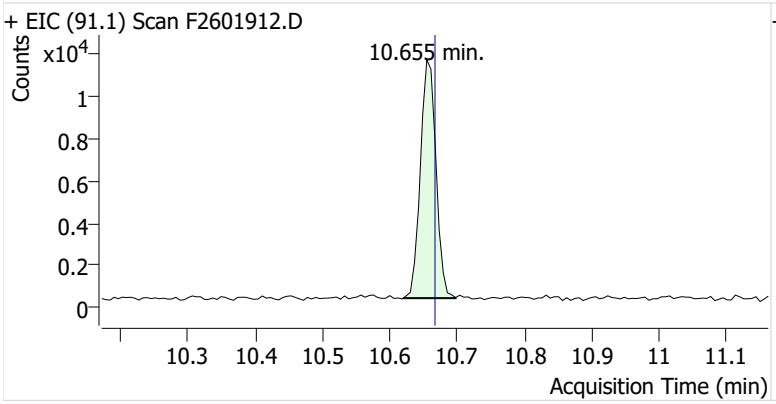

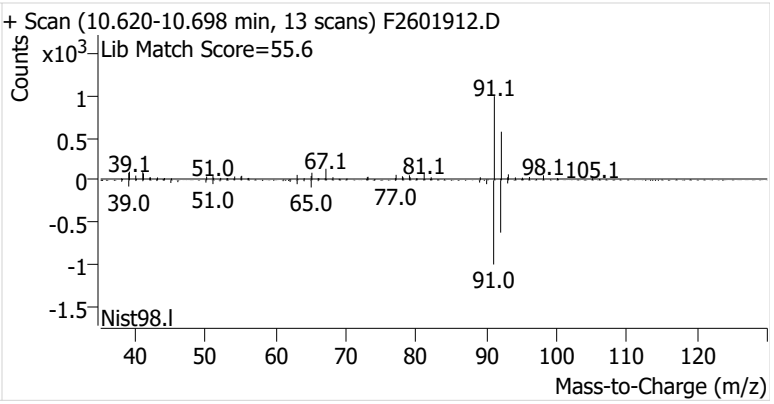

Ethylbenzene

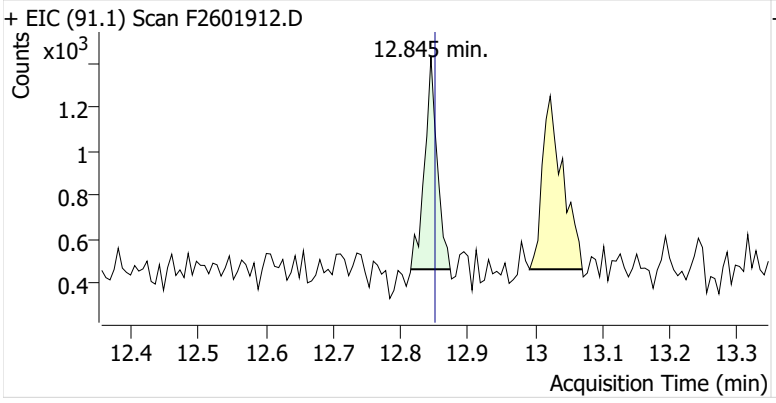

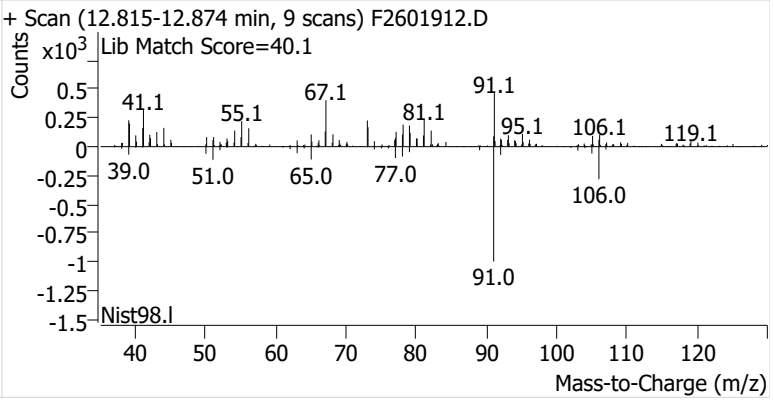

m-/p-Xylenes

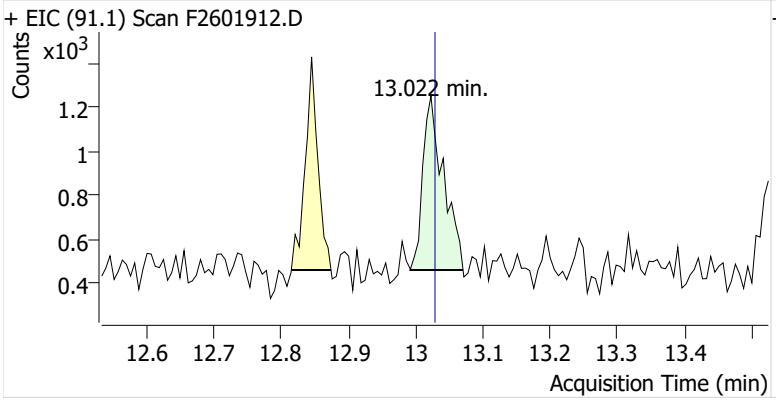

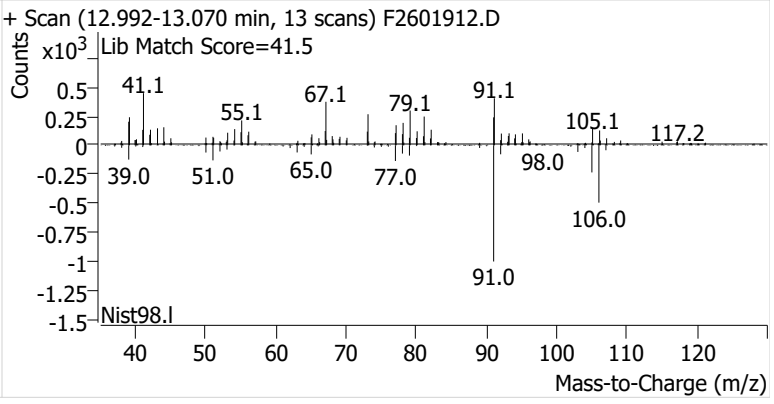

o-Xylene

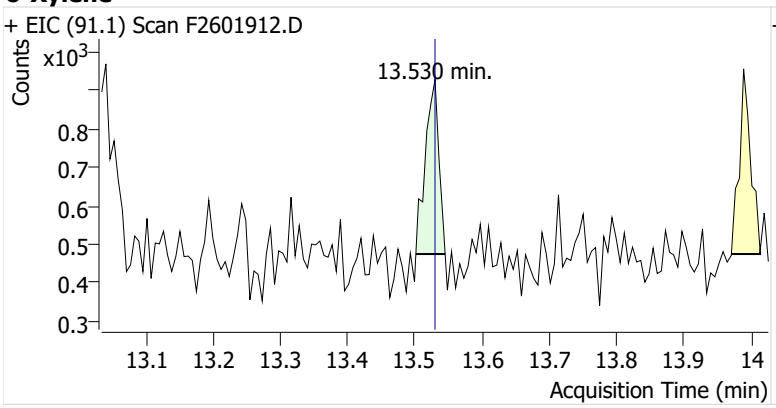
+ EIC (91.1) Scan F2601912.D
Counts
x10^3
13.530 min.
0.8
0.7
0.6
0.5
0.4
0.3
13.1
13.2
13.3
13.4
13.5
13.6
13.7
13.8
13.9
14
Acquisition Time (min)

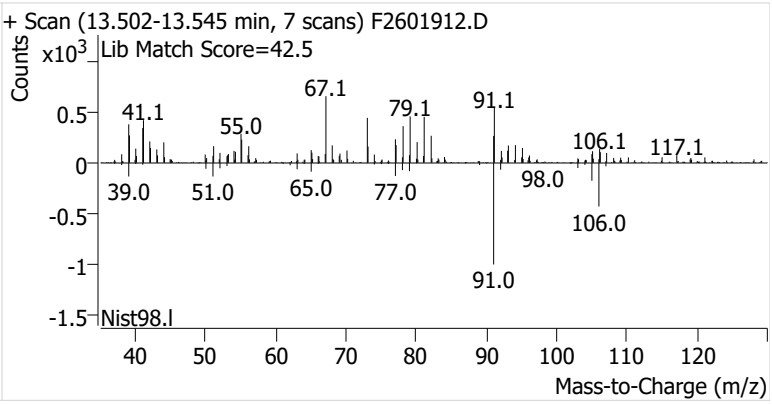
+ Scan (13.502-13.545 min, 7 scans) F2601912.D
Lib Match Score=42.5
Counts
x10^3
0.5
0
-0.5
-1
-1.5
41.1
55.0
67.1
79.1
91.1
106.1
117.1
39.0
51.0
65.0
77.0
98.0
106.0
91.0
Nist98.l
40
50
60
70
80
90
100
110
120
Mass-to-Charge (m/z)

Name	IRVSEA-1-S-20260304
Comment	C73618
Data File	F2601913.D
Acq. Date-Time	3/19/2026 3:55:18 PM
Acq. Method File	M325B-MTD
Tube Sorbent	Carbopack X
Analyze Quant Version	12.1
Report Quant Version	12.1

Sample Chromatogram

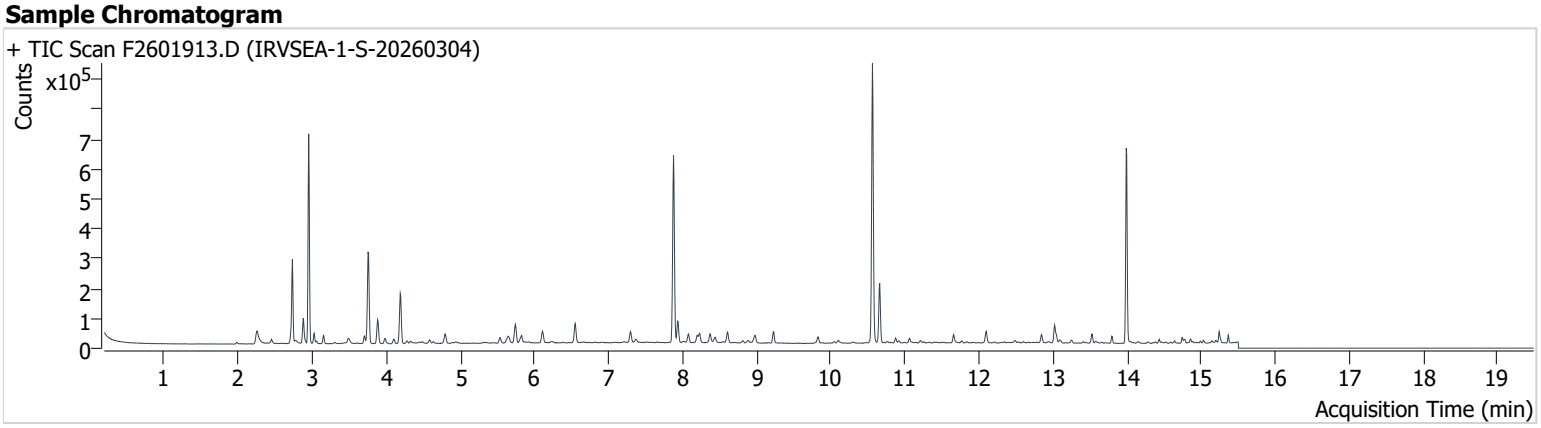

Name	ISTD	RT	ICAL RT	Resp.	Int. Flag
benzene-d6 (IS)		7.877	7.889	539,386	
Benzene	benzene-d6 (IS)	7.938	7.945	60,092	
Toluene-d8 (IS)		10.563	10.569	557,207	
Toluene	Toluene-d8 (IS)	10.661	10.667	126,128	
Ethylbenzene	Toluene-d8 (IS)	12.845	12.851	16,605	
m-/p-Xylenes	Toluene-d8 (IS)	13.022	13.028	44,468	
o-Xylene	Toluene-d8 (IS)	13.524	13.530	17,358	

benzene-d6 (IS)

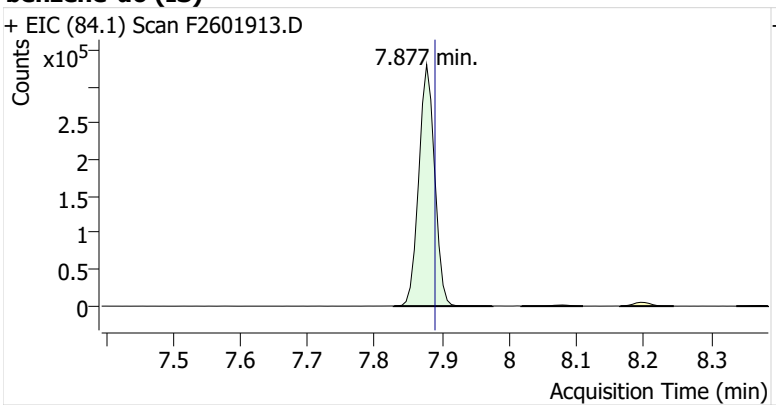

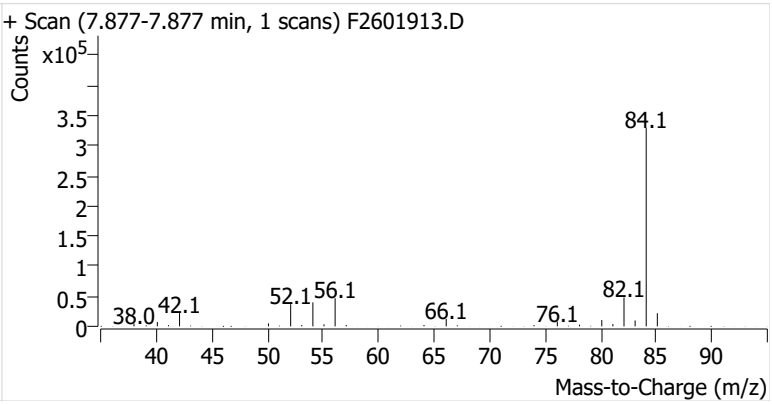

Benzene

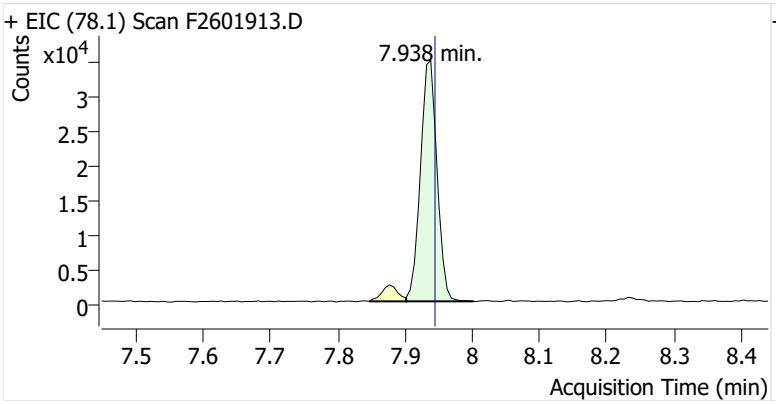

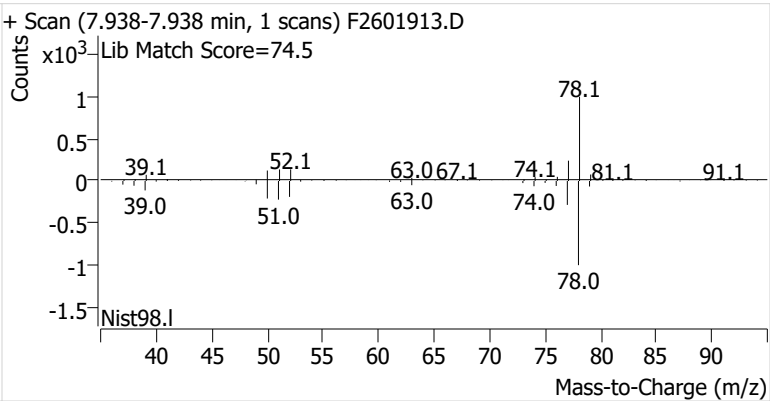

Toluene-d8 (IS)

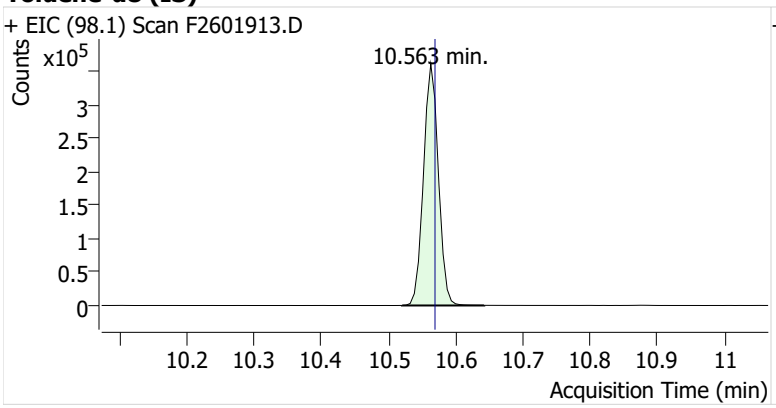

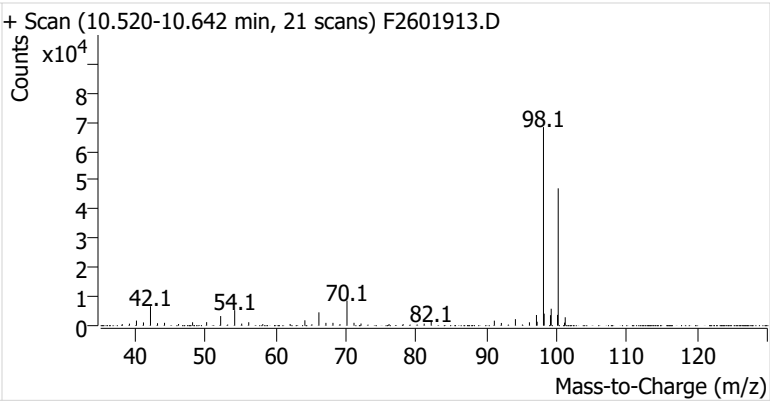

Toluene

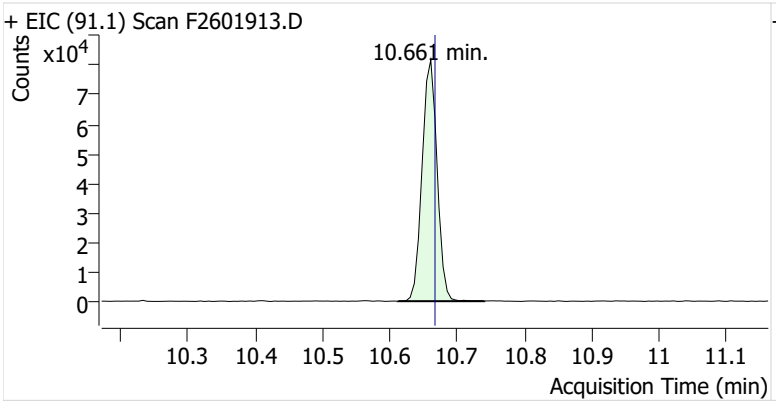

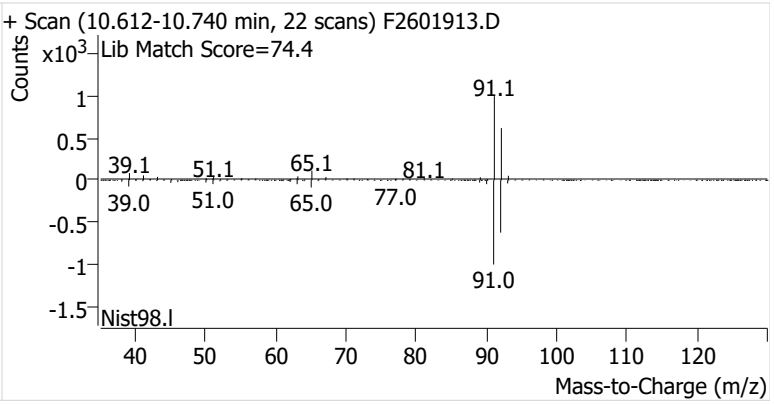

Ethylbenzene

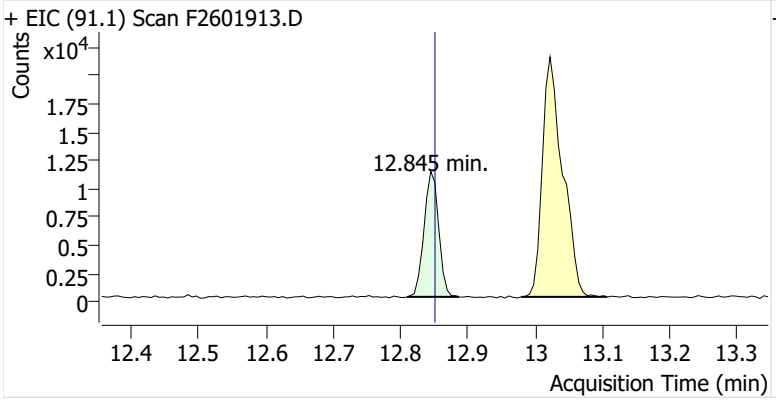

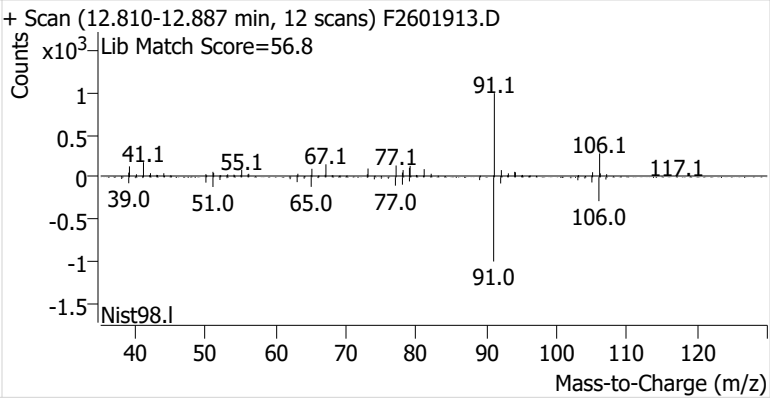

m-/p-Xylenes

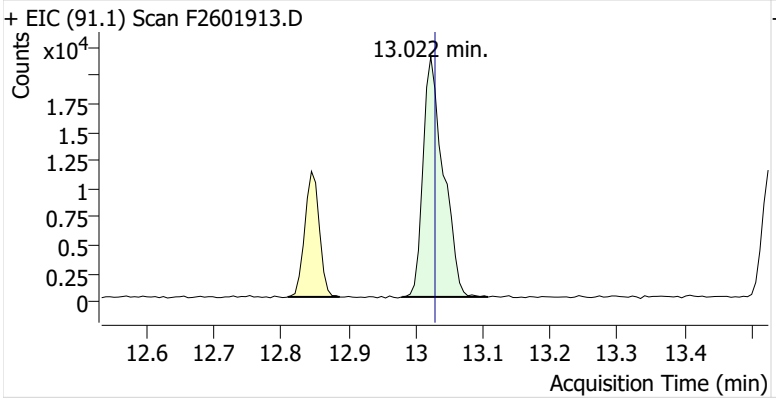

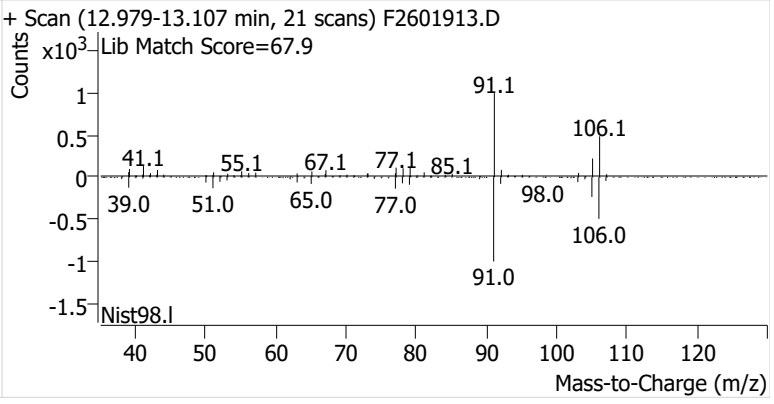

o-Xylene

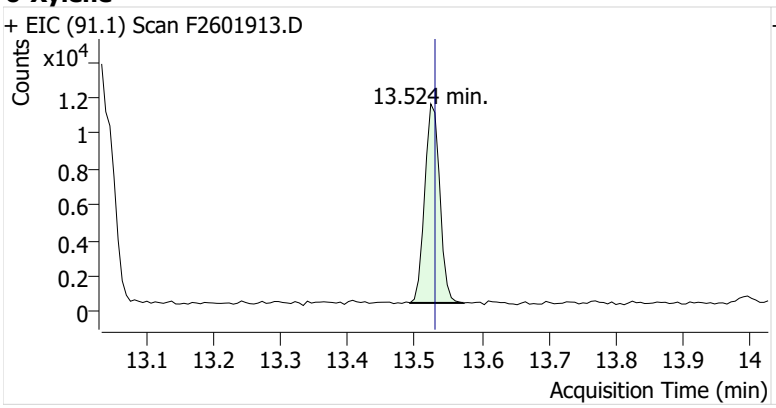
+ EIC (91.1) Scan F2601913.D
Counts
x10^4
1.2
1
0.8
0.6
0.4
0.2
0
13.524 min.
13.1 13.2 13.3 13.4 13.5 13.6 13.7 13.8 13.9 14
Acquisition Time (min)

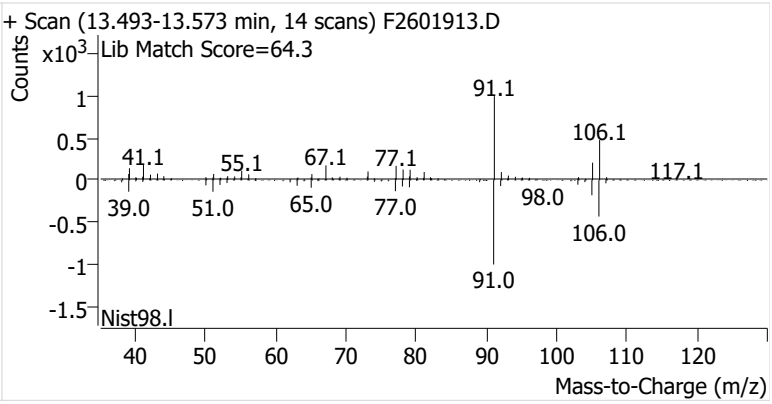
+ Scan (13.493-13.573 min, 14 scans) F2601913.D
Lib Match Score=64.3
Counts
x10^3
1
0.5
0
-0.5
-1
-1.5
91.1
106.1
41.1
55.1
67.1
77.1
117.1
98.0
39.0
51.0
65.0
77.0
106.0
91.0
Nist98.l
40 50 60 70 80 90 100 110 120
Mass-to-Charge (m/z)

Name	IRVSEA-2-S-20260304
Comment	B16011
Data File	F2601914.D
Acq. Date-Time	3/19/2026 4:20:38 PM
Acq. Method File	M325B-MTD
Tube Sorbent	Carbopack X
Analyze Quant Version	12.1
Report Quant Version	12.1

Sample Chromatogram

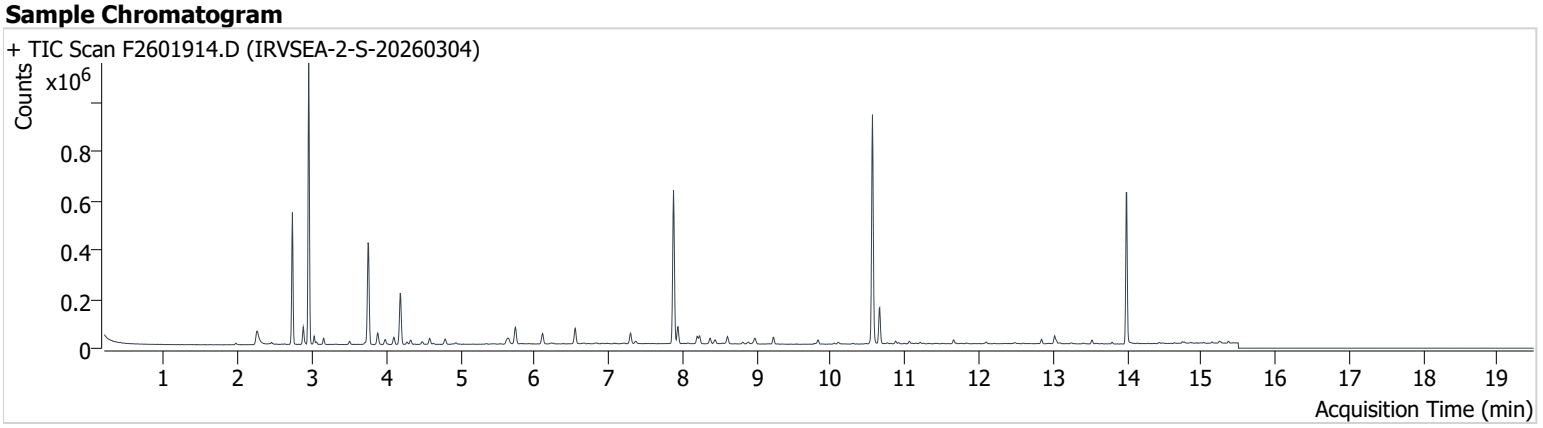

Name	ISTD	RT	ICAL RT	Resp.	Int. Flag
benzene-d6 (IS)		7.877	7.889	533,717	
Benzene	benzene-d6 (IS)	7.938	7.945	58,434	
Toluene-d8 (IS)		10.563	10.569	552,142	
Toluene	Toluene-d8 (IS)	10.661	10.667	94,875	
Ethylbenzene	Toluene-d8 (IS)	12.845	12.851	12,066	
m-/p-Xylenes	Toluene-d8 (IS)	13.022	13.028	22,986	
o-Xylene	Toluene-d8 (IS)	13.530	13.530	9,113	

benzene-d6 (IS)

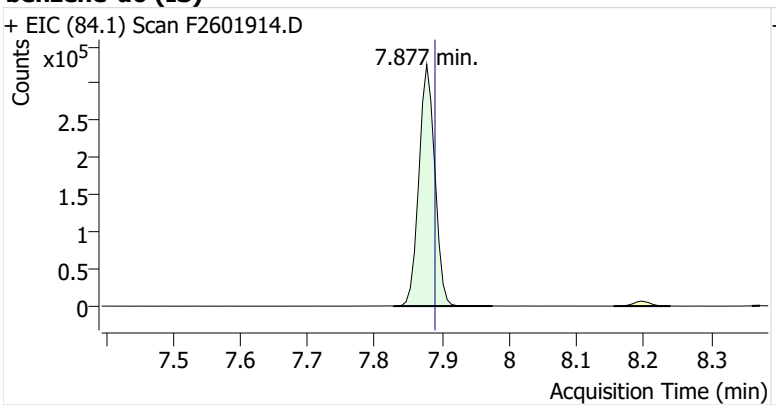

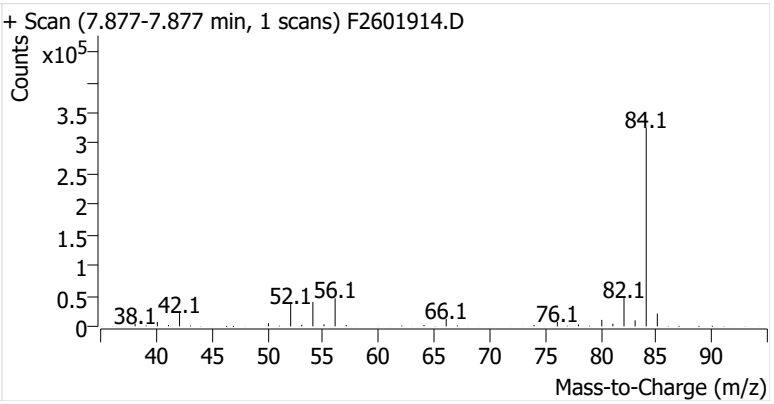

Benzene

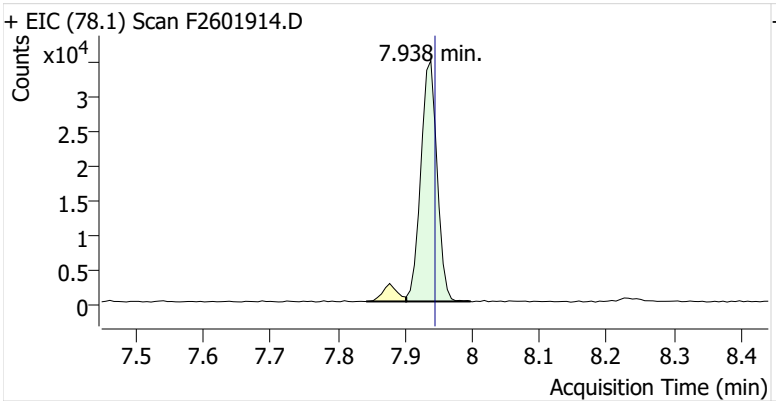

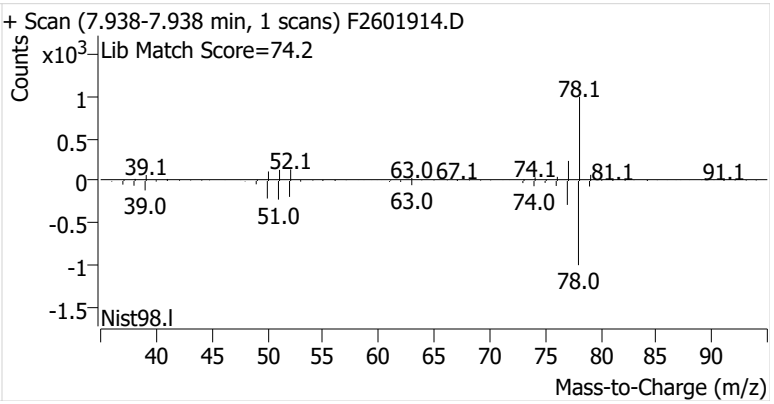

Toluene-d8 (IS)

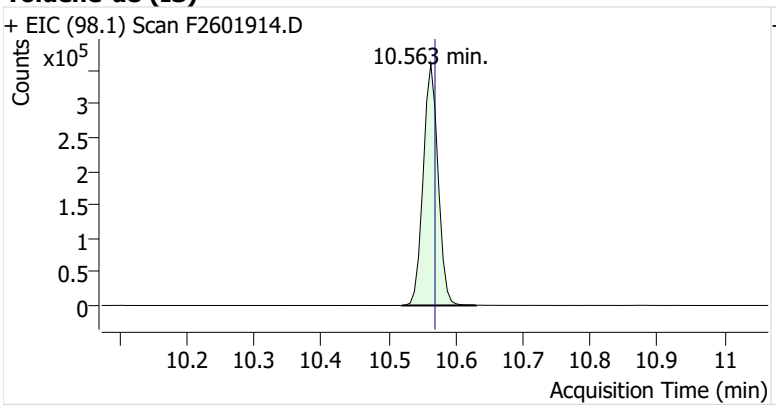

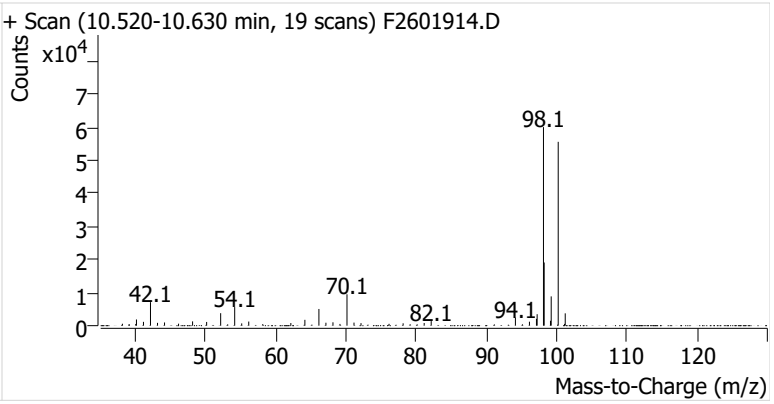

Toluene

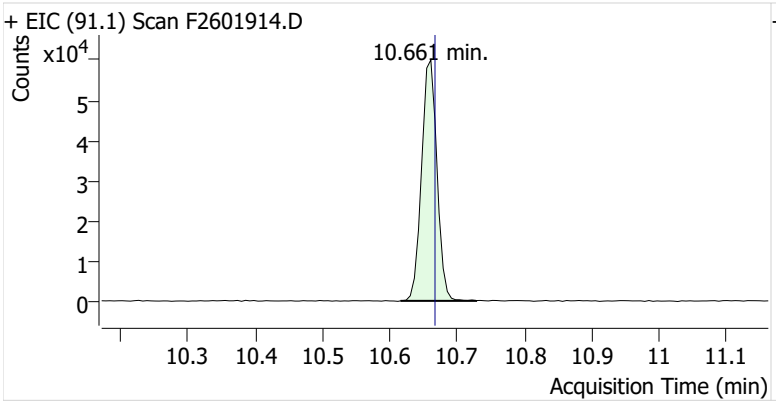

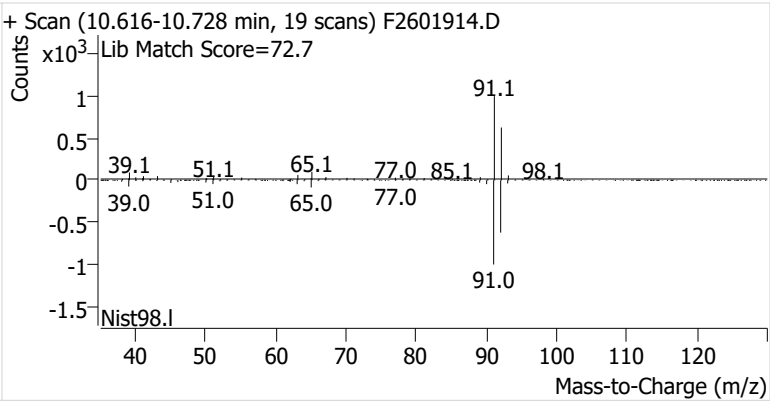

Ethylbenzene

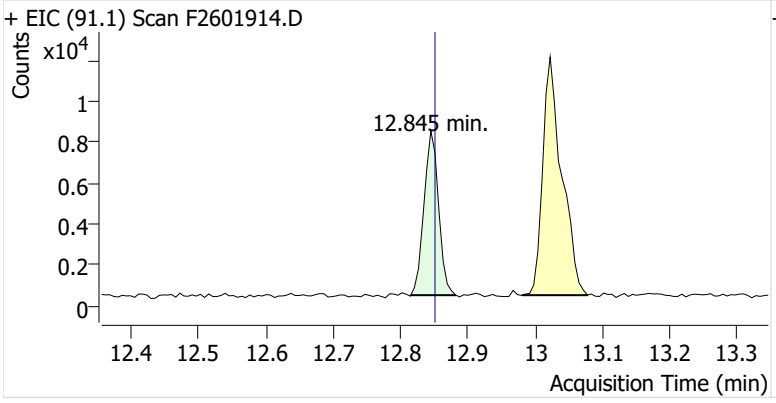

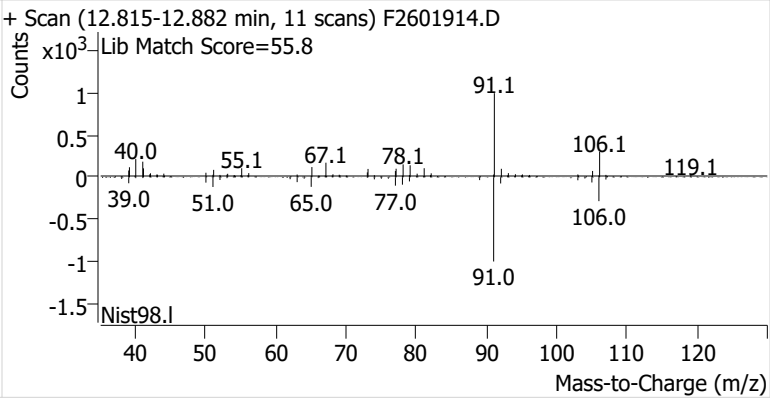

m-/p-Xylenes

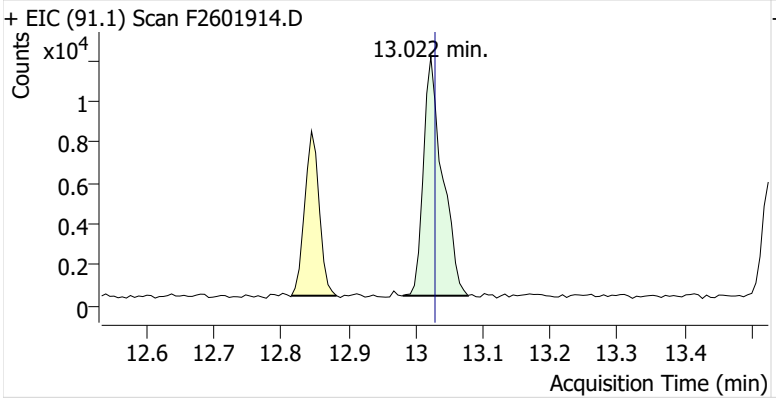

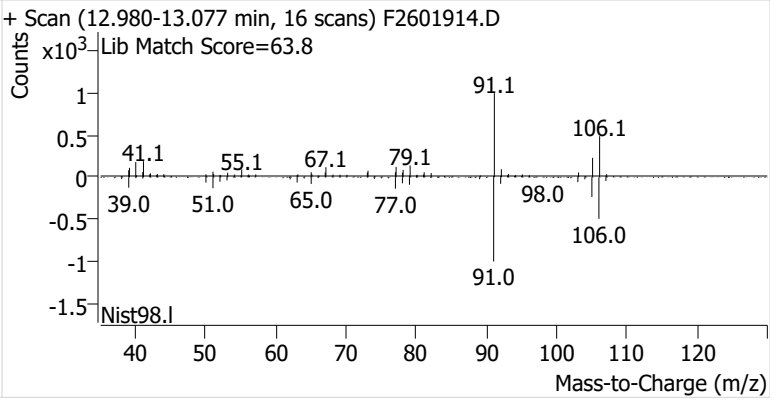

o-Xylene

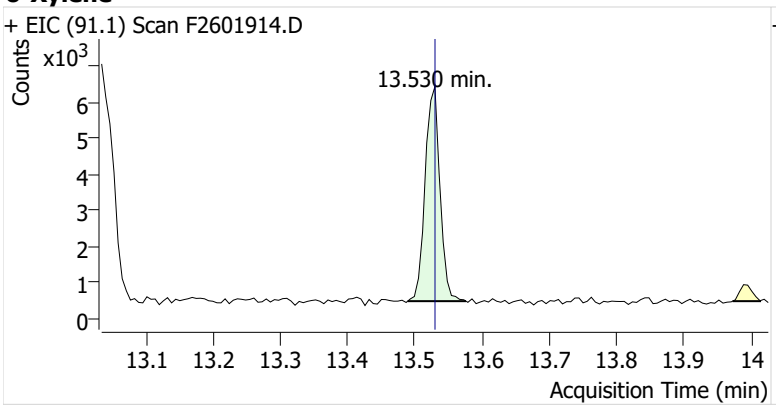
+ EIC (91.1) Scan F2601914.D
Counts
x10^3
13.530 min.
Acquisition Time (min)

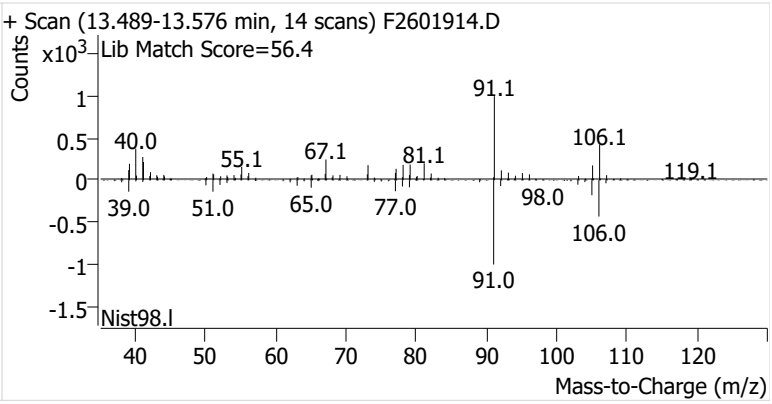
+ Scan (13.489-13.576 min, 14 scans) F2601914.D
Lib Match Score=56.4
Counts
x10^3
91.1
40.0
55.1
67.1
81.1
106.1
119.1
39.0
51.0
65.0
77.0
98.0
106.0
91.0
Nist98.l
Mass-to-Charge (m/z)

Name	IRVSEA-2-D-20260304
Comment	C73601
Data File	F2601915.D
Acq. Date-Time	3/19/2026 4:46:01 PM
Acq. Method File	M325B-MTD
Tube Sorbent	Carbopack X
Analyze Quant Version	12.1
Report Quant Version	12.1

Sample Chromatogram

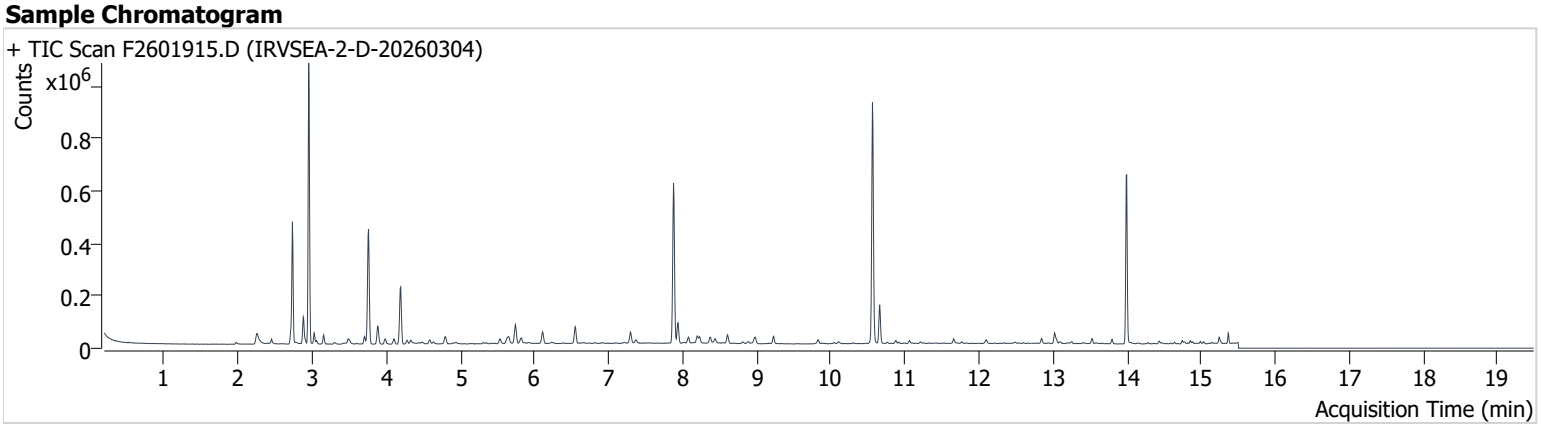

Name	ISTD	RT	ICAL RT	Resp.	Int. Flag
benzene-d6 (IS)		7.877	7.889	532,001	
Benzene	benzene-d6 (IS)	7.938	7.945	65,089	
Toluene-d8 (IS)		10.563	10.569	548,401	
Toluene	Toluene-d8 (IS)	10.661	10.667	90,863	
Ethylbenzene	Toluene-d8 (IS)	12.845	12.851	10,355	
m-/p-Xylenes	Toluene-d8 (IS)	13.022	13.028	29,190	
o-Xylene	Toluene-d8 (IS)	13.530	13.530	11,264	

benzene-d6 (IS)

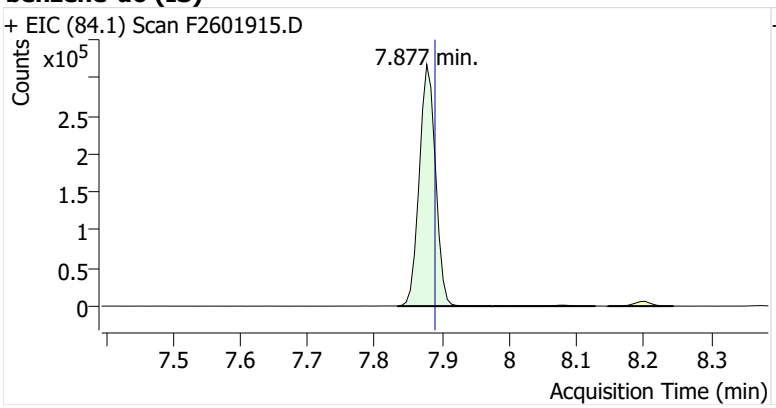

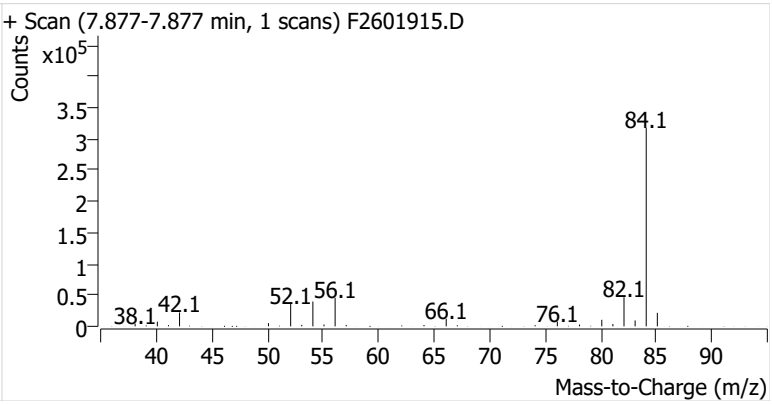

Benzene

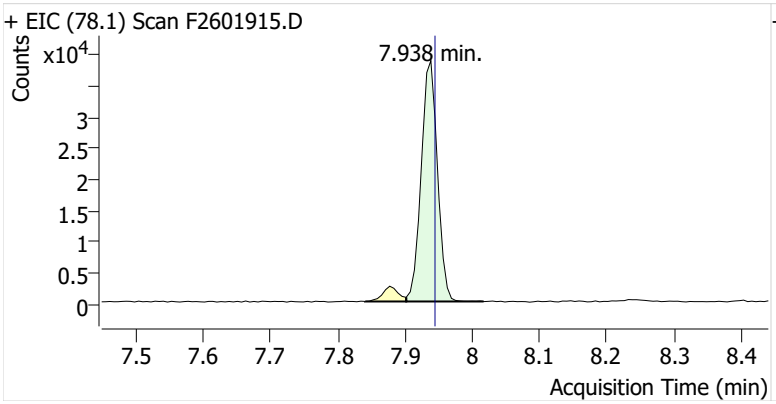

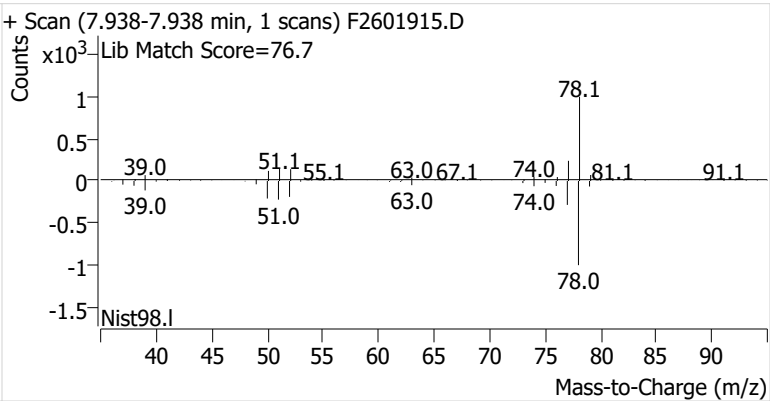

Toluene-d8 (IS)

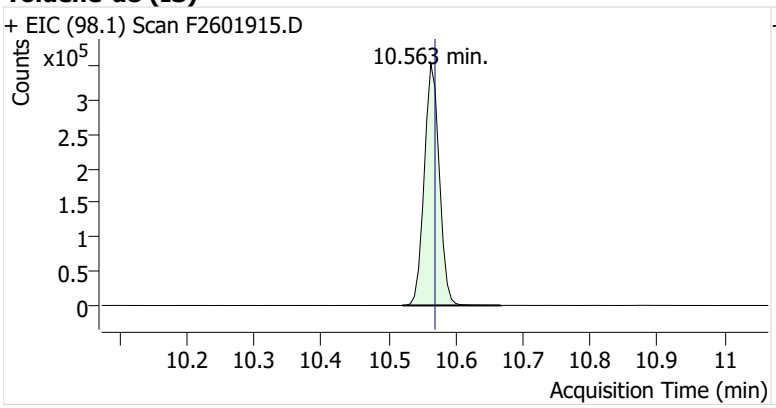

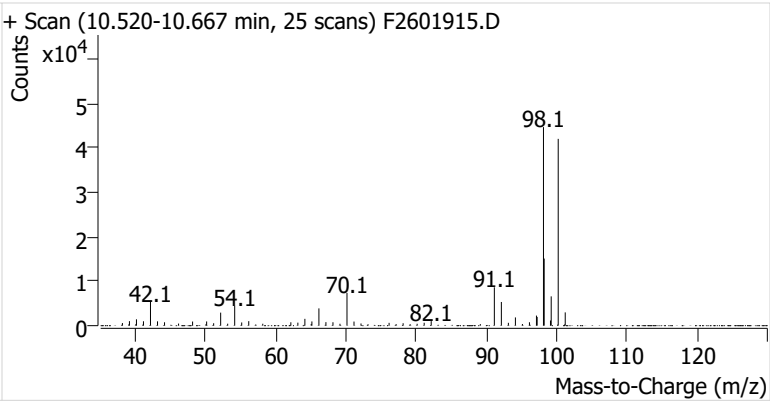

Toluene

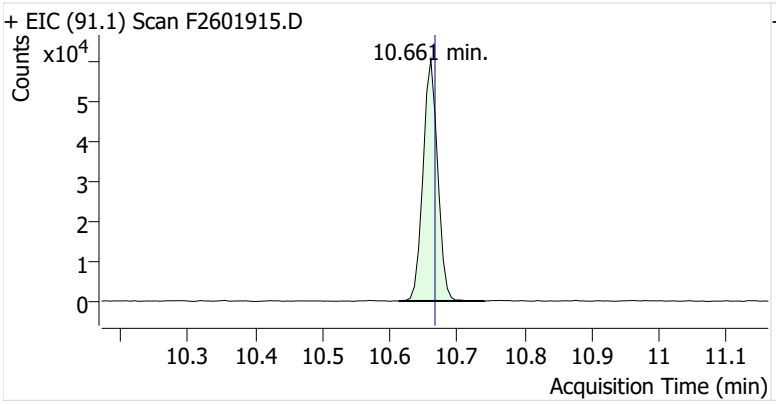

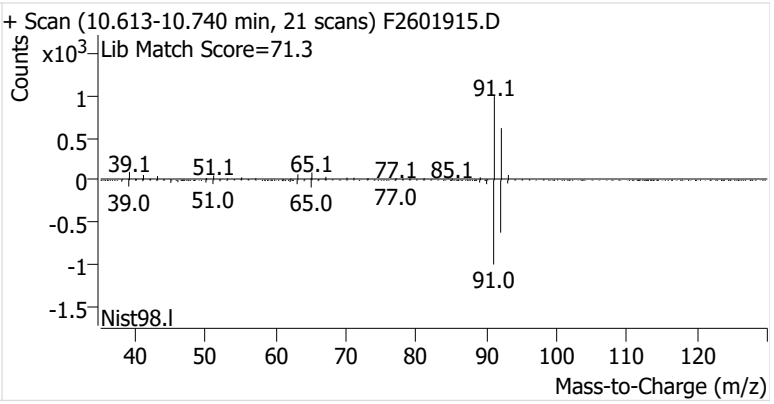

Ethylbenzene

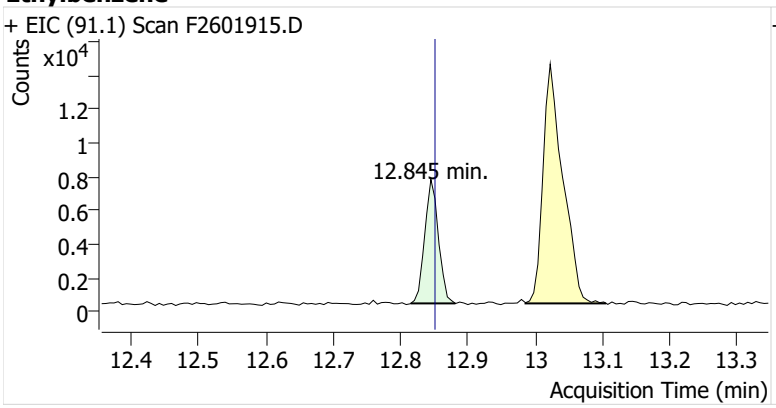

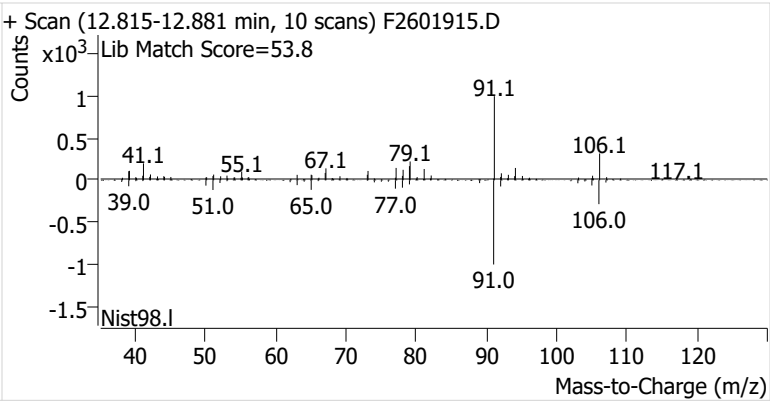

m-/p-Xylenes

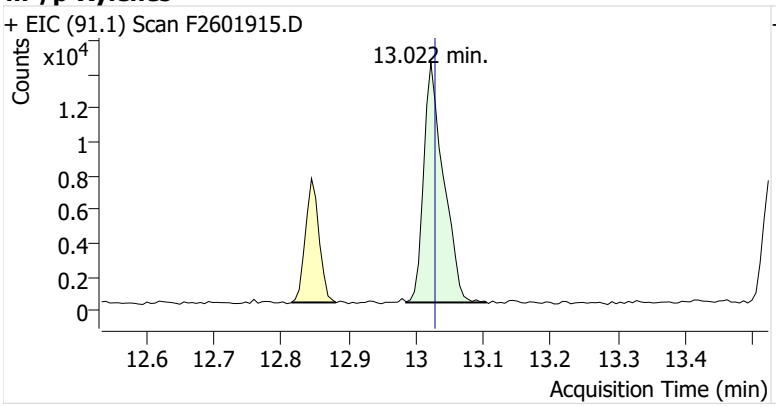

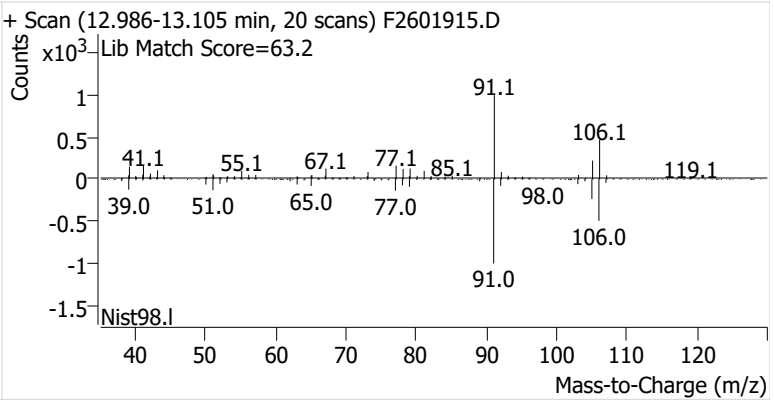

o-Xylene

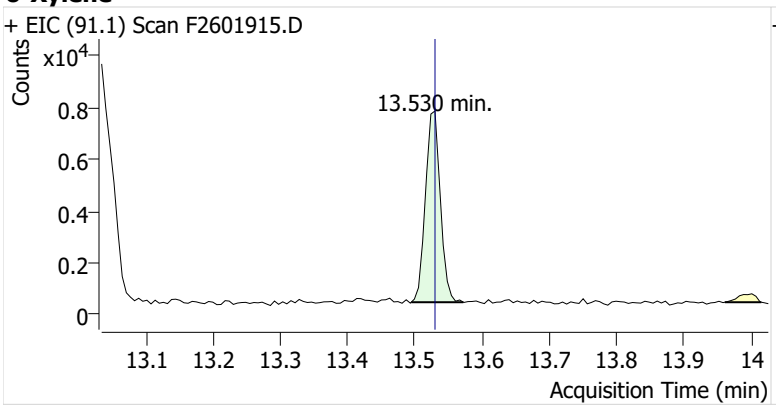
+ EIC (91.1) Scan F2601915.D
Counts
x10^4
0.8
0.6
0.4
0.2
0
13.530 min.
13.1 13.2 13.3 13.4 13.5 13.6 13.7 13.8 13.9 14
Acquisition Time (min)

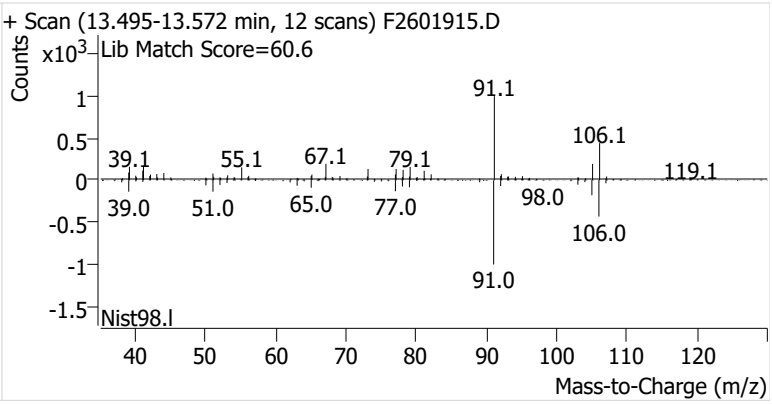
+ Scan (13.495-13.572 min, 12 scans) F2601915.D
Lib Match Score=60.6
Counts
x10^3
1
0.5
0
-0.5
-1
-1.5
91.1
106.1
39.1
55.1
67.1
79.1
119.1
98.0
39.0
51.0
65.0
77.0
106.0
91.0
Nist98.l
40 50 60 70 80 90 100 110 120
Mass-to-Charge (m/z)

Name	IRVSEA-3-S-20260304
Comment	C33473
Data File	F2601916.D
Acq. Date-Time	3/19/2026 5:11:25 PM
Acq. Method File	M325B-MTD
Tube Sorbent	Carbopack X
Analyze Quant Version	12.1
Report Quant Version	12.1

Sample Chromatogram

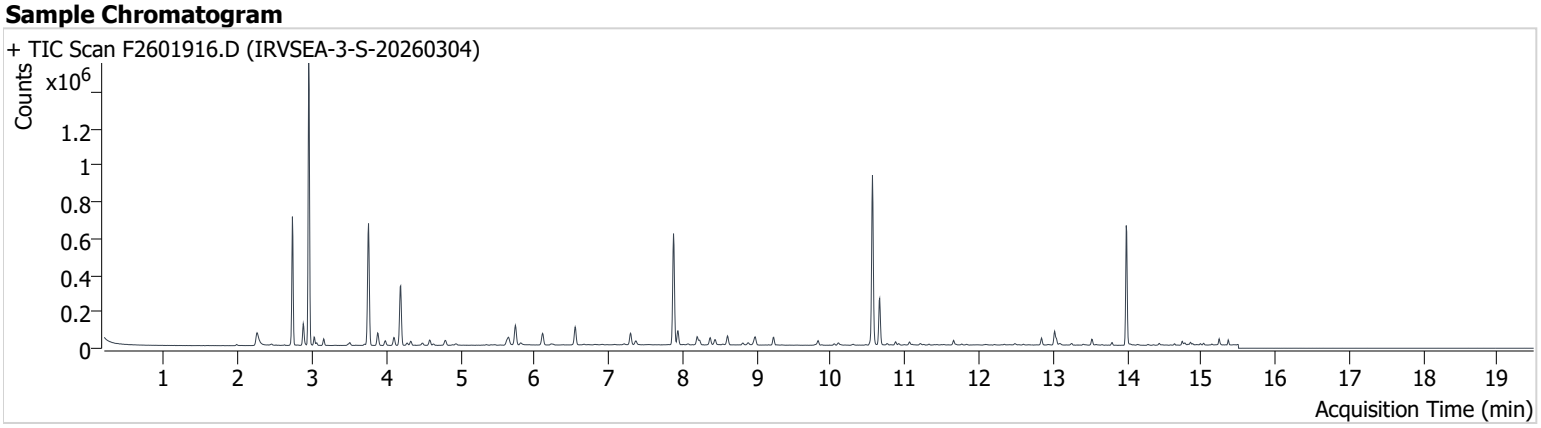

Name	ISTD	RT	ICAL RT	Resp.	Int. Flag
benzene-d6 (IS)		7.877	7.889	532,259	
Benzene	benzene-d6 (IS)	7.932	7.945	65,274	
Toluene-d8 (IS)		10.563	10.569	553,562	
Toluene	Toluene-d8 (IS)	10.661	10.667	161,174	
Ethylbenzene	Toluene-d8 (IS)	12.845	12.851	24,949	
m-/p-Xylenes	Toluene-d8 (IS)	13.022	13.028	56,809	
o-Xylene	Toluene-d8 (IS)	13.524	13.530	18,625	

benzene-d6 (IS)

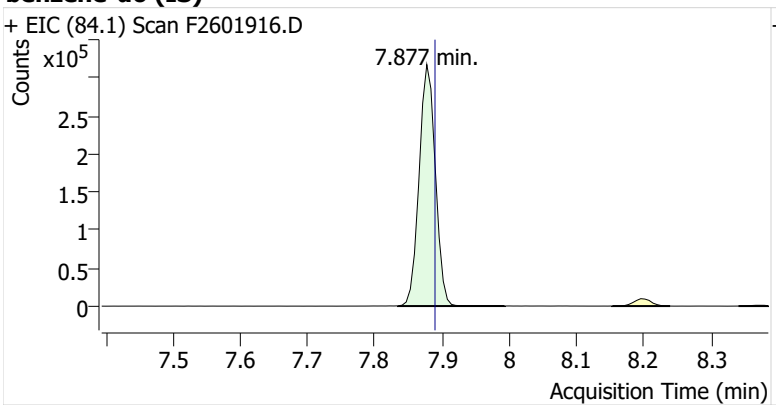

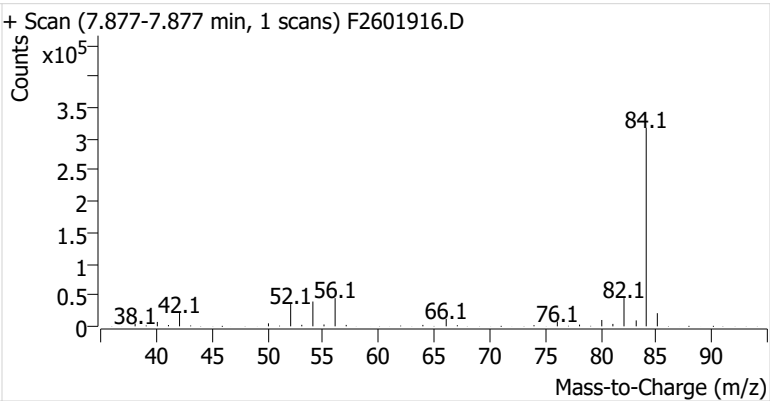

Benzene

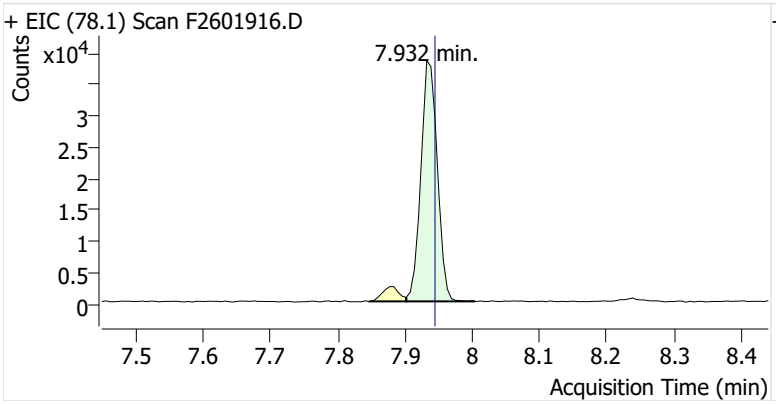

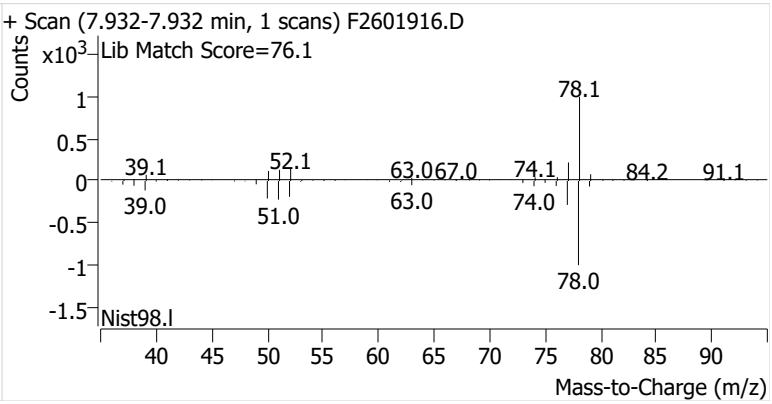

Toluene-d8 (IS)

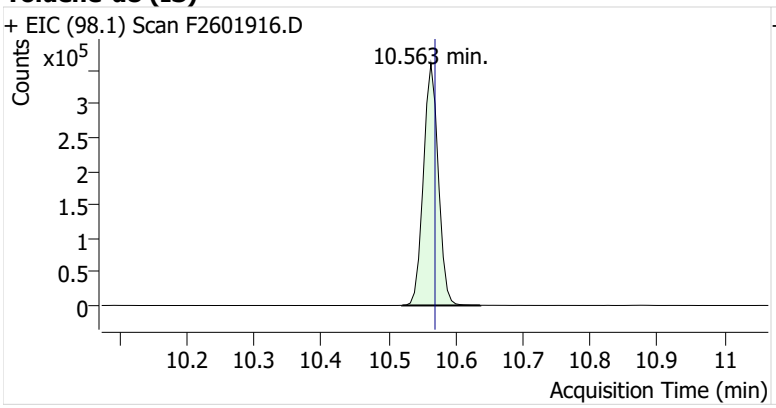

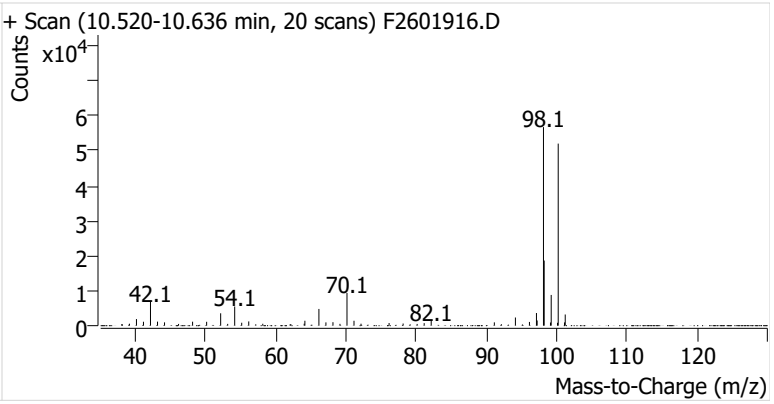

Toluene

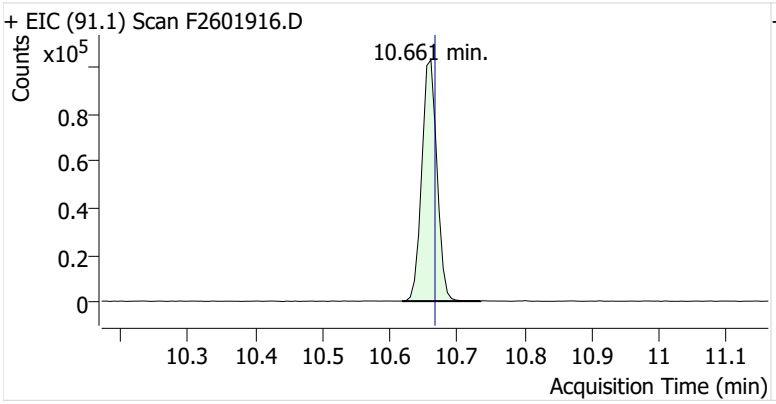

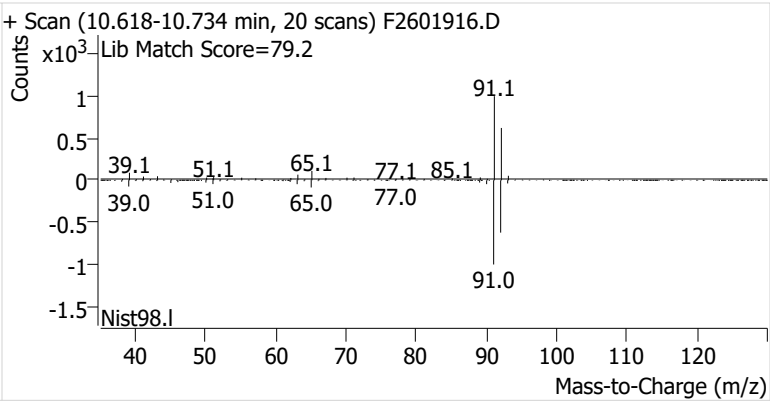

Ethylbenzene

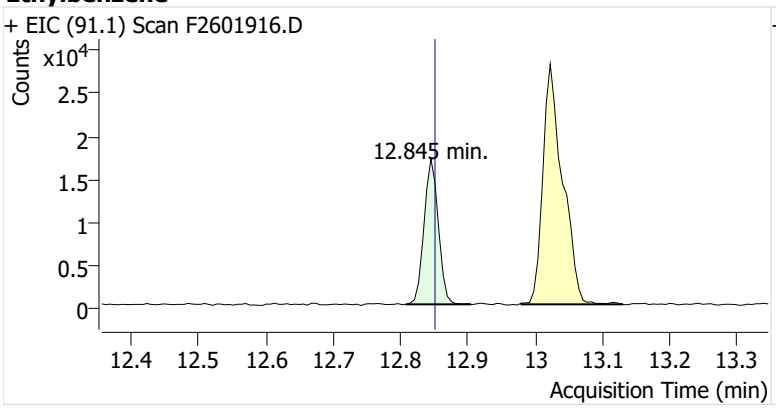

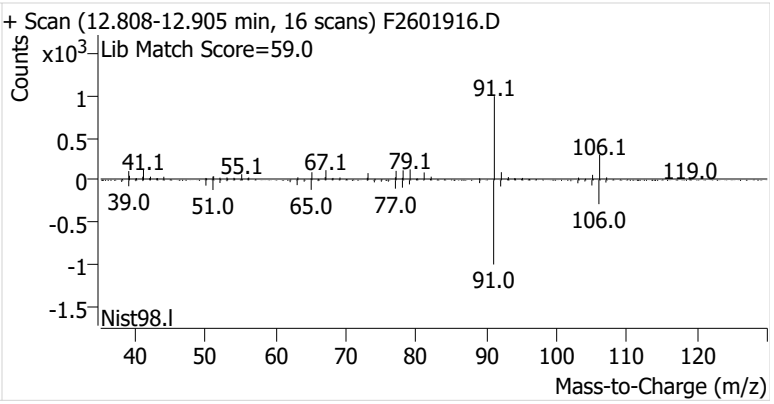

m-/p-Xylenes

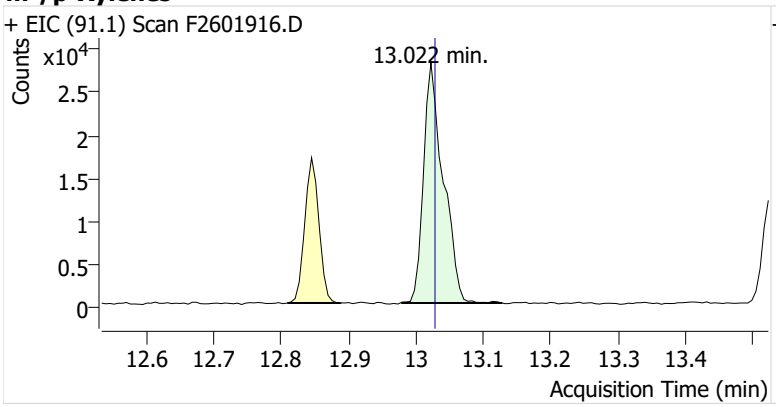

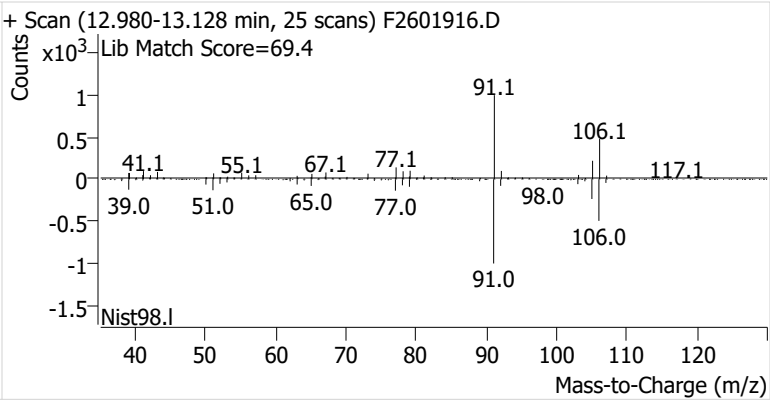

o-Xylene

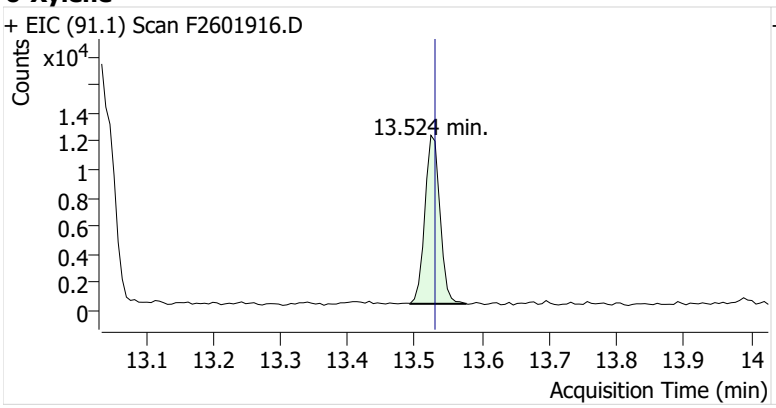
+ EIC (91.1) Scan F2601916.D
Counts
x10^4
1.4
1.2
1
0.8
0.6
0.4
0.2
0
13.524 min.
13.1 13.2 13.3 13.4 13.5 13.6 13.7 13.8 13.9 14
Acquisition Time (min)

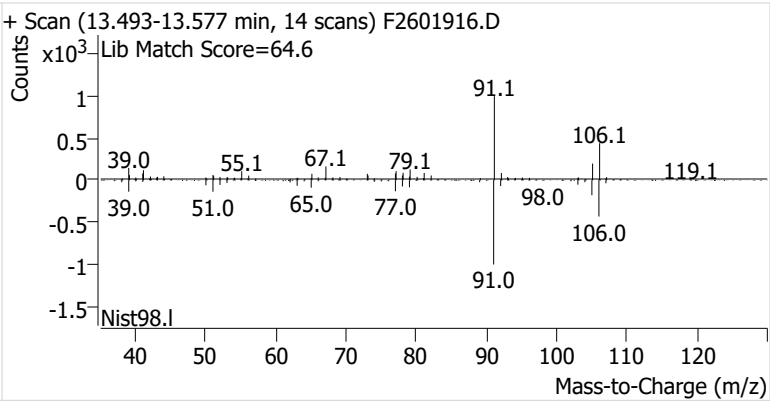
+ Scan (13.493-13.577 min, 14 scans) F2601916.D
Counts
x10^3
Lib Match Score=64.6
1
0.5
0
-0.5
-1
-1.5
91.1
106.1
39.0
55.1
67.1
79.1
119.1
98.0
39.0
51.0
65.0
77.0
106.0
91.0
Nist98.l
40 50 60 70 80 90 100 110 120
Mass-to-Charge (m/z)

Name	IRVSEA-4-S-20260304
Comment	C59952
Data File	F2601917.D
Acq. Date-Time	3/19/2026 5:36:47 PM
Acq. Method File	M325B-MTD
Tube Sorbent	Carbopack X
Analyze Quant Version	12.1
Report Quant Version	12.1

Sample Chromatogram

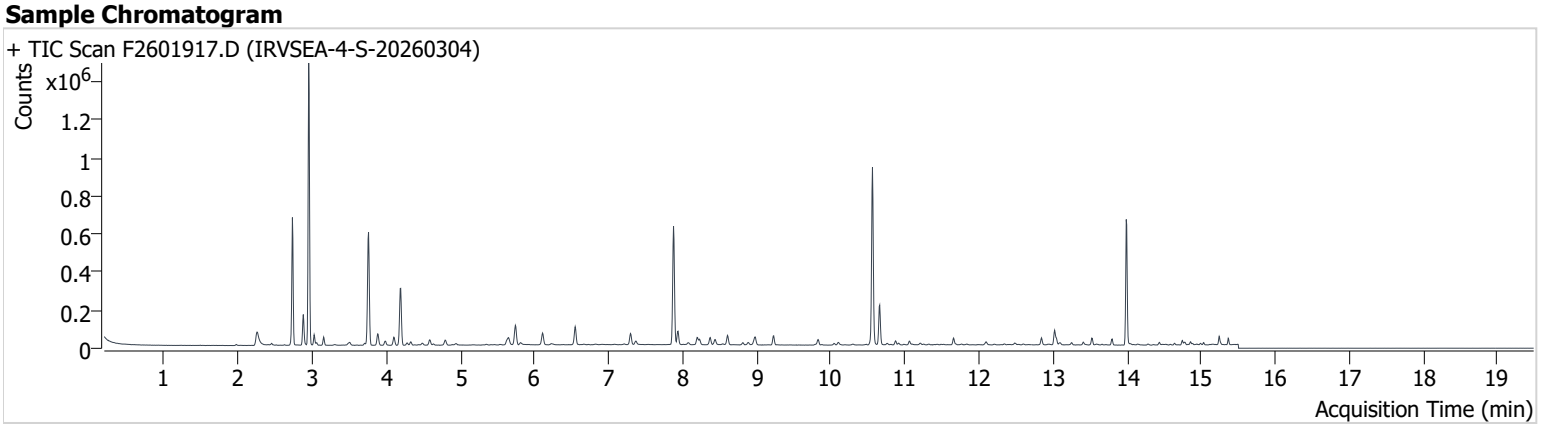

Name	ISTD	RT	ICAL RT	Resp.	Int. Flag
benzene-d6 (IS)		7.877	7.889	537,887	
Benzene	benzene-d6 (IS)	7.938	7.945	59,048	
Toluene-d8 (IS)		10.563	10.569	553,777	
Toluene	Toluene-d8 (IS)	10.661	10.667	130,365	
Ethylbenzene	Toluene-d8 (IS)	12.845	12.851	24,180	
m-/p-Xylenes	Toluene-d8 (IS)	13.022	13.028	57,884	
o-Xylene	Toluene-d8 (IS)	13.524	13.530	20,443	

benzene-d6 (IS)

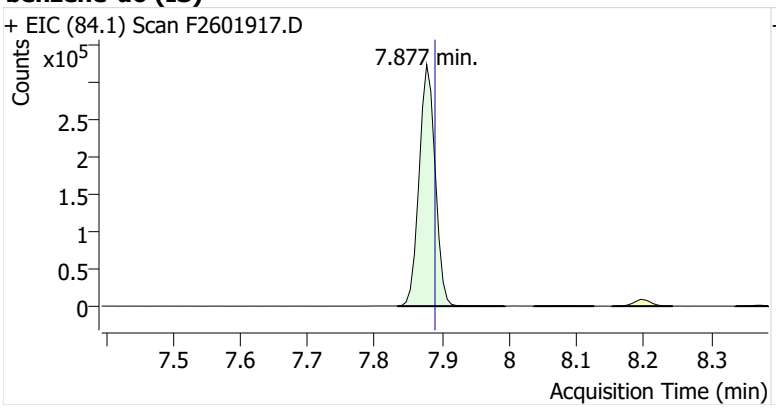

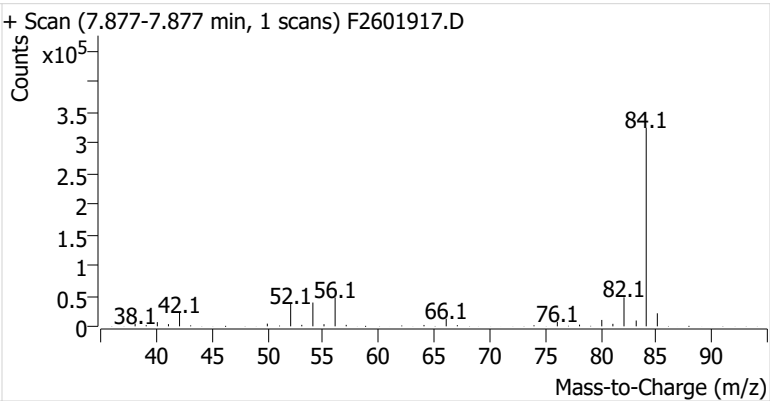

Benzene

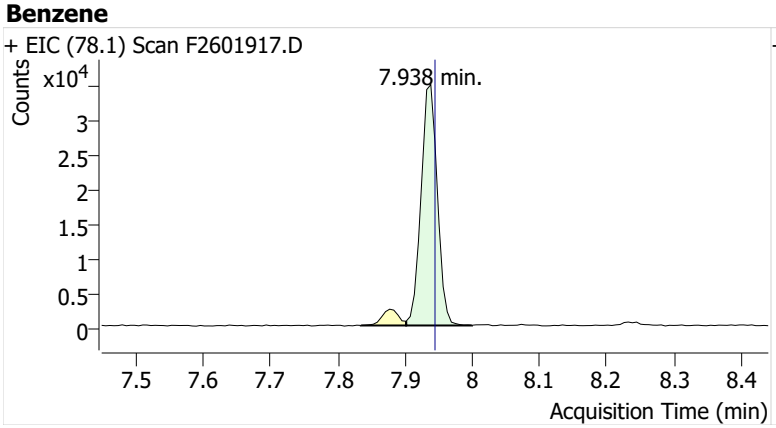

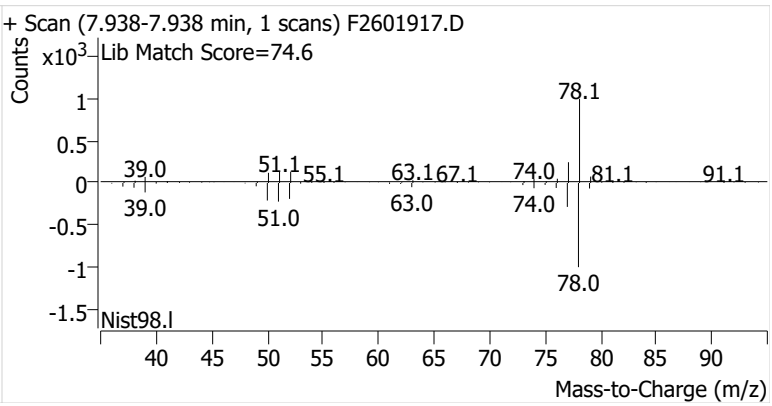

Toluene-d8 (IS)

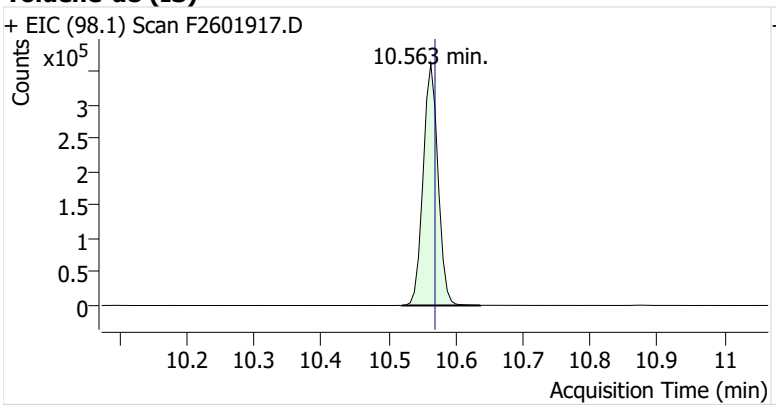

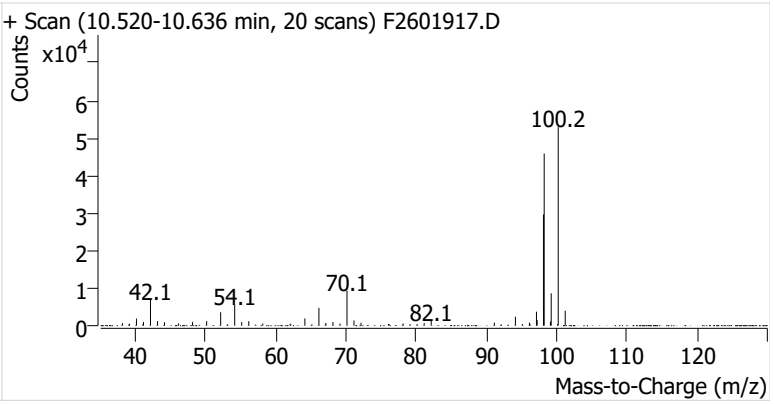

Toluene

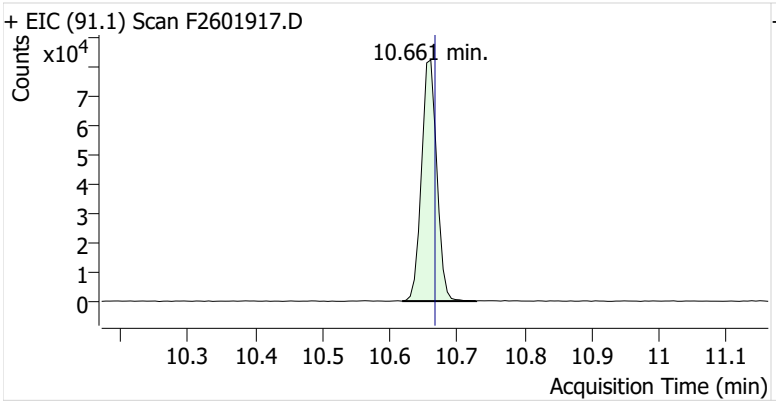

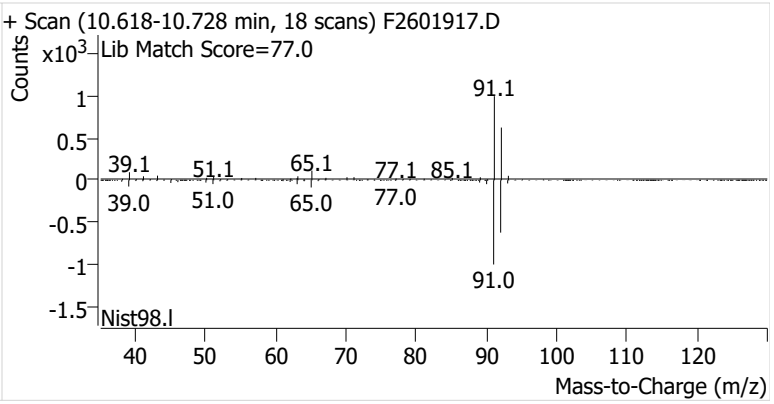

Ethylbenzene

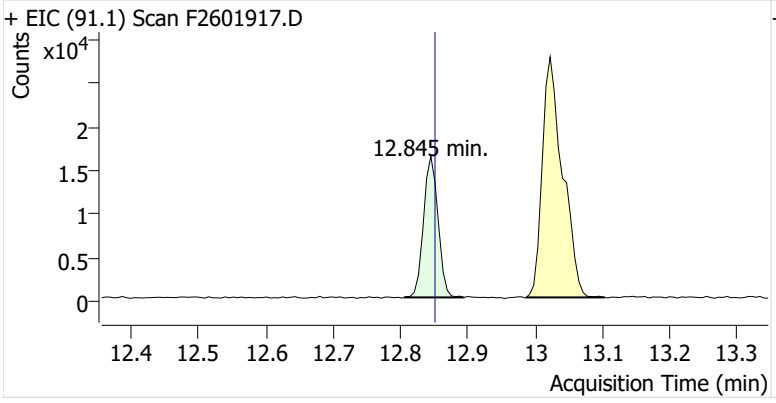

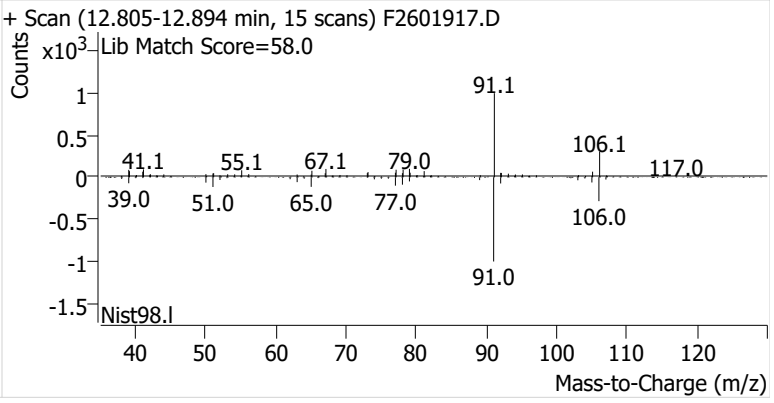

m-/p-Xylenes

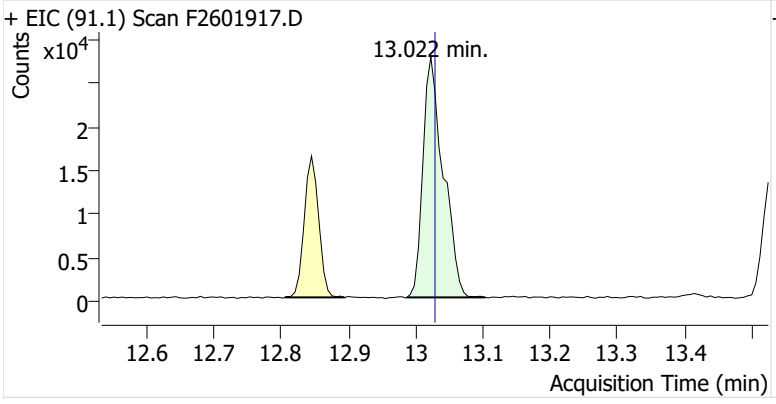

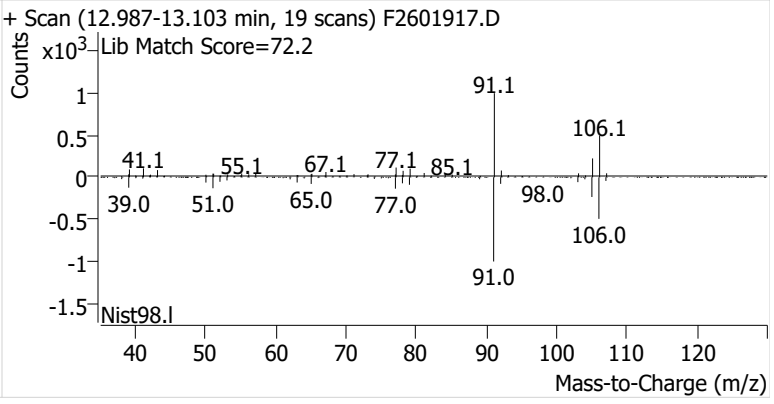

o-Xylene

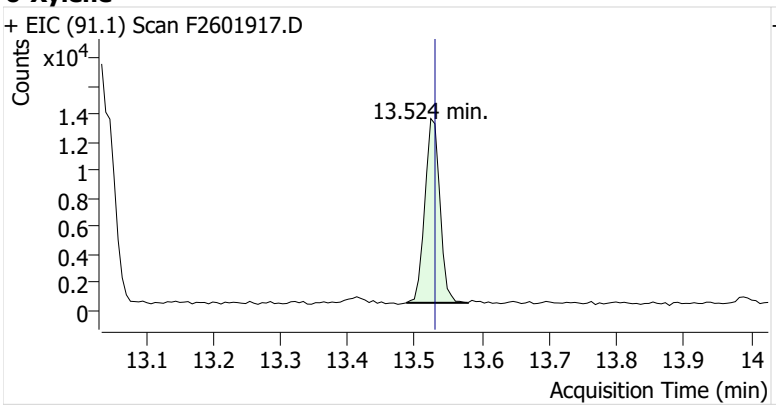
+ EIC (91.1) Scan F2601917.D
Counts
x10^4
1.4
1.2
1
0.8
0.6
0.4
0.2
0
13.524 min.
13.1 13.2 13.3 13.4 13.5 13.6 13.7 13.8 13.9 14
Acquisition Time (min)

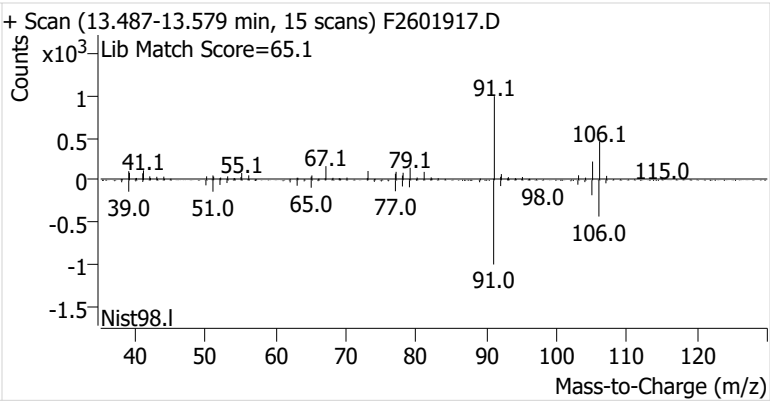
+ Scan (13.487-13.579 min, 15 scans) F2601917.D
Counts
x10^3
Lib Match Score=65.1
1
0.5
0
-0.5
-1
-1.5
91.1
106.1
41.1
55.1
67.1
79.1
115.0
39.0
51.0
65.0
77.0
98.0
106.0
91.0
Nist98.l
40 50 60 70 80 90 100 110 120
Mass-to-Charge (m/z)

Name	IRVSEA-5-S-20260304
Comment	C71605
Data File	F2601918.D
Acq. Date-Time	3/19/2026 6:02:10 PM
Acq. Method File	M325B-MTD
Tube Sorbent	Carbopack X
Analyze Quant Version	12.1
Report Quant Version	12.1

Sample Chromatogram

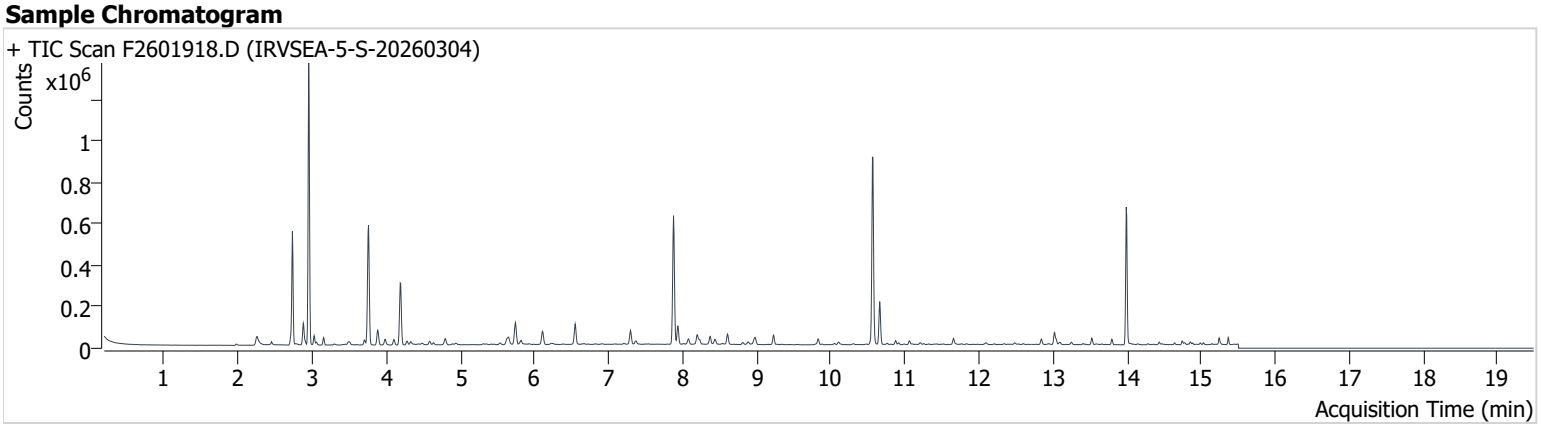

Name	ISTD	RT	ICAL RT	Resp.	Int. Flag
benzene-d6 (IS)		7.877	7.889	539,340	
Benzene	benzene-d6 (IS)	7.939	7.945	73,816	
Toluene-d8 (IS)		10.563	10.569	557,206	
Toluene	Toluene-d8 (IS)	10.661	10.667	127,828	
Ethylbenzene	Toluene-d8 (IS)	12.845	12.851	15,069	
m-/p-Xylenes	Toluene-d8 (IS)	13.022	13.028	42,814	
o-Xylene	Toluene-d8 (IS)	13.524	13.530	16,965	

benzene-d6 (IS)

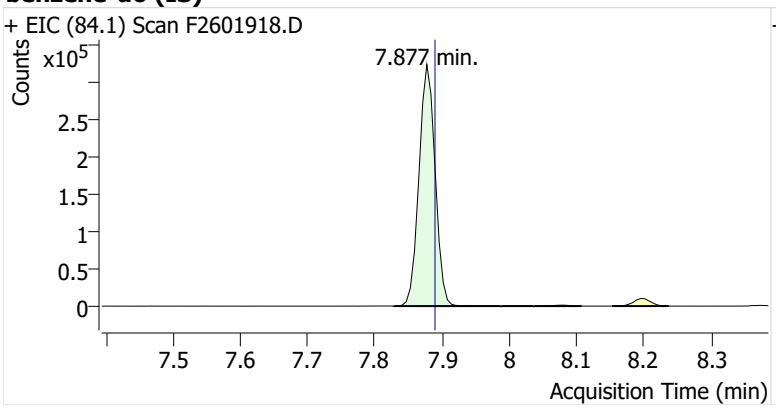

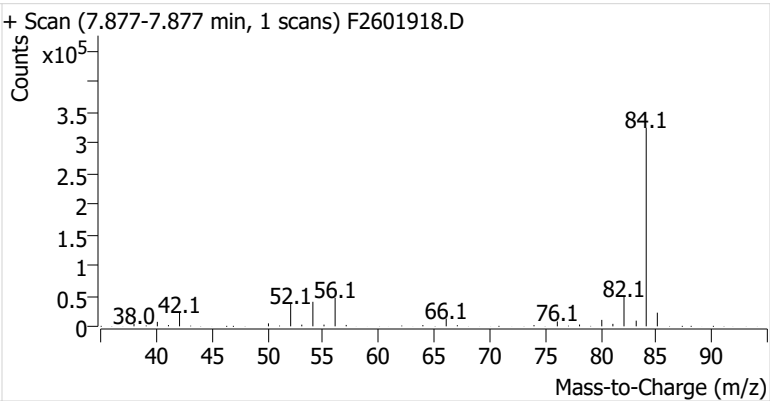

Benzene

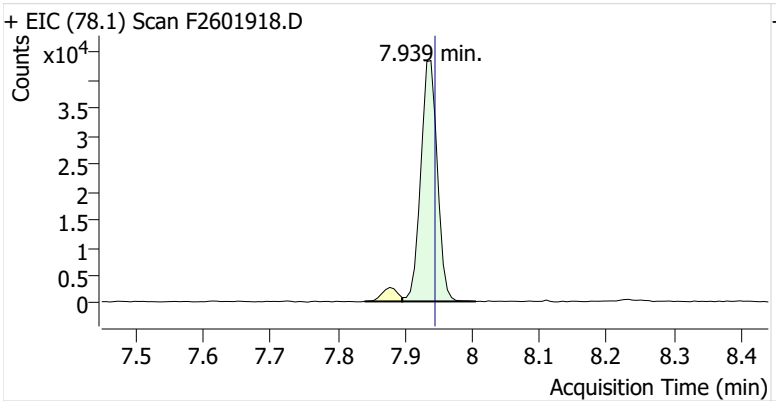

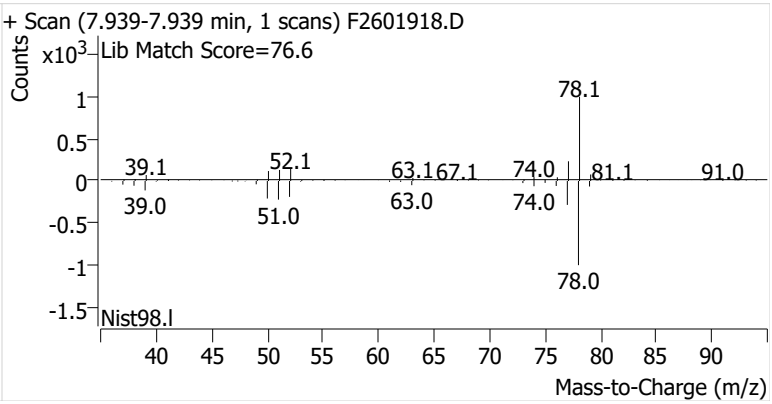

Toluene-d8 (IS)

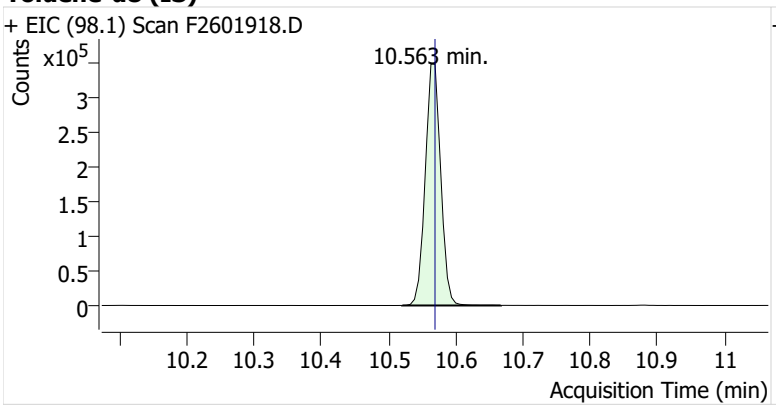

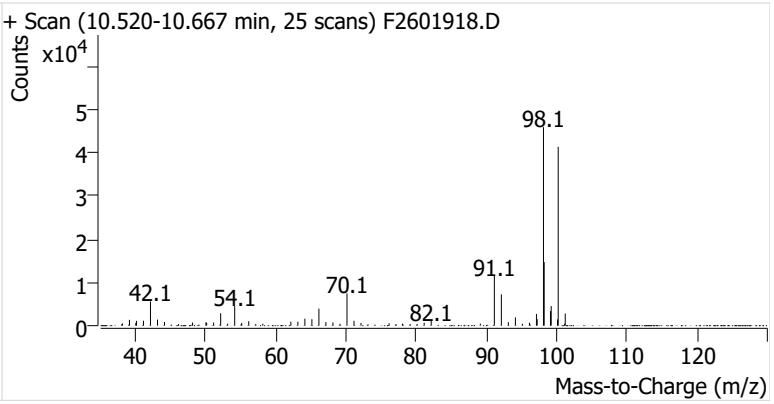

Toluene

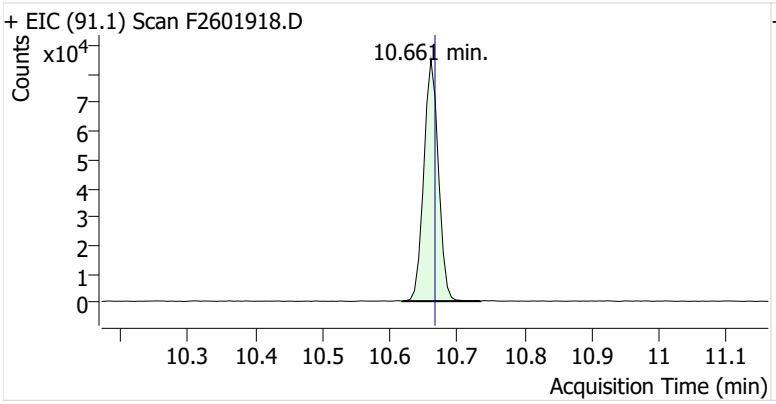

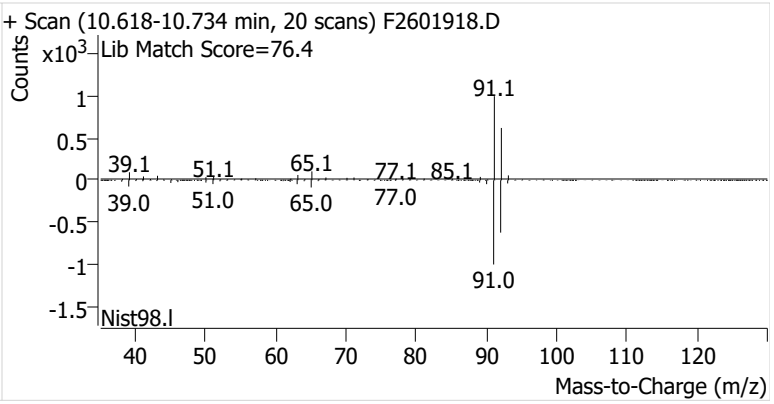

Ethylbenzene

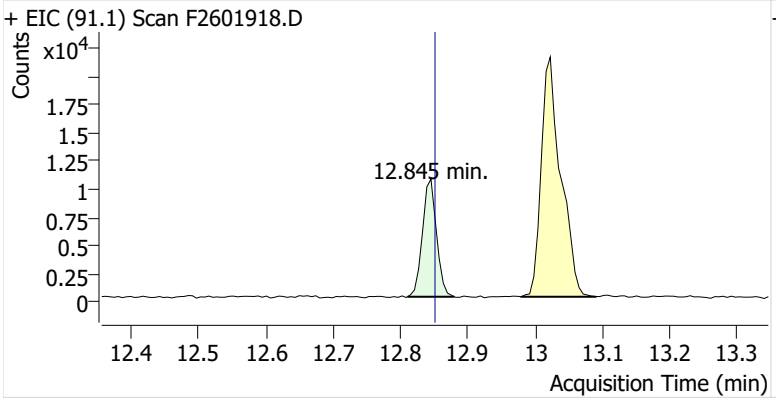

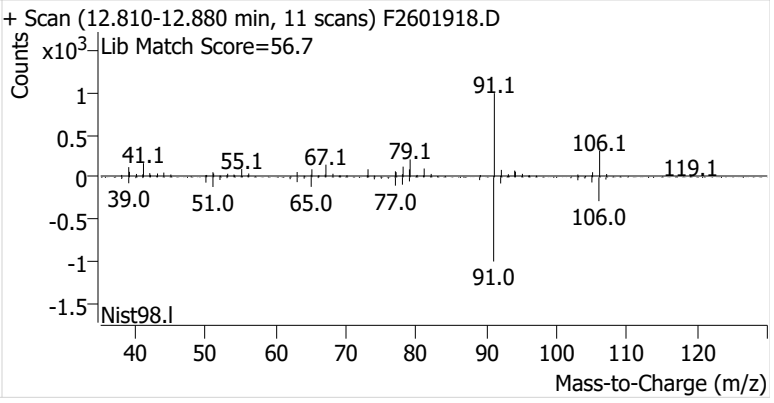

m-/p-Xylenes

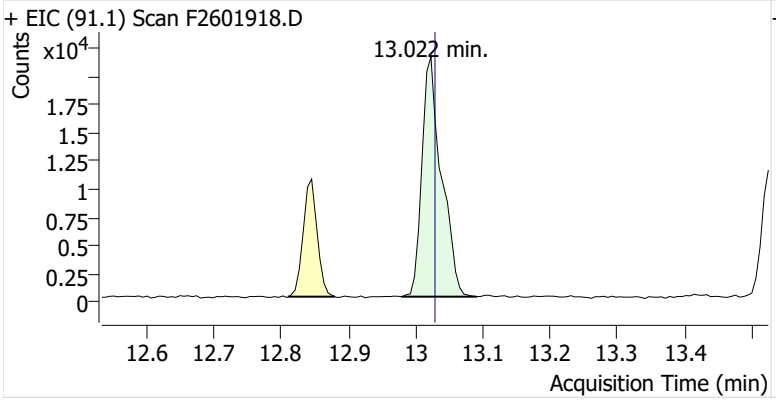

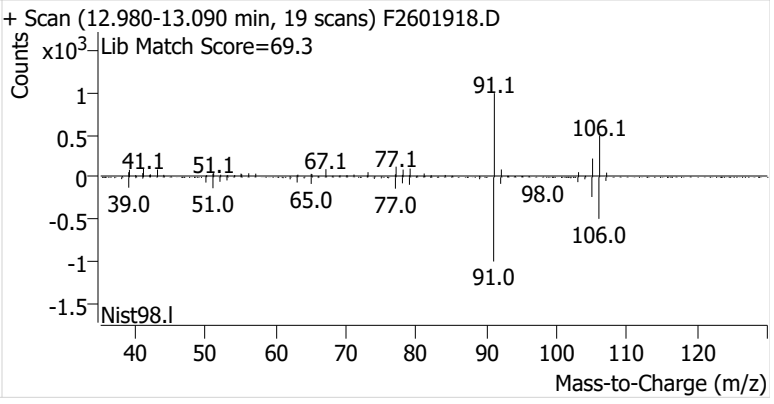

o-Xylene

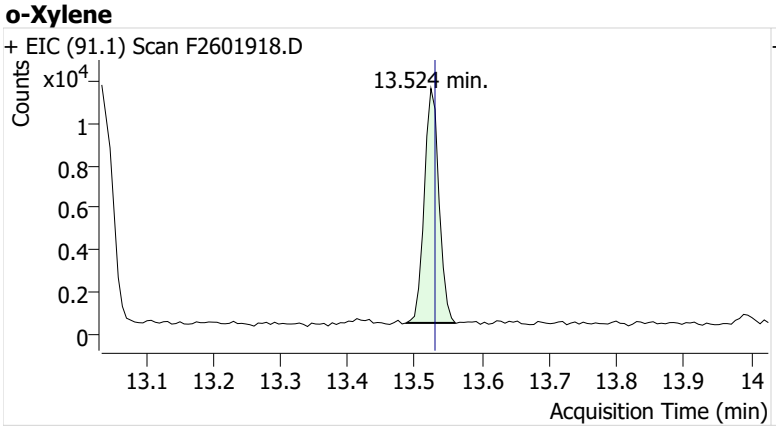
+ EIC (91.1) Scan F2601918.D
Counts
x10^4
13.524 min.
1
0.8
0.6
0.4
0.2
0
13.1 13.2 13.3 13.4 13.5 13.6 13.7 13.8 13.9 14
Acquisition Time (min)

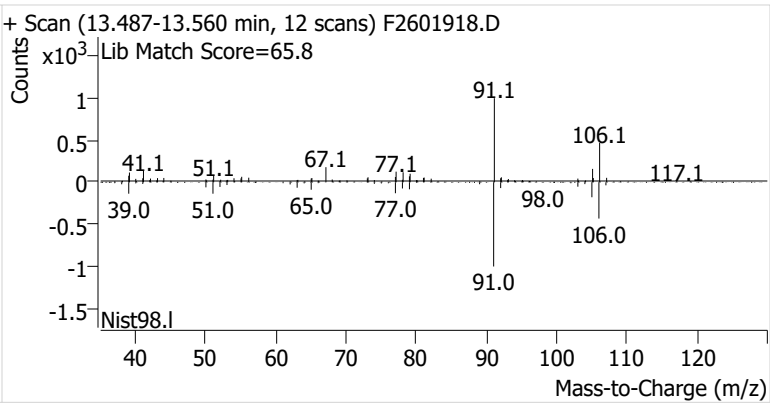
+ Scan (13.487-13.560 min, 12 scans) F2601918.D
Counts
x10^3
Lib Match Score=65.8
91.1
106.1
41.1
51.1
67.1
77.1
117.1
98.0
39.0
51.0
65.0
77.0
106.0
91.0
1
0.5
0
-0.5
-1
-1.5
Nist98.l
40 50 60 70 80 90 100 110 120
Mass-to-Charge (m/z)

Name	IRVSEA-6-S-20260304
Comment	C71744
Data File	F2601919.D
Acq. Date-Time	3/19/2026 6:28:26 PM
Acq. Method File	M325B-MTD
Tube Sorbent	Carbopack X
Analyze Quant Version	12.1
Report Quant Version	12.1

Sample Chromatogram

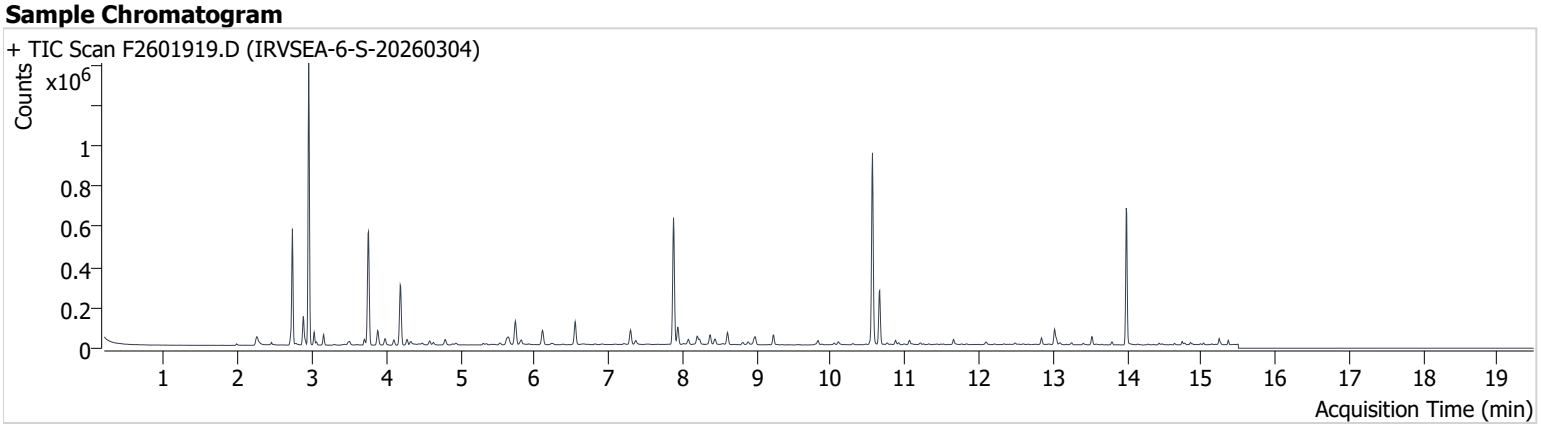

Name	ISTD	RT	ICAL RT	Resp.	Int. Flag
benzene-d6 (IS)		7.877	7.889	540,133	
Benzene	benzene-d6 (IS)	7.939	7.945	72,091	
Toluene-d8 (IS)		10.563	10.569	560,266	
Toluene	Toluene-d8 (IS)	10.661	10.667	170,446	
Ethylbenzene	Toluene-d8 (IS)	12.845	12.851	18,891	
m-/p-Xylenes	Toluene-d8 (IS)	13.022	13.028	55,580	
o-Xylene	Toluene-d8 (IS)	13.524	13.530	23,325	

benzene-d6 (IS)

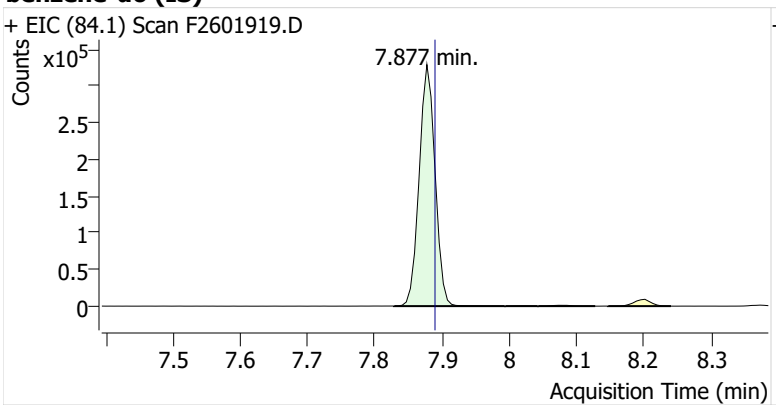

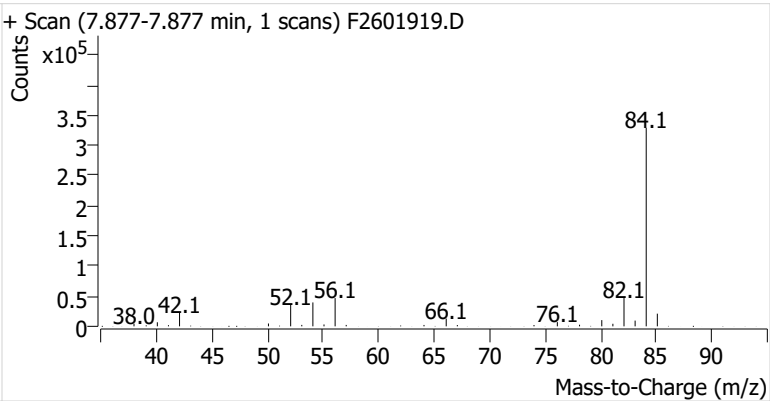

Benzene

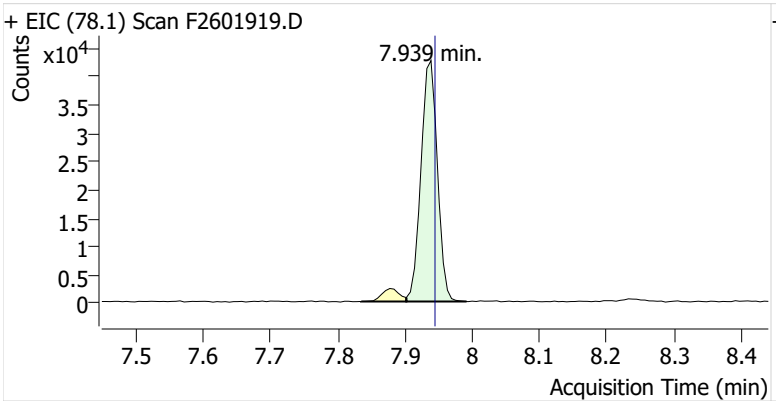

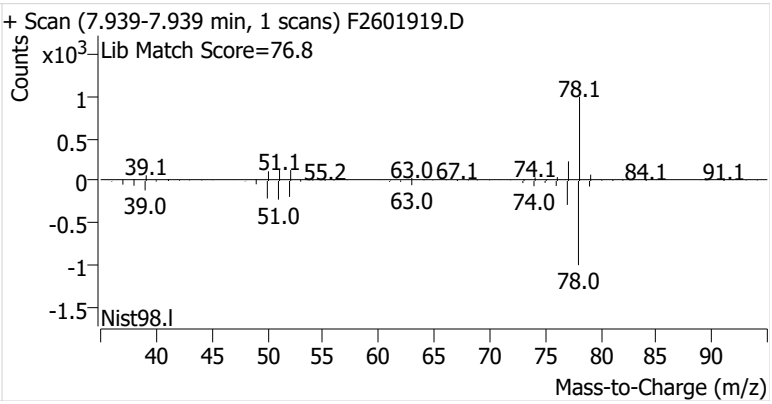

Toluene-d8 (IS)

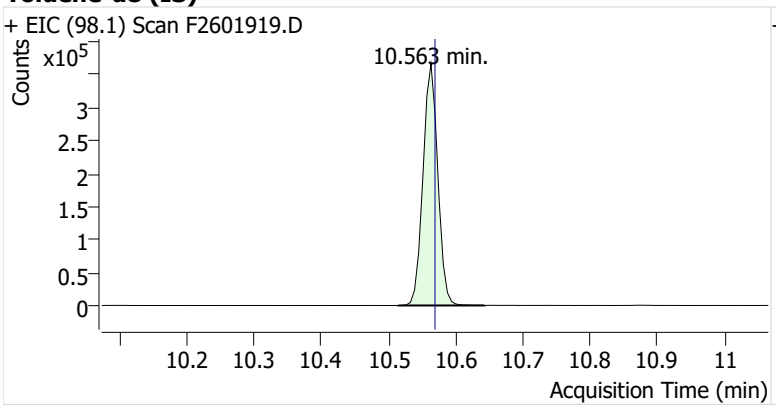

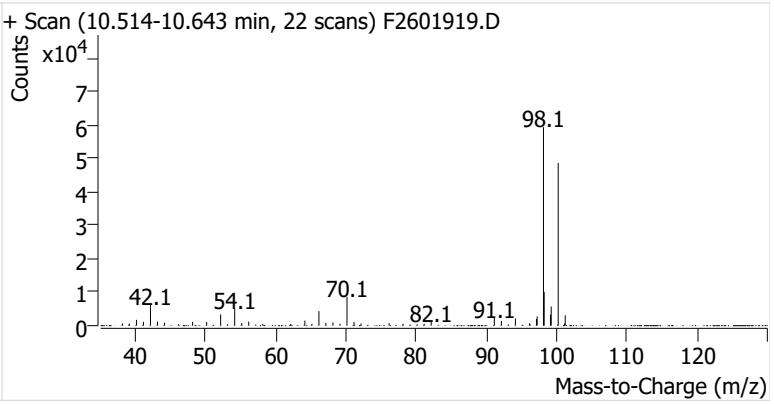

Toluene

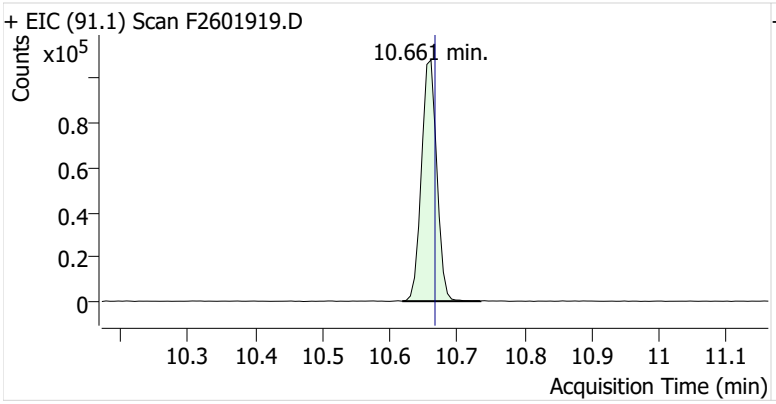

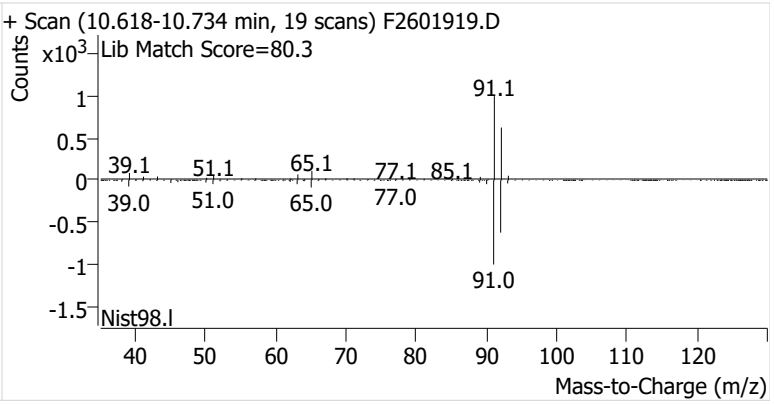

Ethylbenzene

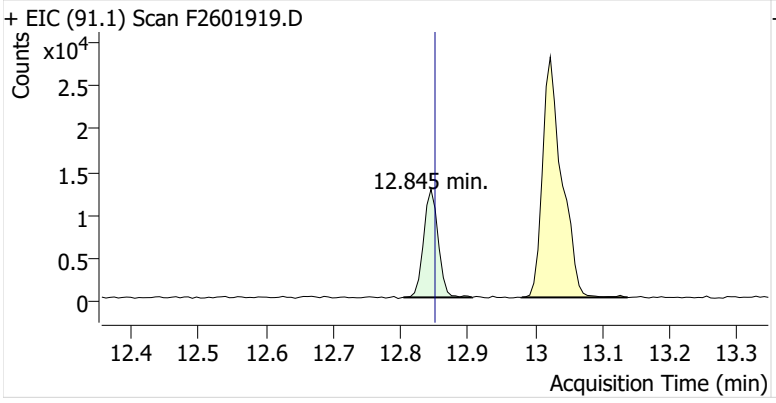

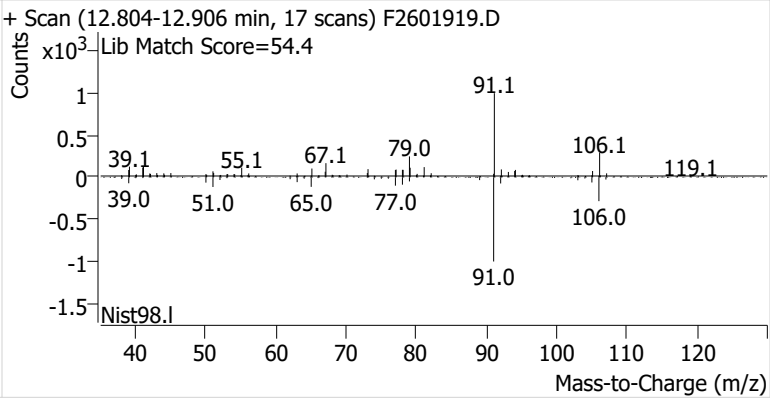

m-/p-Xylenes

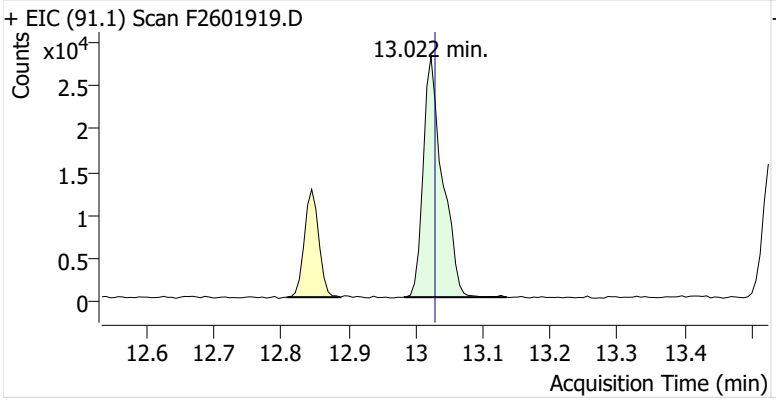

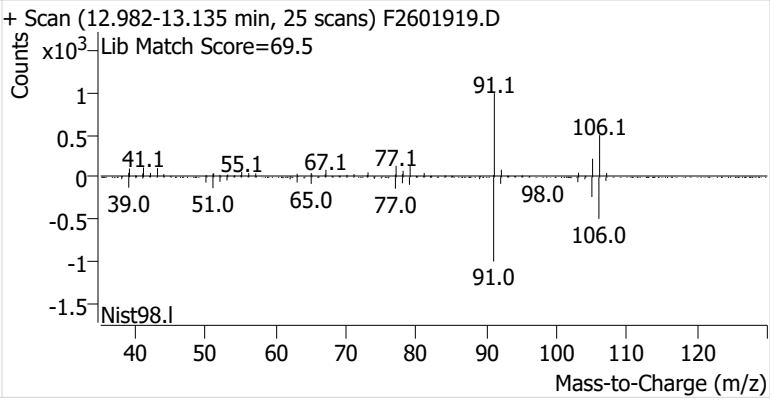

o-Xylene

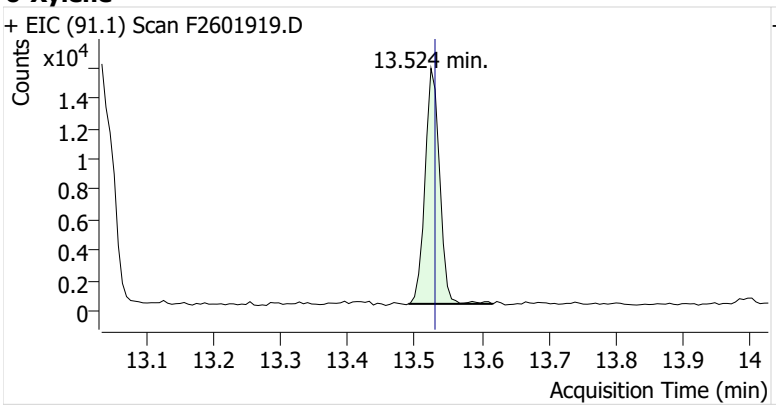
+ EIC (91.1) Scan F2601919.D
Counts
x10^4
13.524 min.
1.4
1.2
1
0.8
0.6
0.4
0.2
0
13.1 13.2 13.3 13.4 13.5 13.6 13.7 13.8 13.9 14
Acquisition Time (min)

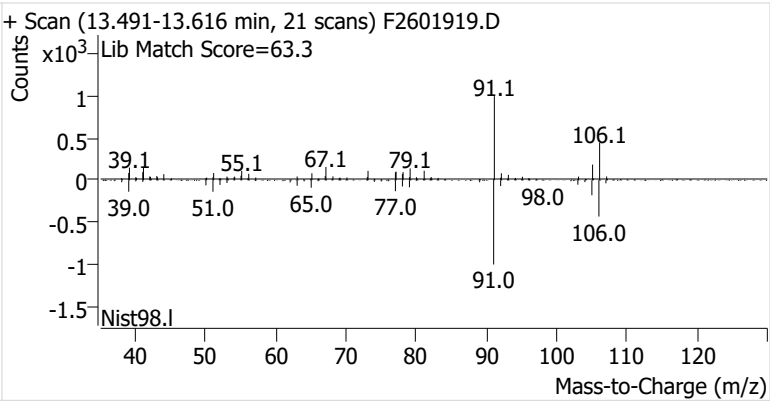
+ Scan (13.491-13.616 min, 21 scans) F2601919.D
Counts
x10^3
Lib Match Score=63.3
91.1
106.1
39.1
55.1
67.1
79.1
98.0
39.0
51.0
65.0
77.0
106.0
91.0
1
0.5
0
-0.5
-1
-1.5
Nist98.l
40 50 60 70 80 90 100 110 120
Mass-to-Charge (m/z)

Name	IRVSEA-7-S-20260304
Comment	C57556
Data File	F2601920.D
Acq. Date-Time	3/19/2026 6:53:46 PM
Acq. Method File	M325B-MTD
Tube Sorbent	Carbopack X
Analyze Quant Version	12.1
Report Quant Version	12.1

Sample Chromatogram

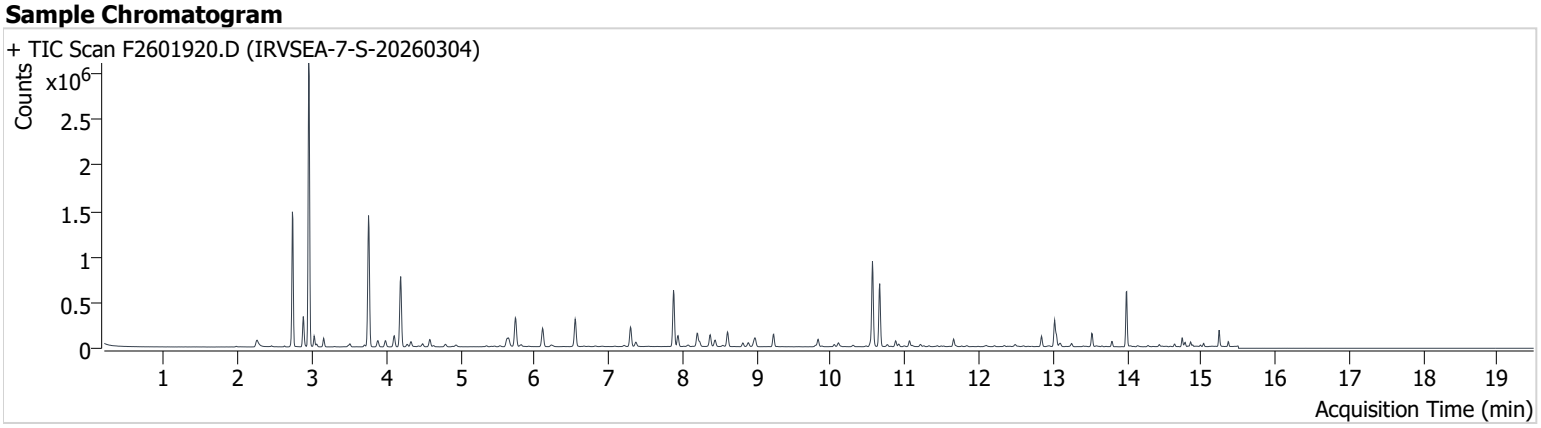

Name	ISTD	RT	ICAL RT	Resp.	Int. Flag
benzene-d6 (IS)		7.877	7.889	533,742	
Benzene	benzene-d6 (IS)	7.938	7.945	101,033	
Toluene-d8 (IS)		10.563	10.569	552,842	
Toluene	Toluene-d8 (IS)	10.661	10.667	430,001	
Ethylbenzene	Toluene-d8 (IS)	12.845	12.851	73,215	
m-/p-Xylenes	Toluene-d8 (IS)	13.022	13.028	217,280	
o-Xylene	Toluene-d8 (IS)	13.524	13.530	82,349	

benzene-d6 (IS)

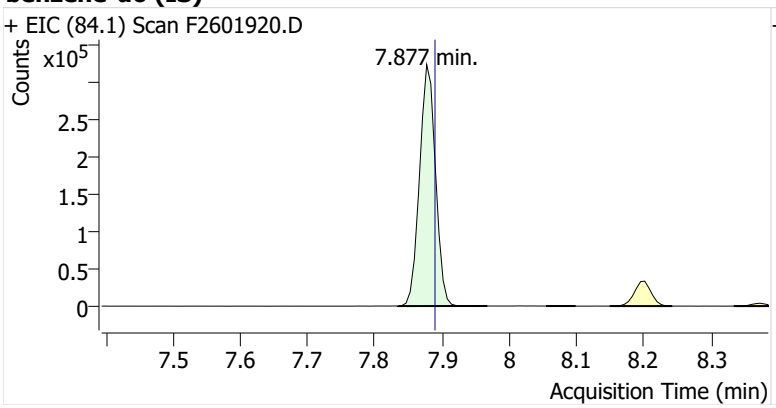

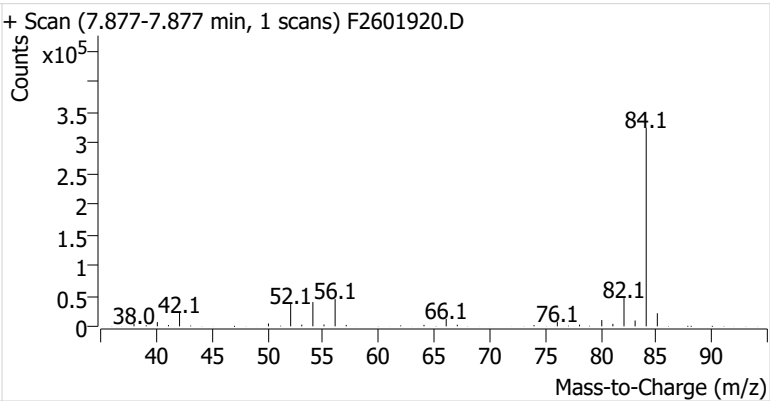

Benzene

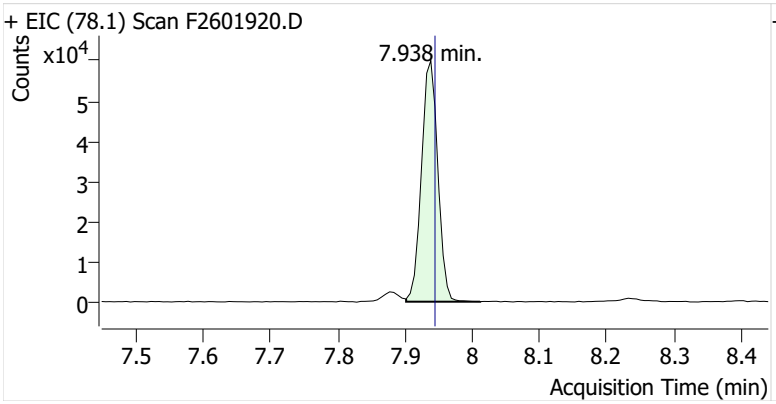

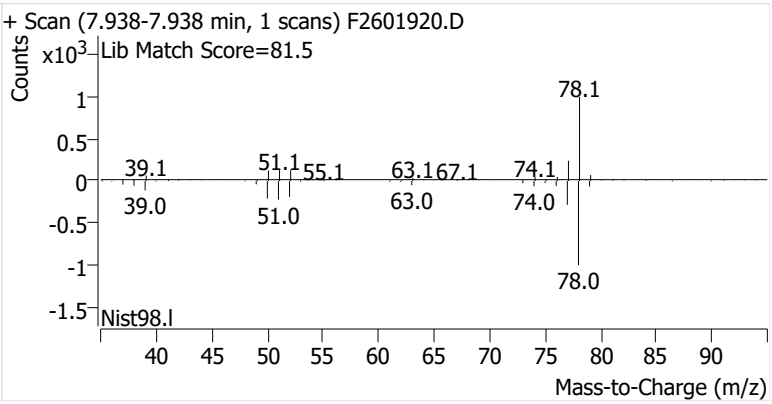

Toluene-d8 (IS)

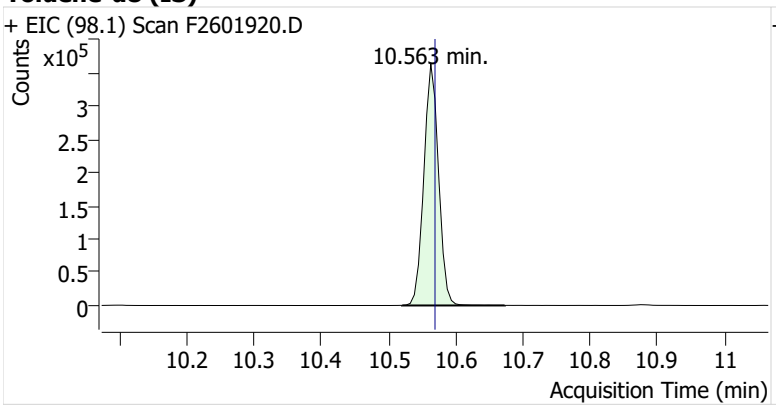

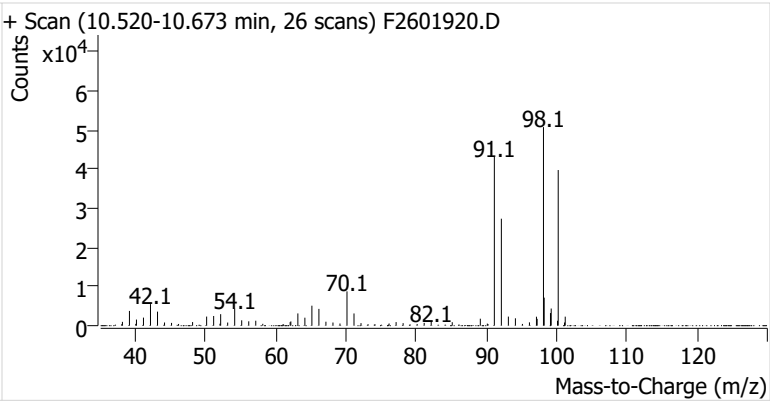

Toluene

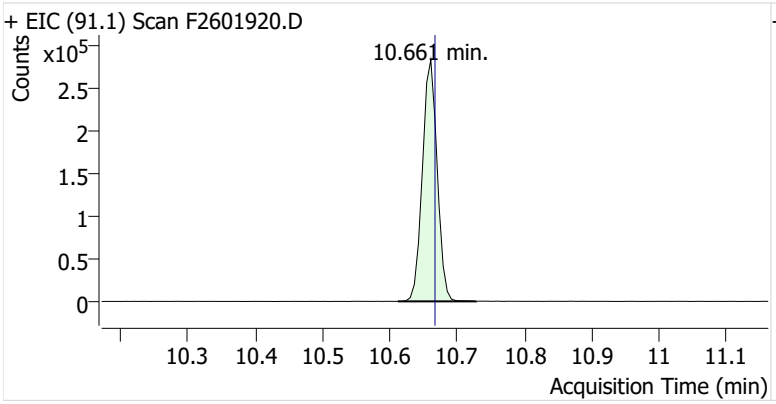

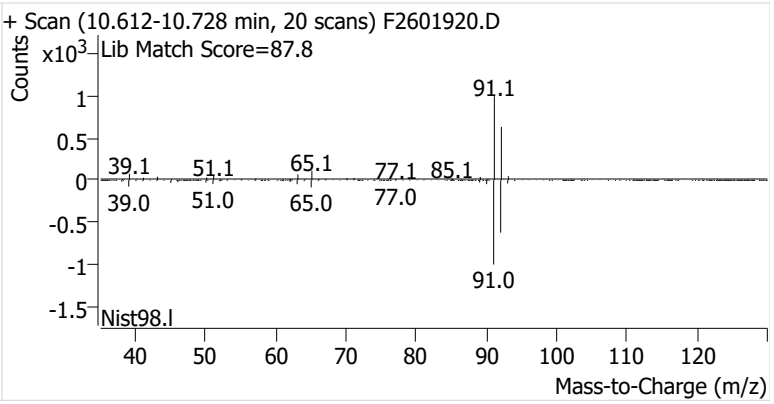

Ethylbenzene

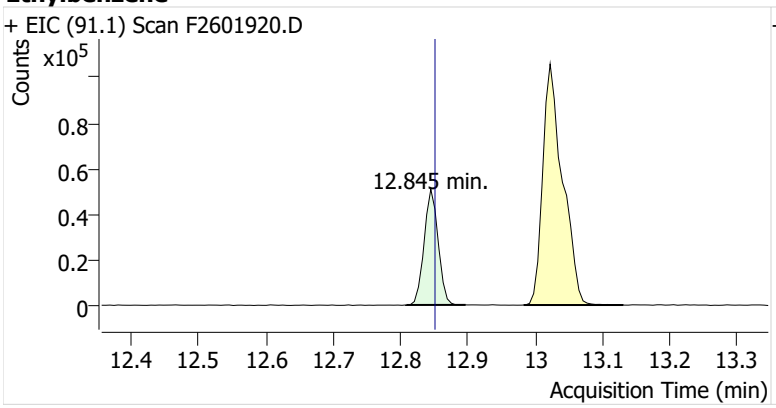

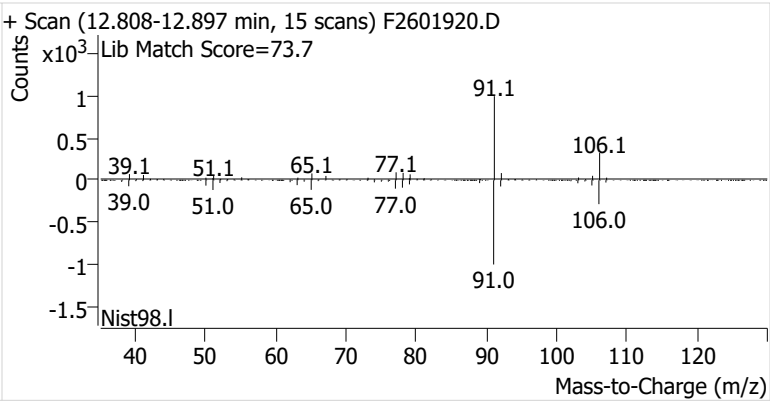

m-/p-Xylenes

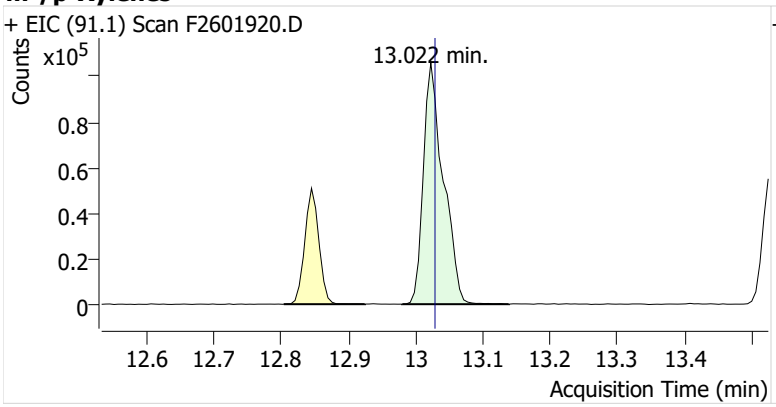

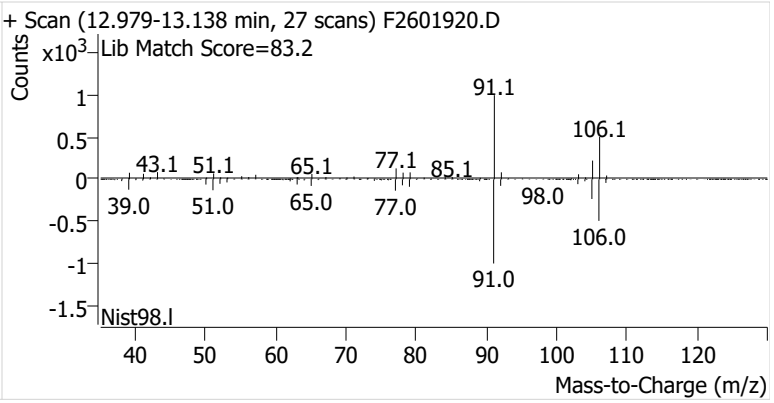

o-Xylene

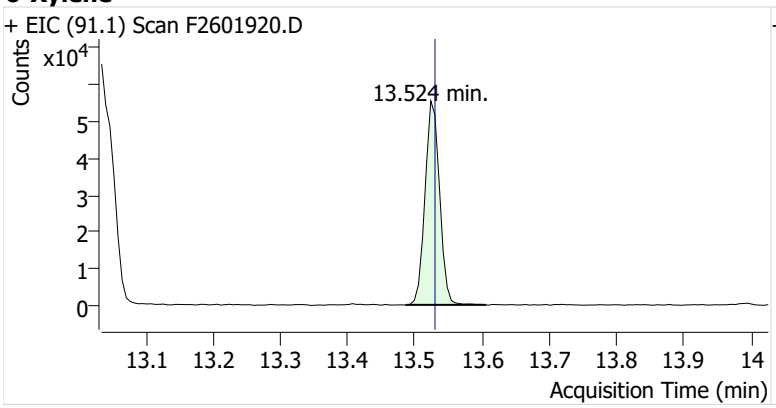
+ EIC (91.1) Scan F2601920.D
Counts
x10^4
13.524 min.
Acquisition Time (min)

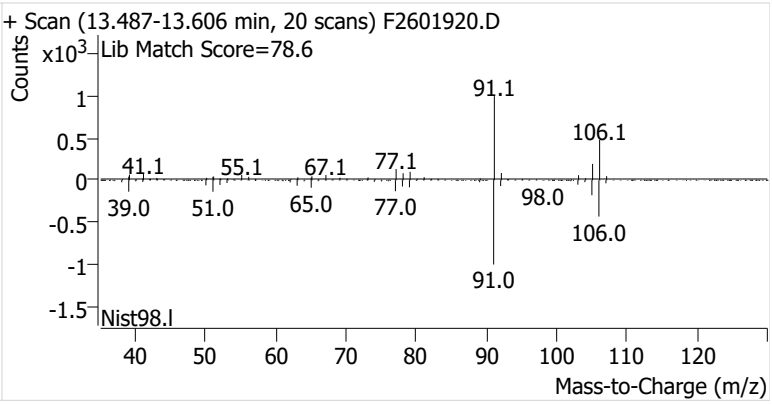
+ Scan (13.487-13.606 min, 20 scans) F2601920.D
Counts
x10^3
Lib Match Score=78.6
91.1
106.1
41.1
55.1
67.1
77.1
39.0
51.0
65.0
77.0
98.0
106.0
91.0
Nist98.l
Mass-to-Charge (m/z)

Name	IRVSEA-8-S-20260304
Comment	B46772
Data File	F2601921.D
Acq. Date-Time	3/19/2026 7:19:07 PM
Acq. Method File	M325B-MTD
Tube Sorbent	Carbopack X
Analyze Quant Version	12.1
Report Quant Version	12.1

Sample Chromatogram

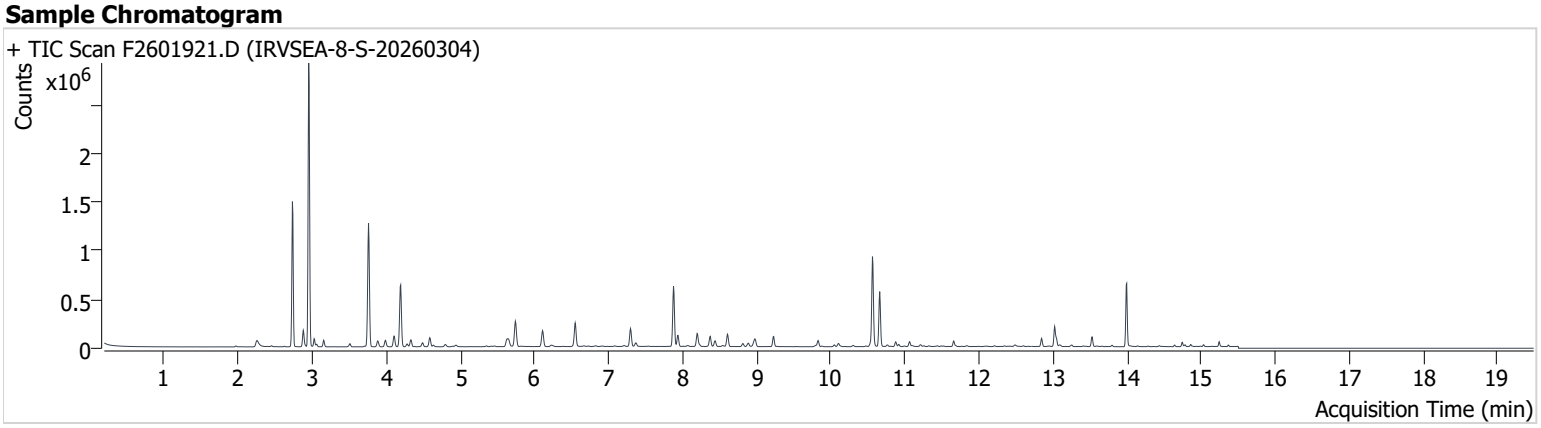

Name	ISTD	RT	ICAL RT	Resp.	Int. Flag
benzene-d6 (IS)		7.877	7.889	530,923	
Benzene	benzene-d6 (IS)	7.938	7.945	97,235	
Toluene-d8 (IS)		10.563	10.569	554,661	
Toluene	Toluene-d8 (IS)	10.661	10.667	355,009	
Ethylbenzene	Toluene-d8 (IS)	12.845	12.851	55,146	
m-/p-Xylenes	Toluene-d8 (IS)	13.022	13.028	150,033	
o-Xylene	Toluene-d8 (IS)	13.530	13.530	58,245	

benzene-d6 (IS)

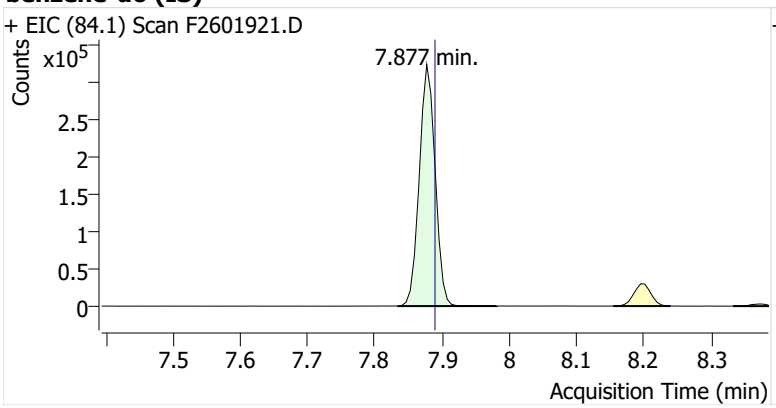

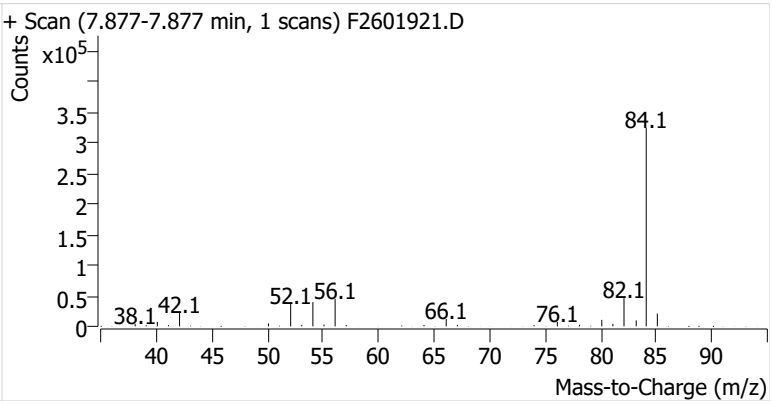

Benzene

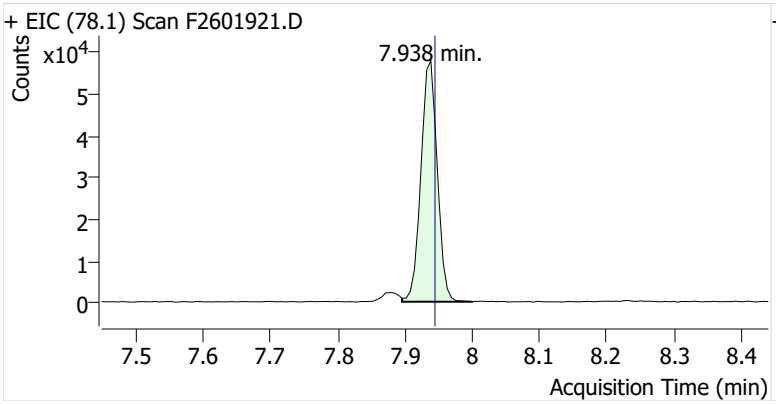

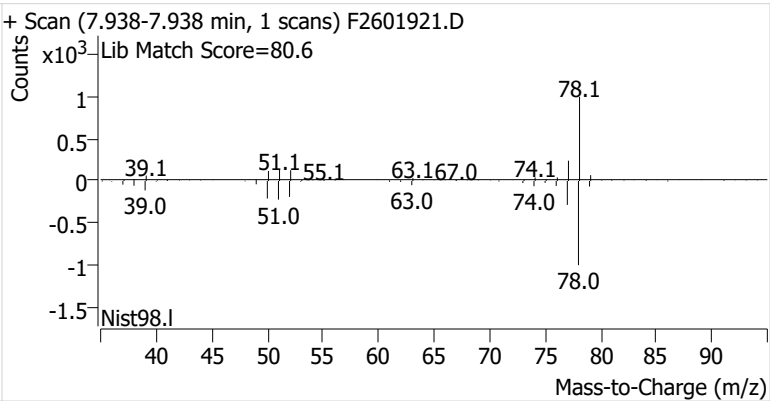

Toluene-d8 (IS)

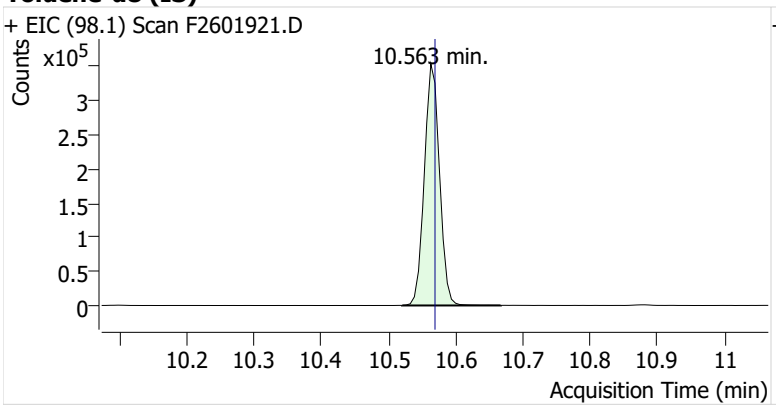

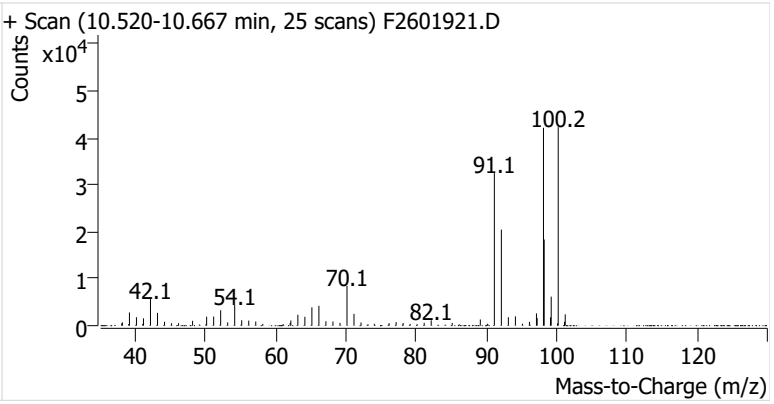

Toluene

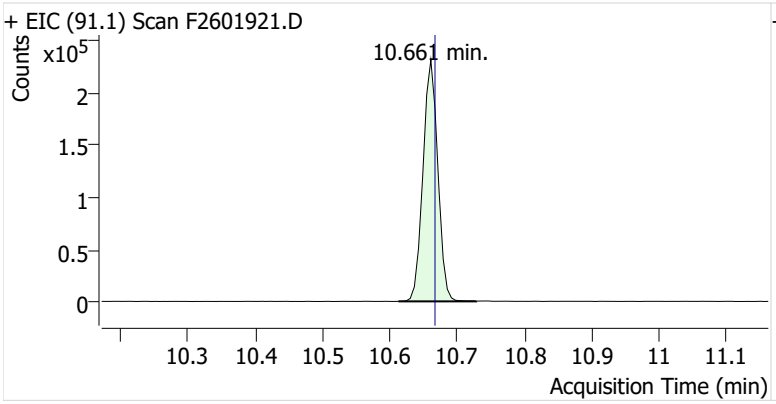

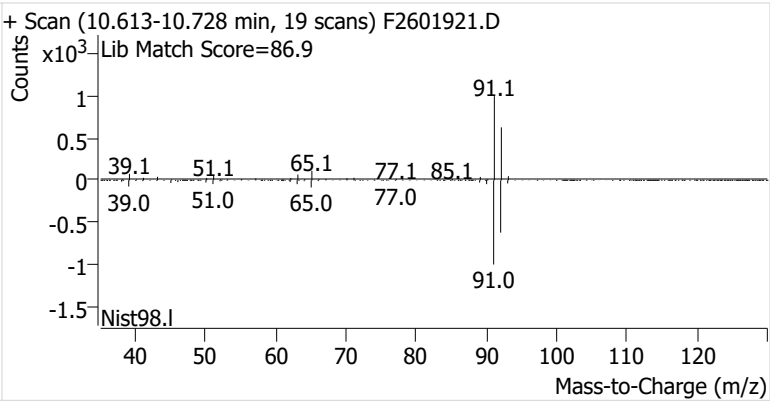

Ethylbenzene

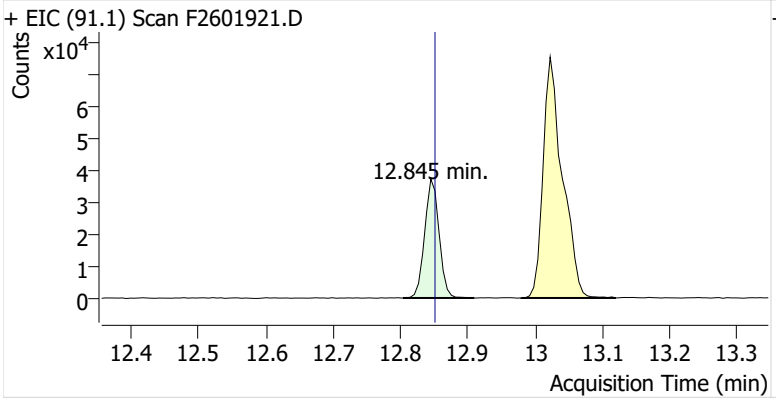

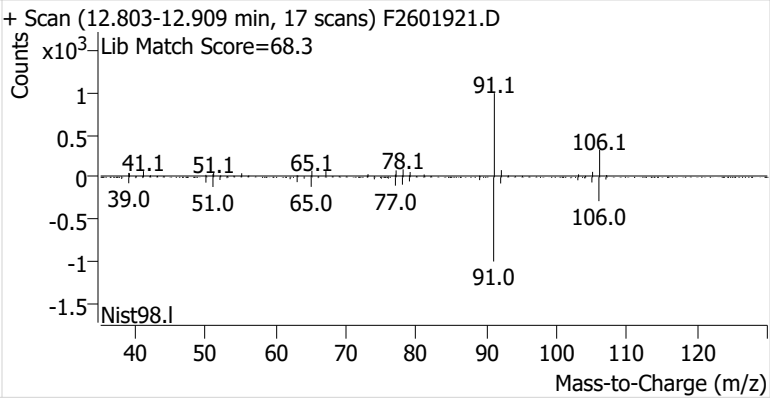

m-/p-Xylenes

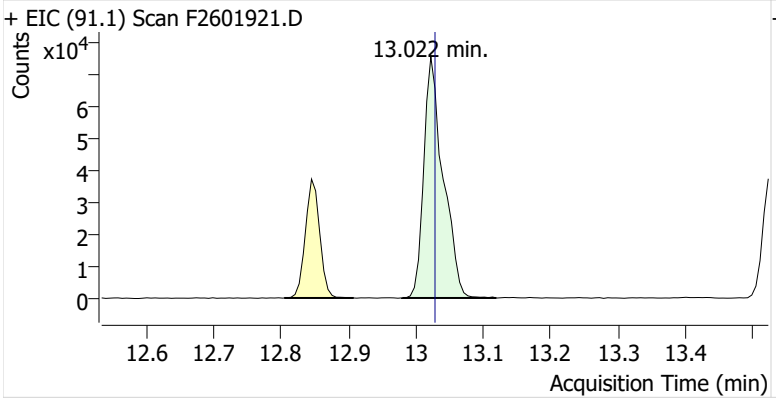

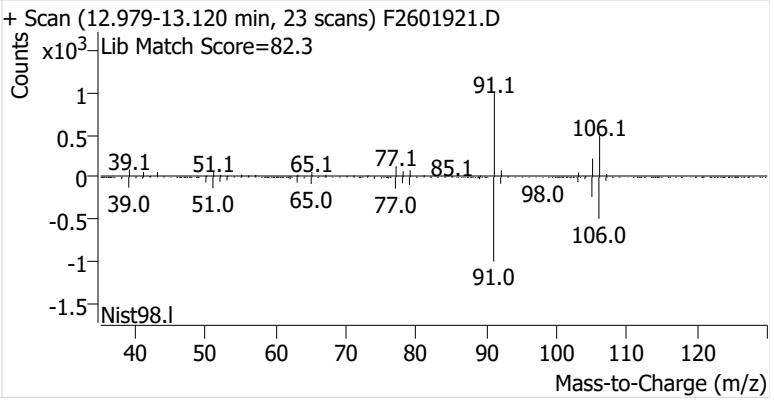

o-Xylene

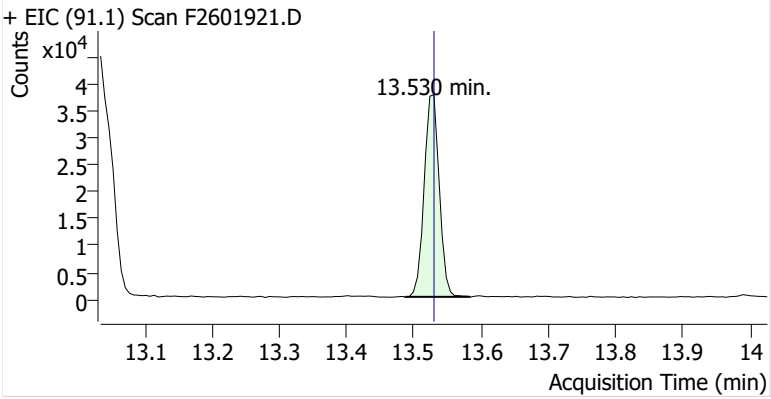
+ EIC (91.1) Scan F2601921.D
Counts
x10^4
13.530 min.
Acquisition Time (min)

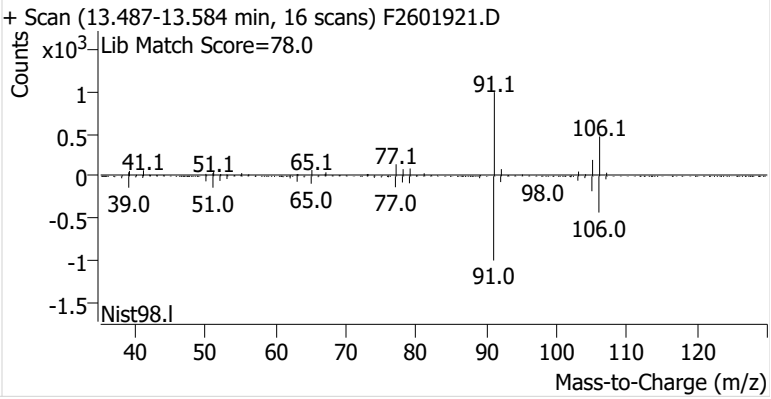
+ Scan (13.487-13.584 min, 16 scans) F2601921.D
Counts
x10^3
Lib Match Score=78.0
91.1
106.1
41.1
51.1
65.1
77.1
39.0
51.0
65.0
77.0
98.0
106.0
91.0
Nist98.l
Mass-to-Charge (m/z)

Name	IRVSEA-8-D-20260304
Comment	C43721
Data File	F2601922.D
Acq. Date-Time	3/19/2026 7:44:29 PM
Acq. Method File	M325B-MTD
Tube Sorbent	Carbopack X
Analyze Quant Version	12.1
Report Quant Version	12.1

Sample Chromatogram

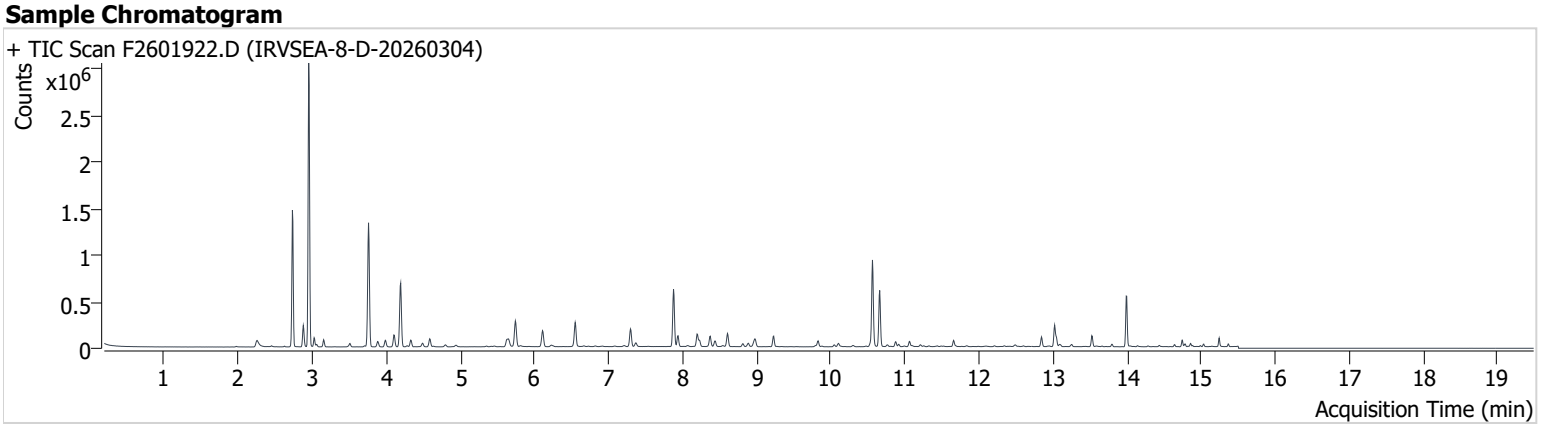

Name	ISTD	RT	ICAL RT	Resp.	Int. Flag
benzene-d6 (IS)		7.877	7.889	536,043	
Benzene	benzene-d6 (IS)	7.938	7.945	96,686	
Toluene-d8 (IS)		10.563	10.569	552,913	
Toluene	Toluene-d8 (IS)	10.661	10.667	384,933	
Ethylbenzene	Toluene-d8 (IS)	12.845	12.851	69,180	
m-/p-Xylenes	Toluene-d8 (IS)	13.022	13.028	171,511	
o-Xylene	Toluene-d8 (IS)	13.524	13.530	67,058	

benzene-d6 (IS)

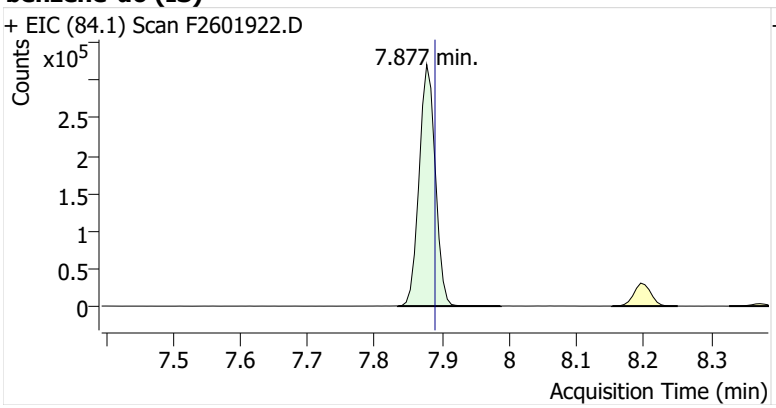

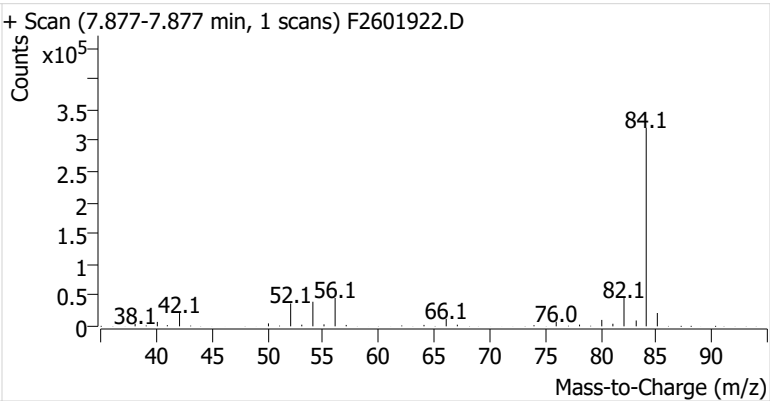

Benzene

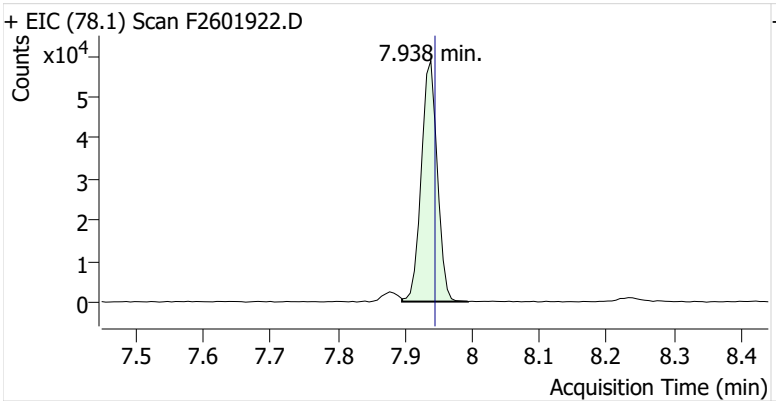

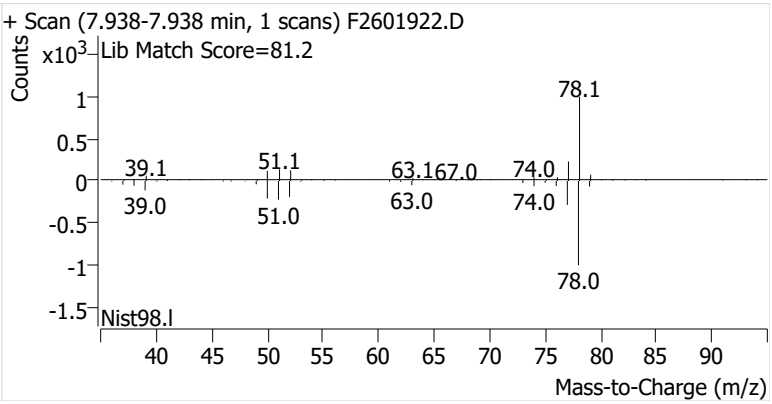

Toluene-d8 (IS)

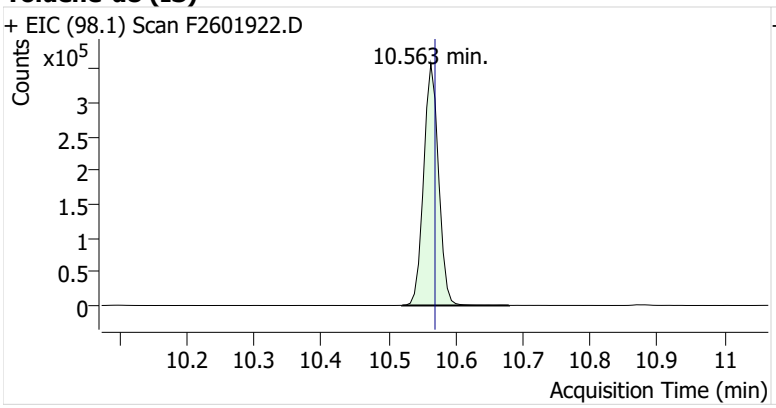

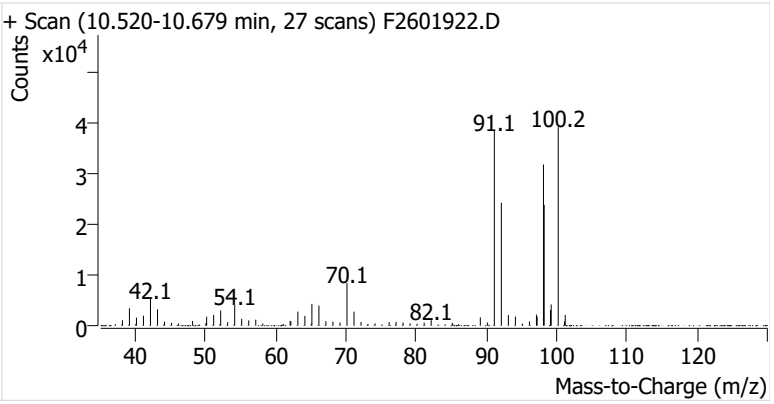

Toluene

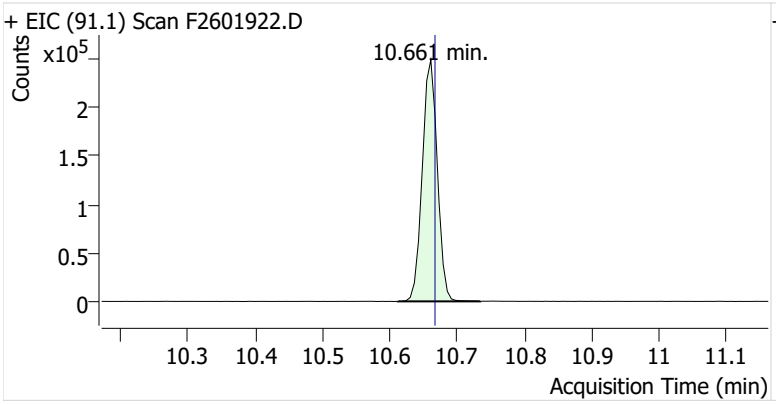

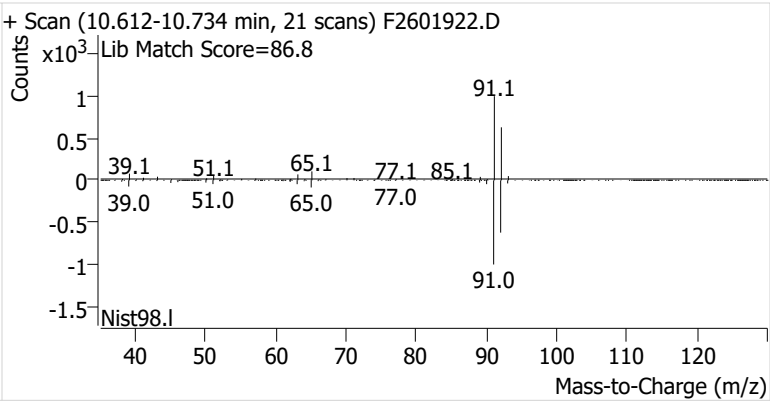

Ethylbenzene

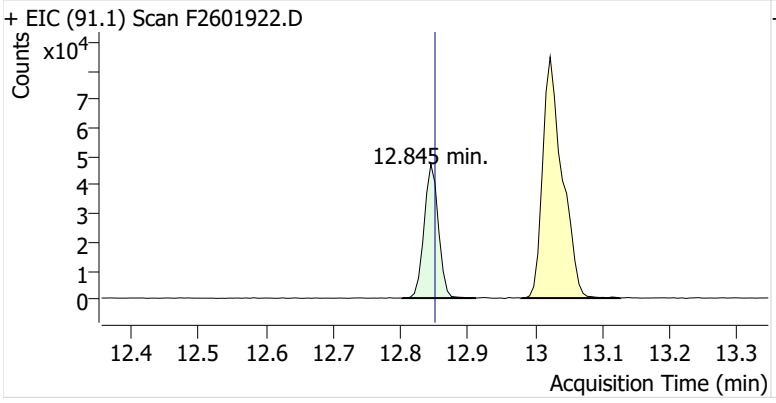

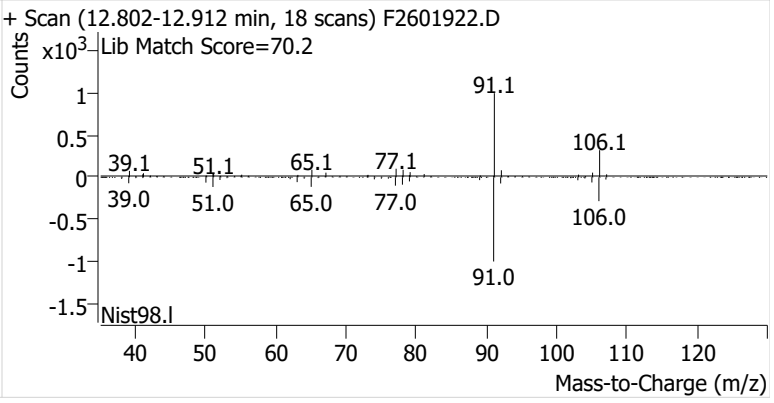

m-/p-Xylenes

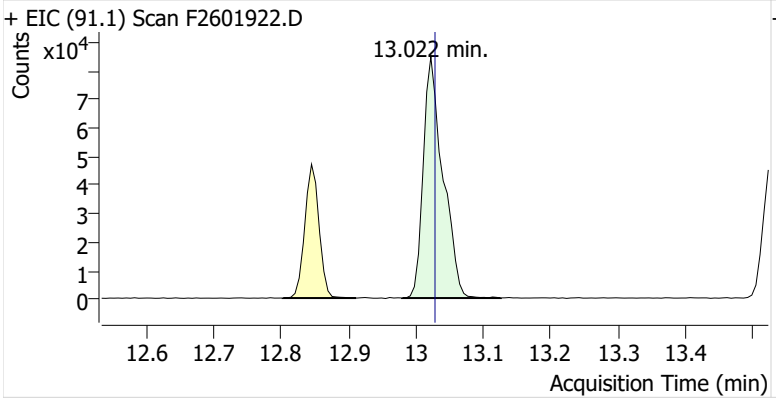

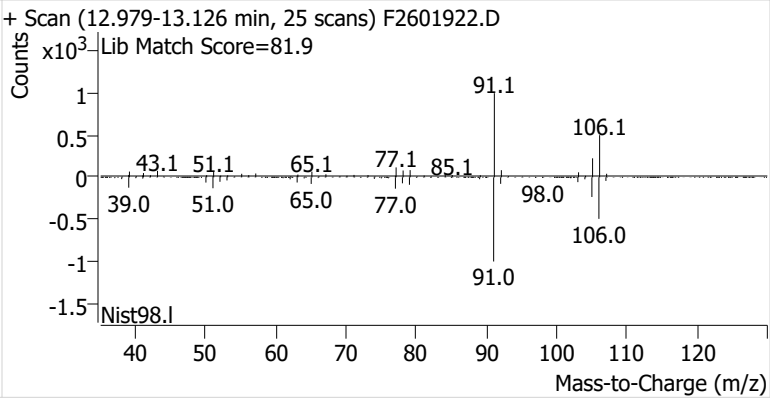

o-Xylene

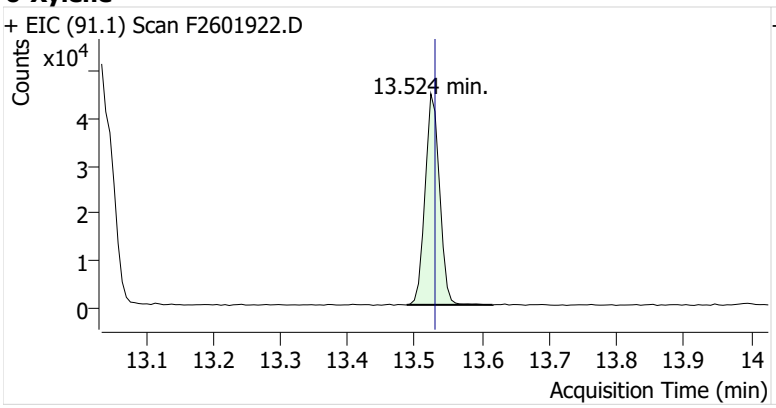
+ EIC (91.1) Scan F2601922.D
Counts
x10^4
13.524 min.
Acquisition Time (min)

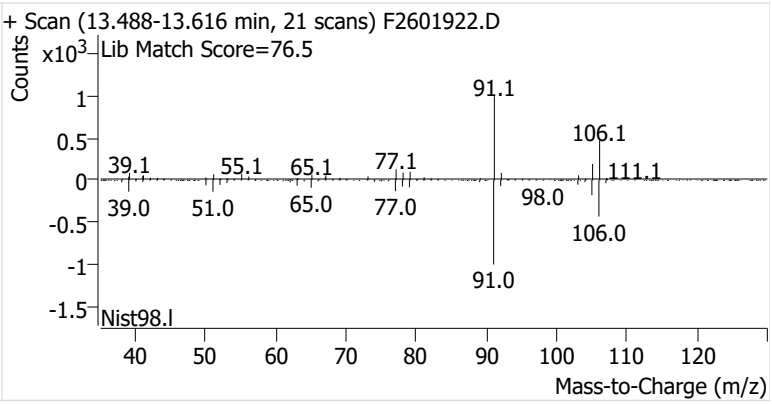
+ Scan (13.488-13.616 min, 21 scans) F2601922.D
Counts
x10^3
Lib Match Score=76.5
91.1
106.1
111.1
39.1
55.1
65.1
77.1
98.0
39.0
51.0
65.0
77.0
106.0
91.0
Nist98.l
Mass-to-Charge (m/z)

Name	IRVSEA-8-B-20260304
Comment	C16282
Data File	F2601923.D
Acq. Date-Time	3/19/2026 8:09:47 PM
Acq. Method File	M325B-MTD
Tube Sorbent	Carbopack X
Analyze Quant Version	12.1
Report Quant Version	12.1

Sample Chromatogram

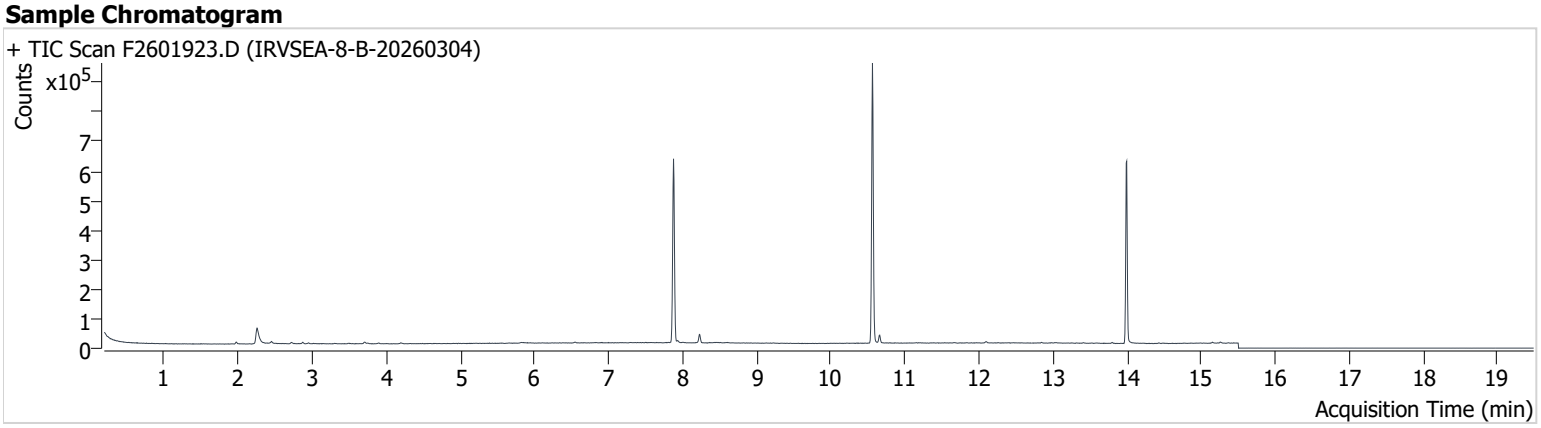

Name	ISTD	RT	ICAL RT	Resp.	Int. Flag
benzene-d6 (IS)		7.877	7.889	538,966	
Benzene	benzene-d6 (IS)	7.932	7.945	4,843	
Toluene-d8 (IS)		10.563	10.569	559,110	
Toluene	Toluene-d8 (IS)	10.661	10.667	18,060	
Ethylbenzene	Toluene-d8 (IS)	12.845	12.851	1,221	
m-/p-Xylenes	Toluene-d8 (IS)	13.022	13.028	966	
o-Xylene	Toluene-d8 (IS)	13.524	13.530	498	

benzene-d6 (IS)

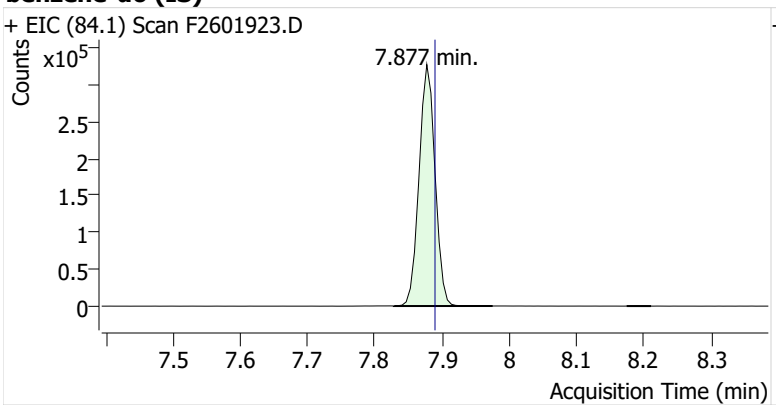

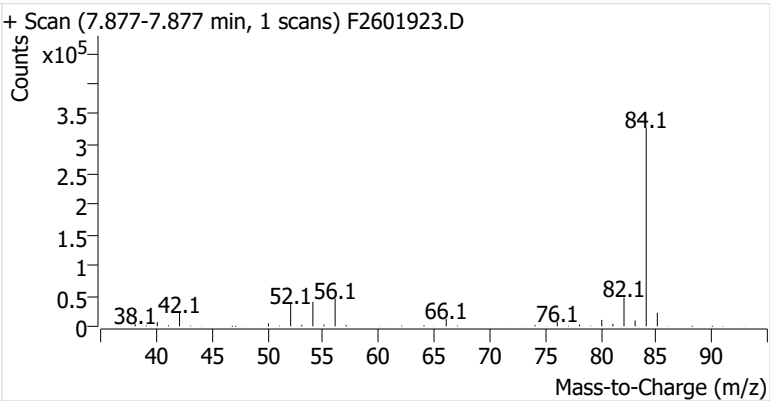

Benzene

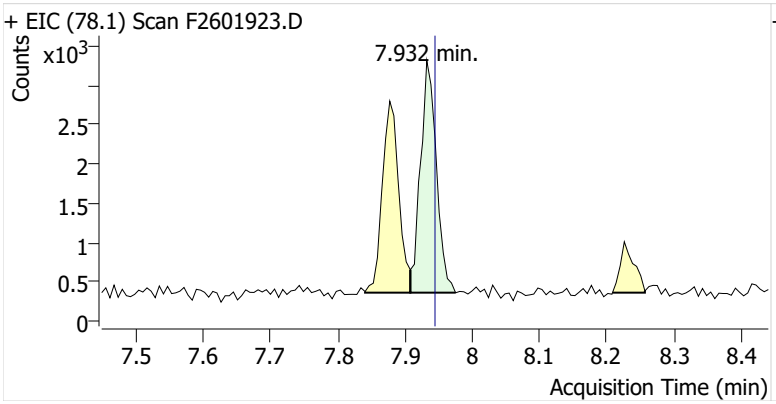

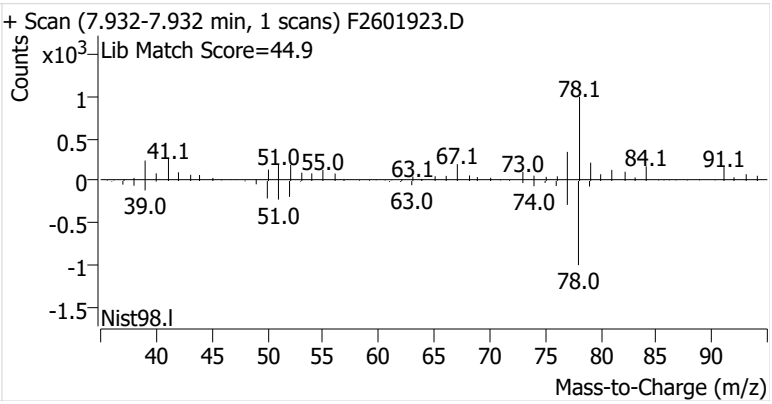

Toluene-d8 (IS)

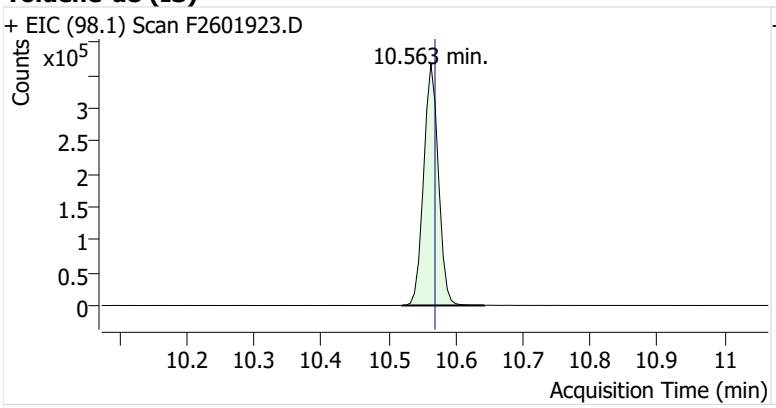

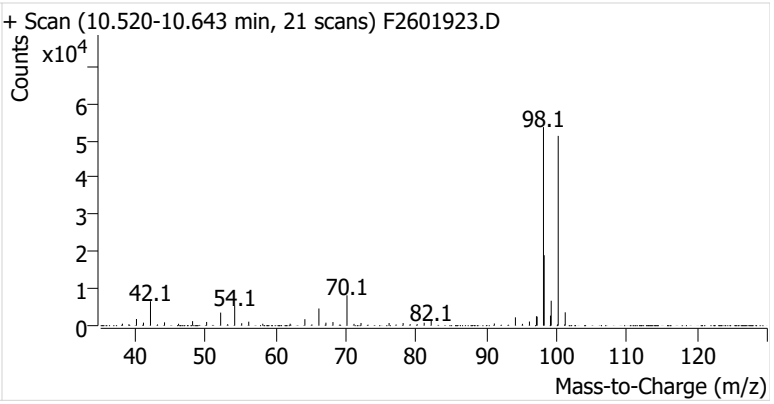

Toluene

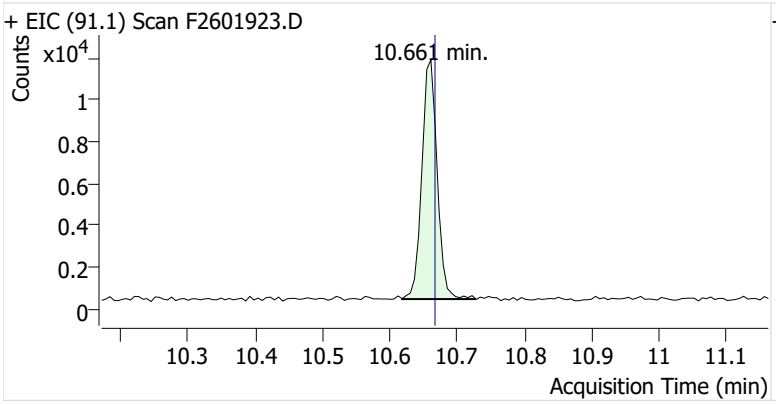

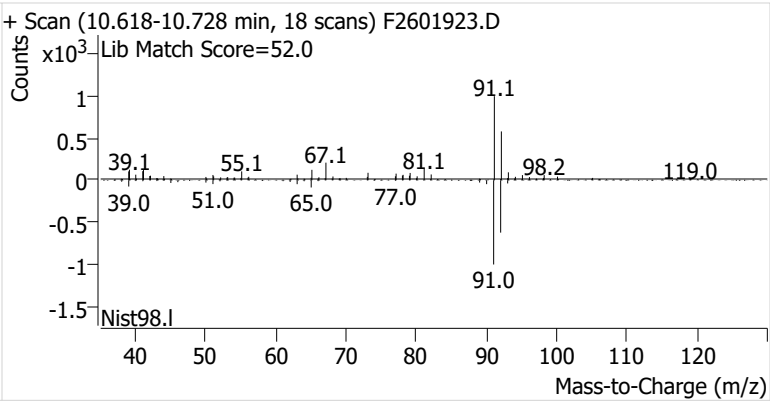

Ethylbenzene

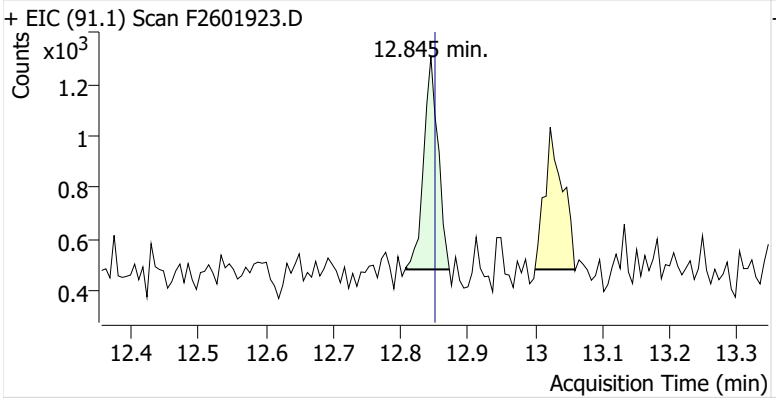

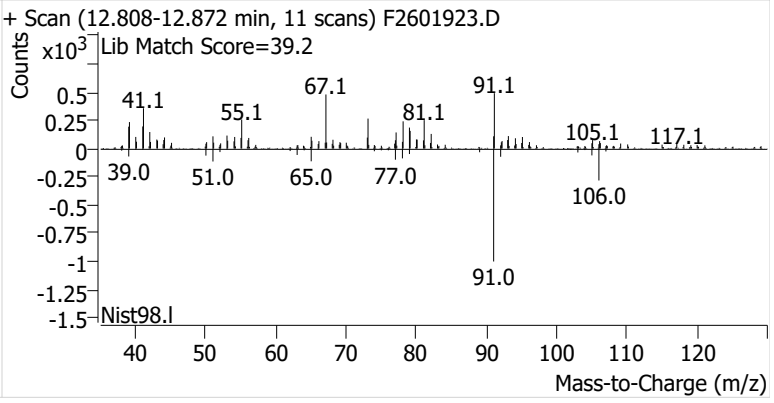

m-/p-Xylenes

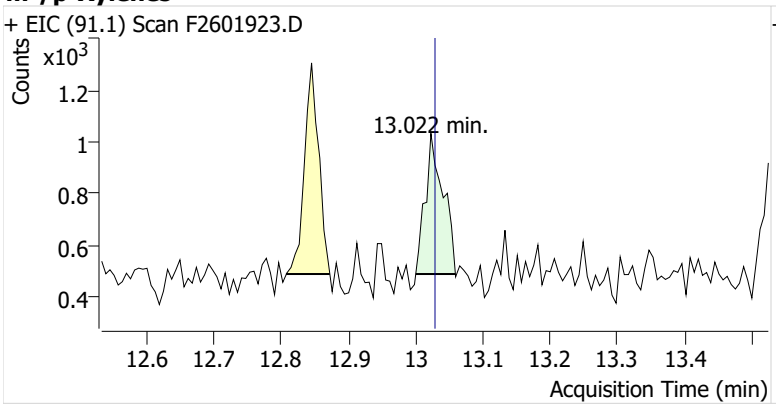

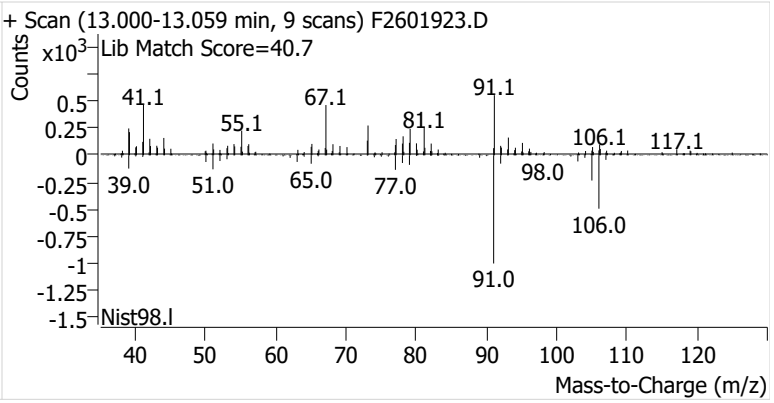

o-Xylene

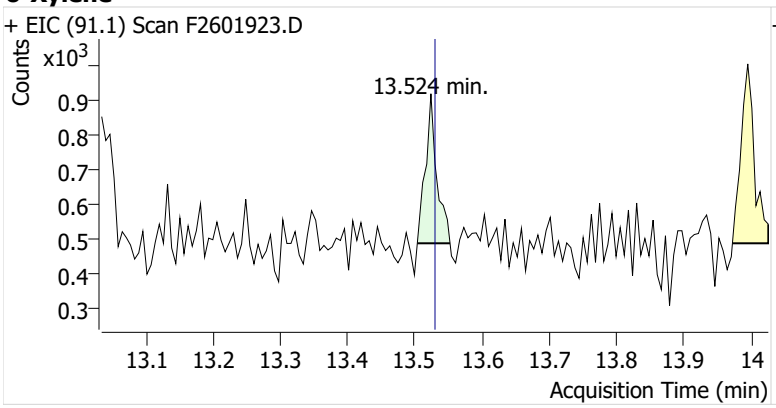
+ EIC (91.1) Scan F2601923.D
Counts
x10^3
0.9
0.8
0.7
0.6
0.5
0.4
0.3
13.524 min.
13.1
13.2
13.3
13.4
13.5
13.6
13.7
13.8
13.9
14
Acquisition Time (min)

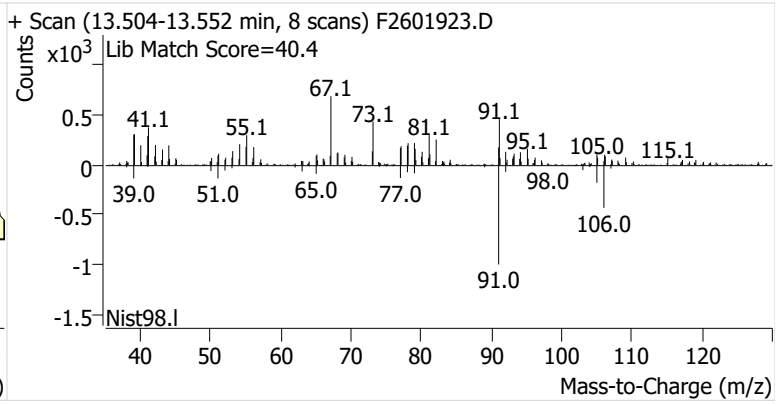
+ Scan (13.504-13.552 min, 8 scans) F2601923.D
Lib Match Score=40.4
Counts
x10^3
0.5
0
-0.5
-1
-1.5
41.1
55.1
67.1
73.1
81.1
91.1
95.1
105.0
115.1
39.0
51.0
65.0
77.0
98.0
106.0
91.0
Nist98.l
40
50
60
70
80
90
100
110
120
Mass-to-Charge (m/z)

Name	IRVSEA-9-S-20260304
Comment	C70045
Data File	F2601925.D
Acq. Date-Time	3/19/2026 9:00:31 PM
Acq. Method File	M325B-MTD
Tube Sorbent	Carbopack X
Analyze Quant Version	12.1
Report Quant Version	12.1

Sample Chromatogram

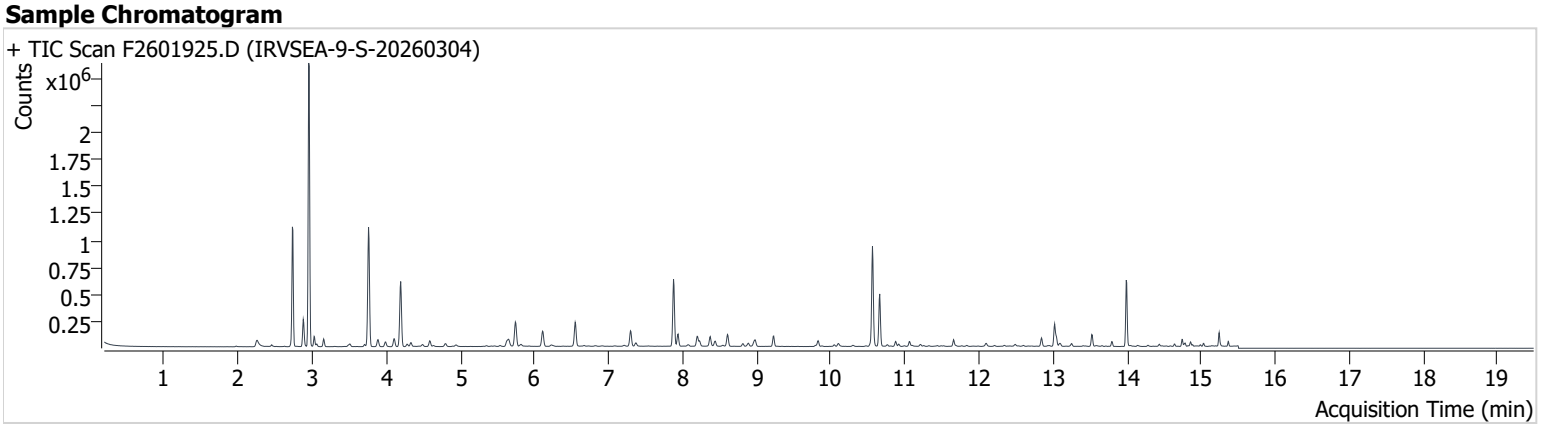

Name	ISTD	RT	ICAL RT	Resp.	Int. Flag
benzene-d6 (IS)		7.877	7.889	535,429	
Benzene	benzene-d6 (IS)	7.939	7.945	92,347	
Toluene-d8 (IS)		10.563	10.569	551,798	
Toluene	Toluene-d8 (IS)	10.661	10.667	302,240	
Ethylbenzene	Toluene-d8 (IS)	12.845	12.851	51,309	
m-/p-Xylenes	Toluene-d8 (IS)	13.022	13.028	153,284	
o-Xylene	Toluene-d8 (IS)	13.524	13.530	63,773	

benzene-d6 (IS)

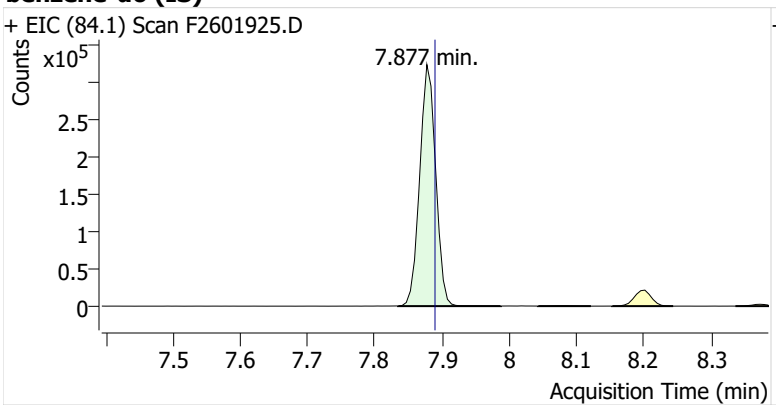

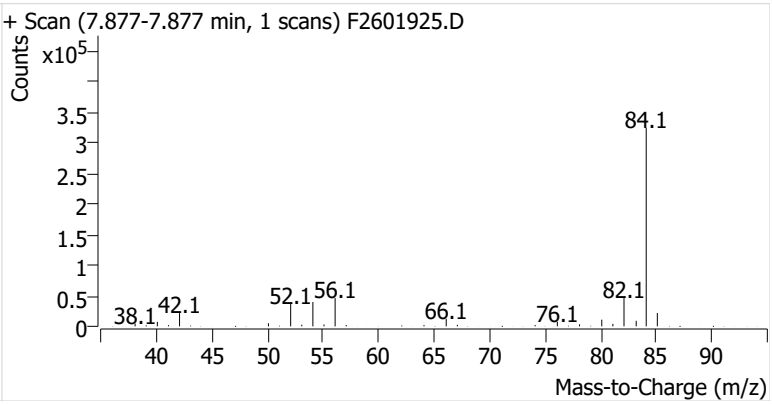

Benzene

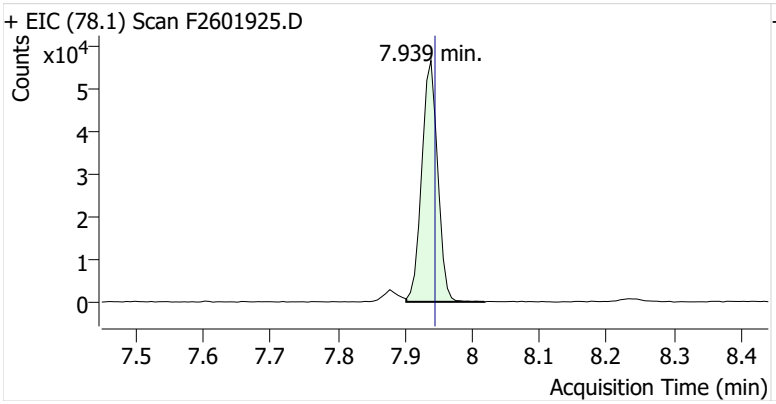

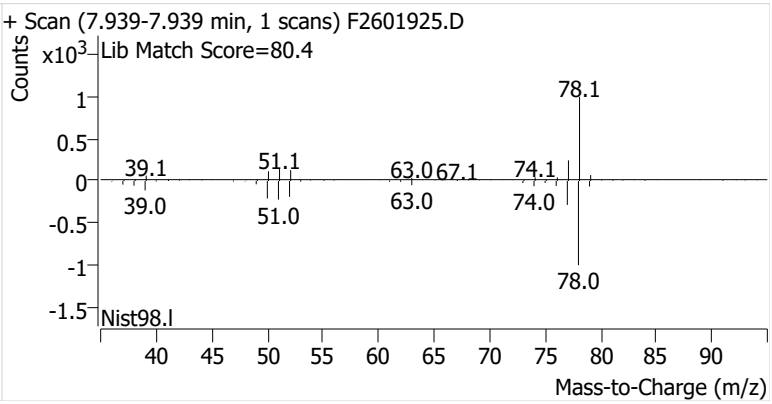

Toluene-d8 (IS)

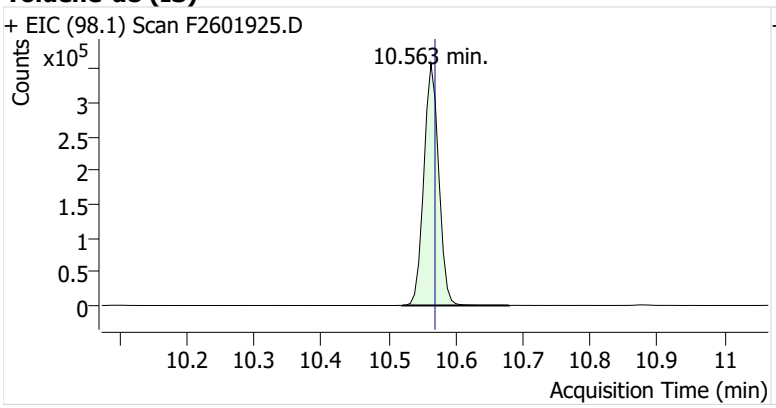

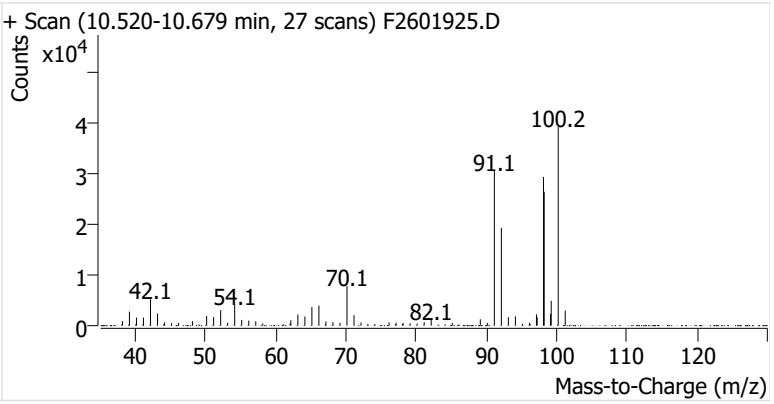

Toluene

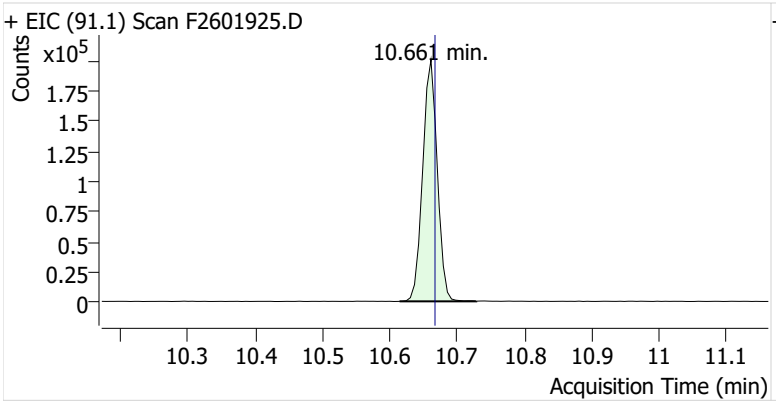

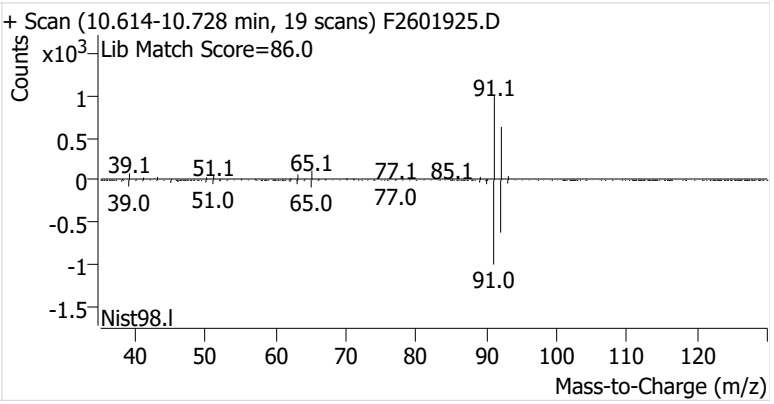

Ethylbenzene

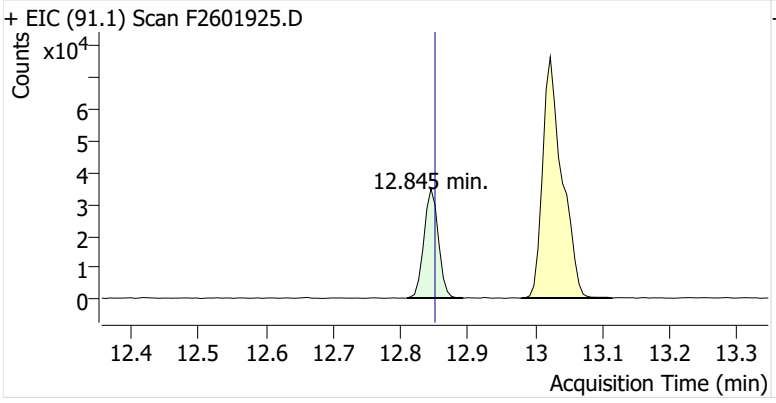

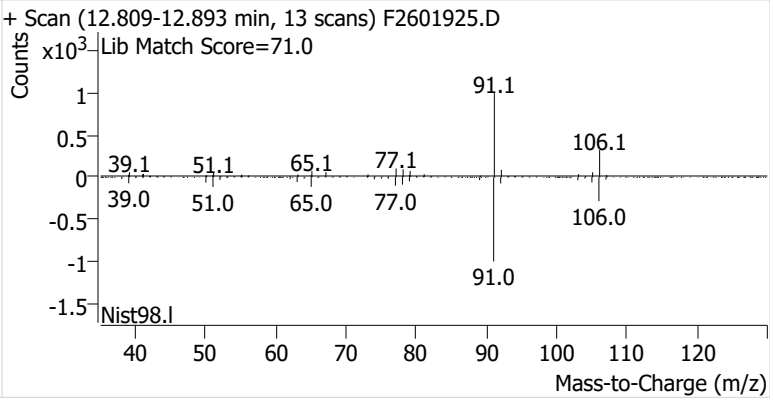

m-/p-Xylenes

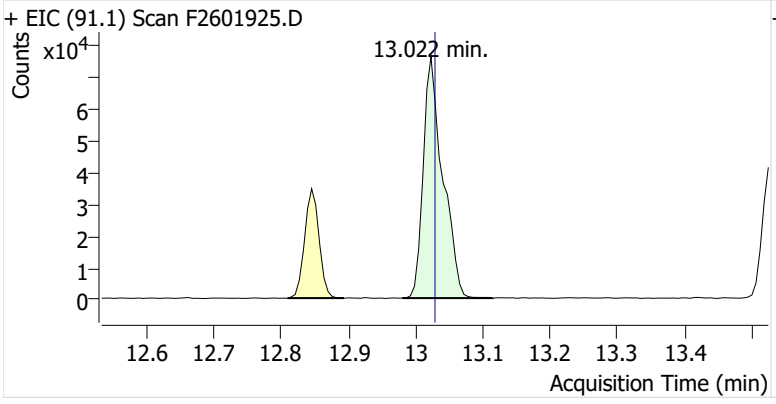

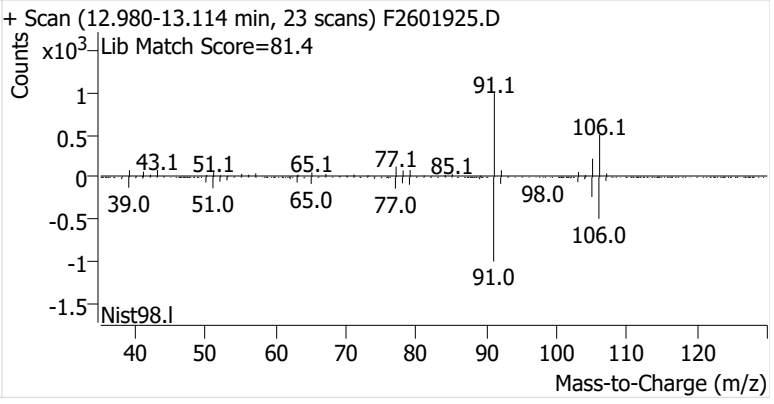

o-Xylene

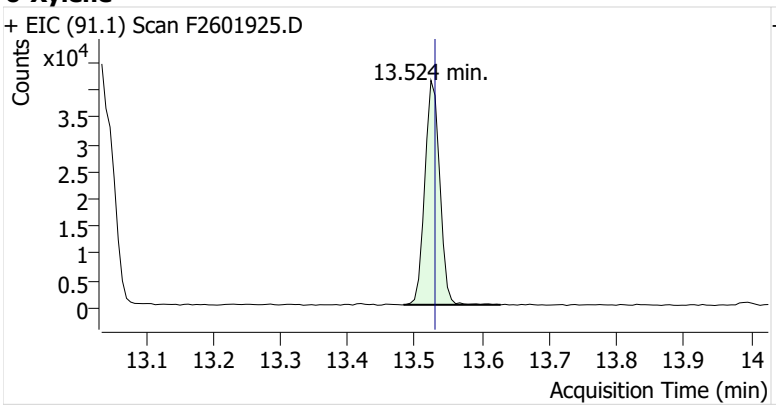
+ EIC (91.1) Scan F2601925.D
Counts
x10^4
13.524 min.
3.5
3
2.5
2
1.5
1
0.5
0
13.1 13.2 13.3 13.4 13.5 13.6 13.7 13.8 13.9 14
Acquisition Time (min)

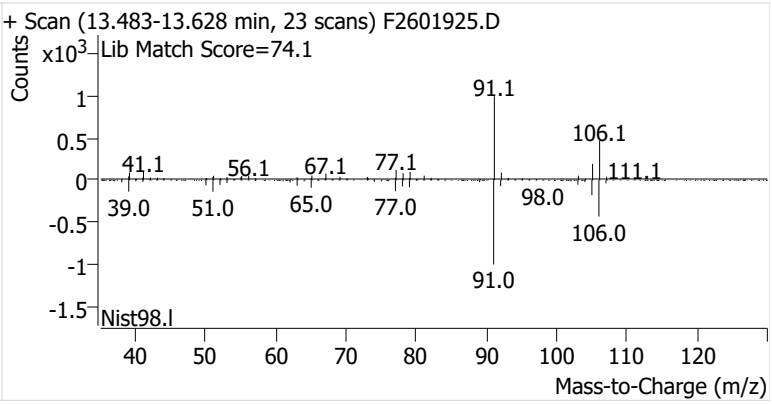
+ Scan (13.483-13.628 min, 23 scans) F2601925.D
Counts
x10^3
Lib Match Score=74.1
91.1
106.1
41.1
56.1
67.1
77.1
111.1
98.0
39.0
51.0
65.0
77.0
106.0
91.0
1
0.5
0
-0.5
-1
-1.5
Nist98.l
40 50 60 70 80 90 100 110 120
Mass-to-Charge (m/z)

Name	IRVSEA-10-S-20260304
Comment	C43881
Data File	F2601926.D
Acq. Date-Time	3/19/2026 9:25:53 PM
Acq. Method File	M325B-MTD
Tube Sorbent	Carbopack X
Analyze Quant Version	12.1
Report Quant Version	12.1

Sample Chromatogram

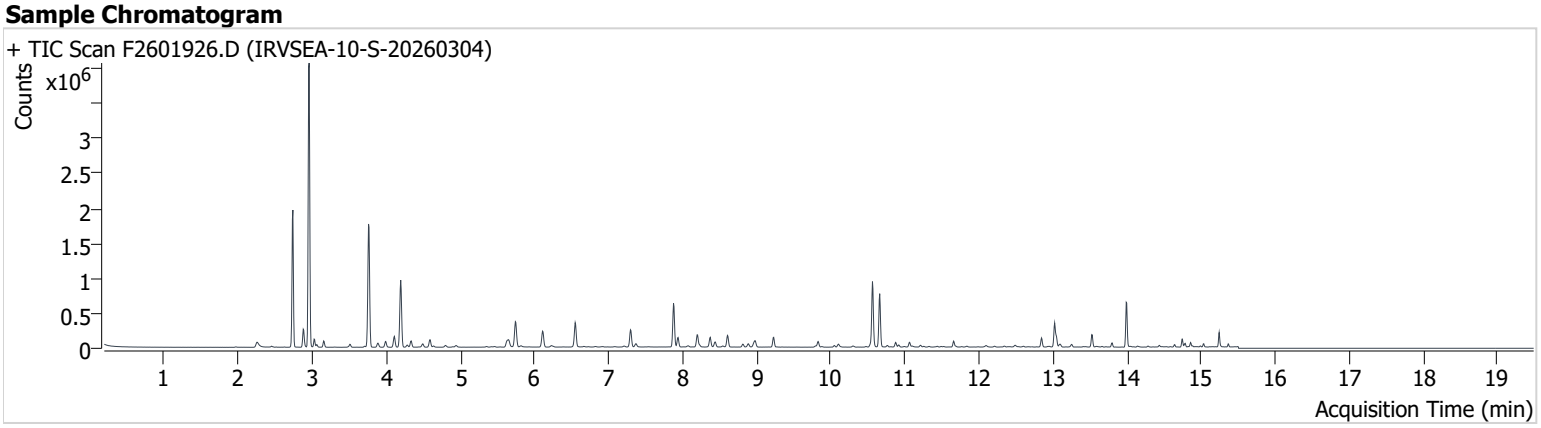

Name	ISTD	RT	ICAL RT	Resp.	Int. Flag
benzene-d6 (IS)		7.877	7.889	536,206	
Benzene	benzene-d6 (IS)	7.938	7.945	111,927	
Toluene-d8 (IS)		10.563	10.569	557,567	
Toluene	Toluene-d8 (IS)	10.661	10.667	478,806	
Ethylbenzene	Toluene-d8 (IS)	12.845	12.851	84,511	
m-/p-Xylenes	Toluene-d8 (IS)	13.022	13.028	253,710	
o-Xylene	Toluene-d8 (IS)	13.524	13.530	103,005	

benzene-d6 (IS)

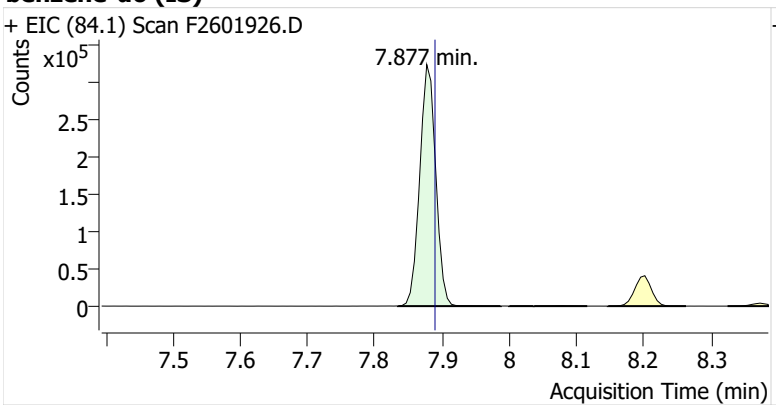

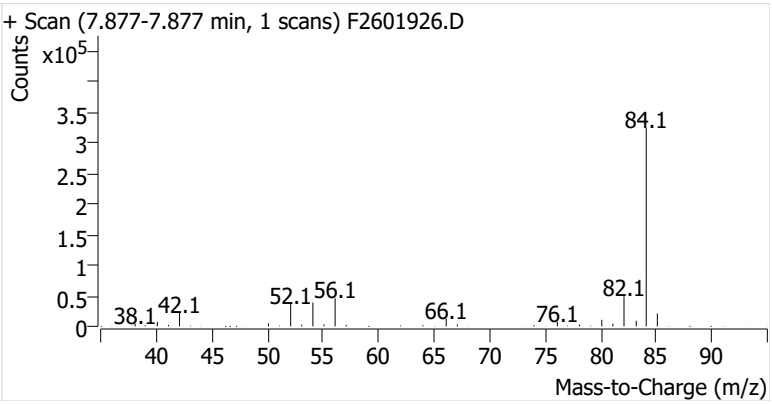

Benzene

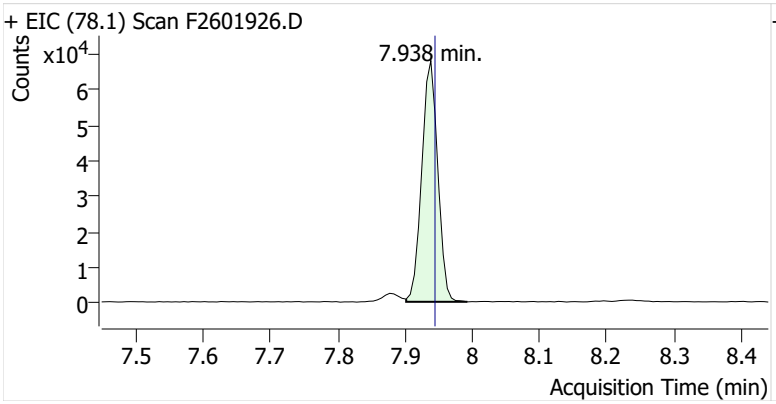

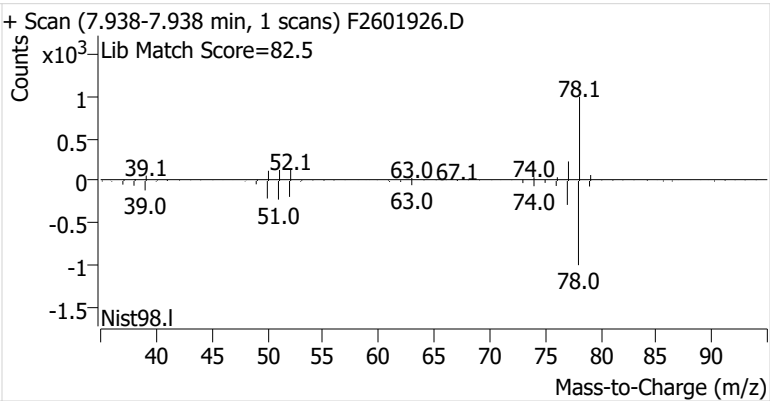

Toluene-d8 (IS)

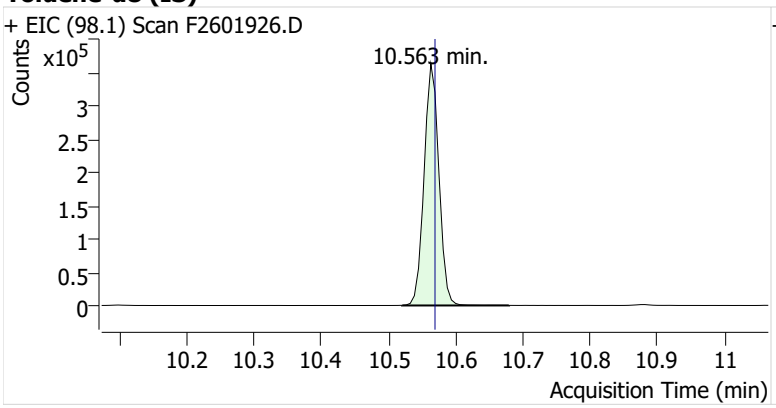

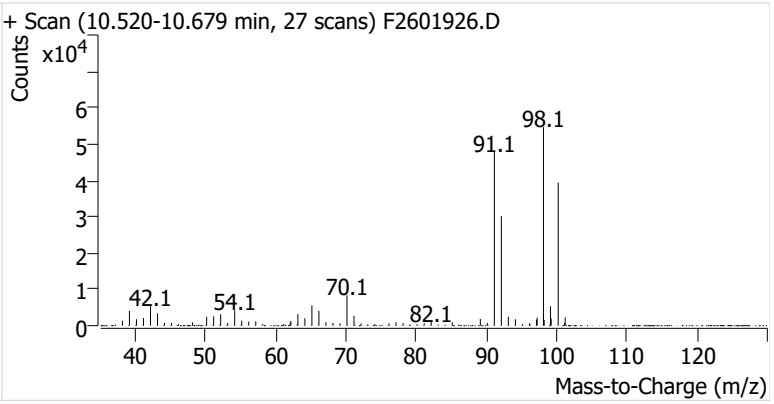

Toluene

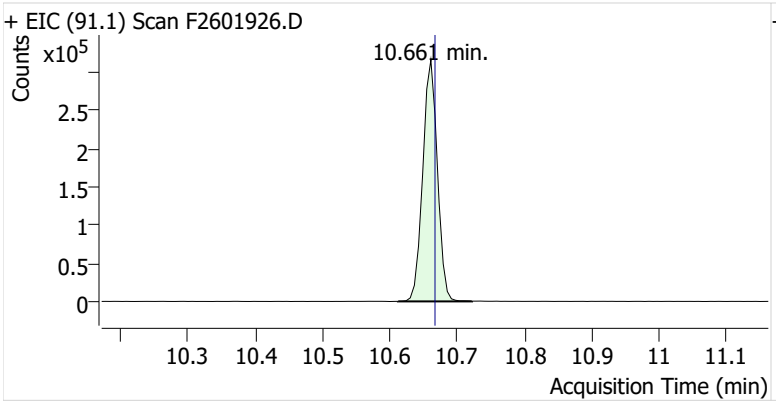

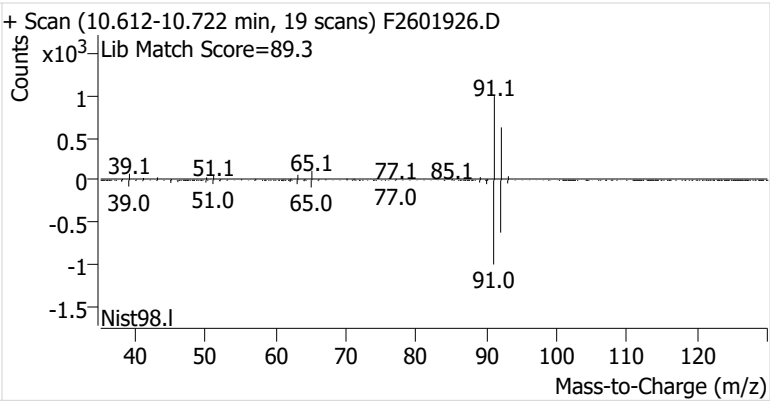

Ethylbenzene

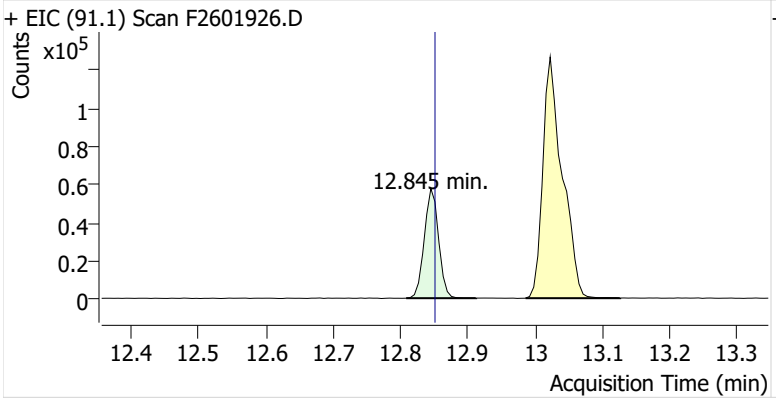

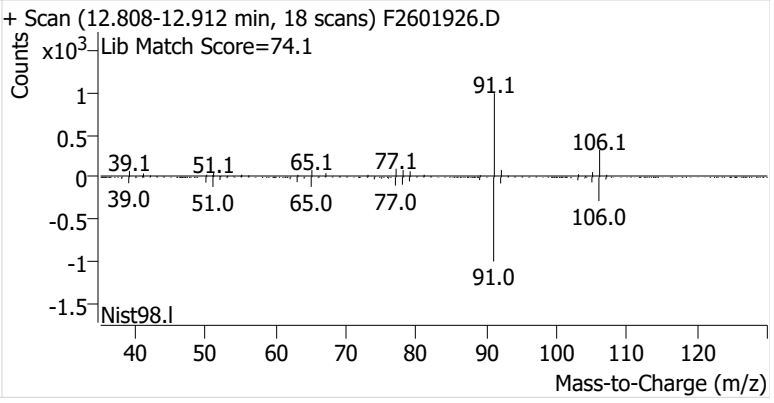

m-/p-Xylenes

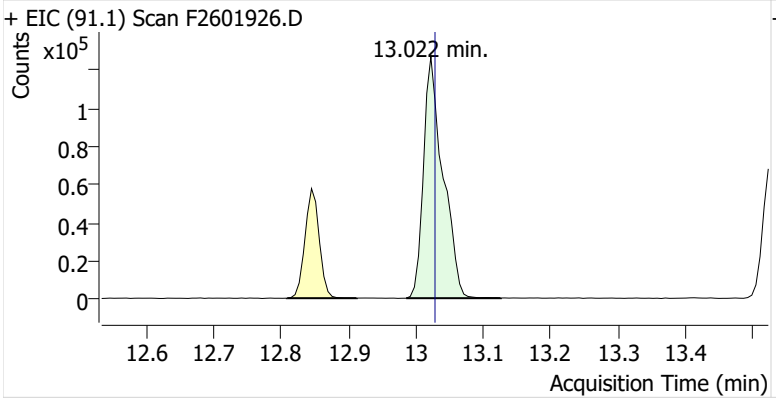

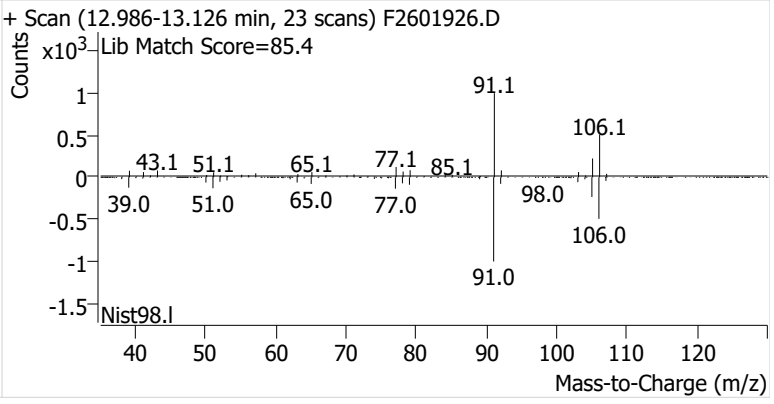

o-Xylene

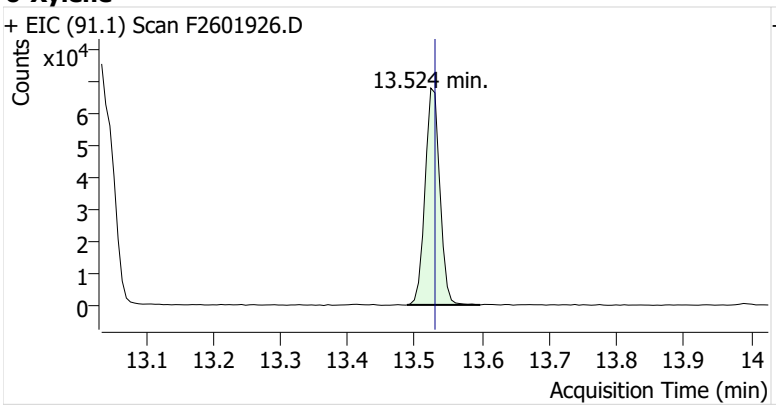
+ EIC (91.1) Scan F2601926.D
Counts
x10^4
13.524 min.
Acquisition Time (min)

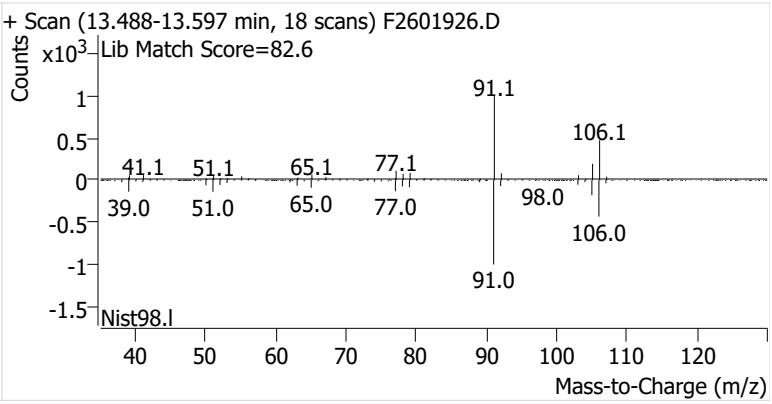
+ Scan (13.488-13.597 min, 18 scans) F2601926.D
Counts
x10^3
Lib Match Score=82.6
91.1
106.1
41.1
51.1
65.1
77.1
39.0
51.0
65.0
77.0
98.0
106.0
91.0
Nist98.l
Mass-to-Charge (m/z)

Name	IRVSEA-11-S-20260304
Comment	C00800
Data File	F2601927.D
Acq. Date-Time	3/19/2026 9:51:15 PM
Acq. Method File	M325B-MTD
Tube Sorbent	Carbopack X
Analyze Quant Version	12.1
Report Quant Version	12.1

Sample Chromatogram

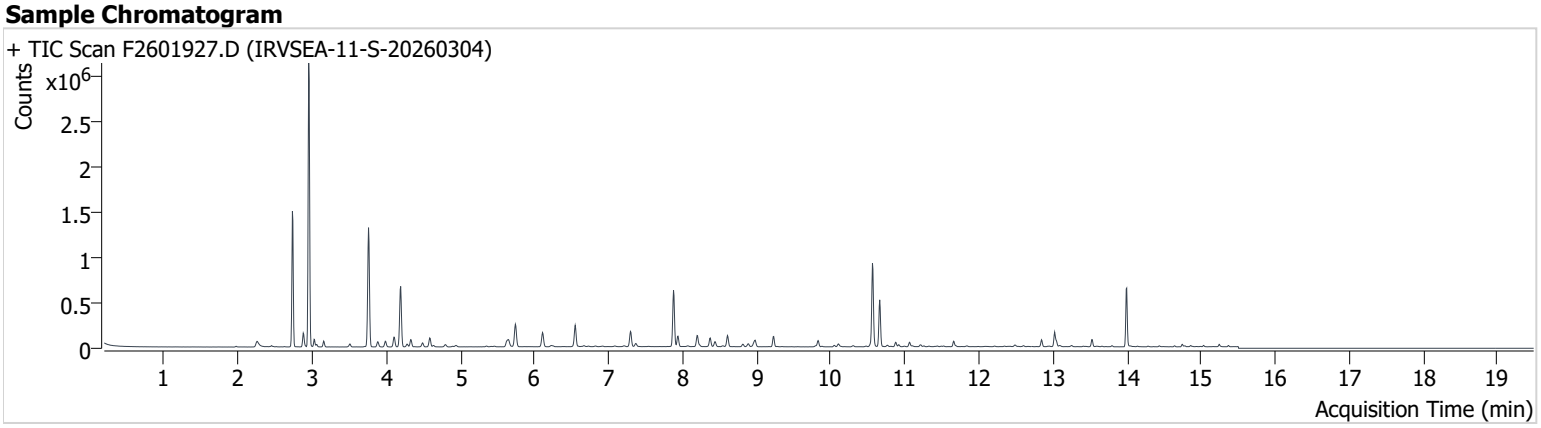

Name	ISTD	RT	ICAL RT	Resp.	Int. Flag
benzene-d6 (IS)		7.877	7.889	541,391	
Benzene	benzene-d6 (IS)	7.938	7.945	98,492	
Toluene-d8 (IS)		10.563	10.569	560,344	
Toluene	Toluene-d8 (IS)	10.661	10.667	327,383	
Ethylbenzene	Toluene-d8 (IS)	12.845	12.851	49,996	
m-/p-Xylenes	Toluene-d8 (IS)	13.022	13.028	114,698	
o-Xylene	Toluene-d8 (IS)	13.524	13.530	46,570	

benzene-d6 (IS)

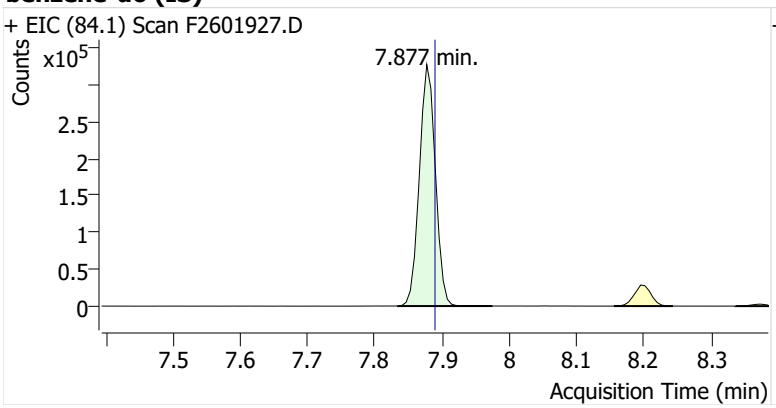

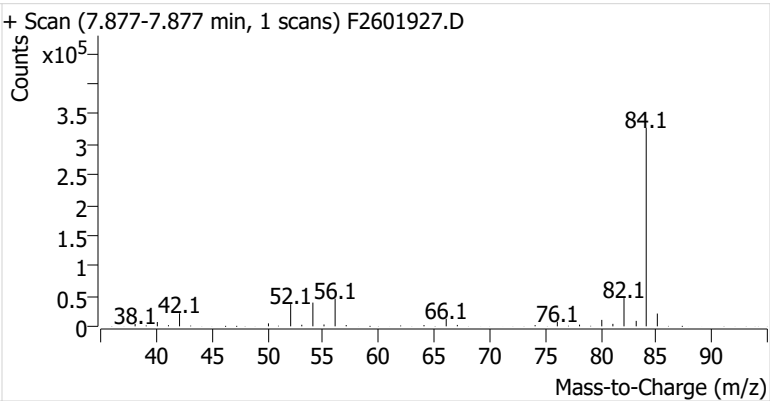

Benzene

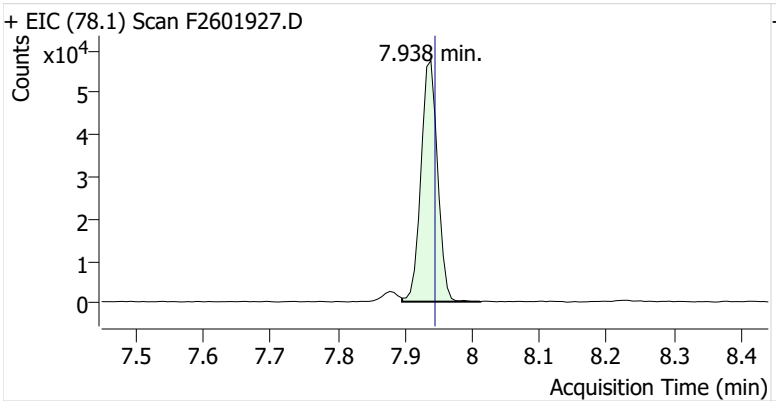

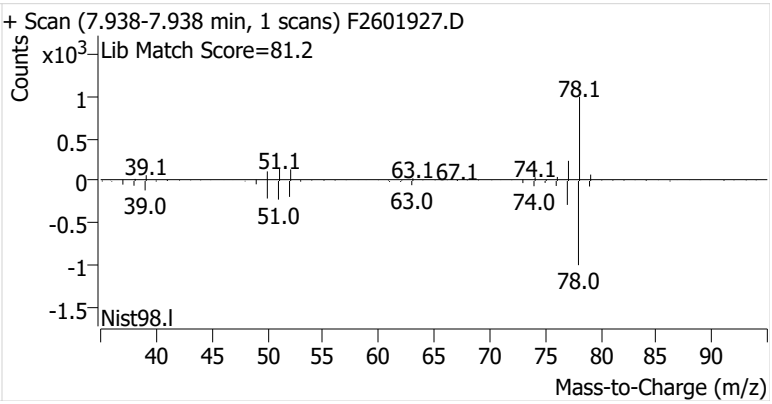

Toluene-d8 (IS)

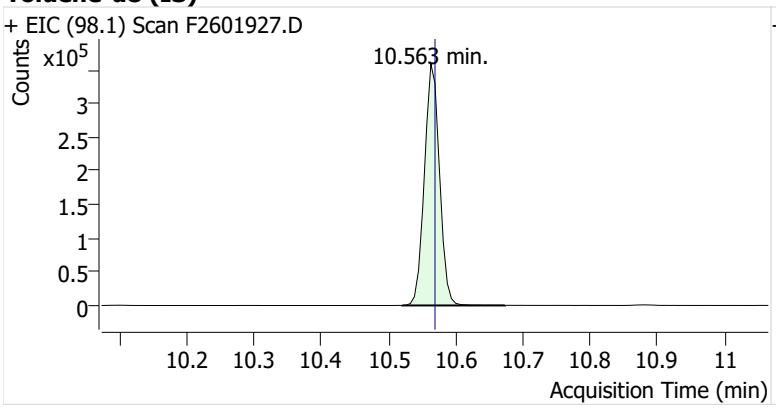

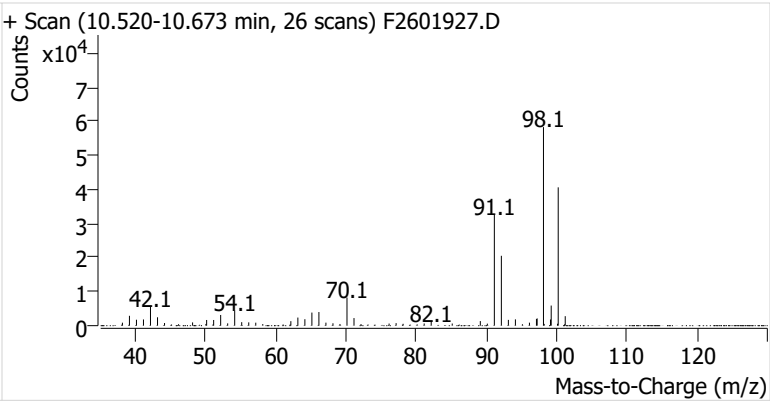

Toluene

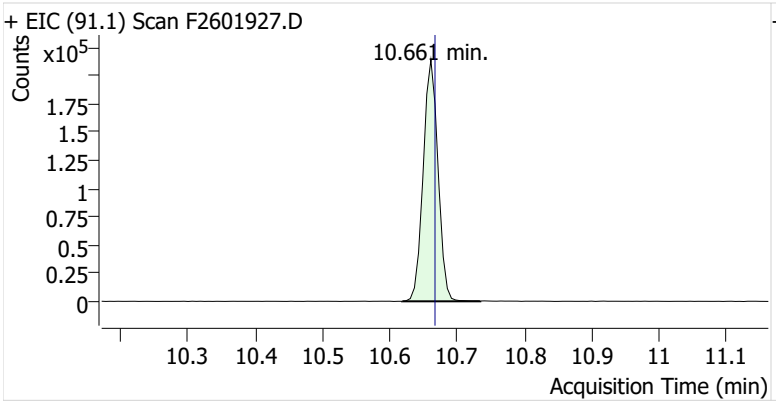

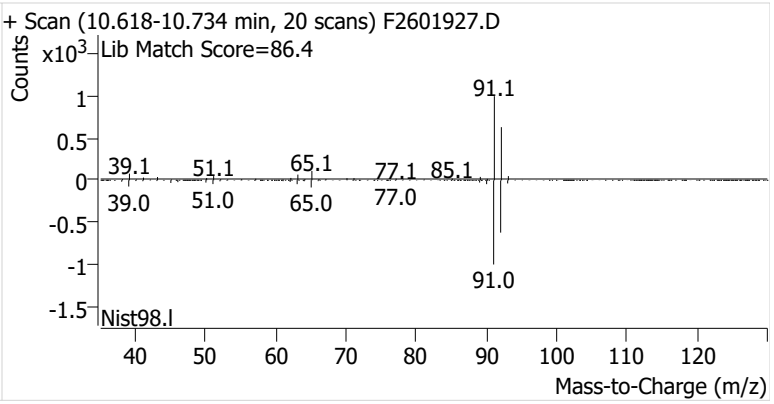

Ethylbenzene

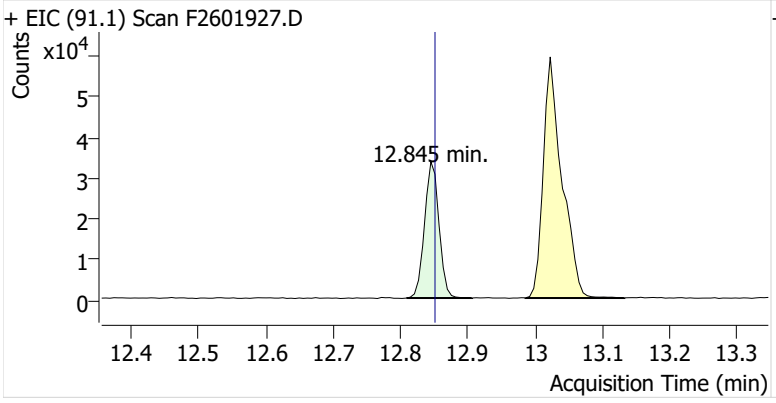

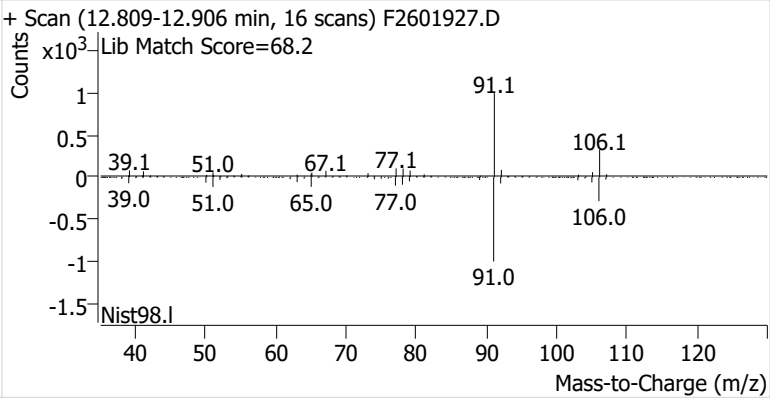

m-/p-Xylenes

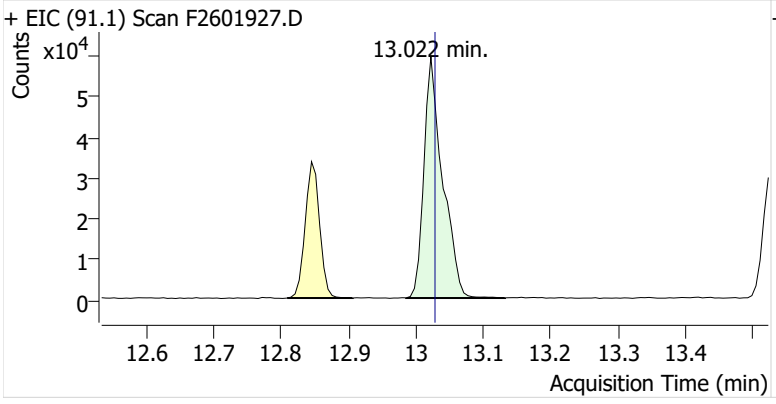

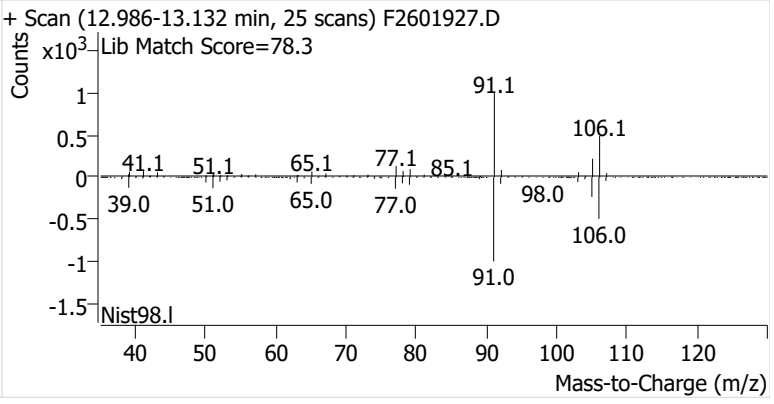

o-Xylene

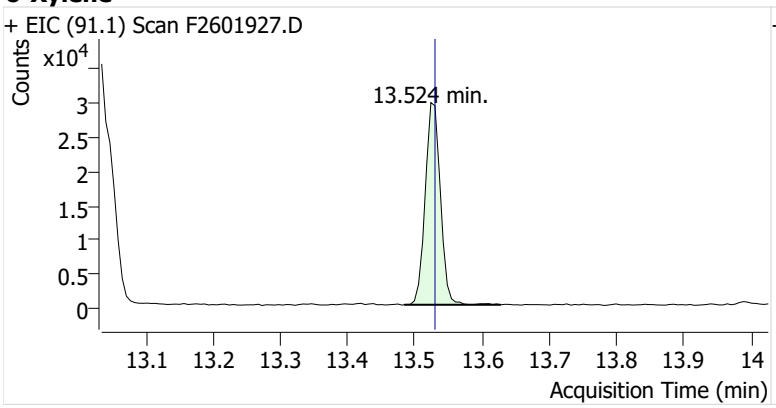
+ EIC (91.1) Scan F2601927.D
Counts
x10^4
13.524 min.
Acquisition Time (min)

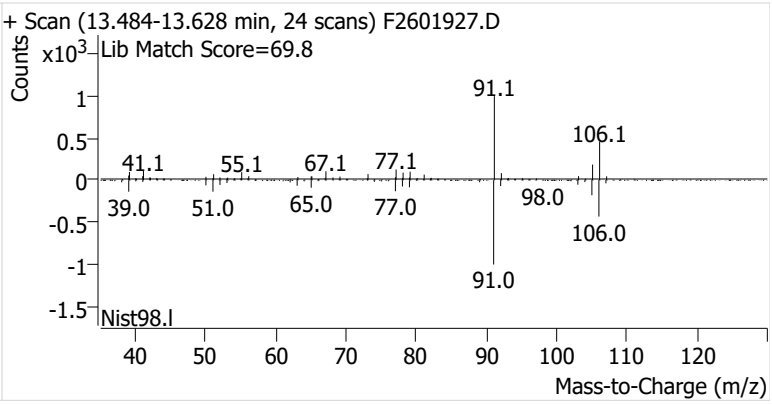
+ Scan (13.484-13.628 min, 24 scans) F2601927.D
Counts
x10^3
Lib Match Score=69.8
91.1
106.1
41.1
55.1
67.1
77.1
39.0
51.0
65.0
77.0
98.0
106.0
91.0
Nist98.l
Mass-to-Charge (m/z)

Name	IRVSEA-12-S-20260304
Comment	B45103
Data File	F2601928.D
Acq. Date-Time	3/19/2026 10:16:37 PM
Acq. Method File	M325B-MTD
Tube Sorbent	Carbopack X
Analyze Quant Version	12.1
Report Quant Version	12.1

Sample Chromatogram

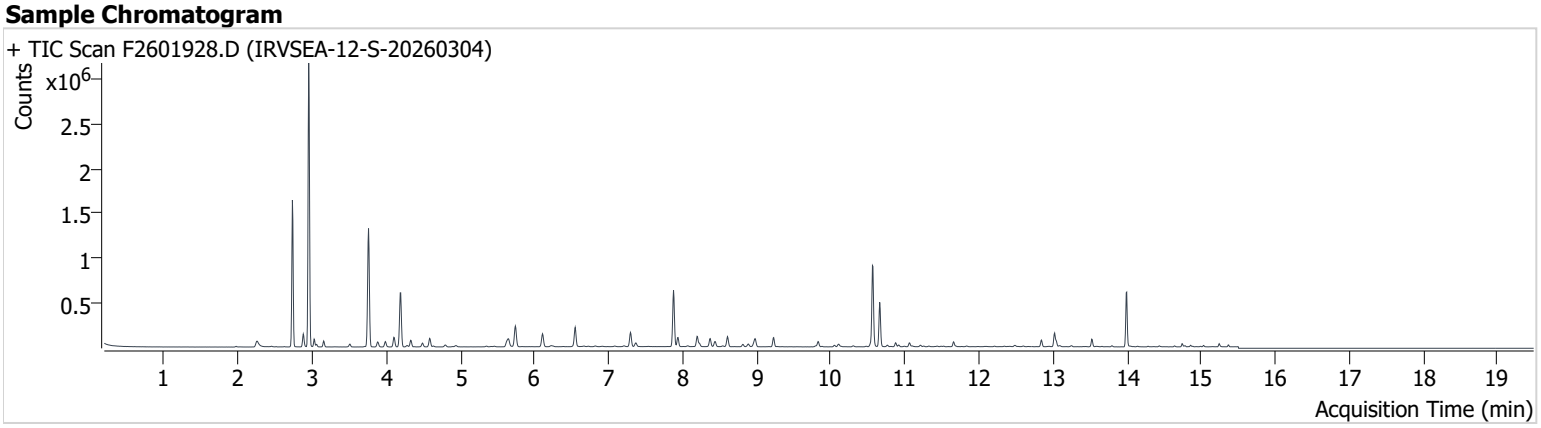

Name	ISTD	RT	ICAL RT	Resp.	Int. Flag
benzene-d6 (IS)		7.877	7.889	537,135	
Benzene	benzene-d6 (IS)	7.938	7.945	86,071	
Toluene-d8 (IS)		10.563	10.569	555,266	
Toluene	Toluene-d8 (IS)	10.661	10.667	302,282	
Ethylbenzene	Toluene-d8 (IS)	12.845	12.851	50,629	
m-/p-Xylenes	Toluene-d8 (IS)	13.022	13.028	112,243	
o-Xylene	Toluene-d8 (IS)	13.524	13.530	47,409	

benzene-d6 (IS)

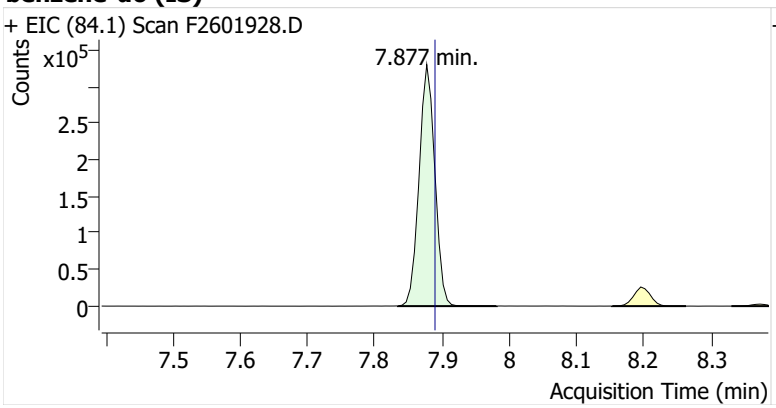

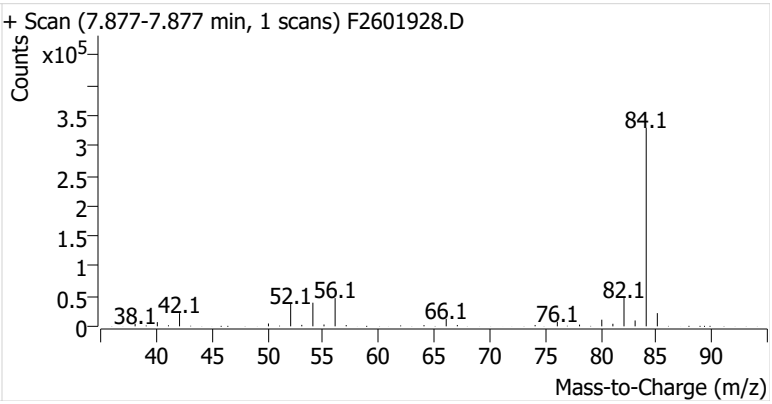

Benzene

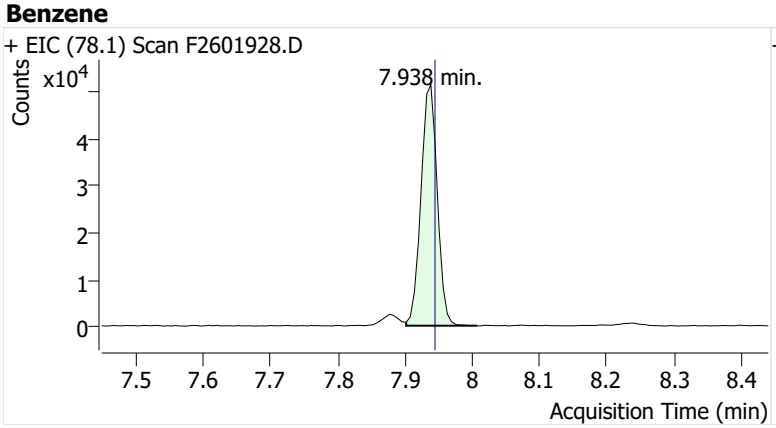

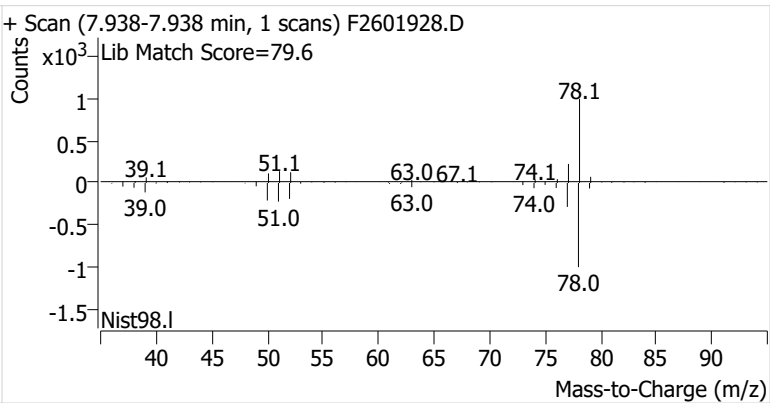

Toluene-d8 (IS)

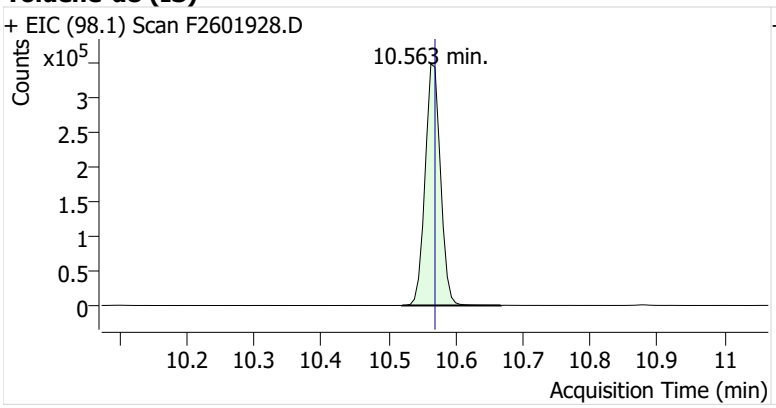

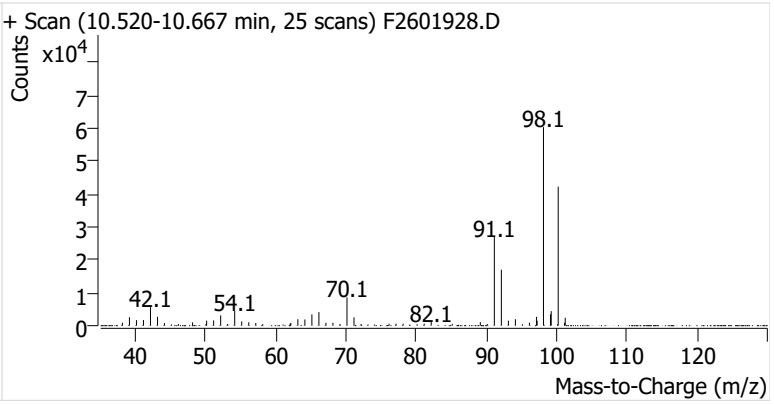

Toluene

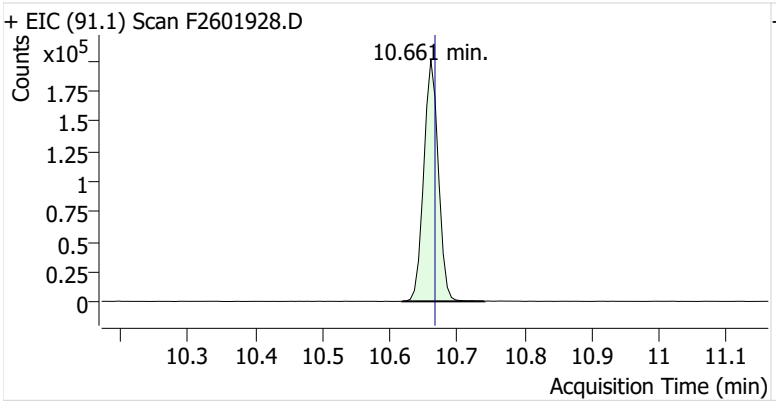

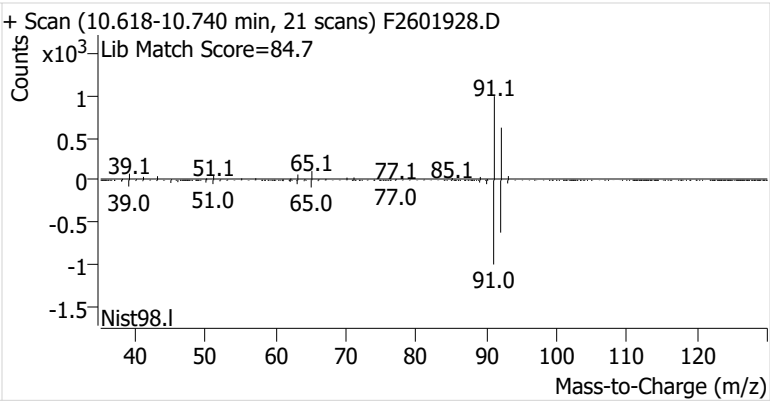

Ethylbenzene

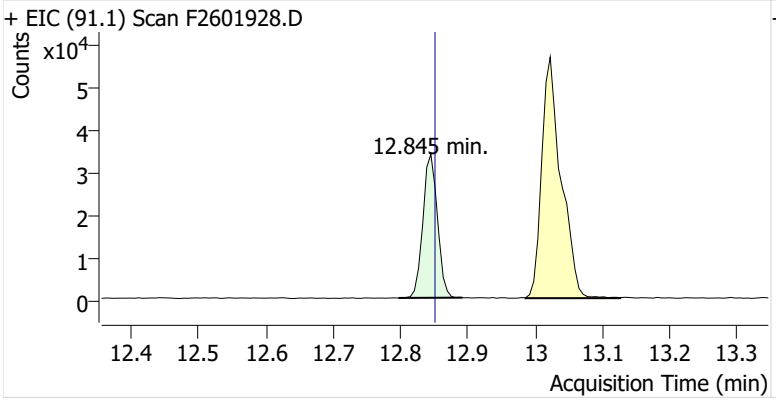

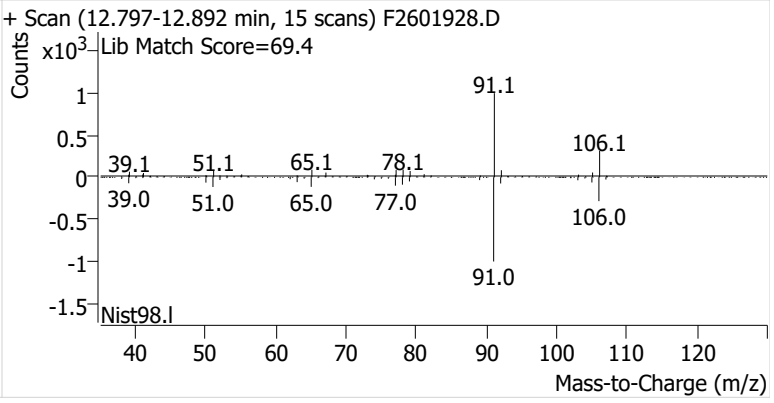

m-/p-Xylenes

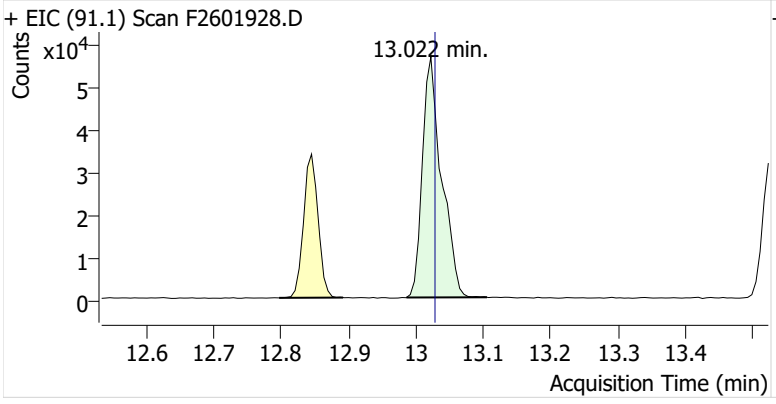

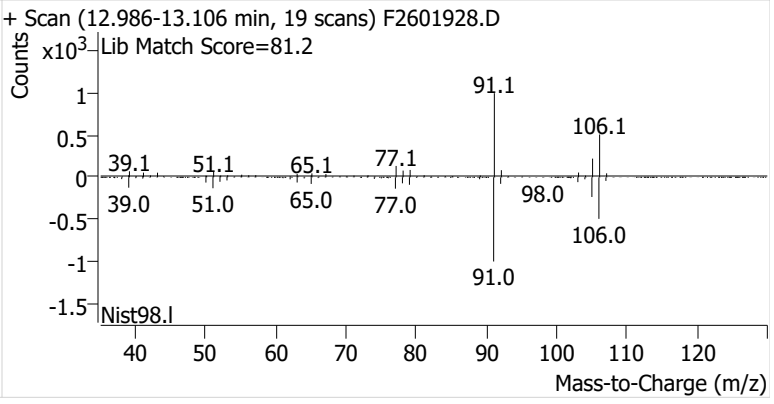

o-Xylene

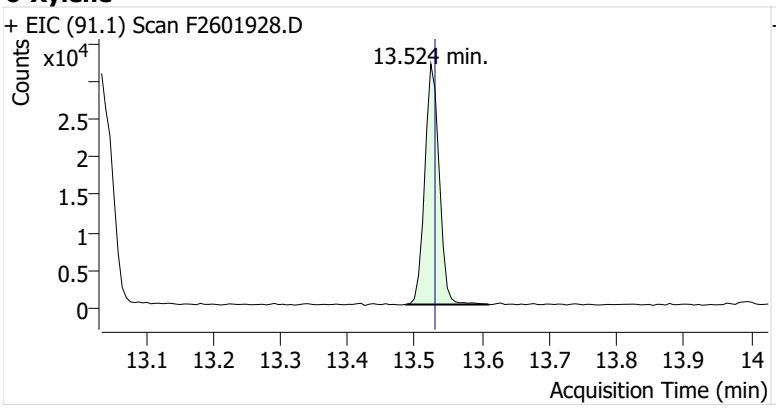
+ EIC (91.1) Scan F2601928.D
Counts
x10^4
13.524 min.
2.5
2
1.5
1
0.5
0
13.1 13.2 13.3 13.4 13.5 13.6 13.7 13.8 13.9 14
Acquisition Time (min)

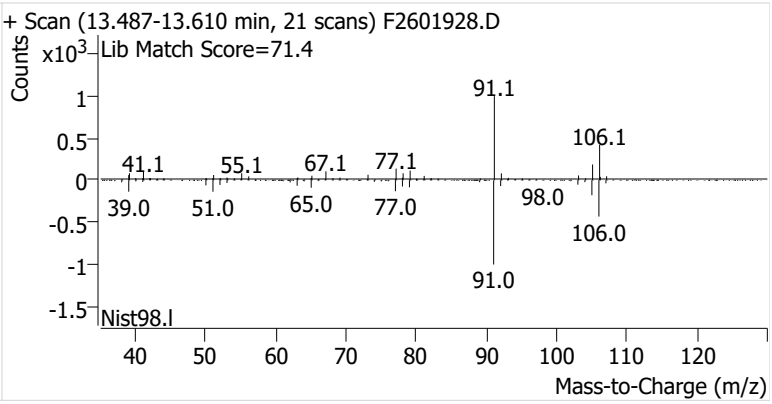
+ Scan (13.487-13.610 min, 21 scans) F2601928.D
Counts
x10^3
Lib Match Score=71.4
91.1
106.1
41.1
55.1
67.1
77.1
98.0
39.0
51.0
65.0
77.0
106.0
91.0
1
0.5
0
-0.5
-1
-1.5
Nist98.l
40 50 60 70 80 90 100 110 120
Mass-to-Charge (m/z)

Name	IRVSEA-13-S-20260304
Comment	C33294
Data File	F2601929.D
Acq. Date-Time	3/19/2026 10:42:42 PM
Acq. Method File	M325B-MTD
Tube Sorbent	Carbopack X
Analyze Quant Version	12.1
Report Quant Version	12.1

Sample Chromatogram

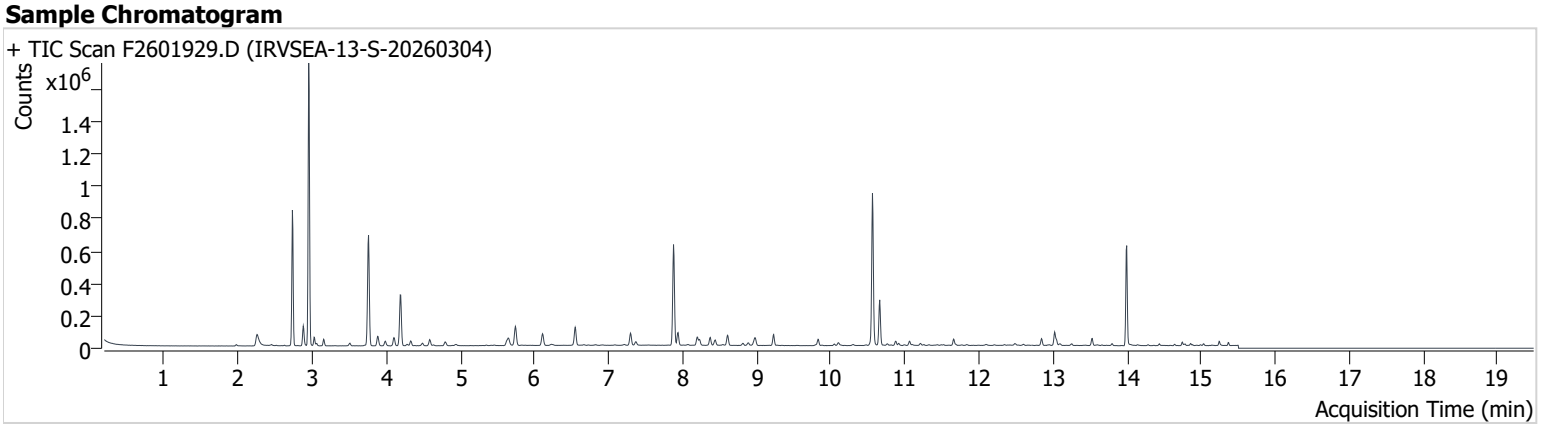

Name	ISTD	RT	ICAL RT	Resp.	Int. Flag
benzene-d6 (IS)		7.877	7.889	535,344	
Benzene	benzene-d6 (IS)	7.938	7.945	65,785	
Toluene-d8 (IS)		10.563	10.569	555,659	
Toluene	Toluene-d8 (IS)	10.661	10.667	173,719	
Ethylbenzene	Toluene-d8 (IS)	12.845	12.851	27,900	
m-/p-Xylenes	Toluene-d8 (IS)	13.022	13.028	62,247	
o-Xylene	Toluene-d8 (IS)	13.530	13.530	24,846	

benzene-d6 (IS)

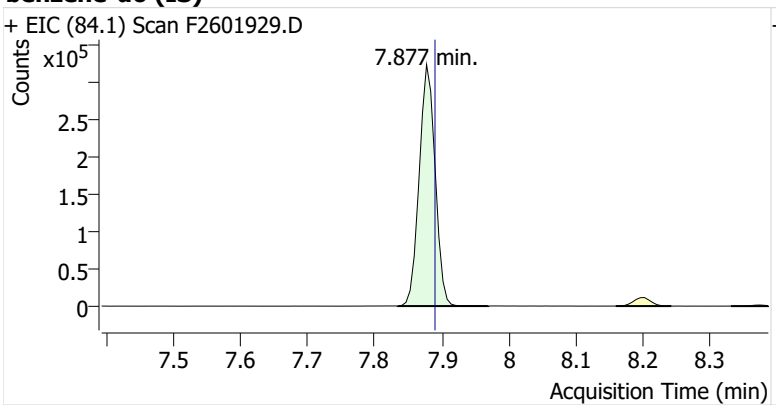

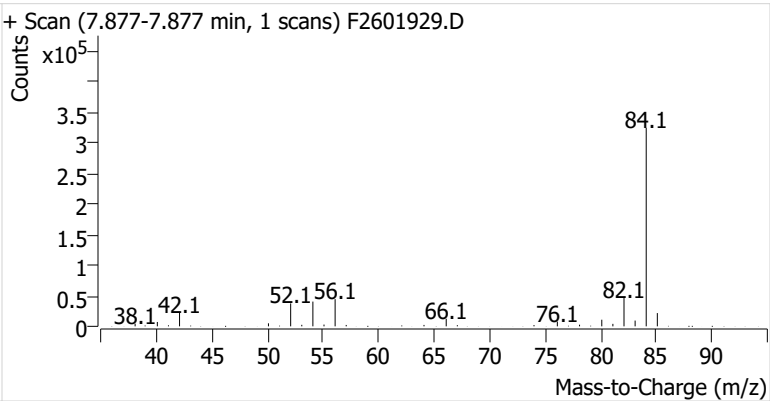

Benzene

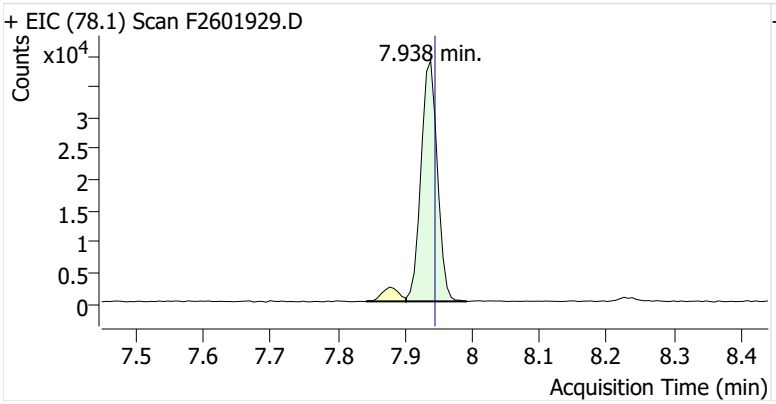

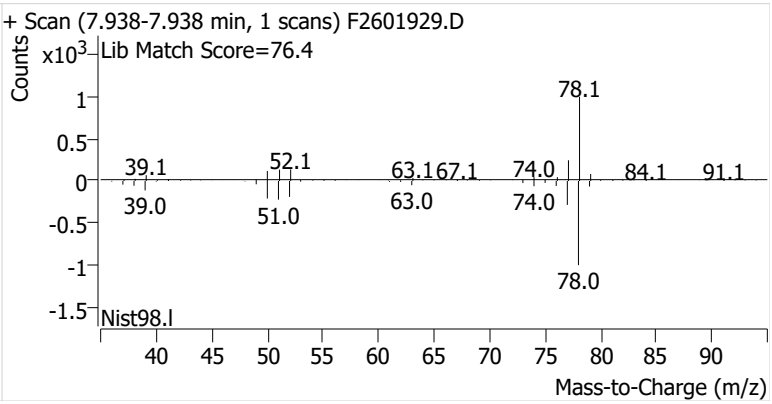

Toluene-d8 (IS)

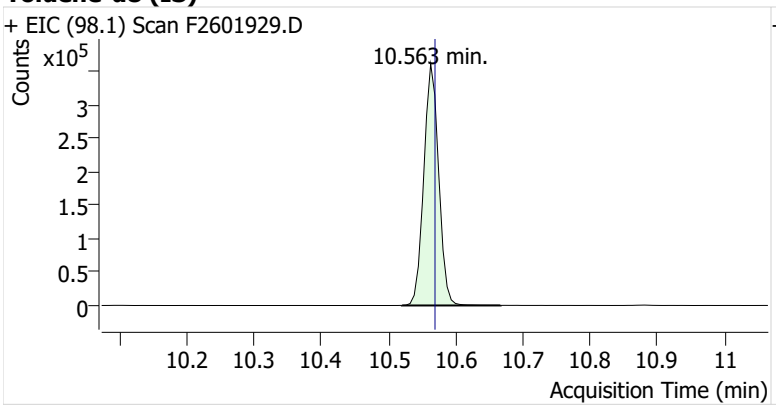

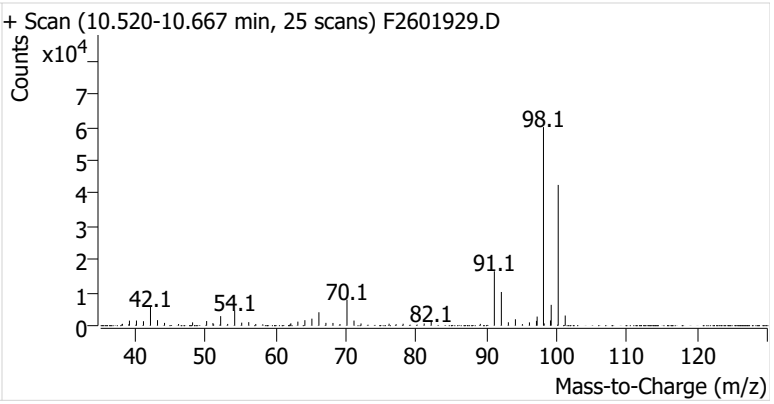

Toluene

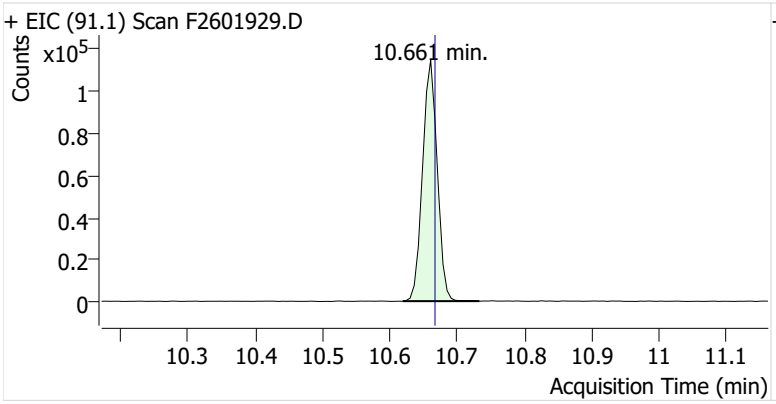

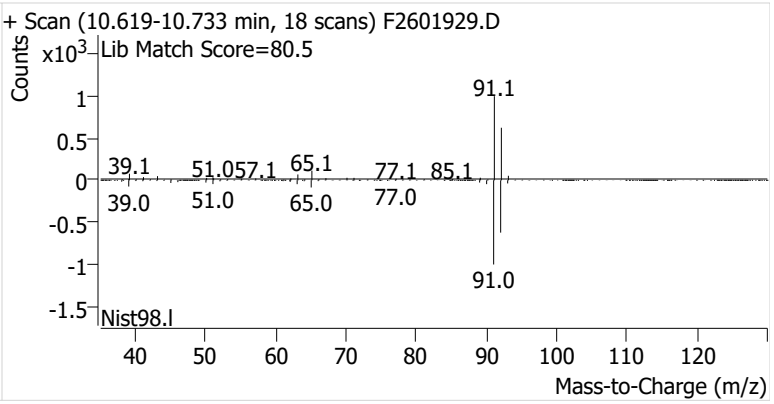

Ethylbenzene

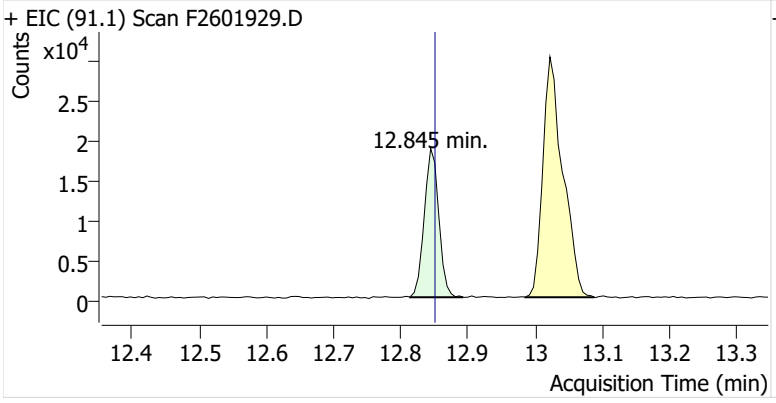

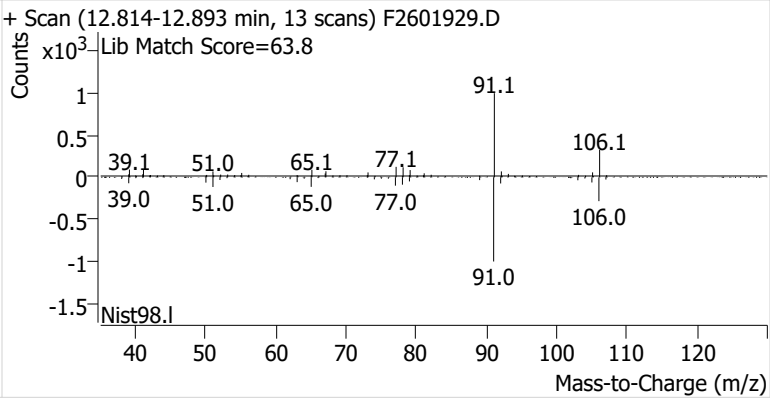

m-/p-Xylenes

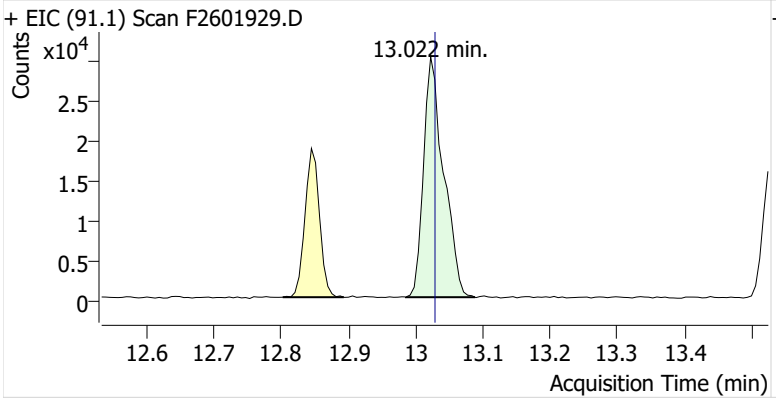

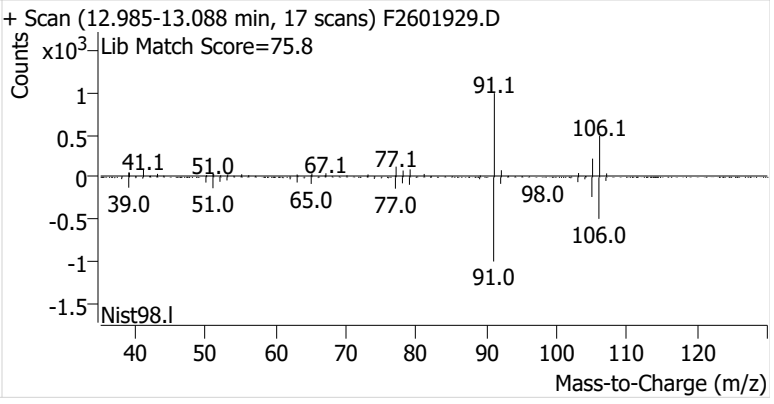

o-Xylene

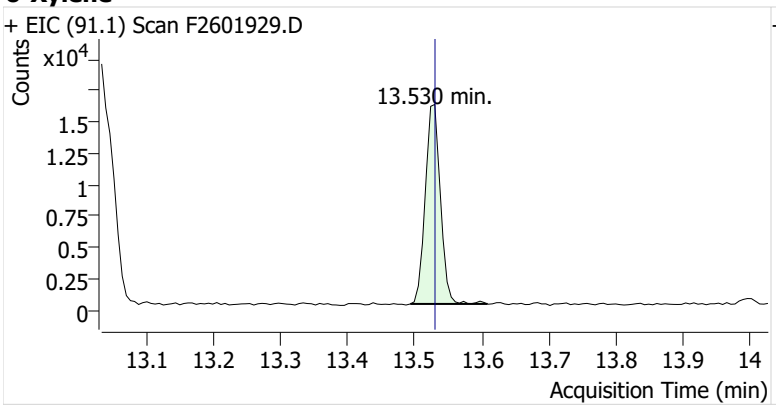
+ EIC (91.1) Scan F2601929.D
Counts
x10^4
13.530 min.
1.5
1.25
1
0.75
0.5
0.25
0
13.1 13.2 13.3 13.4 13.5 13.6 13.7 13.8 13.9 14
Acquisition Time (min)

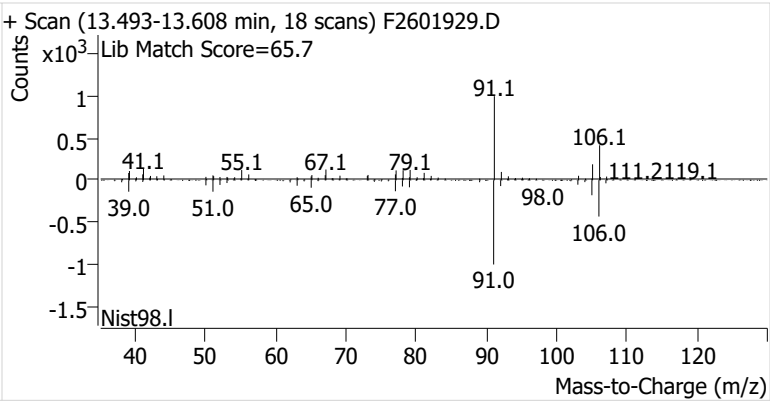
+ Scan (13.493-13.608 min, 18 scans) F2601929.D
Counts
x10^3
Lib Match Score=65.7
91.1
106.1
41.1
55.1
67.1
79.1
111.2119.1
98.0
39.0
51.0
65.0
77.0
106.0
91.0
1
0.5
0
-0.5
-1
-1.5
Nist98.l
40 50 60 70 80 90 100 110 120
Mass-to-Charge (m/z)

Name	IRVSEA-14-S-20260304
Comment	C71693
Data File	F2601930.D
Acq. Date-Time	3/19/2026 11:08:07 PM
Acq. Method File	M325B-MTD
Tube Sorbent	Carbopack X
Analyze Quant Version	12.1
Report Quant Version	12.1

Sample Chromatogram

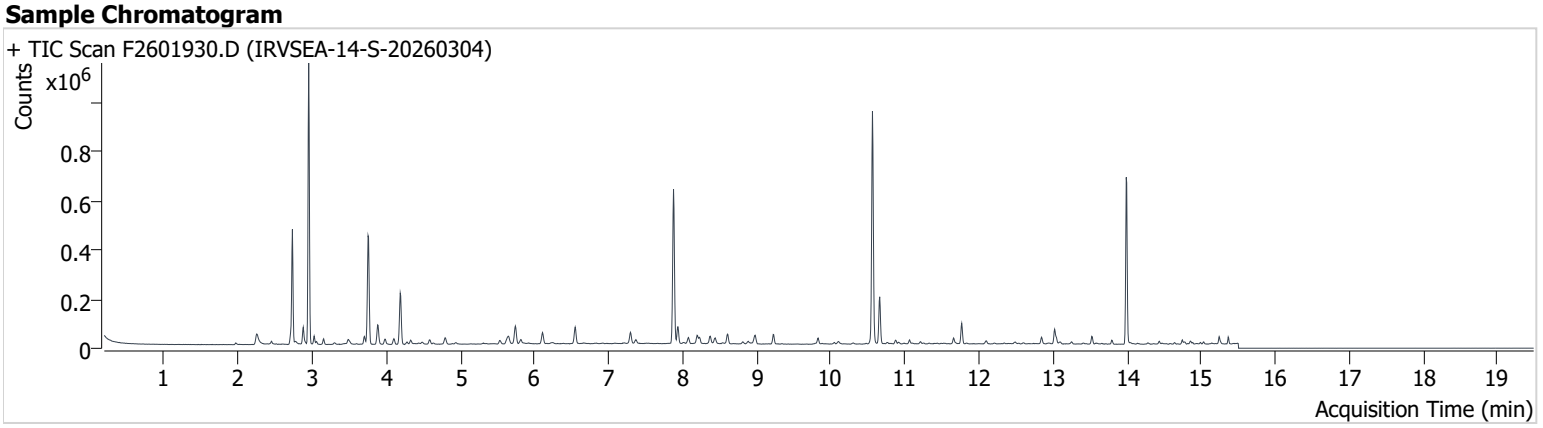

Name	ISTD	RT	ICAL RT	Resp.	Int. Flag
benzene-d6 (IS)		7.877	7.889	541,570	
Benzene	benzene-d6 (IS)	7.939	7.945	57,722	
Toluene-d8 (IS)		10.563	10.569	561,683	
Toluene	Toluene-d8 (IS)	10.661	10.667	120,188	
Ethylbenzene	Toluene-d8 (IS)	12.845	12.851	16,287	
m-/p-Xylenes	Toluene-d8 (IS)	13.022	13.028	43,169	
o-Xylene	Toluene-d8 (IS)	13.524	13.530	17,625	

benzene-d6 (IS)

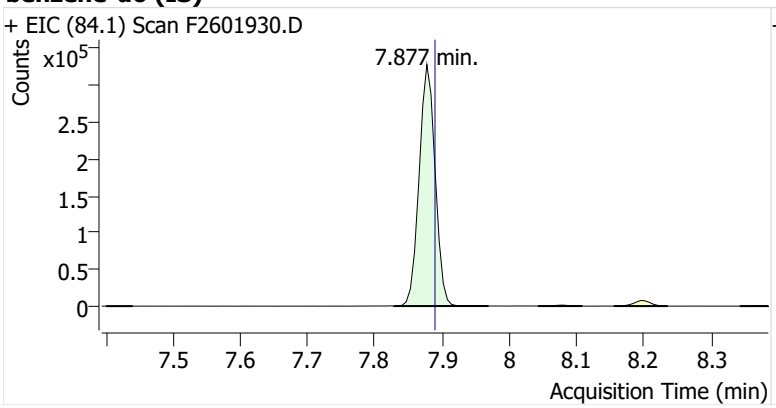

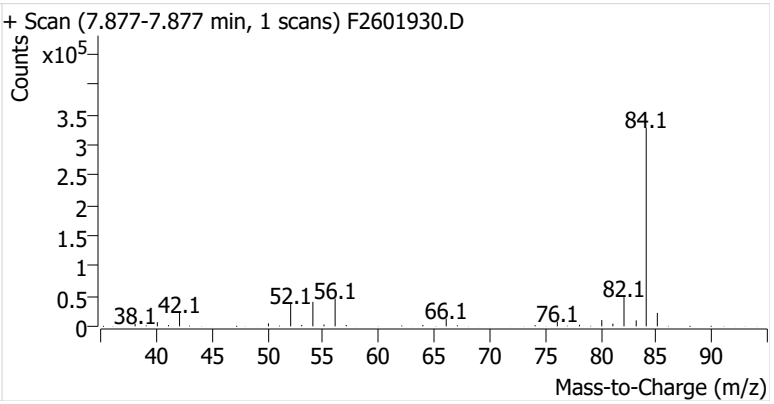

Benzene

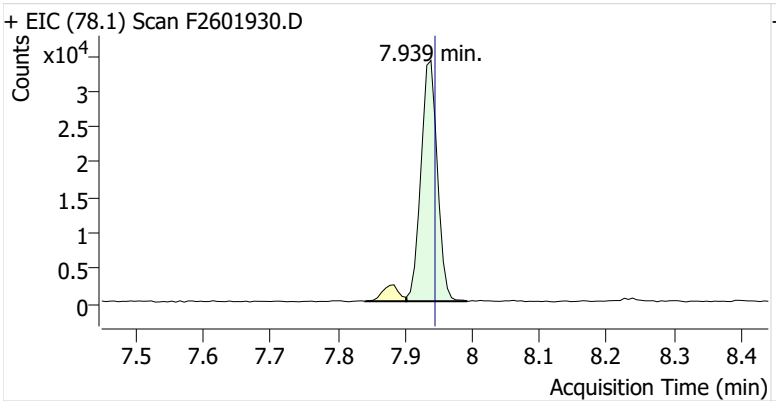

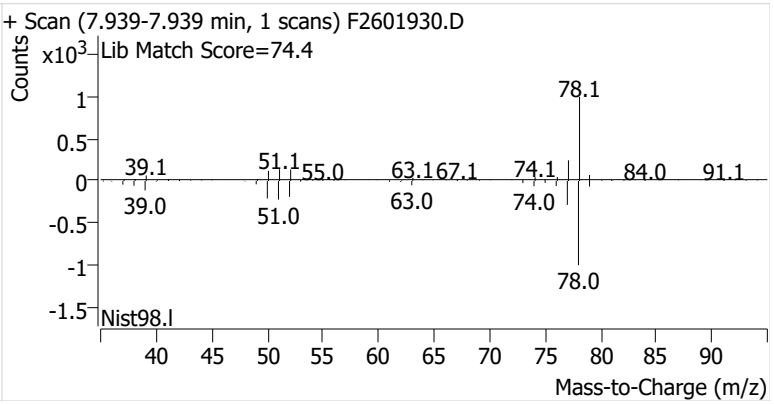

Toluene-d8 (IS)

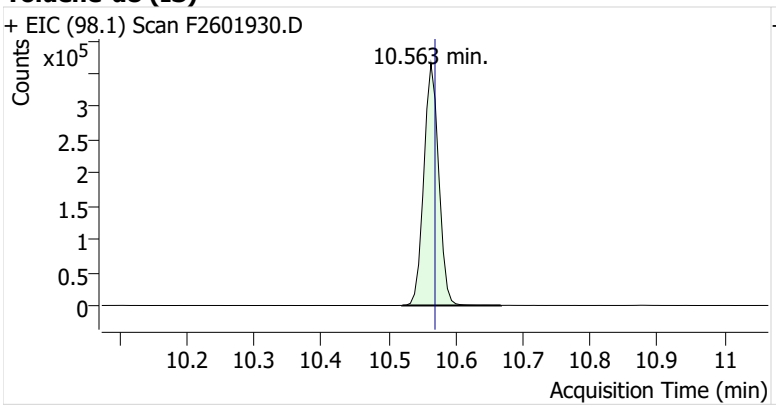

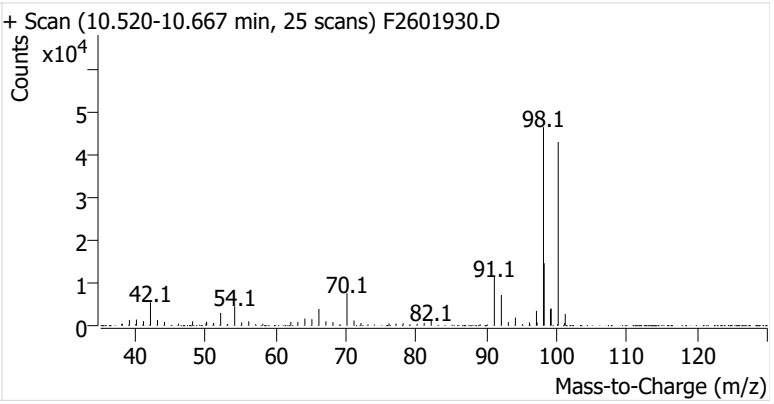

Toluene

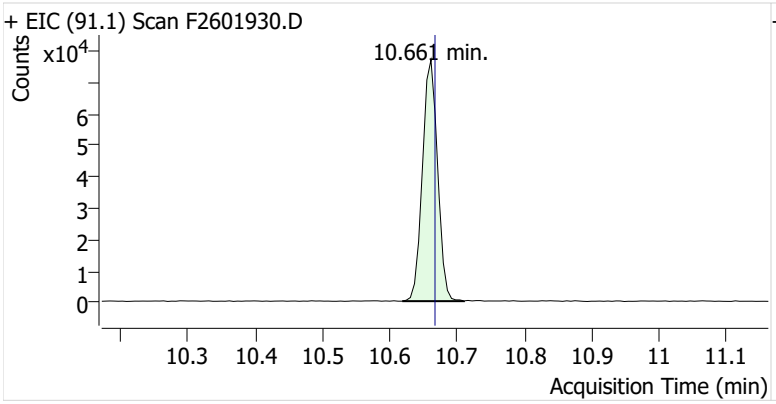

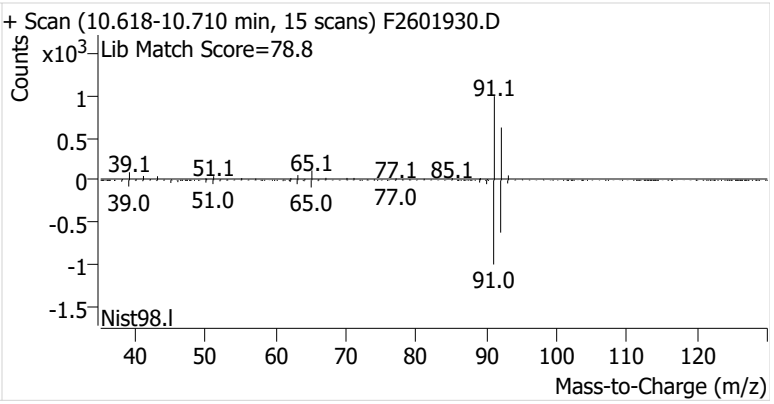

Ethylbenzene

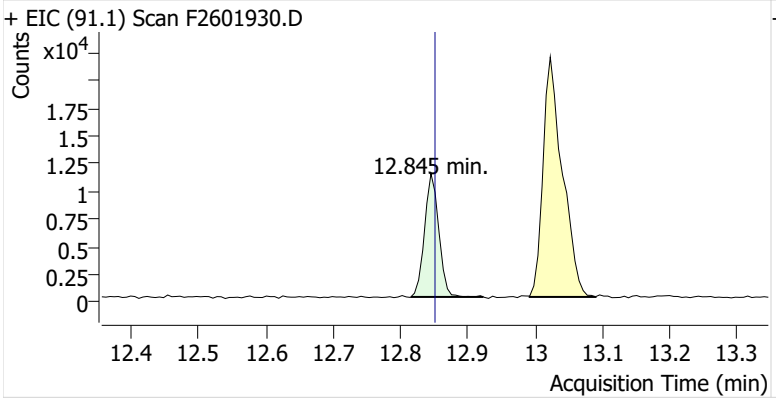

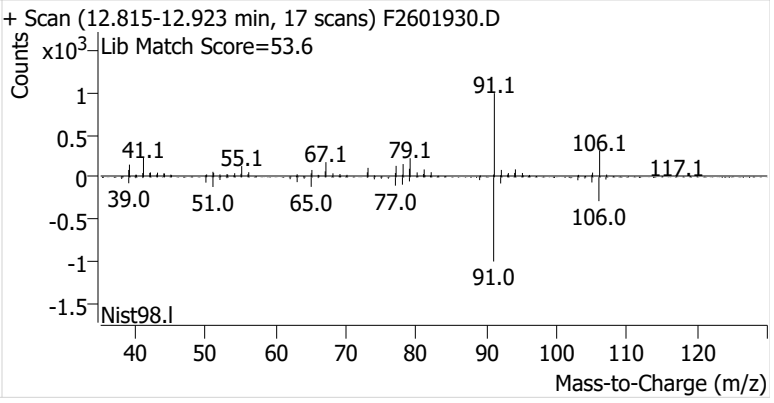

m-/p-Xylenes

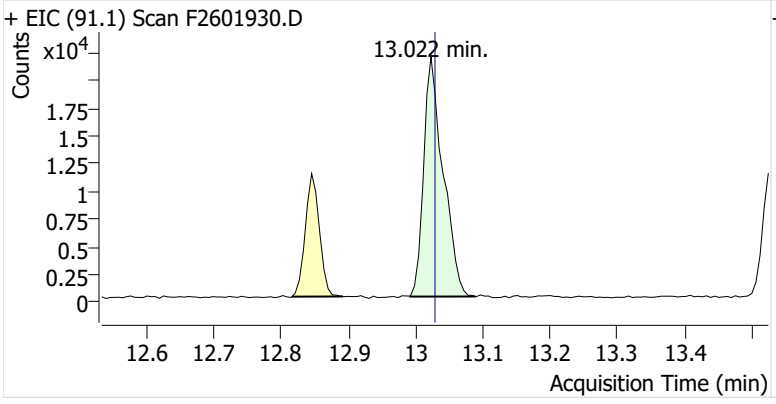

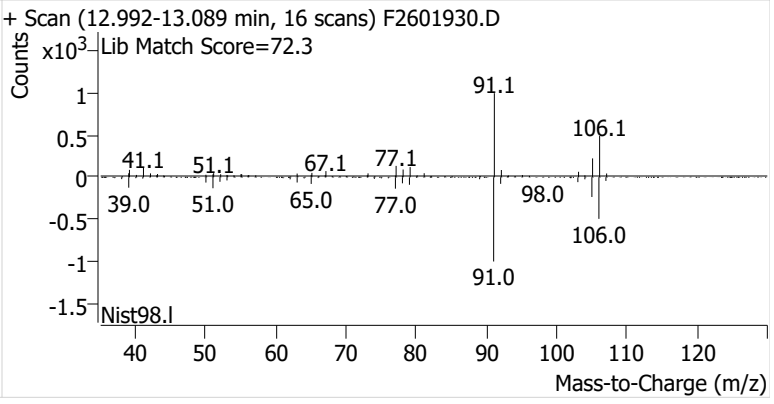

o-Xylene

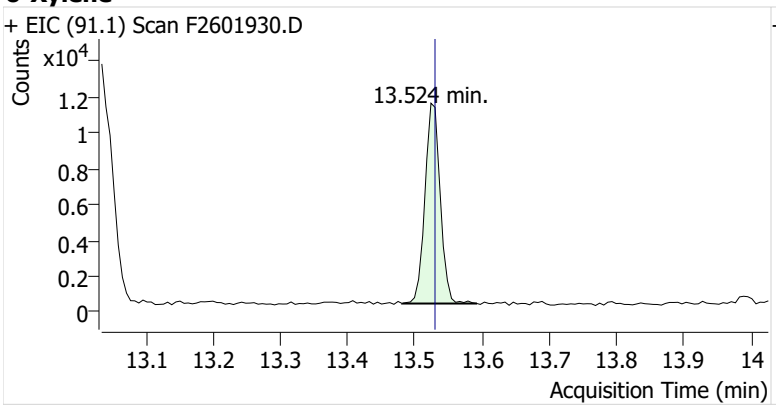
+ EIC (91.1) Scan F2601930.D
Counts
x10^4
1.2
1
0.8
0.6
0.4
0.2
0
13.524 min.
13.1 13.2 13.3 13.4 13.5 13.6 13.7 13.8 13.9 14
Acquisition Time (min)

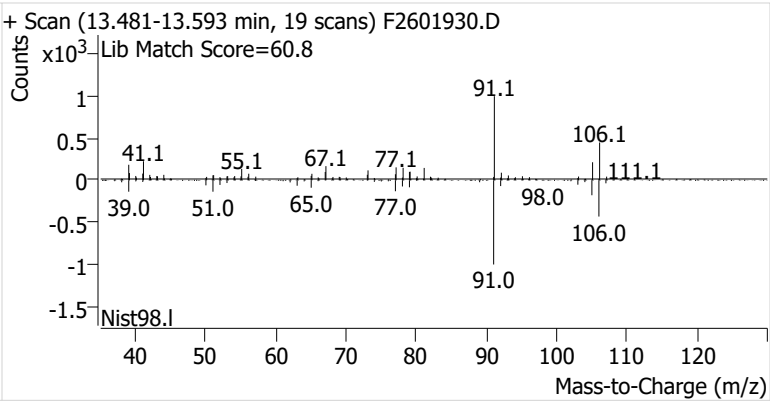
+ Scan (13.481-13.593 min, 19 scans) F2601930.D
Counts
x10^3
Lib Match Score=60.8
1
0.5
0
-0.5
-1
-1.5
91.1
106.1
41.1
55.1
67.1
77.1
111.1
98.0
39.0
51.0
65.0
77.0
106.0
91.0
Nist98.l
40 50 60 70 80 90 100 110 120
Mass-to-Charge (m/z)

Name	IRVSEA-15-S-20260304
Comment	C01779
Data File	F2601931.D
Acq. Date-Time	3/19/2026 11:33:27 PM
Acq. Method File	M325B-MTD
Tube Sorbent	Carbopack X
Analyze Quant Version	12.1
Report Quant Version	12.1

Sample Chromatogram

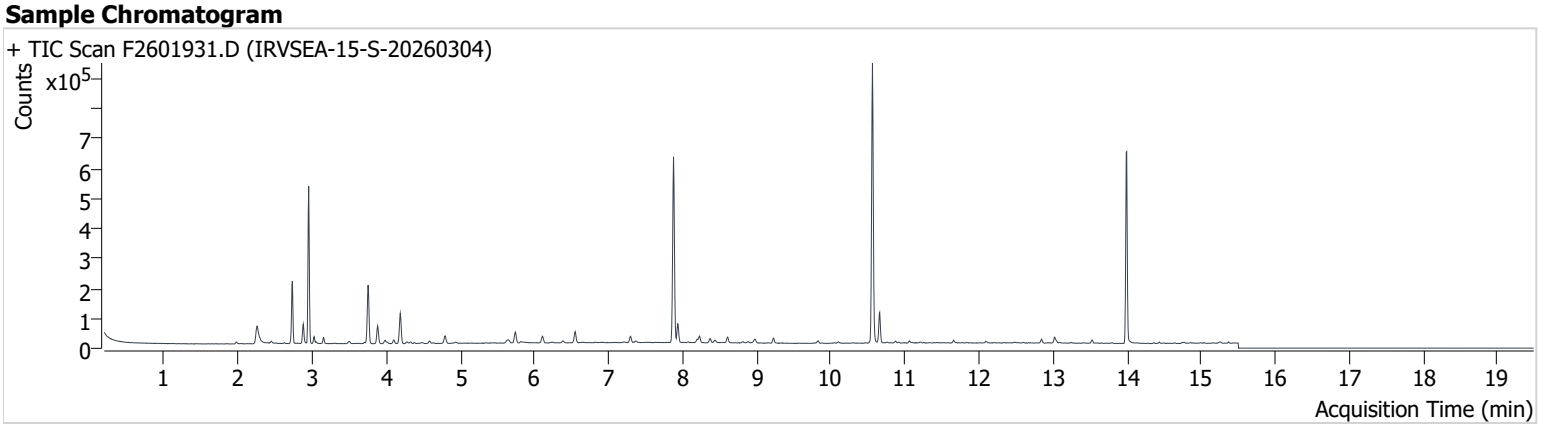

Name	ISTD	RT	ICAL RT	Resp.	Int. Flag
benzene-d6 (IS)		7.877	7.889	536,114	
Benzene	benzene-d6 (IS)	7.939	7.945	51,724	
Toluene-d8 (IS)		10.563	10.569	550,058	
Toluene	Toluene-d8 (IS)	10.661	10.667	64,182	
Ethylbenzene	Toluene-d8 (IS)	12.845	12.851	7,958	
m-/p-Xylenes	Toluene-d8 (IS)	13.022	13.028	15,145	
o-Xylene	Toluene-d8 (IS)	13.524	13.530	6,441	

benzene-d6 (IS)

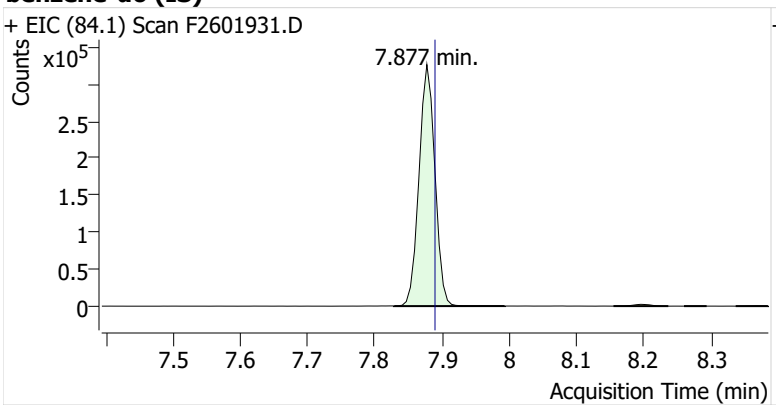

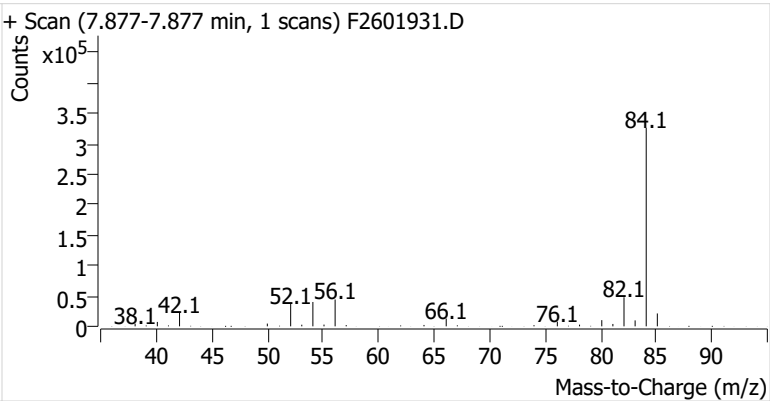

Benzene

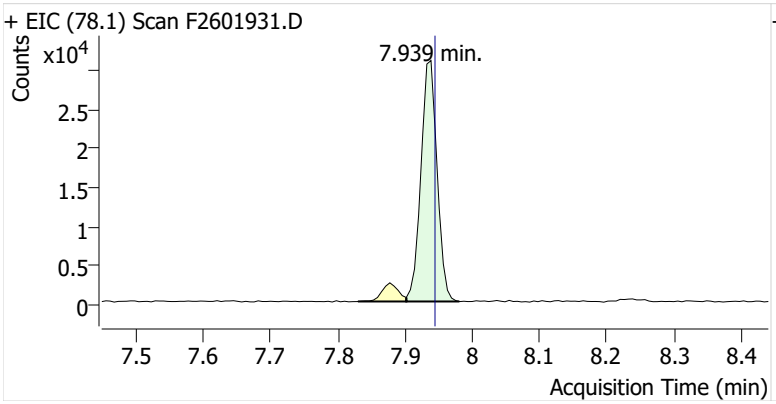

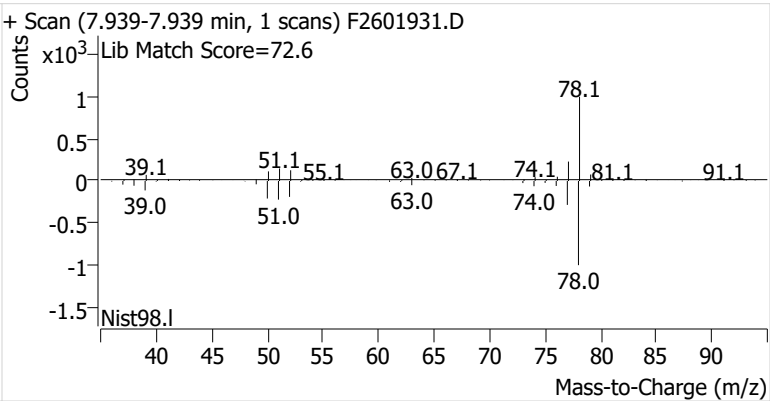

Toluene-d8 (IS)

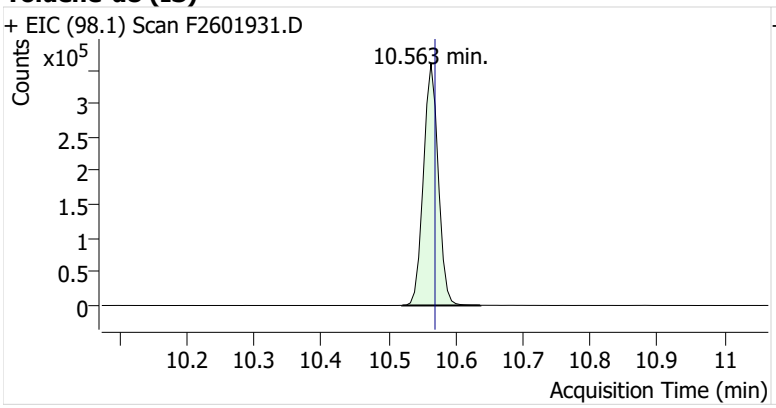

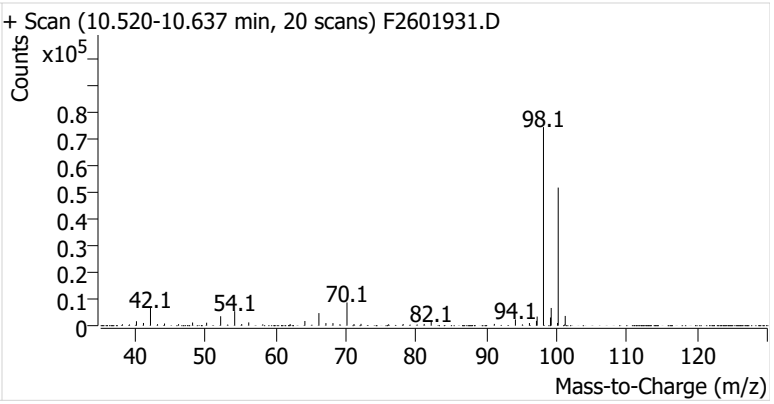

Toluene

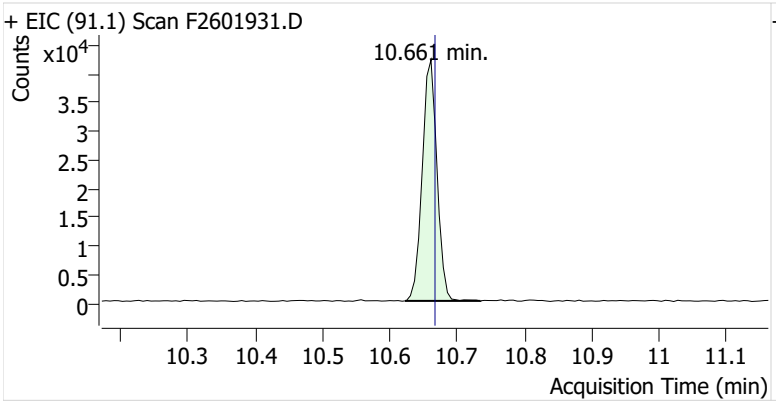

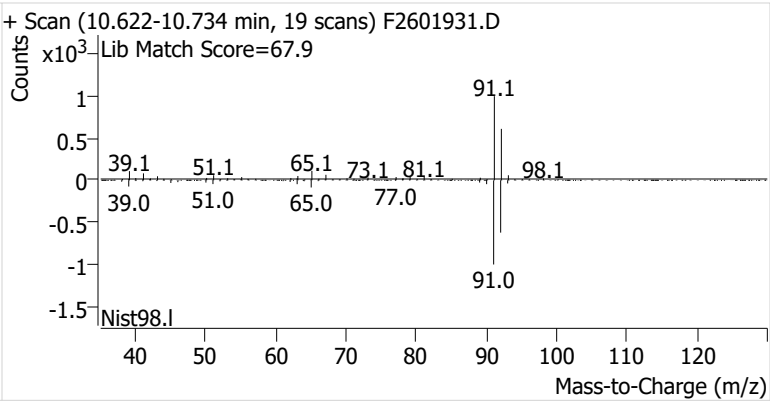

Ethylbenzene

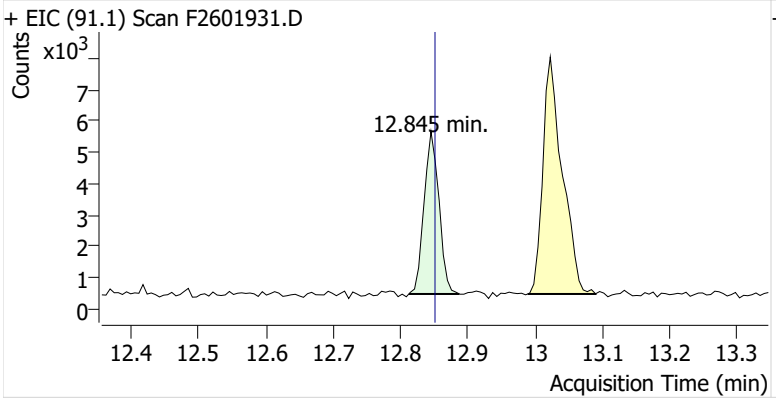

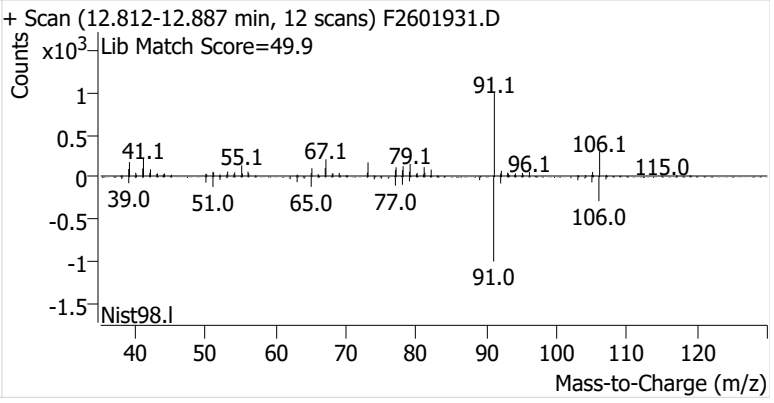

m-/p-Xylenes

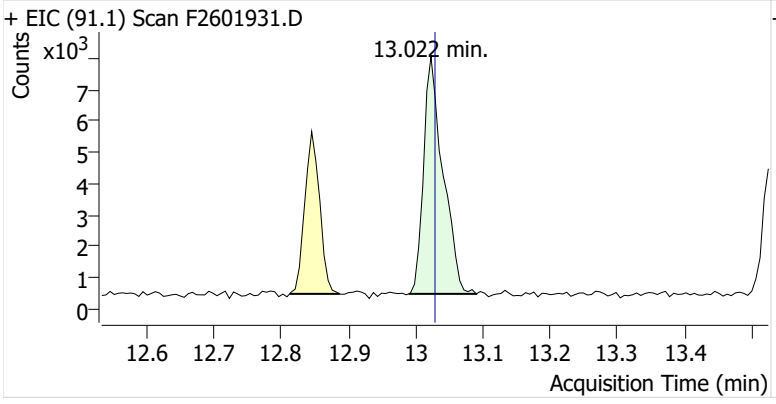

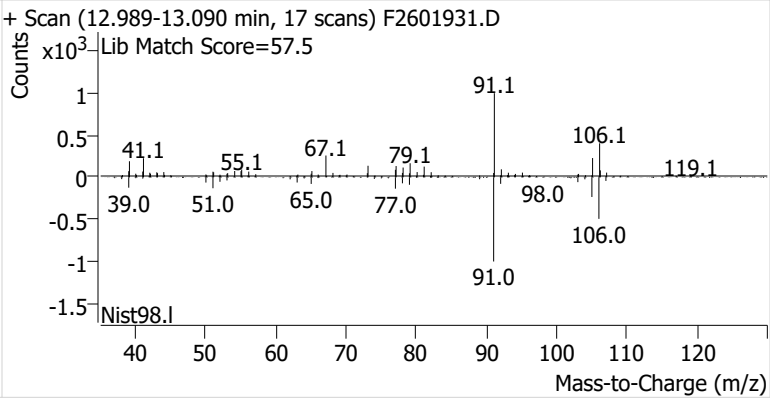

o-Xylene

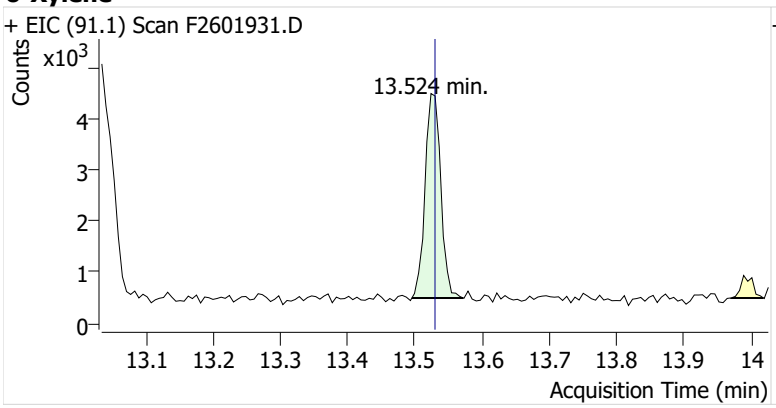
+ EIC (91.1) Scan F2601931.D
Counts
x10^3
13.524 min.
Acquisition Time (min)

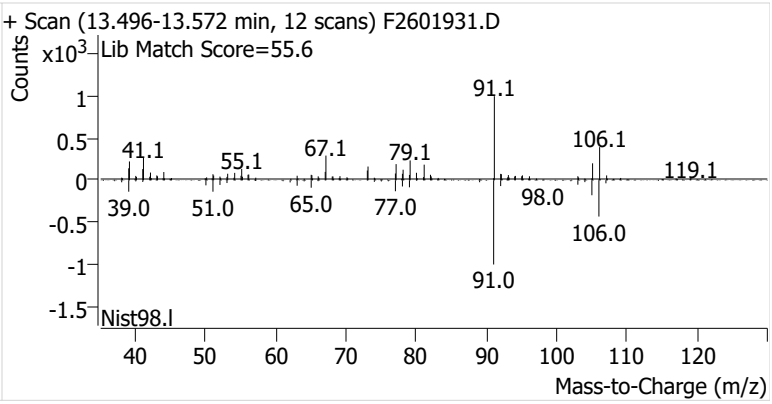
+ Scan (13.496-13.572 min, 12 scans) F2601931.D
Lib Match Score=55.6
Counts
x10^3
91.1
41.1
55.1
67.1
79.1
106.1
119.1
39.0
51.0
65.0
77.0
98.0
106.0
91.0
Nist98.l
Mass-to-Charge (m/z)

Name	IRVSEA-16-S-20260304
Comment	C01494
Data File	F2601932.D
Acq. Date-Time	3/19/2026 11:58:49 PM
Acq. Method File	M325B-MTD
Tube Sorbent	Carbopack X
Analyze Quant Version	12.1
Report Quant Version	12.1

Sample Chromatogram

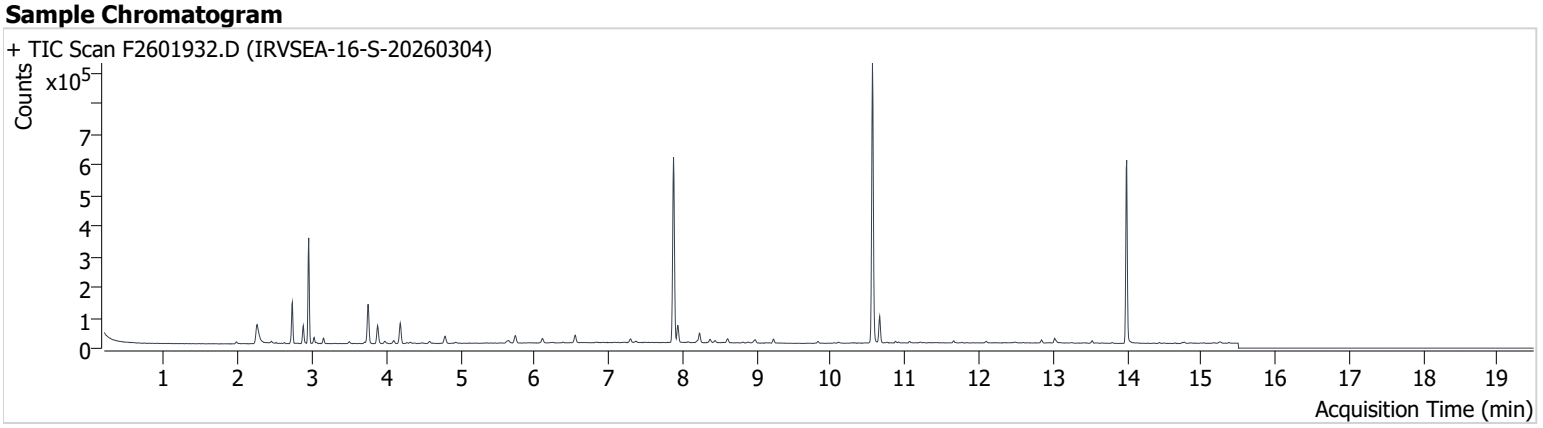

Name	ISTD	RT	ICAL RT	Resp.	Int. Flag
benzene-d6 (IS)		7.877	7.889	533,746	
Benzene	benzene-d6 (IS)	7.938	7.945	47,289	
Toluene-d8 (IS)		10.563	10.569	548,449	
Toluene	Toluene-d8 (IS)	10.661	10.667	55,127	
Ethylbenzene	Toluene-d8 (IS)	12.845	12.851	6,412	
m-/p-Xylenes	Toluene-d8 (IS)	13.022	13.028	11,237	
o-Xylene	Toluene-d8 (IS)	13.530	13.530	4,698	

benzene-d6 (IS)

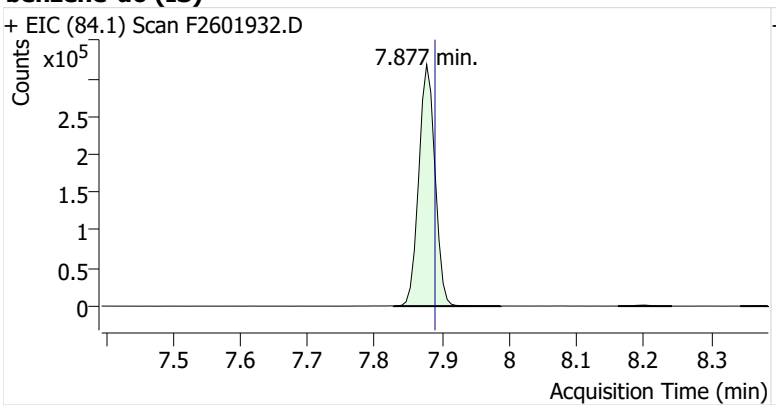

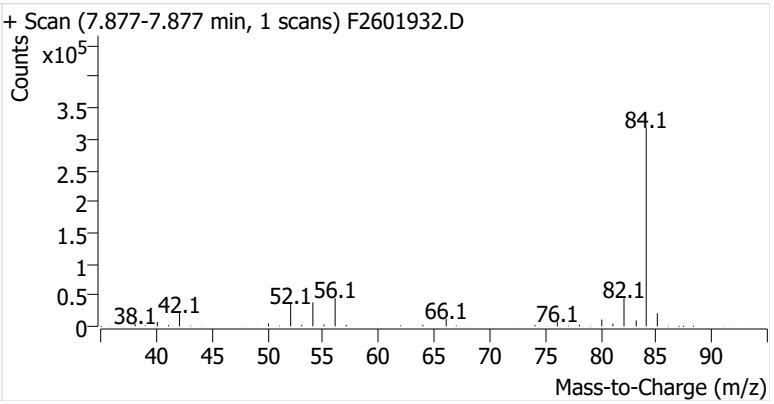

Benzene

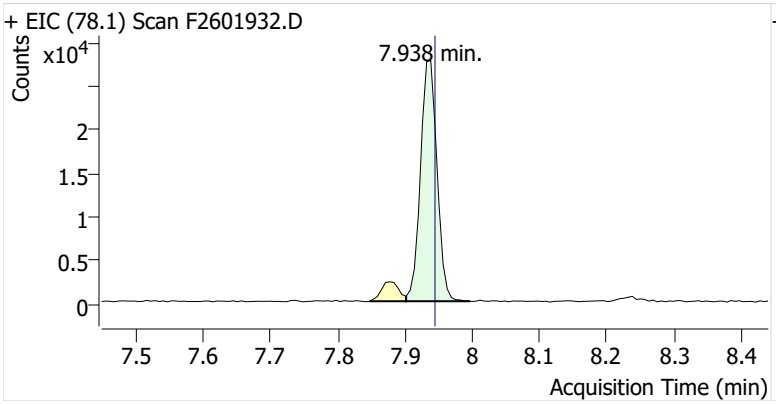

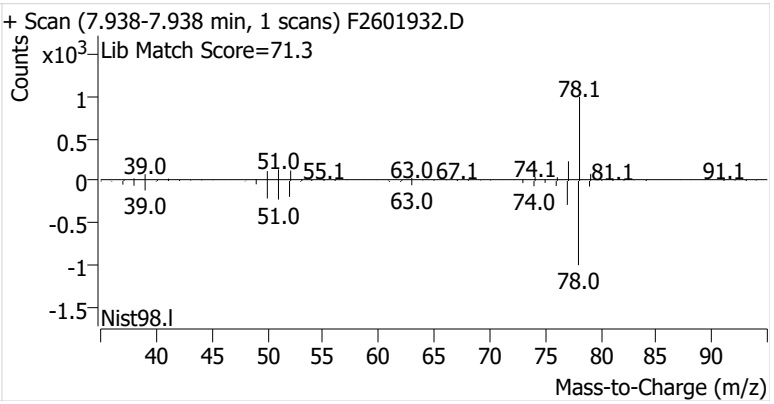

Toluene-d8 (IS)

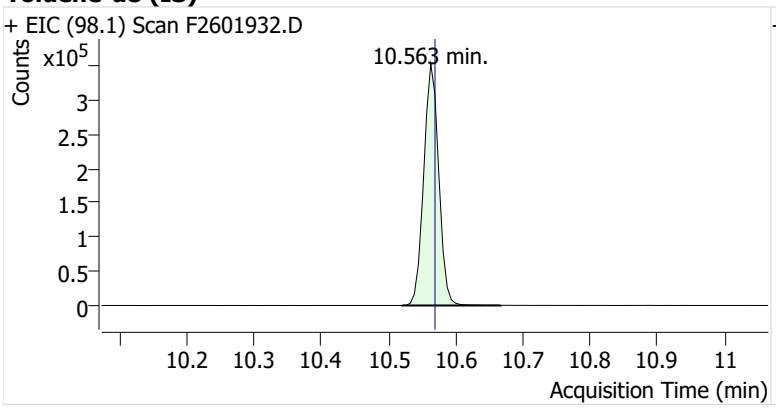

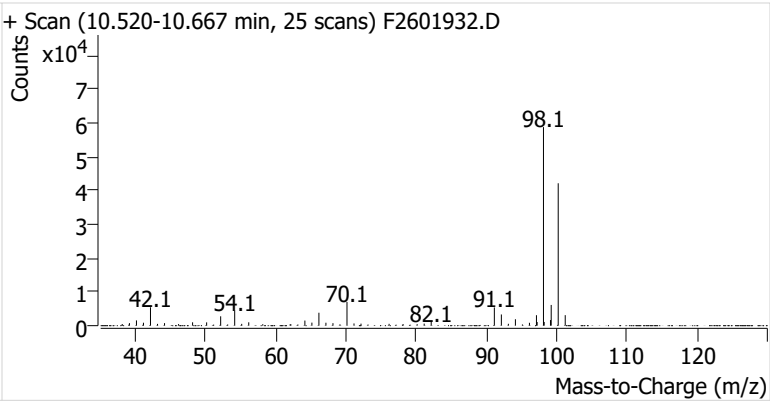

Toluene

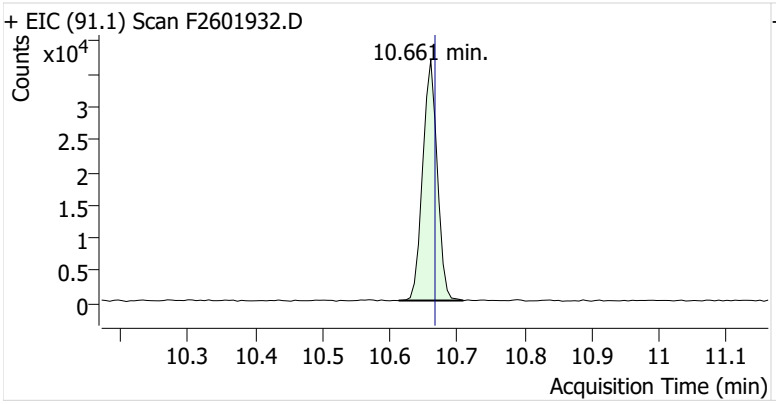

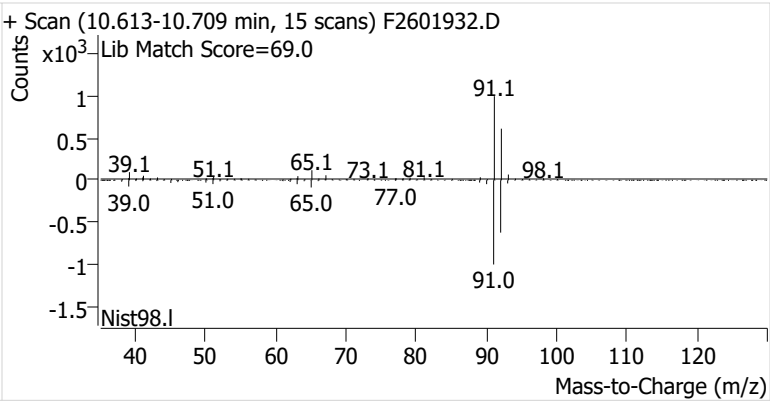

Ethylbenzene

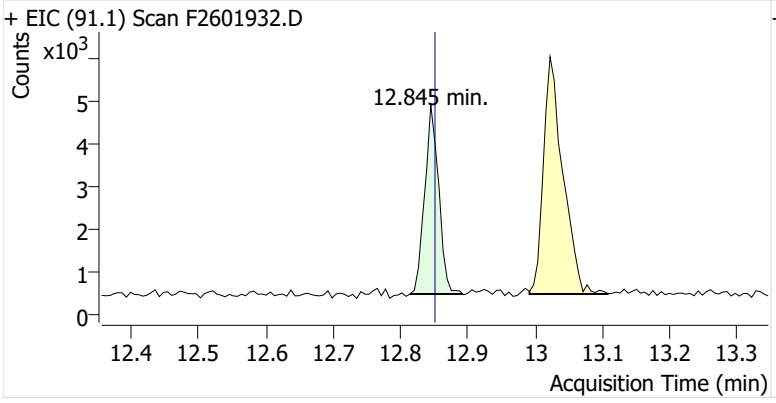

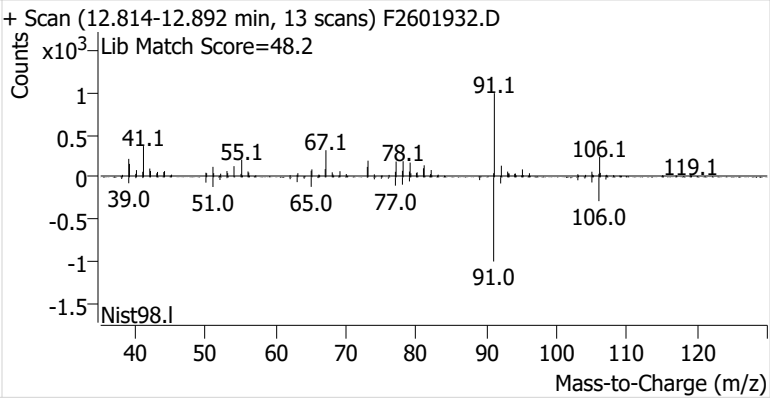

m-/p-Xylenes

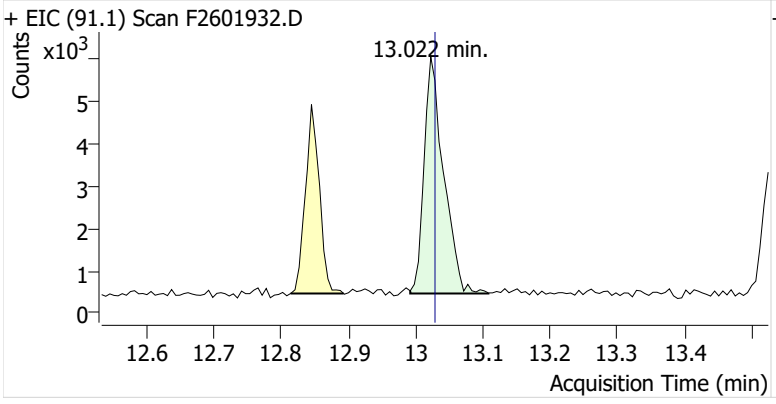

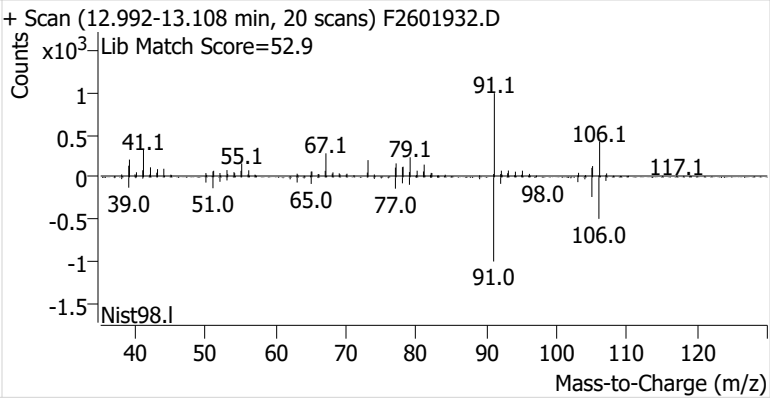

o-Xylene

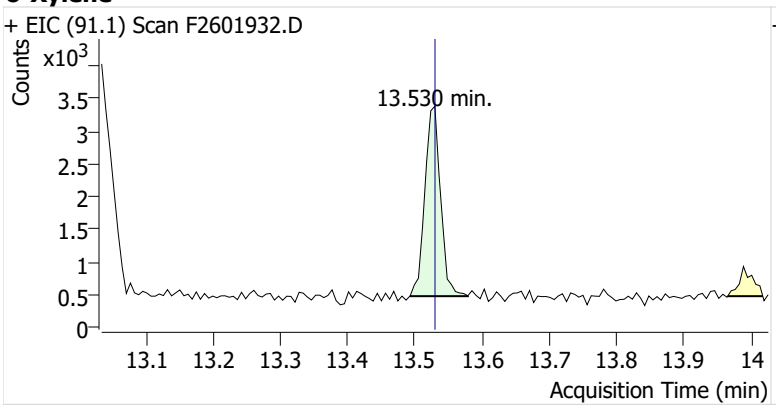
+ EIC (91.1) Scan F2601932.D
Counts
x10^3
3.5
3
2.5
2
1.5
1
0.5
0
13.530 min.
13.1
13.2
13.3
13.4
13.5
13.6
13.7
13.8
13.9
14
Acquisition Time (min)

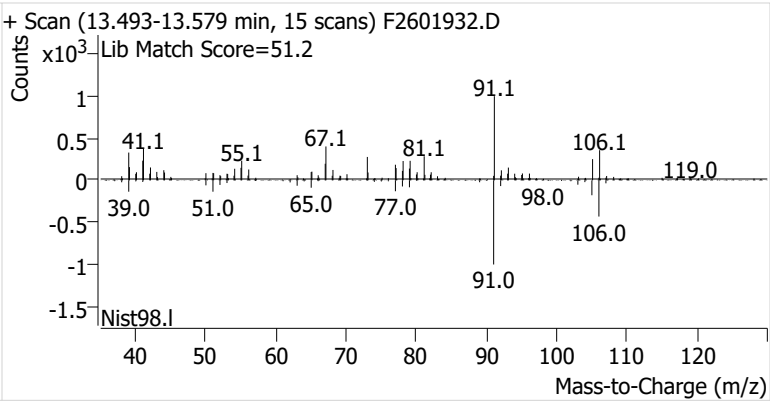
+ Scan (13.493-13.579 min, 15 scans) F2601932.D
Lib Match Score=51.2
Counts
x10^3
1
0.5
0
-0.5
-1
-1.5
91.1
41.1
55.1
67.1
81.1
106.1
119.0
39.0
51.0
65.0
77.0
98.0
106.0
91.0
Nist98.l
40
50
60
70
80
90
100
110
120
Mass-to-Charge (m/z)

Name	IRVSEA-17-S-20260304
Comment	C36941
Data File	F2601933.D
Acq. Date-Time	3/20/2026 12:24:10 AM
Acq. Method File	M325B-MTD
Tube Sorbent	Carbopack X
Analyze Quant Version	12.1
Report Quant Version	12.1

Sample Chromatogram

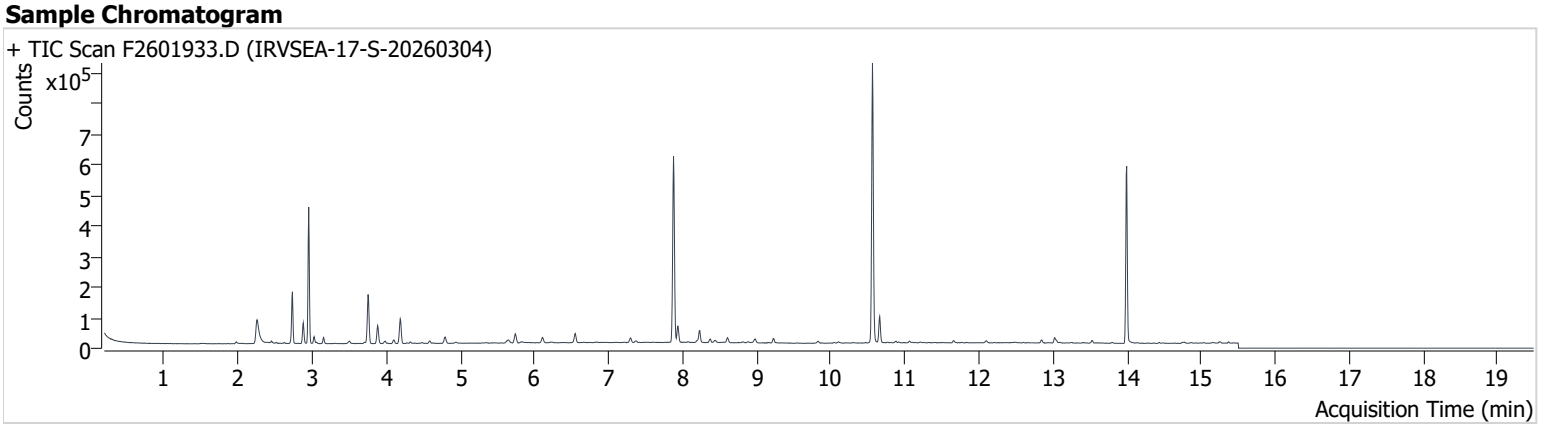

Name	ISTD	RT	ICAL RT	Resp.	Int. Flag
benzene-d6 (IS)		7.877	7.889	528,802	
Benzene	benzene-d6 (IS)	7.938	7.945	45,398	
Toluene-d8 (IS)		10.563	10.569	545,184	
Toluene	Toluene-d8 (IS)	10.661	10.667	53,626	
Ethylbenzene	Toluene-d8 (IS)	12.845	12.851	7,208	
m-/p-Xylenes	Toluene-d8 (IS)	13.022	13.028	13,180	
o-Xylene	Toluene-d8 (IS)	13.524	13.530	5,062	

benzene-d6 (IS)

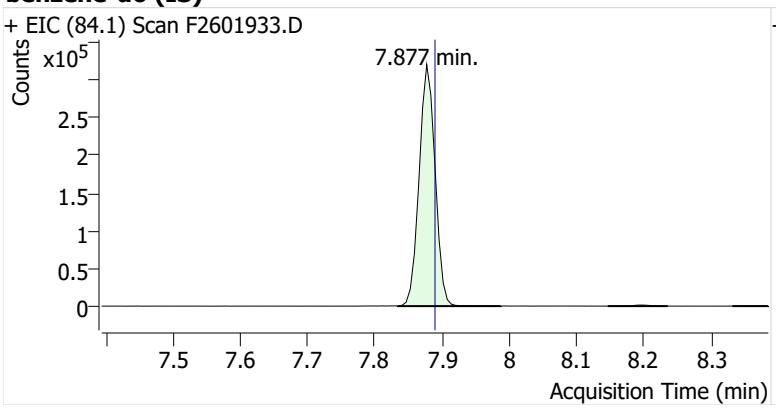

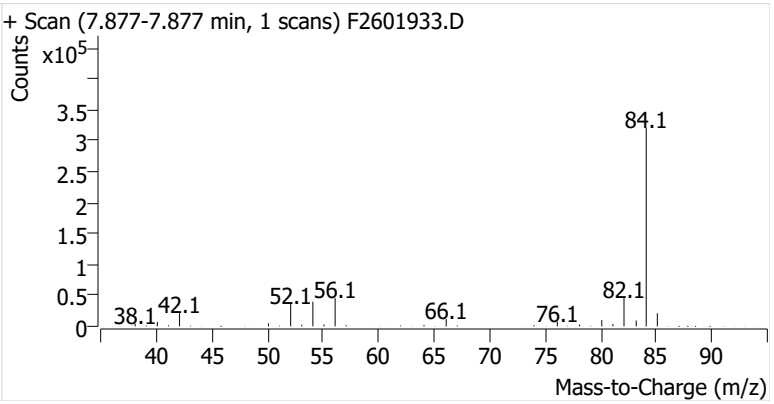

Benzene

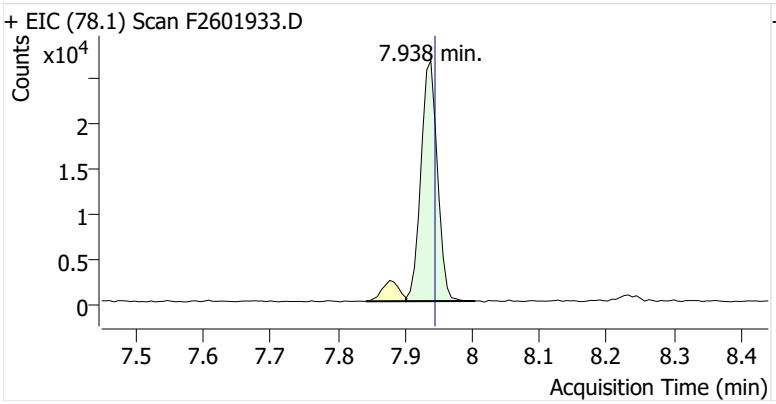

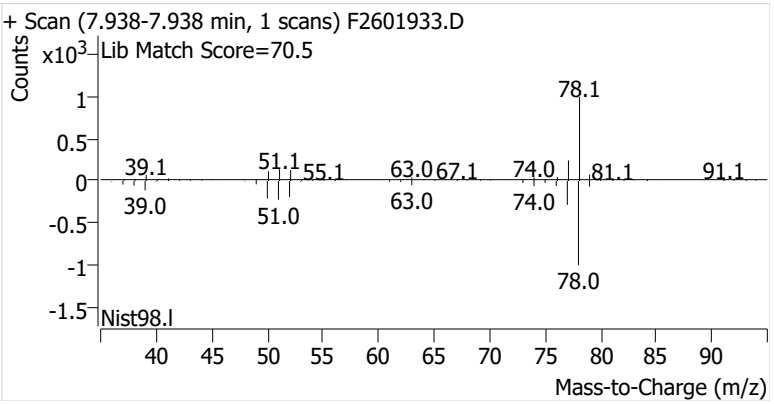

Toluene-d8 (IS)

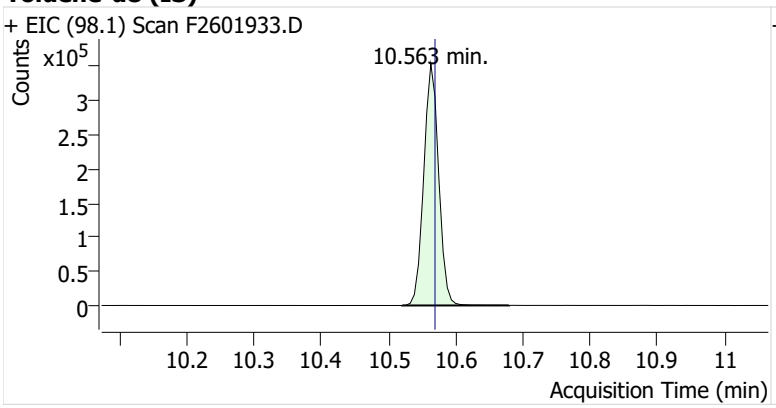

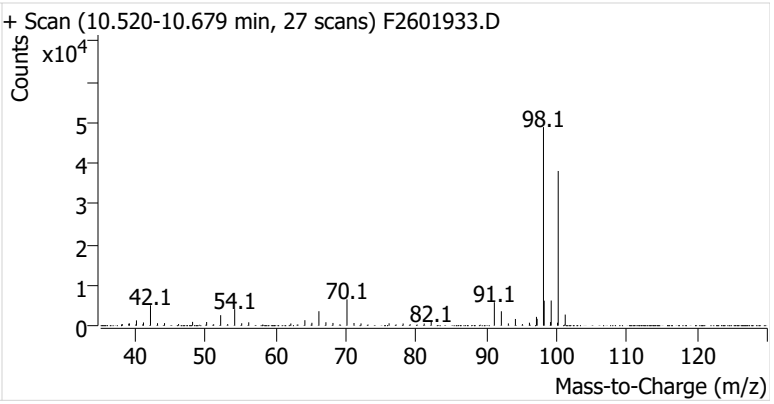

Toluene

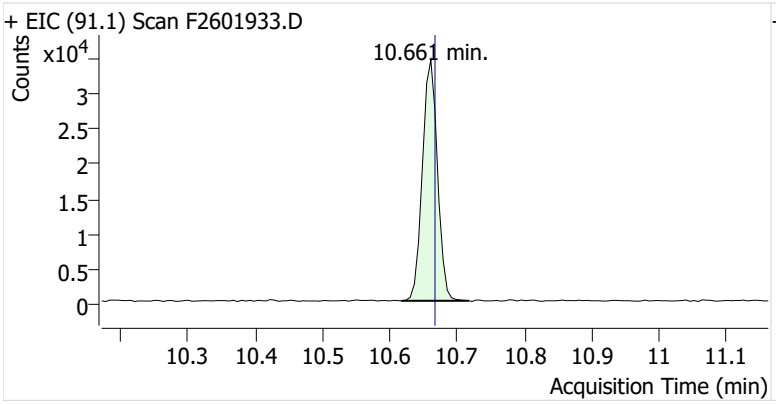

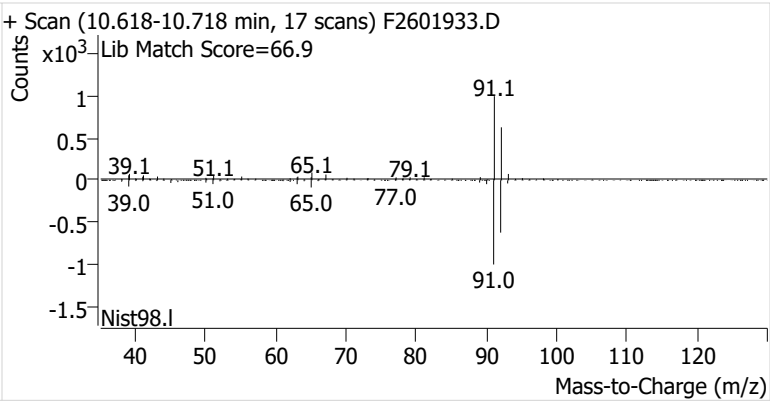

Ethylbenzene

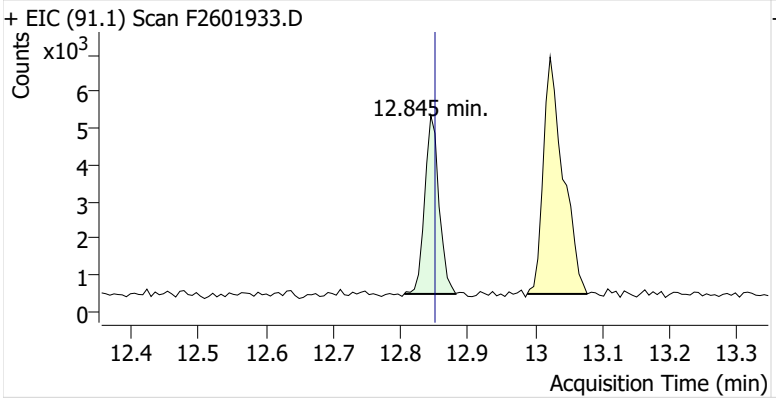

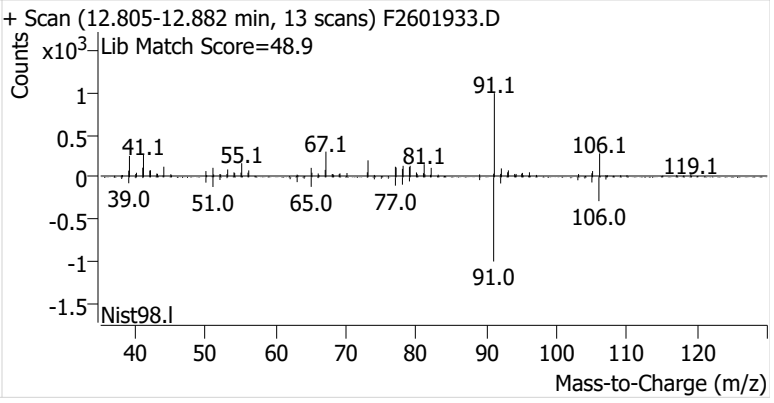

m-/p-Xylenes

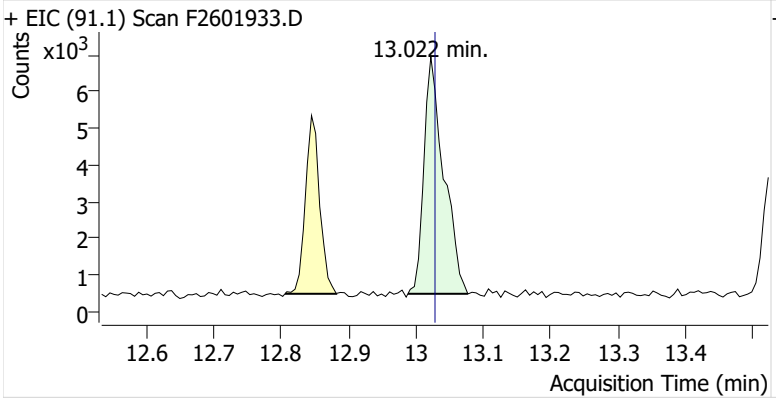

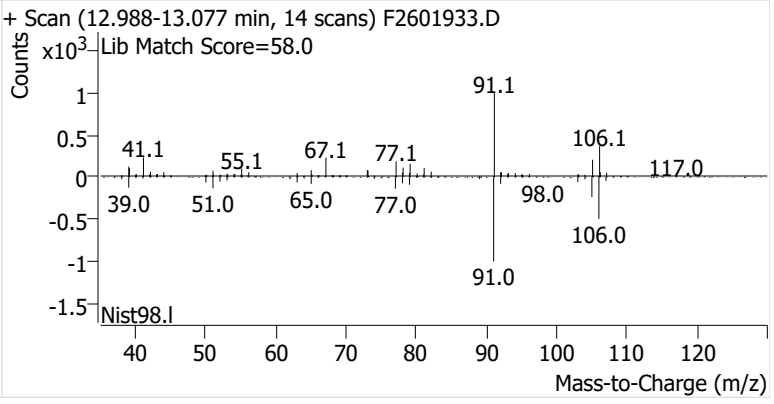

o-Xylene

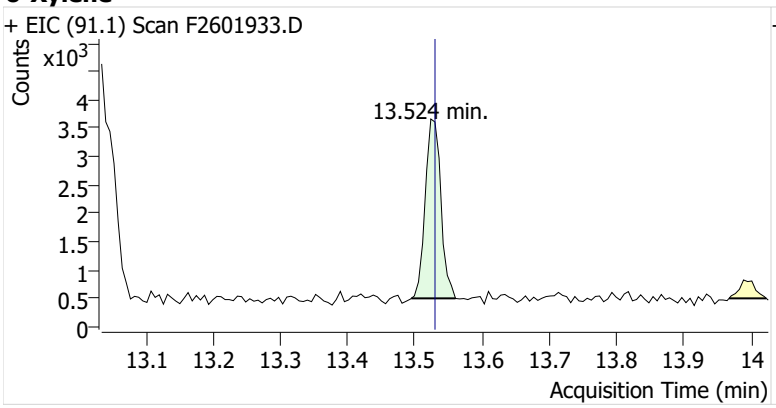
+ EIC (91.1) Scan F2601933.D
Counts
x10^3
4
3.5
3
2.5
2
1.5
1
0.5
0
13.524 min.
13.1
13.2
13.3
13.4
13.5
13.6
13.7
13.8
13.9
14
Acquisition Time (min)

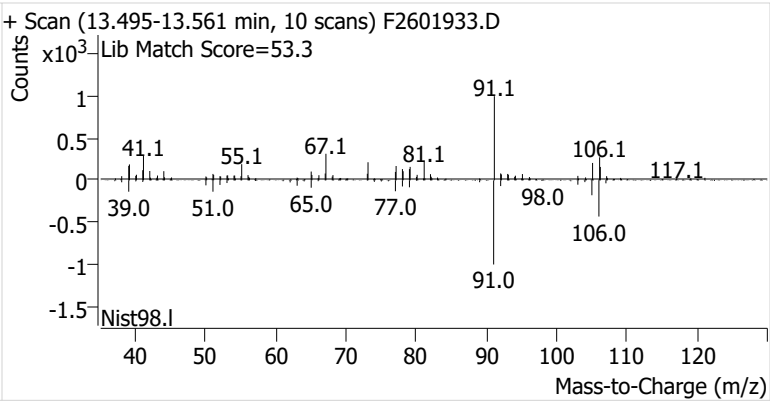
+ Scan (13.495-13.561 min, 10 scans) F2601933.D
Lib Match Score=53.3
Counts
x10^3
1
0.5
0
-0.5
-1
-1.5
91.1
41.1
55.1
67.1
81.1
106.1
117.1
39.0
51.0
65.0
77.0
98.0
106.0
91.0
Nist98.l
40
50
60
70
80
90
100
110
120
Mass-to-Charge (m/z)

Initial Calibration

Enthalpy Analytical

Company: Montrose Air Quality Services, LLC - New Jersey
Job No.: 2026GG106-1 EPA Method 325B Analysis
Client No.: PROJ-050105 Site: Irving Oil - Searsport

Calibration Curves

Method	Compound	Level	Cal File	Amount (ng)	Area	ISTD Amt (ng)	ISTD Area	RRF	Dev
F121725A_CC185154	Benzene	1	F2508171.D	5.96	52606	56.3	529201	0.939	0.039
F121725A_CC185154	Benzene	2	F2508172.D	11.93	90306	56.3	525740	0.811	-0.1
F121725A_CC185154	Benzene	3	F2508173.D	23.85	205594	56.3	535697	0.906	0.0032
F121725A_CC185154	Benzene	4	F2508174.D	47.70	403557	56.3	539152	0.884	-0.022
F121725A_CC185154	Benzene	5	F2508175.D	119.26	1061108	56.3	547207	0.916	0.014
F121725A_CC185154	Benzene	6	F2508176.D	238.51	2220768	56.3	544872	0.963	0.065
F121725A_CC185154	Benzene	7	F2508177.D	715.53	6456657	56.3	561348	0.906	0.0022
						Avg:	540460	0.904	
						%RSD:	2.2%	5.3%	
F121725A_CC185154	Toluene	1	F2508171.D	5.24	53241	66.1	606147	1.108	0.016
F121725A_CC185154	Toluene	2	F2508172.D	10.47	110436	66.1	616680	1.130	0.035
F121725A_CC185154	Toluene	3	F2508173.D	20.95	215705	66.1	622459	1.093	0.0017
F121725A_CC185154	Toluene	4	F2508174.D	41.90	427518	66.1	627442	1.074	-0.015
F121725A_CC185154	Toluene	5	F2508175.D	104.74	1078346	66.1	633720	1.073	-0.016
F121725A_CC185154	Toluene	6	F2508176.D	209.48	2208644	66.1	634907	1.097	0.0055
F121725A_CC185154	Toluene	7	F2508177.D	628.45	6371104	66.1	630656	1.062	-0.027
						Avg:	624573	1.091	
						%RSD:	1.7%	2.1%	
F121725A_CC185154	Ethylbenzene	1	F2508171.D	5.44	52701	66.1	606147	1.055	-0.083
F121725A_CC185154	Ethylbenzene	2	F2508172.D	10.89	103364	66.1	616680	1.017	-0.12
F121725A_CC185154	Ethylbenzene	3	F2508173.D	21.77	249010	66.1	622459	1.214	0.055
F121725A_CC185154	Ethylbenzene	4	F2508174.D	43.54	510214	66.1	627442	1.234	0.073
F121725A_CC185154	Ethylbenzene	5	F2508175.D	108.86	1213007	66.1	633720	1.162	0.0099
F121725A_CC185154	Ethylbenzene	6	F2508176.D	217.72	2518155	66.1	634907	1.204	0.046
F121725A_CC185154	Ethylbenzene	7	F2508177.D	653.16	7272682	66.1	630656	1.166	0.014
						Avg:	624573	1.150	
						%RSD:	1.7%	7.2%	
F121725A_CC185154	m-/p-Xylenes	1	F2508171.D	6.10	45227	66.1	606147	0.808	-0.14
F121725A_CC185154	m-/p-Xylenes	2	F2508172.D	12.20	93766	66.1	616680	0.823	-0.12
F121725A_CC185154	m-/p-Xylenes	3	F2508173.D	24.40	229774	66.1	622459	0.999	0.064
F121725A_CC185154	m-/p-Xylenes	4	F2508174.D	48.80	467094	66.1	627442	1.008	0.072
F121725A_CC185154	m-/p-Xylenes	5	F2508175.D	122.00	1082720	66.1	633720	0.925	-0.015
F121725A_CC185154	m-/p-Xylenes	6	F2508176.D	244.00	2328036	66.1	634907	0.993	0.056
F121725A_CC185154	m-/p-Xylenes	7	F2508177.D	732.01	7137741	66.1	630656	1.021	0.087
						Avg:	624573	0.940	
						%RSD:	1.7%	9.6%	
F121725A_CC185154	o-Xylene	1	F2508171.D	5.67	42268	66.1	606147	0.812	-0.14
F121725A_CC185154	o-Xylene	2	F2508172.D	11.35	85951	66.1	616680	0.812	-0.14
F121725A_CC185154	o-Xylene	3	F2508173.D	22.69	217910	66.1	622459	1.019	0.08

Enthalpy Analytical

Company: Montrose Air Quality Services, LLC - New Jersey
Job No.: 2026GG106-1 EPA Method 325B Analysis
Client No.: PROJ-050105 Site: Irving Oil - Searsport

Calibration Curves

Method	Compound	Level	Cal File	Amount (ng)	Area	ISTD Amt (ng)	ISTD Area	RRF	Dev
F121725A_CC185154	o-Xylene	4	F2508174.D	45.38	446025	66.1	627442	1.035	0.097
F121725A_CC185154	o-Xylene	5	F2508175.D	113.46	1032192	66.1	633720	0.948	0.0051
F121725A_CC185154	o-Xylene	6	F2508176.D	226.92	2179717	66.1	634907	1.000	0.059
F121725A_CC185154	o-Xylene	7	F2508177.D	680.75	6366952	66.1	630656	0.980	0.038
						Avg:	624573	0.944	
						%RSD:	1.7%	10.0%	

Calibration Curves

Method	Compound	Level	Cal File	Amount (ng)	Area	ISTD Amt (ng)	ISTD Area	RRF	Dev
F121725A_CC185154	Benzene	ICV	F2508178.D	443.46	3919944	56.3	563465	0.884	-2.2%
F121725A_CC185154	Toluene	ICV	F2508178.D	454.10	4554523	66.1	629158	1.053	-3.5%
F121725A_CC185154	Ethylbenzene	ICV	F2508178.D	448.99	4890504	66.1	629158	1.144	-0.6%
F121725A_CC185154	m-/p-Xylenes	ICV	F2508178.D	455.97	3870637	66.1	629158	0.891	-5.1%
F121725A_CC185154	o-Xylene	ICV	F2508178.D	456.85	3921714	66.1	629158	0.901	-4.5%

M325B PDF Report ver.20260203

Sample Custody

2026GG106

EPA Method 325 A/B
Field Test Data Sheet and Chain of Custody Record

Page # 1 of # 1

ENTHALPY ANALYTICAL

☐ Standard Turn Around Time (10 business days)
☐ Rush Turn Around Time
• All TATs Subject to Approval by Enthalpy Analytical, Inc.
• Unless otherwise specified, sample tubes will be conditioned for re-use 3 business days after submission of results

Site Name:	Irving Searsport Terminal	**Client Name:**	Montrose Air Quality Services, LLC	**PO#:**	
Site Address:	52 Station Ave.	**Project Number:**	PROJ-050105	**Sample Event #**	2026GG106
City:	Searsport	**Project Manager:**	Sabarish Selvarajan	**Sorbent:**	Carbopak-X
State	Maine	**Email Address:**	sabarishselvarajan@montrose-env.com		
Zip:	04401	**Telephone #:**	973-722-7895		

Location	Sample ID (Tube ID)	Sample, Blank or Duplicate	Start Date	Start Time	Stop Date	Stop Time	Deployed/ Collected by	Ave. Pressure (inHg)	Avg. Ambient Temp. (°F)
1	C73618	S	3/4/26	10:48 AM	3/18/26	11:02 AM	BC/KV		
2	B16011	S	3/4/26	10:53 AM	3/18/26	10:21 AM	BC/KV		
2	C73601	D	3/4/26	10:53 AM	3/18/26	10:21 AM	BC/KV		
2	C71739	B	3/4/26	10:53 AM	3/18/26	10:21 AM	BC/KV		
3	C33473	S	3/4/26	10:58 AM	3/18/26	10:24 AM	BC/KV		
4	C59952	S	3/4/26	11:03 AM	3/18/26	10:28 AM	BC/KV		
5	C71605	S	3/4/26	11:08 AM	3/18/26	10:31 AM	BC/KV		
6	C71744	S	3/4/26	11:13 AM	3/18/26	10:37 AM	BC/KV		
7	C57556	S	3/4/26	11:18 AM	3/18/26	10:38 AM	BC/KV		
8	B46772	S	3/4/26	11:23 AM	3/18/26	10:40 AM	BC/KV		
8	C43721	D	3/4/26	11:23 AM	3/18/26	10:40 AM	BC/KV		
8	C16282	B	3/4/26	11:23 AM	3/18/26	10:40 AM	BC/KV		
9	C70045	S	3/4/26	11:29 AM	3/18/26	10:43 AM	BC/KV		
10	C43881	S	3/4/26	11:35 AM	3/18/26	10:46 AM	BC/KV		
11	C00800	S	3/4/26	11:41 AM	3/18/26	10:49 AM	BC/KV		
12	B45103	S	3/4/26	11:47 AM	3/18/26	11:16 AM	BC/KV		
13	C33294	S	3/4/26	11:53 AM	3/18/26	11:10 AM	BC/KV		
14	C71693	S	3/4/26	11:59 AM	3/18/26	11:07 AM	BC/KV		
15	C01779	S	3/4/26	12:20 PM	3/18/26	11:32 AM	BC/KV		
16	C01494	S	3/4/26	12:24 PM	3/18/26	11:35 AM	BC/KV		
17	C36941	S	3/4/26	12:28 PM	3/18/26	11:38 AM	BC/KV		

Relinquished By (printed):	Relinquished By (signature):	Relinquished Date:	Relinquished Time:
Kosta Voukidis	KV	3/18/2026	17:00
Recieved By (printed):	**Recieved By (signature):**	**Receipt Date:**	**Receipt Time:**
Ev Mauger	[signature]	3/19/26	10:08 AM
Sample Condition Upon Receipt:	**Compound List:**	**Custody Seal intact? Y/N:**	**Delivery tracking #**
good		Y	
Ice Temp: / **Blank Temp:** 10.8 / Fluke 3		**Add Custody Seal # below:** 23J02194	

Comments:

Replaced screen on location 13

This Is The Last Page Of This Report.

ENTHALPY ANALYTICAL

APPENDIX B

No data was invalidated in Quarter 1, 2026.

Appendix C - Corrective Action Plan

ONTERRIS AIR QUALITY SERVICES			
MAINE CH. 171 FENCELINE MONITORING CORRECTIVE ACTION PLAN			
PURPOSE	To minimize field sampling errors possible during Maine DEP Ch. 171 petroleum storage terminal fenceline sampling for BTEX using EPA Method 325A sample process.		
REASON	Field sampling errors can occur including: a lost individual or multiple samples; a sample for a duration other than provided for in the sampling method; documentation errors; and low duplicate precision.		
ACTION PLAN SPONSOR	Kevin Ruggiero, Operations Manager	DATE	January 26, 2026

STRATEGIC ACTION	MONTROSE PERSONNEL RESPONSIBLE	DATE DUE	COMMENTS
Engage new field personnel	Operations Manager	Completed 3/31/26	New field personnel that are existing, local full-time Montrose staff will be fully trained and integrated into the monitoring program.
Provide formal video and written training	Project Manager	Completed 3/31/26	Montrose has a formal training program on EPA Method 325A field sampling techniques that all personnel involved in the project will be required to take.
Provide in the field training	Project Manager	Completed 3/31/26	A Montrose project manager experienced in EPA Method 325A field sampling will provide training in the field for new field personnel. The training will include a comprehensive overview of the sampling methodology as well as monitoring site-specific training needed. The trainer confirms mastery of associated tasks.
Check-ins between the field personnel and project manager to confirm completion of tasks	Field Technician, Project Manager	Each sample day.	Field personnel will be required to check-in with the project manager each sample day to review that all scheduled activities were conducted and identify any non-conformance or corrective actions needed.
Review of sample kit before released for shipping	Field Technician	Prior to release of every sample shipment.	Field personnel required to perform a secondary review of samples prior to shipping to identify any non-conformance prior to samples being released.
Tracking of outbound sample shipments to laboratory	Project Manager	As received.	Review of automated FedEx courier tracking notifications of sample shipments from the field to the analytical laboratory for confirmation of sample shipment and receipt.
Review of sample documentation	Project Manager	Within 3 business days of receipt.	
Review of fleet tracking data	Project Manager	Weekly.	Review of vehicle monitoring device to confirm field personnel movements.
Periodic on site field assessments	Project Manager	After end of Q1, 2026.	Periodic in-person observation of field personnel by project manager.
Provide remedial training	Project Manager	As needed.	Review of field sampling activities to identify any additional training needed to remediate any non-conformance events.
Regular meetings with client to discuss recent sampling results	Operations Manager, Project Manager, Data Manager	Once per quarter, scheduled when draft report has been prepared.	Scheduled cadence of status update meetings between Montrose project personnel and client project personnel
Communication of any irregularities with client	Operations Manager, Project Manager, Data Manager	Within 3 business days of discovery.	Promptly notify client of any irregularities in sampling.