

February 2025

PORTLAND PIPE LINE CORPORATION

Chapter 171: Control of Petroleum Storage Facilities Fenceline Monitoring Quarterly Report: 2024 Quarter 4

*30 Hill Street
South Portland, Maine 04106*

PROJECT CONTACT:

Jennifer Bowidowicz

EMAIL:

jen.bowidowicz@powereng.com

PHONE:

(207) 869-1473



Sample Code	Benzene		Ethylbenzene		Xylene (m/p)		Xylene (o)		Toluene	
	Conc. (µg/m ³)	Flag	Conc. (µg/m ³)	Flag	Conc. (µg/m ³)	Flag	Conc. (µg/m ³)	Flag	Conc. (µg/m ³)	Flag
PPSP-1-S-20240925	0.769		< 0.274	ND	0.306	J	< 0.274	ND	0.835	
PPSP-1-B-20240925	< 0.188	ND	< 0.274	ND	< 0.274	ND	< 0.274	ND	< 0.243	ND
PPSP-2-S-20240925	0.730		< 0.274	ND	0.388	J	< 0.274	ND	0.961	
PPSP-3-S-20240925	0.597		< 0.274	ND	0.463	J	< 0.274	ND	1.16	
PPSP-4-S-20240925	0.625		< 0.274	ND	0.428	J	< 0.274	ND	0.939	
PPSP-5-S-20240925	0.726		< 0.274	ND	0.428	J	< 0.274	ND	1.08	
PPSP-6-S-20240925	0.639		< 0.274	ND	0.635		< 0.274	ND	1.13	
PPSP-7-S-20240925	0.611		< 0.274	ND	0.359	J	< 0.274	ND	1.02	
PPSP-8-S-20240925	0.641		< 0.274	ND	0.313	J	< 0.274	ND	0.866	
PPSP-8-D-20240925	0.767		< 0.274	ND	0.299	J	< 0.274	ND	0.917	
PPSP-9-S-20240925	0.939		< 0.274	ND	0.546	J	< 0.274	ND	1.29	
PPSP-10-S-20240925	0.996		< 0.274	ND	0.401	J	< 0.274	ND	1.05	
PPSP-11-S-20240925	0.754		< 0.274	ND	0.366	J	< 0.274	ND	0.800	
PPSP-12-S-20240925	0.618		< 0.274	ND	0.292	J	< 0.274	ND	0.748	
PPSP-13-S-20240925	0.674		< 0.274	ND	0.339	J	< 0.274	ND	0.785	
PPSP-1-S-20241009	0.759		< 0.277	ND	0.311	J	< 0.277	ND	0.948	
PPSP-1-B-20241009	< 0.190	ND	< 0.277	ND	< 0.277	ND	< 0.277	ND	< 0.245	ND
PPSP-2-S-20241009	0.661		< 0.277	ND	0.371	J	< 0.277	ND	0.898	
PPSP-3-S-20241009	0.683		< 0.277	ND	0.401	J	< 0.277	ND	1.08	
PPSP-4-S-20241009	0.554		< 0.277	ND	0.614		< 0.277	ND	1.18	
PPSP-5-S-20241009	0.542		< 0.277	ND	0.392	J	< 0.277	ND	1.12	
PPSP-6-S-20241009	0.546		< 0.277	ND	0.433	J	< 0.277	ND	1.05	
PPSP-7-S-20241009	0.607		< 0.277	ND	0.548	J	< 0.277	ND	1.20	
PPSP-8-S-20241009	0.587		< 0.277	ND	0.553	J	< 0.277	ND	1.08	
PPSP-8-D-20241009	0.558		< 0.277	ND	0.458	J	< 0.277	ND	1.07	
PPSP-9-S-20241009	0.712		< 0.277	ND	0.453	J	< 0.277	ND	1.06	
PPSP-10-S-20241009	0.814		< 0.277	ND	0.291	J	< 0.277	ND	0.997	
PPSP-11-S-20241009	0.922		< 0.277	ND	0.381	J	< 0.277	ND	0.952	
PPSP-12-S-20241009	0.842		< 0.277	ND	0.467	J	< 0.277	ND	0.944	
PPSP-13-S-20241009	0.760		< 0.277	ND	0.278	J	< 0.277	ND	0.878	
PPSP-1-S-20241023	1.45		< 0.276	ND	0.692		< 0.276	ND	2.10	
PPSP-1-B-20241023	< 0.189	ND	< 0.276	ND	< 0.276	ND	< 0.276	ND	< 0.244	ND
PPSP-2-S-20241023	1.08		< 0.276	ND	0.372	J	< 0.276	ND	1.48	
PPSP-3-S-20241023	0.720		< 0.276	ND	0.492	J	< 0.276	ND	1.71	
PPSP-4-S-20241023	0.651		< 0.276	ND	0.308	J	< 0.276	ND	1.07	
PPSP-5-S-20241023	0.537		< 0.276	ND	0.496	J	< 0.276	ND	1.10	
PPSP-6-S-20241023	0.580		< 0.276	ND	0.389	J	< 0.276	ND	1.04	
PPSP-7-S-20241023	0.598		< 0.276	ND	0.439	J	< 0.276	ND	1.28	
PPSP-8-S-20241023	0.670		< 0.276	ND	0.485	J	< 0.276	ND	1.25	
PPSP-8-D-20241023	0.707		< 0.276	ND	0.414	J	< 0.276	ND	1.05	
PPSP-9-S-20241023	1.46		< 0.276	ND	0.498	J	< 0.276	ND	1.35	
PPSP-10-S-20241023	1.25		< 0.276	ND	0.563	J	< 0.276	ND	1.47	
PPSP-11-S-20241023	1.44		< 0.276	ND	0.475	J	< 0.276	ND	1.26	
PPSP-12-S-20241023	1.40		< 0.276	ND	0.488	J	< 0.276	ND	1.57	
PPSP-13-S-20241023	1.02		< 0.276	ND	0.350	J	< 0.276	ND	1.08	
PPSP-1-S-20241106	1.58		< 0.279	ND	0.812		< 0.279	ND	1.35	
PPSP-1-S-20241106	< 0.191	ND	< 0.279	ND	< 0.279	ND	< 0.279	ND	< 0.246	ND
PPSP-2-S-20241106	1.30		< 0.279	ND	0.690		< 0.279	ND	1.29	
PPSP-3-S-20241106	0.605		< 0.279	ND	0.856		< 0.279	ND	1.03	
PPSP-4-S-20241106	0.619		< 0.279	ND	0.580	J	< 0.279	ND	1.06	
PPSP-5-S-20241106	0.619		< 0.279	ND	0.757		< 0.279	ND	1.31	
PPSP-6-S-20241106	0.688		< 0.279	ND	0.836		< 0.279	ND	1.32	
PPSP-7-S-20241106	0.710		< 0.279	ND	0.683		< 0.279	ND	1.23	
PPSP-8-S-20241106	0.616		< 0.279	ND	0.770		< 0.279	ND	1.17	
PPSP-8-D-20241106	0.616		< 0.279	ND	0.600		< 0.279	ND	1.09	
PPSP-9-S-20241106	0.732		< 0.279	ND	0.533	J	< 0.279	ND	1.07	
PPSP-10-S-20241106	0.737		< 0.279	ND	0.759		< 0.279	ND	0.981	
PPSP-11-S-20241106	1.01		< 0.279	ND	0.567	J	< 0.279	ND	1.03	
PPSP-12-S-20241106	1.30		< 0.279	ND	0.646		< 0.279	ND	1.08	
PPSP-13-S-20241106	0.895		< 0.279	ND	0.486	J	< 0.279	ND	0.969	

PPSP-1-S-20241120	1.22		< 0.280	ND	0.381	J	< 0.280	ND	1.24	P
PPSP-1-B-20241120	< 0.192	ND	< 0.280	ND	< 0.280	ND	< 0.280	ND	< 0.248	ND, P
PPSP-2-S-20241120	0.929		< 0.280	ND	0.311	J	< 0.280	ND	0.782	P
PPSP-3-S-20241120	0.618		< 0.280	ND	0.368	J	< 0.280	ND	0.802	P
PPSP-4-S-20241120	0.625		< 0.280	ND	0.462	J	< 0.280	ND	1.83	P
PPSP-5-S-20241120	0.576		< 0.280	ND	0.426	J	< 0.280	ND	0.971	P
PPSP-6-S-20241120	0.523		< 0.280	ND	0.524	J	< 0.280	ND	1.80	P
PPSP-7-S-20241120	0.605		< 0.280	ND	0.512	J	< 0.280	ND	2.27	P
PPSP-8-S-20241120	0.561		< 0.280	ND	0.384	J	< 0.280	ND	0.776	P
PPSP-8-D-20241120	0.557		< 0.280	ND	0.395	J	< 0.280	ND	1.58	P
PPSP-9-S-20241120	0.843		< 0.280	ND	0.475	J	< 0.280	ND	0.981	P
PPSP-10-S-20241120	0.653		< 0.280	ND	0.507	J	< 0.280	ND	0.782	P
PPSP-11-S-20241120	0.966		< 0.280	ND	0.414	J	< 0.280	ND	1.83	P
PPSP-12-S-20241120	0.901		< 0.280	ND	< 0.280	ND	< 0.280	ND	0.884	P
PPSP-13-S-20241120	0.817		< 0.280	ND	< 0.280	ND	< 0.280	ND	0.720	P
PPSP-1-S-20241204	0.889		< 0.281	ND	0.313	J	< 0.281	ND	0.816	
PPSP-1-B-20241204	< 0.193	ND	< 0.281	ND	< 0.281	ND	< 0.281	ND	< 0.249	ND
PPSP-2-S-20241204	0.704		< 0.281	ND	0.357	J	< 0.281	ND	1.10	
PPSP-3-S-20241204	0.692		< 0.281	ND	0.406	J	< 0.281	ND	0.902	
PPSP-4-S-20241204	0.662		< 0.281	ND	0.307	J	< 0.281	ND	0.935	
PPSP-5-S-20241204	0.620		< 0.281	ND	0.392	J	< 0.281	ND	0.860	
PPSP-6-S-20241204	0.700		< 0.281	ND	0.300	J	< 0.281	ND	0.996	
PPSP-7-S-20241204	0.676		< 0.282	ND	0.424	J	< 0.282	ND	0.925	
PPSP-8-S-20241204	0.721		< 0.282	ND	0.311	J	< 0.282	ND	0.758	
PPSP-8-D-20241204	0.863		< 0.282	ND	0.378	J	< 0.282	ND	0.904	
PPSP-9-S-20241204	0.909		< 0.282	ND	0.297	J	< 0.282	ND	0.873	
PPSP-10-S-20241204	0.802		< 0.282	ND	0.338	J	< 0.282	ND	0.781	
PPSP-11-S-20241204	1.00		< 0.282	ND	< 0.282	ND	< 0.282	ND	0.758	
PPSP-12-S-20241204	0.804		< 0.281	ND	0.327	J	< 0.281	ND	0.759	
PPSP-13-S-20241204	0.774		< 0.281	ND	< 0.281	ND	< 0.281	ND	0.733	

J: Estimated value, the analyte was detected between the method detection limit and the reporting limit

ND: That analyte was not present above the method detection level

P: Field duplicate exceed 30% RPD

Summary Statistics	Benzene Conc. (µg/m ³)	Ethylbenzene Conc. (µg/m ³)	Xylene (m/p) Conc. (µg/m ³)	Xylene (o) Conc. (µg/m ³)	Toluene Conc. (µg/m ³)
Quarterly Maximum	1.58	0.282	0.856	0.282	2.27
Quarterly Average	0.800	0.278	0.454	0.278	1.10
Rolling Annual Maximum	1.62	0.587	1.06	0.594	3.40
Rolling Annual Average	--	--	--	--	--

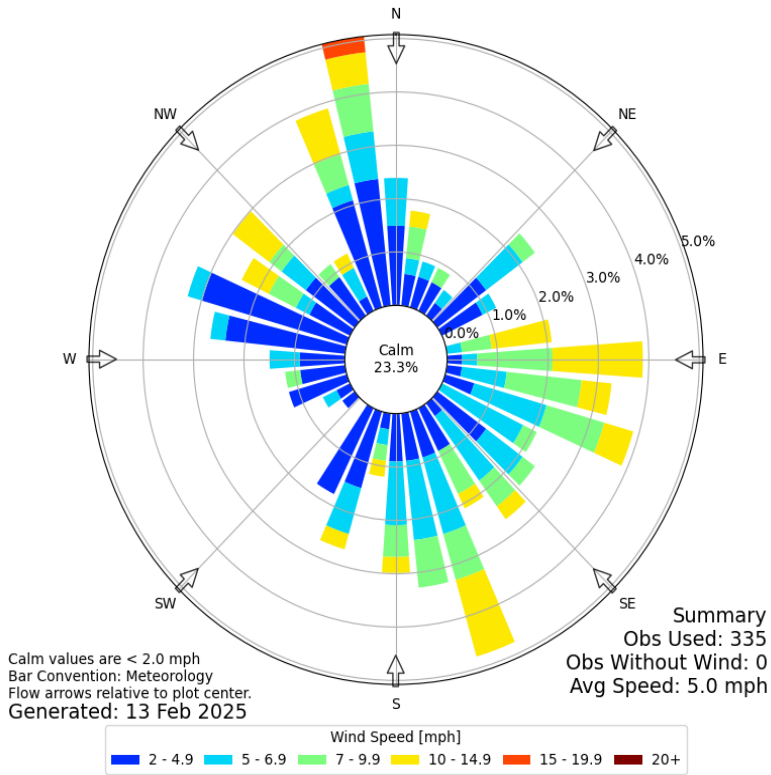
Note: Averages do not include field blanks

Begin Date:	Start Time:	End Date:	End Time:	Avg Temp. (°F):	Avg. Bar. Pressure (in):	Avg. Wind Speed (mph):	Avg. Wind Direction:
9/25/2024	9:28 a.m. - 10:38 a.m.	10/9/2024	10:00 a.m. - 11:27 a.m.	56.4	30.1	6.4	201.3
10/9/2024	10:00 a.m. - 11:28 a.m.	10/23/2024	9:52 a.m. - 11:14 a.m.	49.4	30.0	7.8	235.2
10/23/2024	9:54 a.m. - 11:18 a.m.	11/6/2024	10:20 a.m. - 11:30 a.m.	49.6	30.2	7.9	248.3
11/6/2024	10:22 a.m. - 11:32 a.m.	11/20/2024	9:33 a.m. - 10:44 a.m.	45.2	29.9	9.8	282.5
11/20/2024	9:35 a.m. - 10:45 a.m.	12/4/2024	9:26 a.m. - 10:49 a.m.	37.2	29.8	9.4	212.3
12/4/2024	9:28 a.m. - 10:51 a.m.	12/18/2024	9:58 a.m. - 10:55 a.m.	32.9	30.1	9.5	214.3

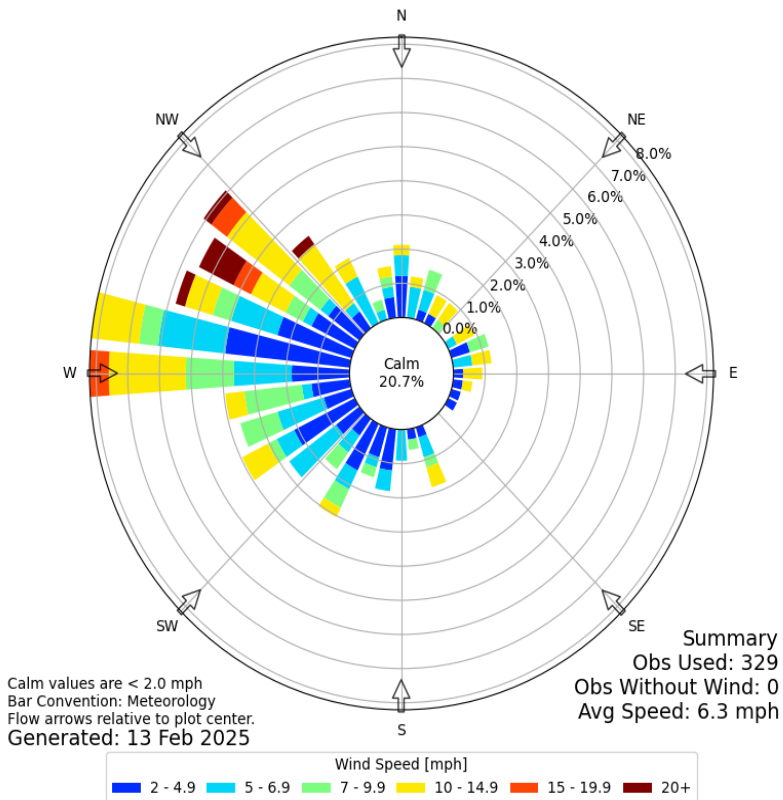
Location	Latitude	Longitude
Shelter 1	43.625044°	-70.268206°
Shelter 2	43.624461°	-70.269444°
Shelter 3	43.624128°	-70.272269°
Shelter 4	43.625869°	-70.273467°
Shelter 5	43.627444°	-70.274175°
Shelter 6	43.628351°	-70.272082°
Shelter 7	43.629353°	-70.270966°
Shelter 8	43.62845°	-70.269547°
Shelter 9	43.628232°	-70.267221°
Shelter 10	43.628461°	-70.265494°
Shelter 11	43.627796°	-70.263879°
Shelter 12	43.625964°	-70.263686°
Shelter 13	43.625017°	-70.265767°
KPWM Met Station	43.642222°	-70.304444°



Windrose Plot for [PWM] PORTLAND INTL JET
 Obs Between: 25 Sep 2024 09:51 AM - 09 Oct 2024 10:51 AM America/New_York

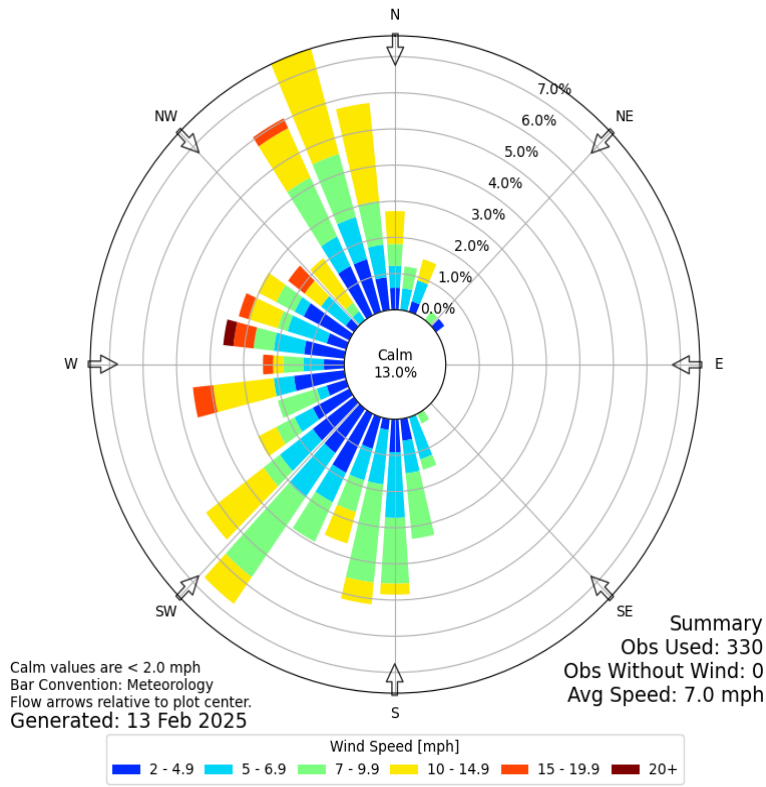


Windrose Plot for [PWM] PORTLAND INTL JET
 Obs Between: 09 Oct 2024 10:51 AM - 23 Oct 2024 10:51 AM America/New_York

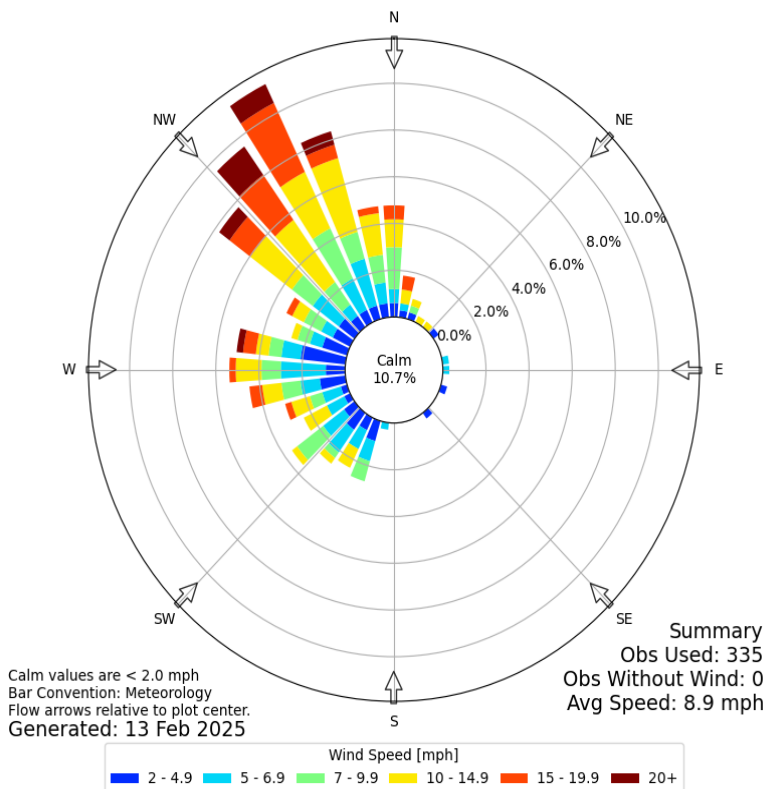




Windrose Plot for [PWM] PORTLAND INTL JET
Obs Between: 23 Oct 2024 10:51 AM - 06 Nov 2024 10:51 AM America/New_York

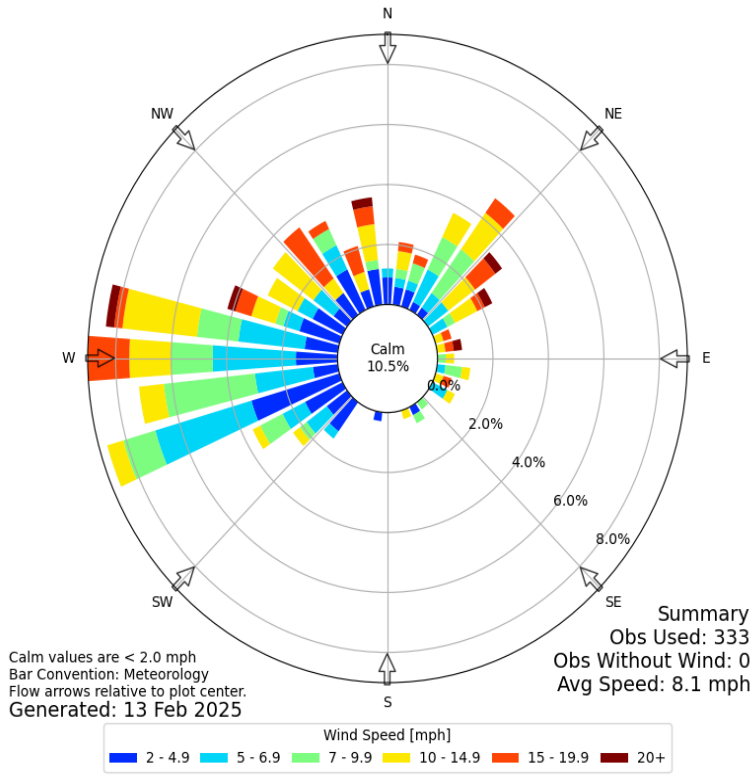


Windrose Plot for [PWM] PORTLAND INTL JET
Obs Between: 06 Nov 2024 10:51 AM - 20 Nov 2024 10:51 AM America/New_York

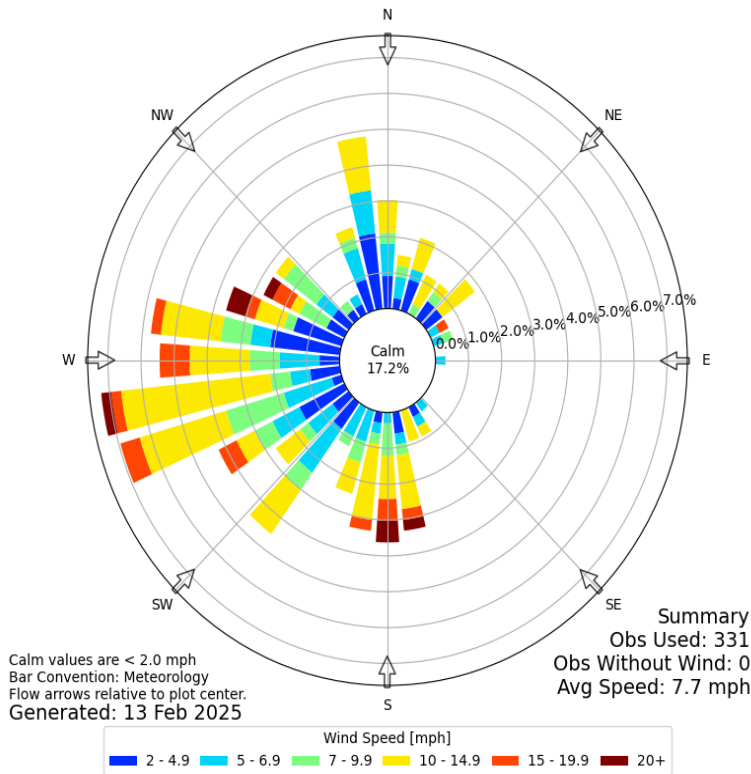




Windrose Plot for [PWM] PORTLAND INTL JET
Obs Between: 20 Nov 2024 10:51 AM - 04 Dec 2024 10:51 AM America/New_York



Windrose Plot for [PWM] PORTLAND INTL JET
Obs Between: 04 Dec 2024 10:51 AM - 18 Dec 2024 10:51 AM America/New_York



Portland Pipeline - S Portland, ME

Power Engineers, Inc.

303 U.S. Route One

Freeport, ME 04032

Sampling Event 6

Analytical Report (2024FW401)

EPA Method 325B

Benzene, Toluene, Ethylbenzene, m-/p-Xylenes, o-Xylene



Enthalpy Analytical, LLC

Phone: (919) 850 - 4392 / Fax: (919) 850 - 9012 / www.enthalpy.com

800-1 Capitola Drive, Durham, NC 27713

I certify that to the best of my knowledge all analytical data presented in this report:

- Have been checked for completeness
- Are accurate, error-free, and legible
- Have been conducted in accordance with approved protocol, and that all deviations and analytical problems are summarized in the appropriate narrative(s)

This analytical report was prepared in Portable Document Format (.PDF). This report shall not be reproduced except in full without approval of the laboratory. This will provide assurance that parts of a report are not taken out of context.



QA REVIEW PERFORMED BY

Brianna Berry
QA Associate I

Report Issued: 10/22/2024



Summary of Results



Enthalpy Analytical

Company: Power Engineers, Inc.

Job No.: 2024FW401-1 EPA Method 325B Analysis

Site: Portland Pipeline - S Portland, ME

Summary

Sample Code	Tube ID	Benzene (ug/m ³)	Flag	Ethylbenzene (ug/m ³)	Flag	m-/p-Xylene (ug/m ³)	Flag	o-Xylene (ug/m ³)	Flag	Toluene (ug/m ³)	Flag
PPSP-6-S-20240925	C38854	0.639			ND	0.635			ND	1.13	
PPSP-5-S-20240925	B33811	0.726			ND	0.428	J		ND	1.08	
PPSP-4-S-20240925	B46349	0.625			ND	0.428	J		ND	0.939	
PPSP-3-S-20240925	B16349	0.597			ND	0.463	J		ND	1.16	
PPSP-2-S-20240925	B42538	0.730			ND	0.388	J		ND	0.961	
PPSP-1-S-20240925	C00847	0.769			ND	0.306	J		ND	0.835	
PPSP-1-B-20240925	B38544		ND		ND		ND		ND		ND
PPSP-13-S-20240925	B43396	0.674			ND	0.339	J		ND	0.785	
PPSP-12-S-20240925	C01690	0.618			ND	0.292	J		ND	0.748	
PPSP-11-S-20240925	B49435	0.754			ND	0.366	J		ND	0.800	
PPSP-10-S-20240925	C20410	0.996			ND	0.401	J		ND	1.05	
PPSP-9-S-20240925	B33824	0.939			ND	0.546	J		ND	1.29	
PPSP-8-S-20240925	C34261	0.641			ND	0.313	J		ND	0.866	
PPSP-8-D-20240925	B48572	0.767			ND	0.299	J		ND	0.917	
PPSP-7-S-20240925	C37027	0.611			ND	0.359	J		ND	1.02	

J: Estimated Value - The analyte was detected between the Method Detection Limit and Reporting Limit

ND: The analyte was not present above the Method Detection Limit

Results



Enthalpy Analytical

Company: Power Engineers, Inc.

Job No.: 2024FW401-1 EPA Method 325B Analysis

Site: Portland Pipeline - S Portland, ME

Benzene

Sample Code	Tube ID	Conc (ug/m ³)	Conc (ppbv)	Calc Amt (ng)	Temp (°F)	Uptake Rate (mL/min)	Sample Time (min)	LOD (ug/m ³)	LOQ (ug/m ³)	LOD (ppbv)	LOQ (ppbv)	Flags
PPSP-6-S-20240925	C38854	0.639	0.200	8.48	57.0	0.657	20,192	0.188	0.391	0.0590	0.122	
PPSP-5-S-20240925	B33811	0.726	0.227	9.63	57.0	0.657	20,194	0.188	0.391	0.0590	0.122	
PPSP-4-S-20240925	B46349	0.625	0.196	8.29	57.0	0.657	20,194	0.188	0.391	0.0590	0.122	
PPSP-3-S-20240925	B16349	0.597	0.187	7.93	57.0	0.657	20,194	0.188	0.391	0.0590	0.122	
PPSP-2-S-20240925	B42538	0.730	0.229	9.69	57.0	0.657	20,194	0.188	0.391	0.0590	0.122	
PPSP-1-S-20240925	C00847	0.769	0.241	10.2	57.0	0.657	20,195	0.188	0.391	0.0590	0.122	
PPSP-1-B-20240925	B38544				57.0	0.657	20,195	0.188	0.391	0.0590	0.122	ND
PPSP-13-S-20240925	B43396	0.674	0.211	8.95	57.0	0.657	20,199	0.188	0.391	0.0590	0.122	
PPSP-12-S-20240925	C01690	0.618	0.194	8.21	57.0	0.657	20,201	0.188	0.391	0.0590	0.122	
PPSP-11-S-20240925	B49435	0.754	0.236	10.0	57.0	0.657	20,203	0.188	0.391	0.0590	0.122	
PPSP-10-S-20240925	C20410	0.996	0.312	13.2	57.0	0.657	20,204	0.188	0.391	0.0590	0.122	
PPSP-9-S-20240925	B33824	0.939	0.294	12.5	57.0	0.657	20,206	0.188	0.391	0.0589	0.122	
PPSP-8-S-20240925	C34261	0.641	0.201	8.52	57.0	0.657	20,205	0.188	0.391	0.0590	0.122	
PPSP-8-D-20240925	B48572	0.767	0.240	10.2	57.0	0.657	20,205	0.188	0.391	0.0590	0.122	
PPSP-7-S-20240925	C37027	0.611	0.191	8.11	57.0	0.657	20,209	0.188	0.391	0.0589	0.122	

Enthalpy Analytical

Company: Power Engineers, Inc.

Job No.: 2024FW401-1 EPA Method 325B Analysis

Site: Portland Pipeline - S Portland, ME

Ethylbenzene

Sample Code	Tube ID	Conc (ug/m ³)	Conc (ppbv)	Calc Amt (ng)	Temp (°F)	Uptake Rate (mL/min)	Sample Time (min)	LOD (ug/m ³)	LOQ (ug/m ³)	LOD (ppbv)	LOQ (ppbv)	Flags
PPSP-6-S-20240925	C38854				57.0	0.451	20,192	0.274	0.585	0.0632	0.135	ND
PPSP-5-S-20240925	B33811				57.0	0.451	20,194	0.274	0.585	0.0632	0.135	ND
PPSP-4-S-20240925	B46349				57.0	0.451	20,194	0.274	0.585	0.0632	0.135	ND
PPSP-3-S-20240925	B16349				57.0	0.451	20,194	0.274	0.585	0.0632	0.135	ND
PPSP-2-S-20240925	B42538				57.0	0.451	20,194	0.274	0.585	0.0632	0.135	ND
PPSP-1-S-20240925	C00847				57.0	0.451	20,195	0.274	0.585	0.0632	0.135	ND
PPSP-1-B-20240925	B38544				57.0	0.451	20,195	0.274	0.585	0.0632	0.135	ND
PPSP-13-S-20240925	B43396				57.0	0.451	20,199	0.274	0.585	0.0632	0.135	ND
PPSP-12-S-20240925	C01690				57.0	0.451	20,201	0.274	0.585	0.0632	0.135	ND
PPSP-11-S-20240925	B49435				57.0	0.451	20,203	0.274	0.585	0.0632	0.135	ND
PPSP-10-S-20240925	C20410				57.0	0.451	20,204	0.274	0.585	0.0632	0.135	ND
PPSP-9-S-20240925	B33824				57.0	0.451	20,206	0.274	0.585	0.0632	0.135	ND
PPSP-8-S-20240925	C34261				57.0	0.451	20,205	0.274	0.585	0.0632	0.135	ND
PPSP-8-D-20240925	B48572				57.0	0.451	20,205	0.274	0.585	0.0632	0.135	ND
PPSP-7-S-20240925	C37027				57.0	0.451	20,209	0.274	0.585	0.0632	0.135	ND

Enthalpy Analytical

Company: Power Engineers, Inc.

Job No.: 2024FW401-1 EPA Method 325B Analysis

Site: Portland Pipeline - S Portland, ME

m-/p-Xylene

Sample Code	Tube ID	Conc (ug/m ³)	Conc (ppbv)	Calc Amt (ng)	Temp (°F)	Uptake Rate (mL/min)	Sample Time (min)	LOD (ug/m ³)	LOQ (ug/m ³)	LOD (ppbv)	LOQ (ppbv)	Flags
PPSP-6-S-20240925	C38854	0.635	0.146	5.79	57.0	0.451	20,192	0.274	0.589	0.0632	0.136	
PPSP-5-S-20240925	B33811	0.428	0.0986	3.90	57.0	0.451	20,194	0.274	0.589	0.0632	0.136	J
PPSP-4-S-20240925	B46349	0.428	0.0986	3.90	57.0	0.451	20,194	0.274	0.589	0.0632	0.136	J
PPSP-3-S-20240925	B16349	0.463	0.107	4.22	57.0	0.451	20,194	0.274	0.589	0.0632	0.136	J
PPSP-2-S-20240925	B42538	0.388	0.0895	3.54	57.0	0.451	20,194	0.274	0.589	0.0632	0.136	J
PPSP-1-S-20240925	C00847	0.306	0.0705	2.79	57.0	0.451	20,195	0.274	0.589	0.0632	0.136	J
PPSP-1-B-20240925	B38544				57.0	0.451	20,195	0.274	0.589	0.0632	0.136	ND
PPSP-13-S-20240925	B43396	0.339	0.0781	3.09	57.0	0.451	20,199	0.274	0.589	0.0632	0.136	J
PPSP-12-S-20240925	C01690	0.292	0.0672	2.66	57.0	0.451	20,201	0.274	0.589	0.0632	0.136	J
PPSP-11-S-20240925	B49435	0.366	0.0844	3.34	57.0	0.451	20,203	0.274	0.589	0.0632	0.136	J
PPSP-10-S-20240925	C20410	0.401	0.0923	3.65	57.0	0.451	20,204	0.274	0.589	0.0632	0.136	J
PPSP-9-S-20240925	B33824	0.546	0.126	4.98	57.0	0.451	20,206	0.274	0.589	0.0632	0.136	J
PPSP-8-S-20240925	C34261	0.313	0.0721	2.85	57.0	0.451	20,205	0.274	0.589	0.0632	0.136	J
PPSP-8-D-20240925	B48572	0.299	0.0690	2.73	57.0	0.451	20,205	0.274	0.589	0.0632	0.136	J
PPSP-7-S-20240925	C37027	0.359	0.0828	3.28	57.0	0.451	20,209	0.274	0.589	0.0632	0.136	J

Enthalpy Analytical

Company: Power Engineers, Inc.

Job No.: 2024FW401-1 EPA Method 325B Analysis

Site: Portland Pipeline - S Portland, ME

o-Xylene

Sample Code	Tube ID	Conc (ug/m ³)	Conc (ppbv)	Calc Amt (ng)	Temp (°F)	Uptake Rate (mL/min)	Sample Time (min)	LOD (ug/m ³)	LOQ (ug/m ³)	LOD (ppbv)	LOQ (ppbv)	Flags
PPSP-6-S-20240925	C38854				57.0	0.451	20,192	0.274	0.592	0.0632	0.136	ND
PPSP-5-S-20240925	B33811				57.0	0.451	20,194	0.274	0.592	0.0632	0.136	ND
PPSP-4-S-20240925	B46349				57.0	0.451	20,194	0.274	0.592	0.0632	0.136	ND
PPSP-3-S-20240925	B16349				57.0	0.451	20,194	0.274	0.592	0.0632	0.136	ND
PPSP-2-S-20240925	B42538				57.0	0.451	20,194	0.274	0.592	0.0632	0.136	ND
PPSP-1-S-20240925	C00847				57.0	0.451	20,195	0.274	0.592	0.0632	0.136	ND
PPSP-1-B-20240925	B38544				57.0	0.451	20,195	0.274	0.592	0.0632	0.136	ND
PPSP-13-S-20240925	B43396				57.0	0.451	20,199	0.274	0.592	0.0632	0.136	ND
PPSP-12-S-20240925	C01690				57.0	0.451	20,201	0.274	0.592	0.0632	0.136	ND
PPSP-11-S-20240925	B49435				57.0	0.451	20,203	0.274	0.592	0.0632	0.136	ND
PPSP-10-S-20240925	C20410				57.0	0.451	20,204	0.274	0.592	0.0632	0.136	ND
PPSP-9-S-20240925	B33824				57.0	0.451	20,206	0.274	0.592	0.0632	0.136	ND
PPSP-8-S-20240925	C34261				57.0	0.451	20,205	0.274	0.592	0.0632	0.136	ND
PPSP-8-D-20240925	B48572				57.0	0.451	20,205	0.274	0.592	0.0632	0.136	ND
PPSP-7-S-20240925	C37027				57.0	0.451	20,209	0.274	0.592	0.0632	0.136	ND

Enthalpy Analytical

Company: Power Engineers, Inc.

Job No.: 2024FW401-1 EPA Method 325B Analysis

Site: Portland Pipeline - S Portland, ME

Toluene

Sample Code	Tube ID	Conc (ug/m ³)	Conc (ppbv)	Calc Amt (ng)	Temp (°F)	Uptake Rate (mL/min)	Sample Time (min)	LOD (ug/m ³)	LOQ (ug/m ³)	LOD (ppbv)	LOQ (ppbv)	Flags
PPSP-6-S-20240925	C38854	1.13	0.299	11.6	57.0	0.510	20,192	0.243	0.523	0.0644	0.139	
PPSP-5-S-20240925	B33811	1.08	0.288	11.2	57.0	0.510	20,194	0.243	0.523	0.0644	0.139	
PPSP-4-S-20240925	B46349	0.939	0.249	9.68	57.0	0.510	20,194	0.243	0.523	0.0644	0.139	
PPSP-3-S-20240925	B16349	1.16	0.307	11.9	57.0	0.510	20,194	0.243	0.523	0.0644	0.139	
PPSP-2-S-20240925	B42538	0.961	0.255	9.90	57.0	0.510	20,194	0.243	0.523	0.0644	0.139	
PPSP-1-S-20240925	C00847	0.835	0.222	8.60	57.0	0.510	20,195	0.243	0.523	0.0644	0.139	
PPSP-1-B-20240925	B38544				57.0	0.510	20,195	0.243	0.523	0.0644	0.139	ND
PPSP-13-S-20240925	B43396	0.785	0.208	8.09	57.0	0.510	20,199	0.243	0.523	0.0644	0.139	
PPSP-12-S-20240925	C01690	0.748	0.199	7.71	57.0	0.510	20,201	0.243	0.523	0.0644	0.139	
PPSP-11-S-20240925	B49435	0.800	0.213	8.25	57.0	0.510	20,203	0.243	0.523	0.0644	0.139	
PPSP-10-S-20240925	C20410	1.05	0.278	10.8	57.0	0.510	20,204	0.243	0.523	0.0644	0.139	
PPSP-9-S-20240925	B33824	1.29	0.344	13.3	57.0	0.510	20,206	0.242	0.523	0.0644	0.139	
PPSP-8-S-20240925	C34261	0.866	0.230	8.93	57.0	0.510	20,205	0.243	0.523	0.0644	0.139	
PPSP-8-D-20240925	B48572	0.917	0.244	9.46	57.0	0.510	20,205	0.243	0.523	0.0644	0.139	
PPSP-7-S-20240925	C37027	1.02	0.272	10.6	57.0	0.510	20,209	0.242	0.523	0.0644	0.139	

J: Estimated Value - The analyte was detected between the Method Detection Limit and Reporting Limit

ND: The analyte was not present above the Method Detection Limit

QC



Enthalpy Analytical

Company: Power Engineers, Inc.

Job No.: 2024FW401-1 EPA Method 325B Analysis

Site: Portland Pipeline - S Portland, ME

QC Samples

Field Sample Type	Sample Code	Benzene		Ethylbenzene		m-/p-Xylene		o-Xylene		Toluene	
Blanks (ug/m ³)	PPSP-1-B-20240925	ND	Pass	ND	Pass	ND	Pass	ND	Pass	ND	Pass
Duplicates (difference)	PPSP-8-D-20240925	18%	Pass		Pass	4.4%	Pass		Pass	5.7%	Pass

Narrative Summary



Enthalpy Analytical Narrative Summary

Company	Power Engineers, Inc.
Site	Portland Pipeline - S Portland, ME
Report #	2024FW401


Custody	<p>Enthalpy Analytical, LLC received the sample tubes on 10/10/24. The samples were received in good condition at a temperature of 16.3 °C.</p> <p>Prior to, during, and after analysis, the samples were kept under lock with access only to authorized personnel by Enthalpy Analytical, LLC.</p>
Analysis	<p>The samples were analyzed for benzene, toluene, ethylbenzene, m-/p-xylenes, and o-xylene using EPA Method 325B – Volatile Organic Compounds from Fugitive and Area Sources by Thermal Desorption and GC/MS. A copy of the acquisition method (M325B-TD35.M) is not included in this report but may be available upon request.</p>
Calibration	<p>All BFB criteria have been met for this analysis.</p> <p>The initial calibration met 30% RSD criteria. The initial calibration verification met 30% recovery criteria. The continuing calibration verifications met 30% difference criteria. The initial and continuing calibration raw data are not included in this report but are available upon request.</p>
Quality Control Notes	<p>All quality control criteria required by the method and/or the laboratory SOP have been met unless noted otherwise below.</p>
Reporting Notes	<p>The samples may have been purged to remove known or suspected moisture. If purging occurred, a CCV and a Method Blank will have been purged alongside the samples. The laboratory maintains documentation of samples that are purged.</p> <p>As specified in EPA Method 325B, the response factor of the daily continuing calibration standard was used to quantitate all field samples and blanks.</p> <p>All samples were reported as amount in ng catch, and concentration in µg/m³ and ppbv.</p> <p>The results presented in this report are representative of the samples as provided to the laboratory.</p> <p>These analyses met the requirements of the TNI Standard. Any deviations from the requirements of the reference method or TNI Standard have been stated above.</p>



Sample Custody



2024FW401



EPA Method 325 A/B
Field Test Data Sheet and
Chain of Custody Record

Page # 1 of # 2

- Standard Turn Around Time (7 business days)
- Rush Turn Around Time
- All TATs Subject to Approval by Enthalpy Analytical, LLC
- Unless otherwise specified, sample tubes will be conditioned for re-use 3 business days after submission of results


Site Name:	South Portland Terminal	Client Name:	Portland Pipe Line	PO#:	
Site Address:		Project Number:		Sample Event #	20241009
City:		Project Manager:	Tom Rolfson	Sorbent:	
State:		Email Address:	tom.rolfson@powererg.com		
Zip:		Telephone #:			

Location	Sample ID (Tube ID)	Sample, Blank or Duplicate	Start Date	Start Time	Stop Date	Stop Time	Deployed/Collected by	Ave. Pressure (inHg)	Avg. Ambient Temp. (°F)
6	C38854	sample	9/25/24	9:28 AM	10/9/24	10:00 AM	JB / JB		
5	B33811	sample	9/25/24	9:34 AM	10/9/24	10:08 AM	JB / JB		
4	B46349	sample	9/25/24	9:40 AM	10/9/24	10:14 AM	JB / JB		
3	B16349	sample	9/25/24	9:47 AM	10/9/24	10:21 AM	JB / JB		
2	B42538	sample	9/25/24	9:53 AM	10/9/24	10:27 AM	JB / JB		
1	C00847	sample	9/25/24	9:58 AM	10/9/24	10:33 AM	JB / JB		
1	B38544	blank	9/25/24	9:58 AM	10/9/24	10:33 AM	JB / JB		
13	B43396	sample	9/25/24	10:04 AM	10/9/24	10:43 AM	JB / JB		

Relinquished By (printed):	Relinquished By (signature):	Relinquished Date:	Relinquished Time:
Jen Bowidowicz	<i>Jennifer Bowidowicz</i>	10/9/2024	
Received By (printed):	Received By (signature):	Receipt Date:	Receipt Time:
<i>Beagan Allen</i>	<i>[Signature]</i>	10/10/2024	10:00
Sample Condition Upon Receipt:	Compound List:	Custody Seal Intact? Y/N:	Delivery tracking #
Good	BTEX	Yes	
Ice Temp:	Blank Temp:	Add Custody Seal # below:	
16.3	F1UKE7A	24A02651	

Comments: Please pull the ambient temp from the KPWM NOAA station. Thank you

2024FW401



EPA Method 325 A/B
Field Test Data Sheet and
Chain of Custody Record

Page # 2 of # 2

- Standard Turn Around Time (7 business days)
- Rush Turn Around Time
- All TATs Subject to Approval by Enthalpy Analytical, LLC
- Unless otherwise specified, sample tubes will be conditioned for re-use 3 business days after submission of results

Site Name:	South Portland Terminal	Client Name:	Portland Pipe Line	PO#:	
Site Address:		Project Number:		Sample Event #	20241009
City:		Project Manager:	Tom Rolfson	Sorbent:	
State:		Email Address:	tom.rolfson@powererg.com		
Zip:		Telephone #:			

Location	Sample ID (Tube ID)	Sample, Blank or Duplicate	Start Date	Start Time	Stop Date	Stop Time	Deployed/Collected by	Ave. Pressure (inHg)	Avg. Ambient Temp. (°F)
12	C01690	sample	9/25/24	10:12 AM	10/9/24	10:53 AM	JB / JB		
11	B49435	sample	9/25/24	10:16 AM	10/9/24	10:59 AM	JB / JB		
10	C20410	sample	9/25/24	10:22 AM	10/9/24	11:06 AM	JB / JB		
9	B33824	sample	9/25/24	10:26 AM	10/9/24	11:12 AM	JB / JB		
8	C34261	sample	9/25/24	10:33 AM	10/9/24	11:18 AM	JB / JB		
8	B48572	duplicate	9/25/24	10:33 AM	10/9/24	11:18 AM	JB / JB		
7	C37027	sample	9/25/24	10:38 AM	10/9/24	11:27 AM	JB / JB		

Relinquished By (printed):	Relinquished By (signature):	Relinquished Date:	Relinquished Time:
Jen Bowidowicz	<i>Jennifer Bowidowicz</i>	10/9/2024	
Received By (printed):	Received By (signature):	Receipt Date:	Receipt Time:
Began Allen	<i>Began Allen</i>	10/10/2024	10:00
Sample Condition Upon Receipt:	Compound List:	Custody Seal Intact? Y/N:	Delivery tracking #
Good	BTEX	Yes	
Ice Temp:	Blank Temp:	Add Custody Seal # below:	
16.3	Fluke TA	24A02651	

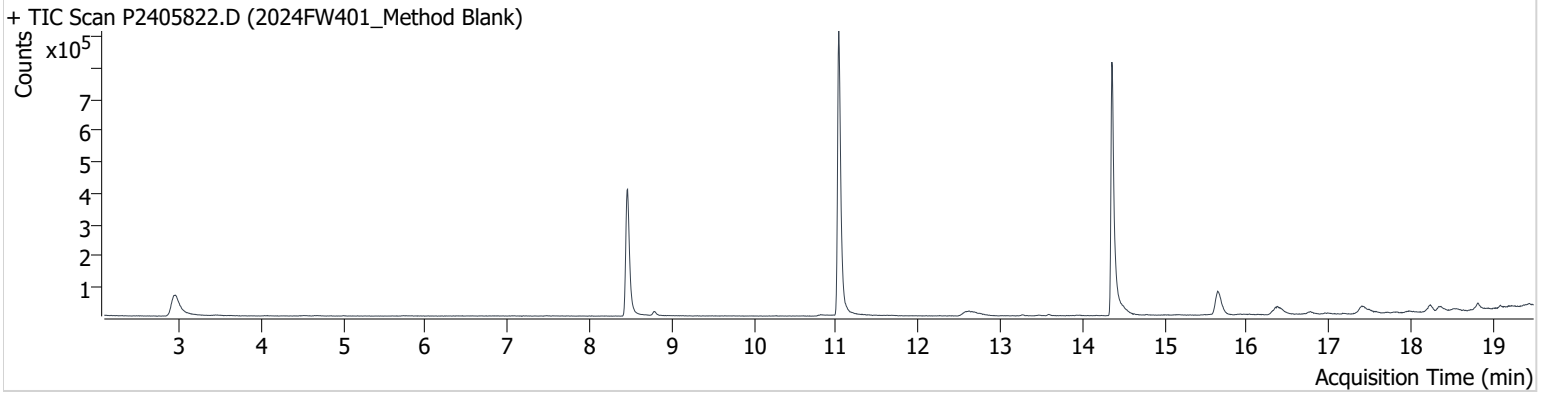
Comments: Please pull the ambient temp from the KPWM NOAA station. Thank you

Sample Chromatograms



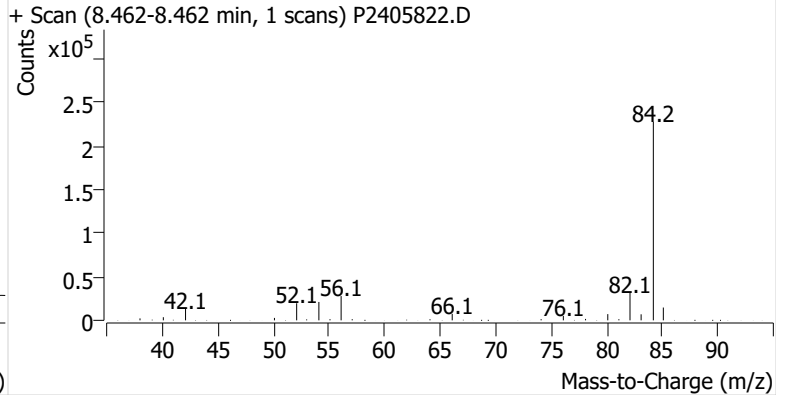
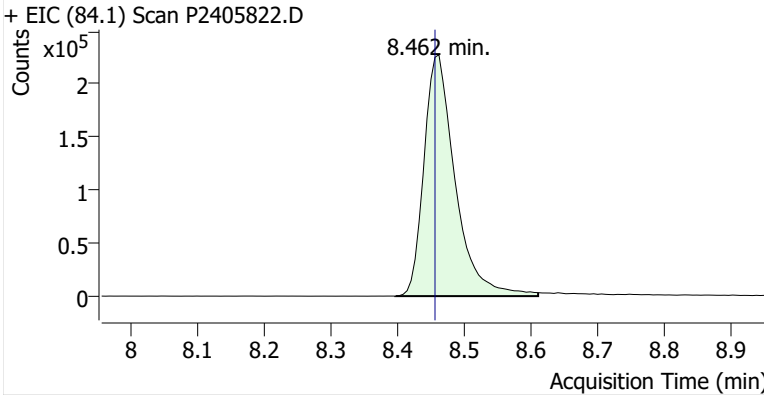
Name 2024FW401_Method Blank
Comment B33686
Data File P2405822.D
Acq. Date-Time 10/10/2024 5:28:32 PM
Acq. Method File M325B-TD35
Tube Sorbent Carbopack X
Analyze Quant Version 12.1
Report Quant Version 12.1

Sample Chromatogram

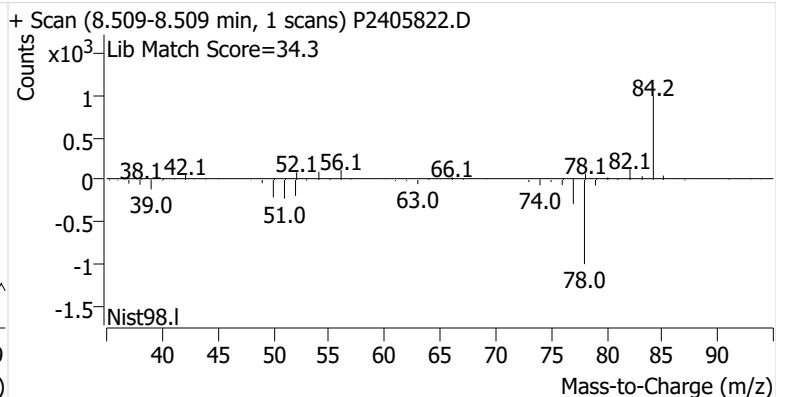
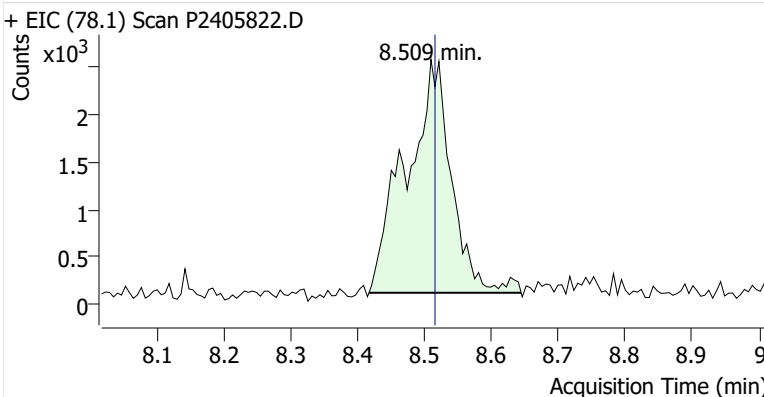


Name	ISTD	RT	ICAL RT	Resp.	Int. Flag
benzene-d6 (IS)		8.462	8.456	739,702	
Benzene	benzene-d6 (IS)	8.509	8.515	11,605	
Toluene-d8 (IS)		11.032	11.032	1,014,884	
Toluene	Toluene-d8 (IS)	11.127	11.121	6,160	
Ethylbenzene	Toluene-d8 (IS)	13.269	13.252	3,329	
m-/p-Xylene	Toluene-d8 (IS)	13.471	13.459	2,113	
o-Xylene	Toluene-d8 (IS)	13.928	13.922	2,301	m

benzene-d6 (IS)

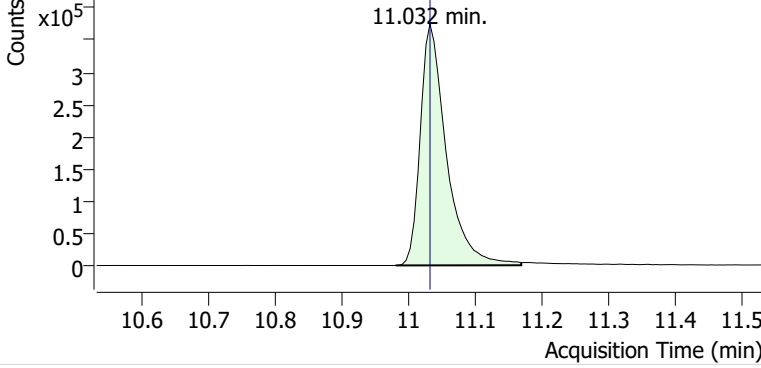


Benzene

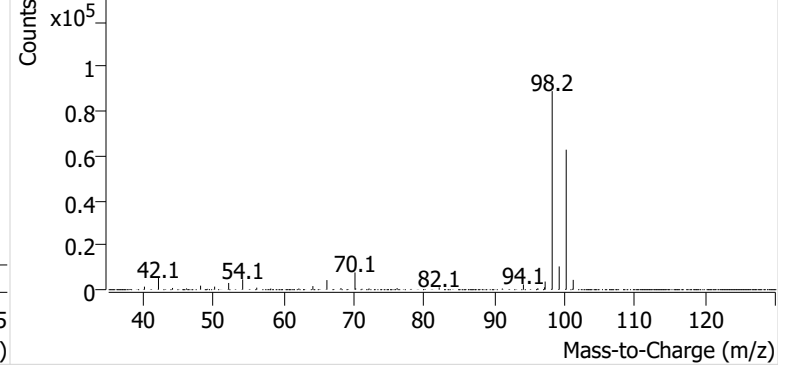


Toluene-d8 (IS)

+ EIC (98.1) Scan P2405822.D

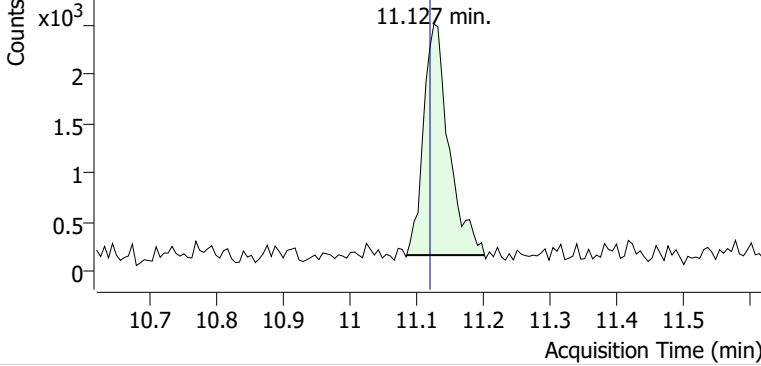


+ Scan (10.980-11.168 min, 32 scans) P2405822.D

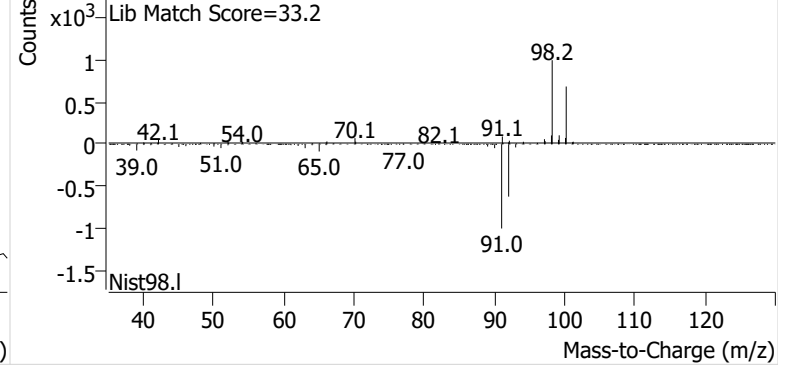


Toluene

+ EIC (91.1) Scan P2405822.D

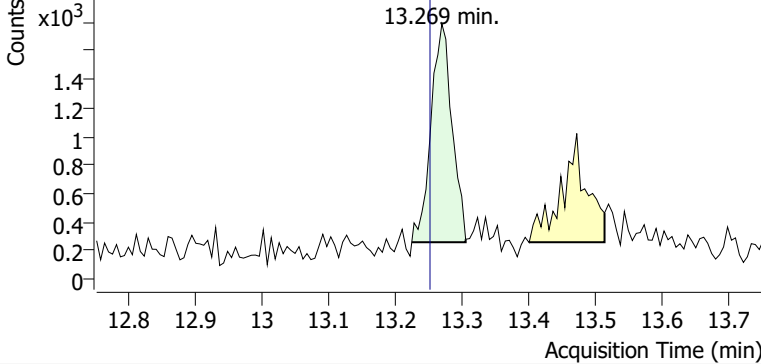


+ Scan (11.086-11.202 min, 19 scans) P2405822.D

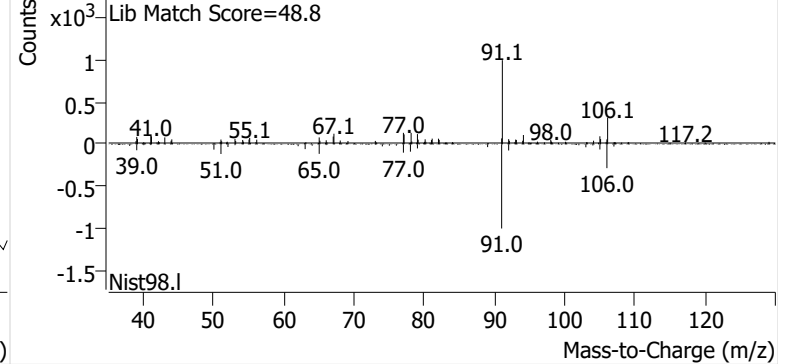


Ethylbenzene

+ EIC (91.1) Scan P2405822.D

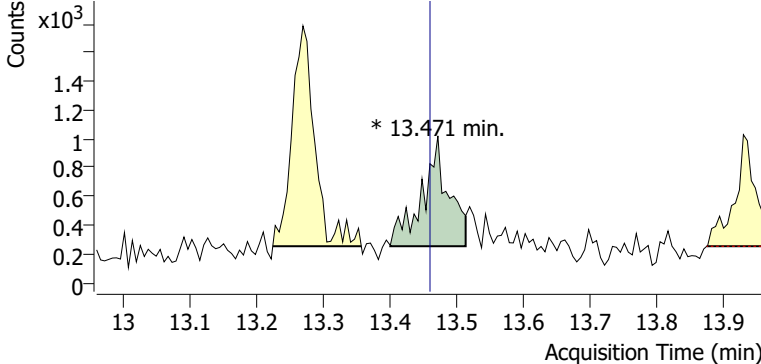


+ Scan (13.224-13.305 min, 14 scans) P2405822.D

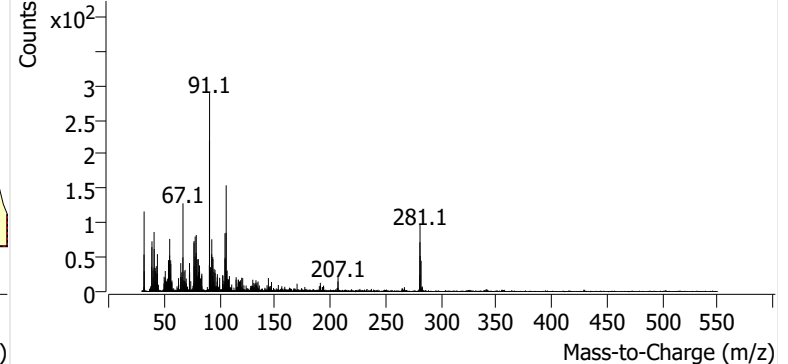


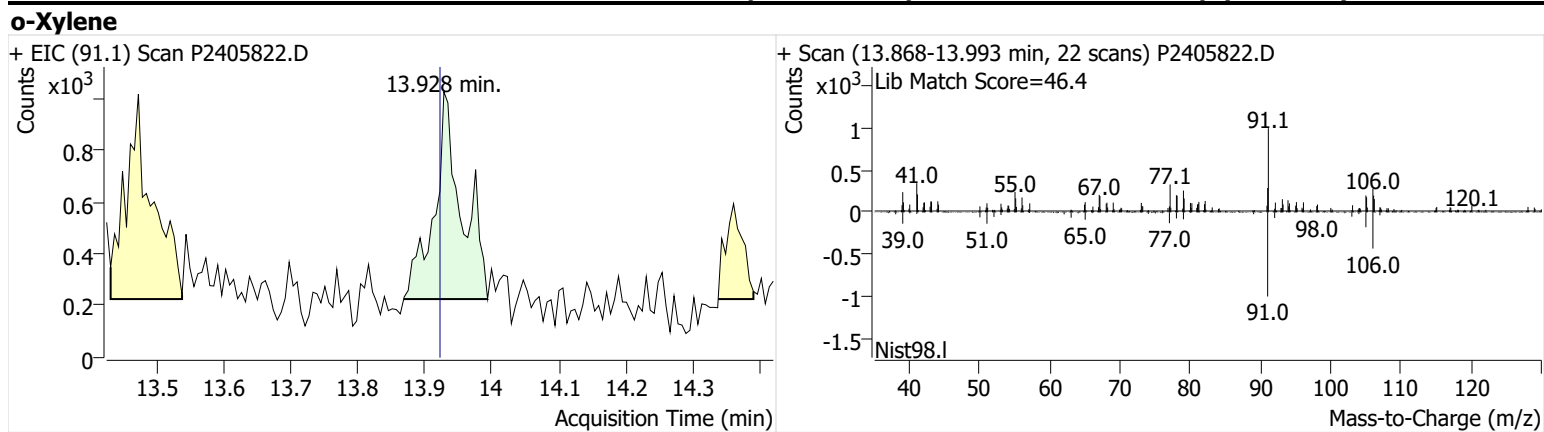
m-/p-Xylene

+ EIC (91.1) Scan P2405822.D



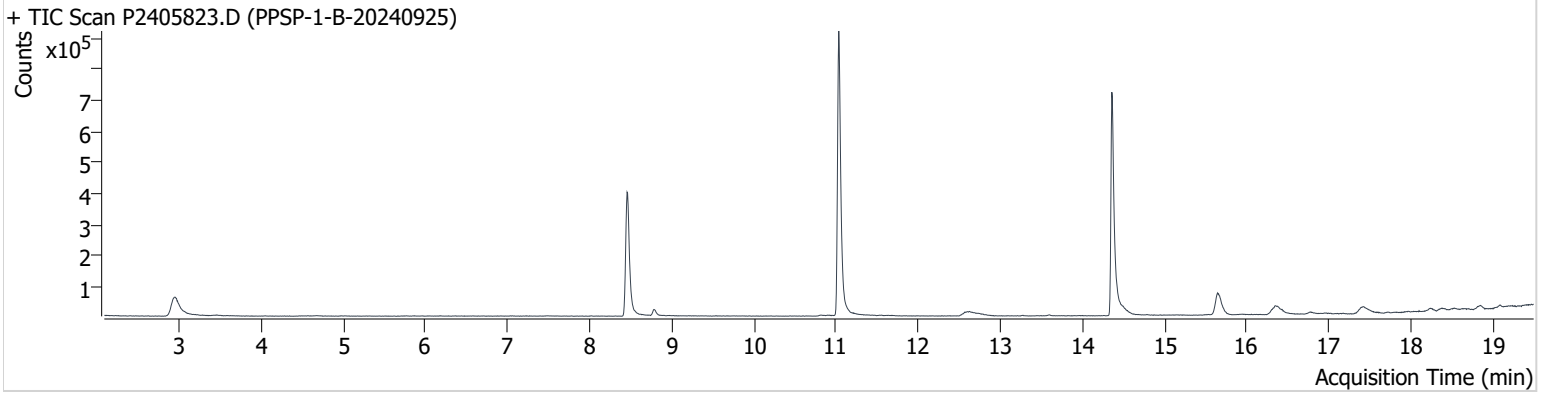
+ Scan (13.400-13.513 min, 20 scans) P2405822.D





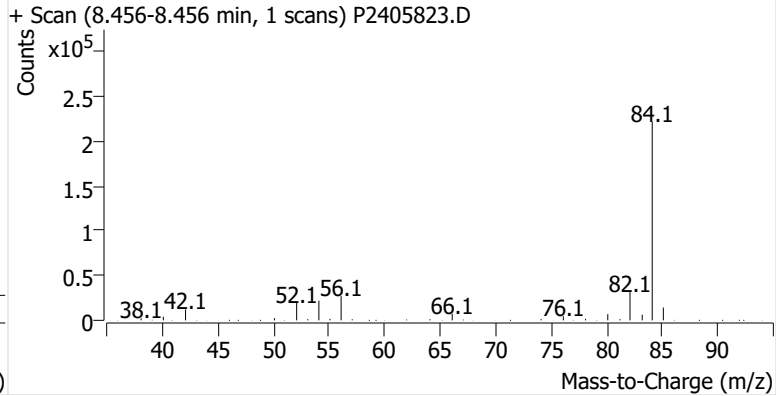
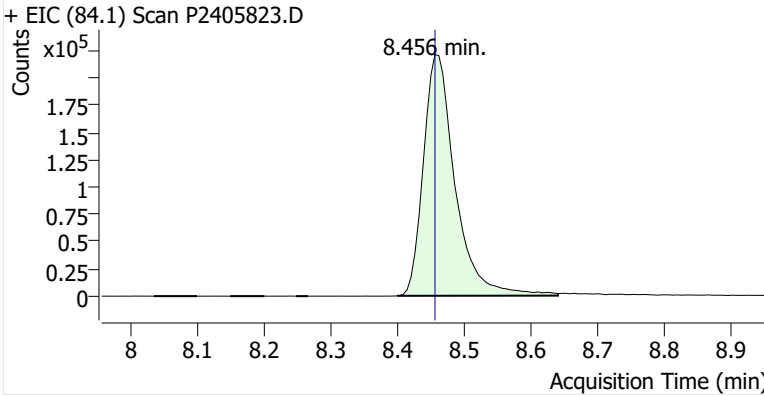
Name PPSP-1-B-20240925
Comment B38544
Data File P2405823.D
Acq. Date-Time 10/10/2024 6:05:48 PM
Acq. Method File M325B-TD35
Tube Sorbent Carbopack X
Analyze Quant Version 12.1
Report Quant Version 12.1

Sample Chromatogram

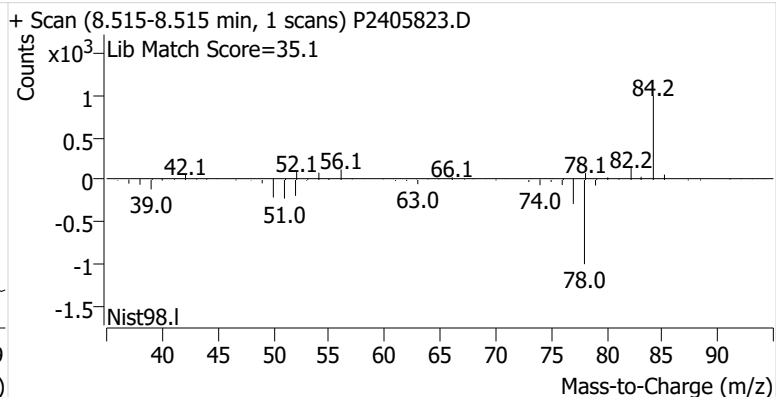
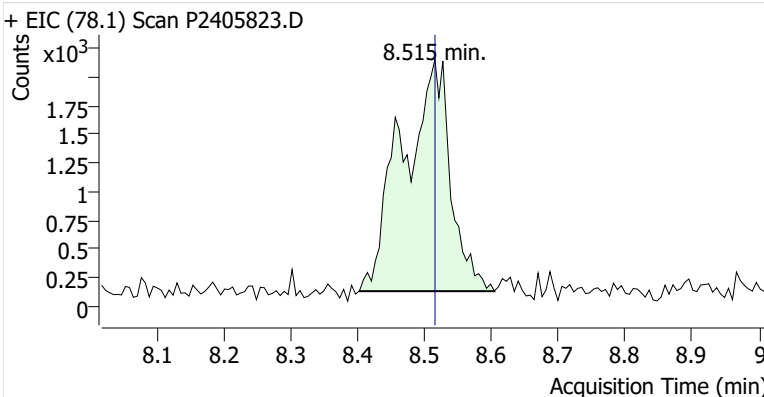


Name	ISTD	RT	ICAL RT	Resp.	Int. Flag
benzene-d6 (IS)		8.456	8.456	728,884	
Benzene	benzene-d6 (IS)	8.515	8.515	10,124	
Toluene-d8 (IS)		11.032	11.032	1,025,569	
Toluene	Toluene-d8 (IS)	11.121	11.121	7,144	
Ethylbenzene	Toluene-d8 (IS)	13.275	13.252	1,866	
m-/p-Xylene	Toluene-d8 (IS)	13.275	13.459	ND	m
o-Xylene	Toluene-d8 (IS)	13.940	13.922	474	

benzene-d6 (IS)

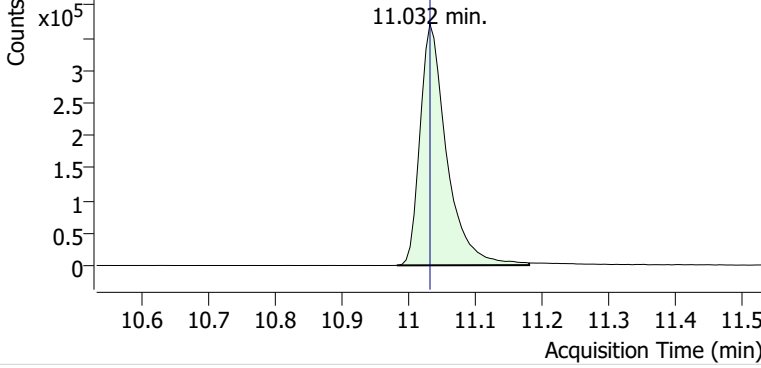


Benzene

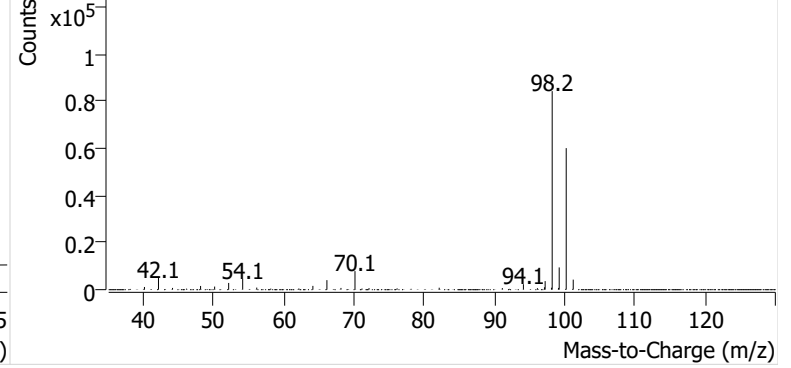


Toluene-d8 (IS)

+ EIC (98.1) Scan P2405823.D

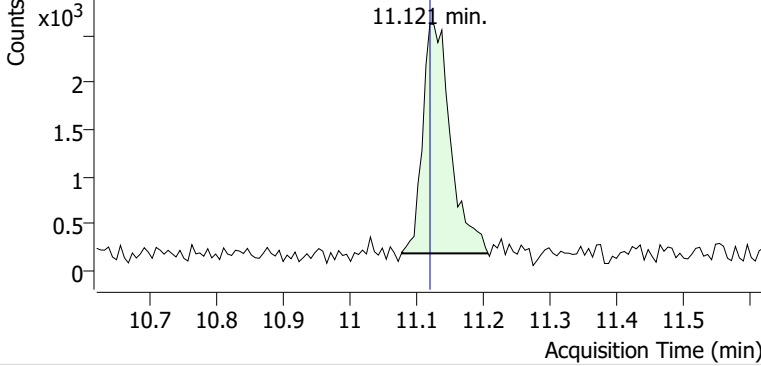


+ Scan (10.982-11.180 min, 34 scans) P2405823.D

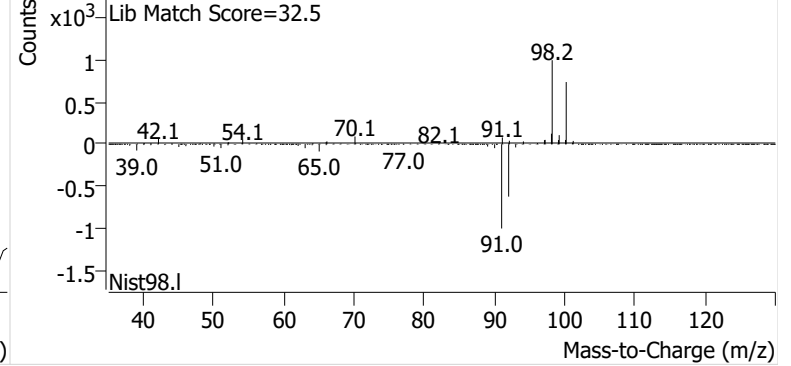


Toluene

+ EIC (91.1) Scan P2405823.D

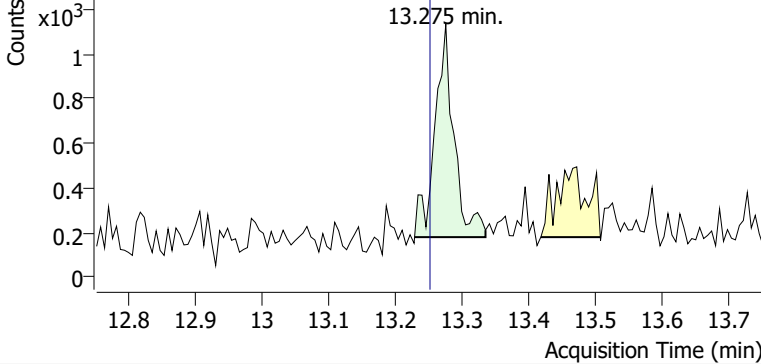


+ Scan (11.079-11.208 min, 22 scans) P2405823.D

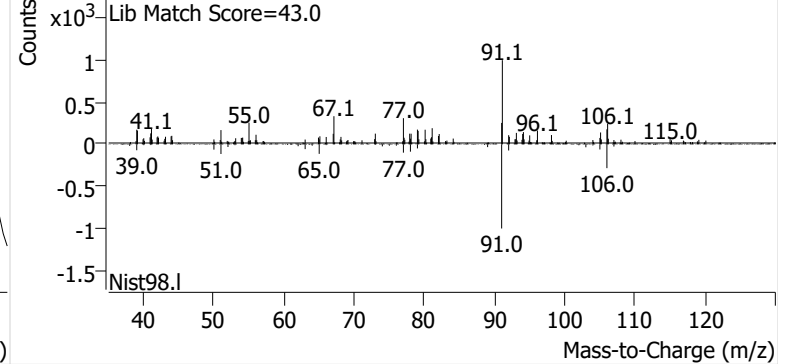


Ethylbenzene

+ EIC (91.1) Scan P2405823.D

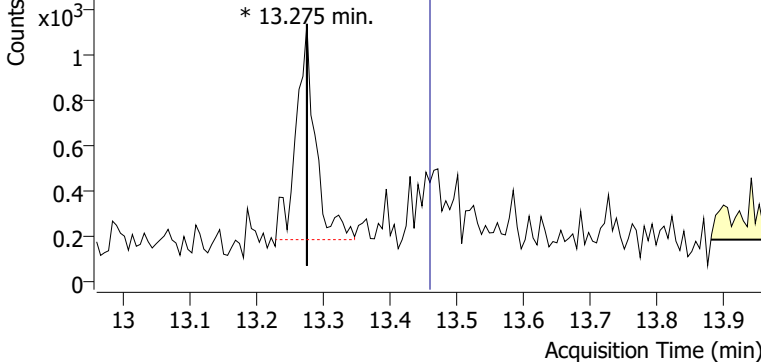


+ Scan (13.229-13.335 min, 18 scans) P2405823.D

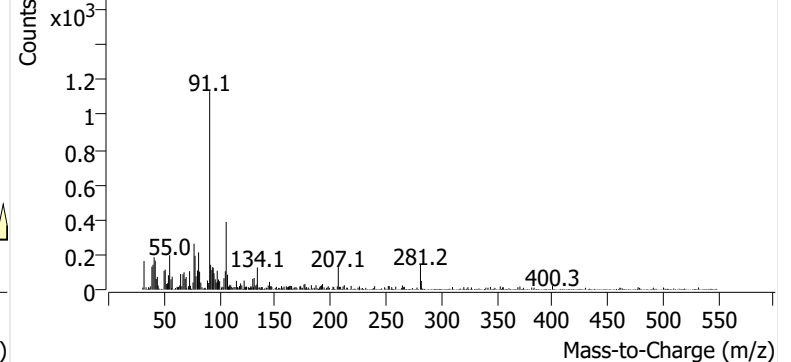


m-/p-Xylene

+ EIC (91.1) Scan P2405823.D

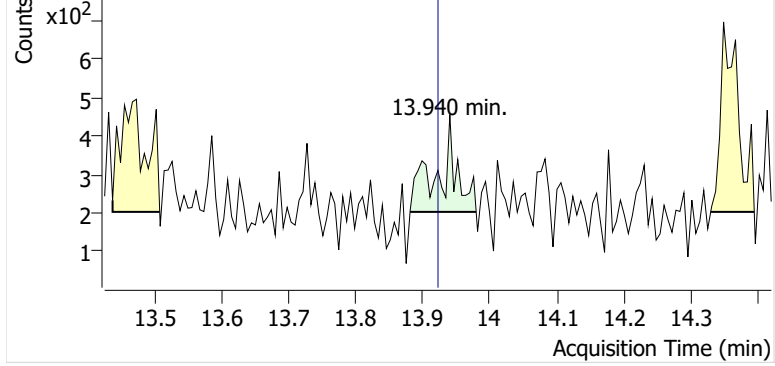


+ Scan (13.275-13.275 min, 1 scans) P2405823.D

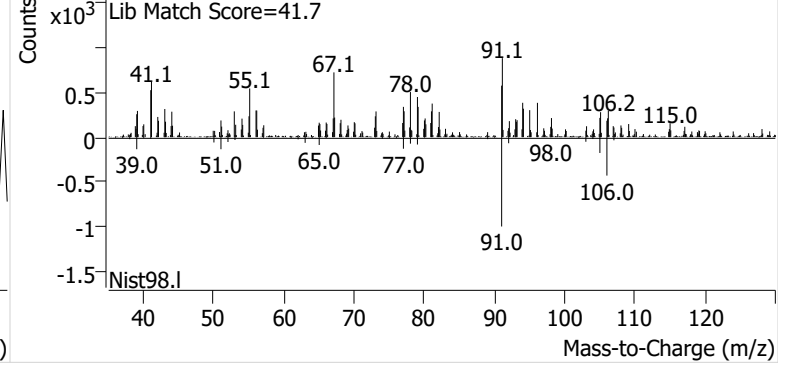


o-Xylene

+ EIC (91.1) Scan P2405823.D

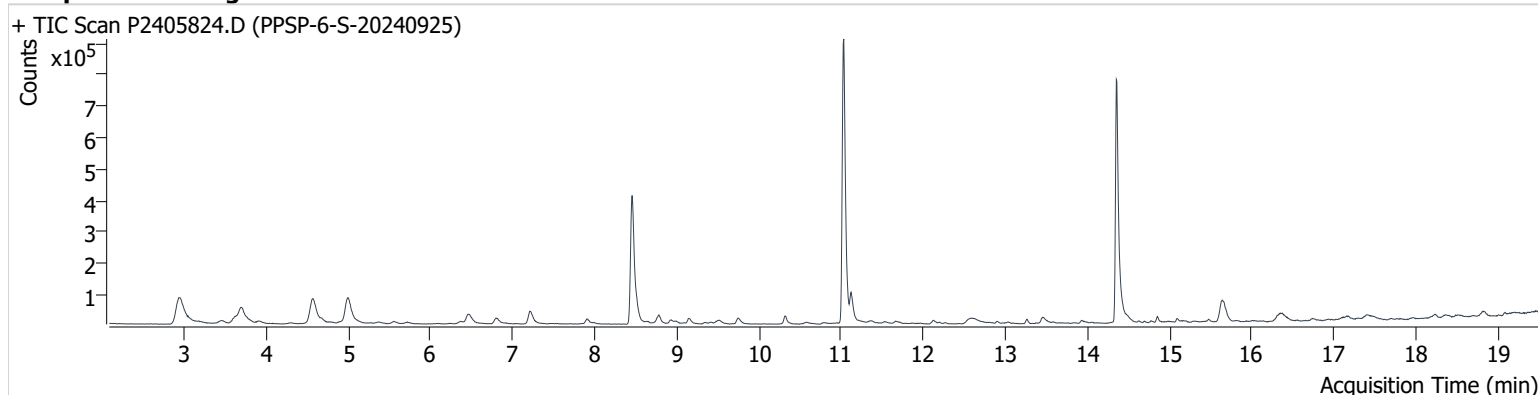


+ Scan (13.881-13.979 min, 17 scans) P2405823.D



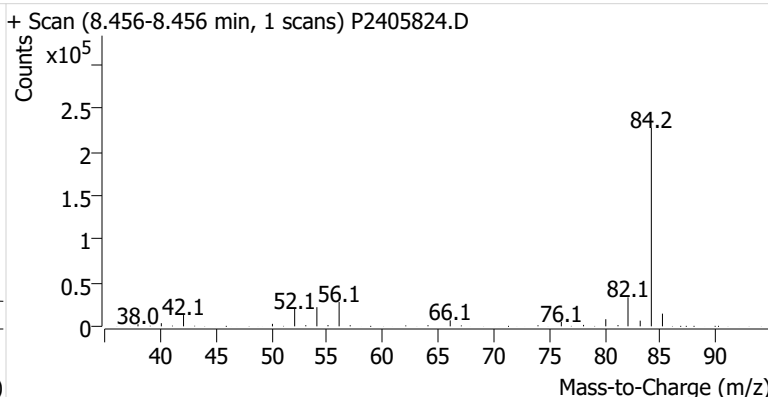
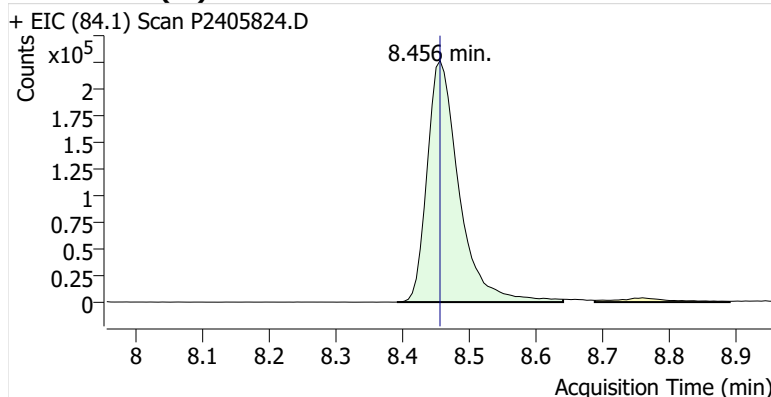
Name PPSP-6-S-20240925
Comment C38854
Data File P2405824.D
Acq. Date-Time 10/10/2024 6:43:06 PM
Acq. Method File M325B-TD35
Tube Sorbent Carbopack X
Analyze Quant Version 12.1
Report Quant Version 12.1

Sample Chromatogram

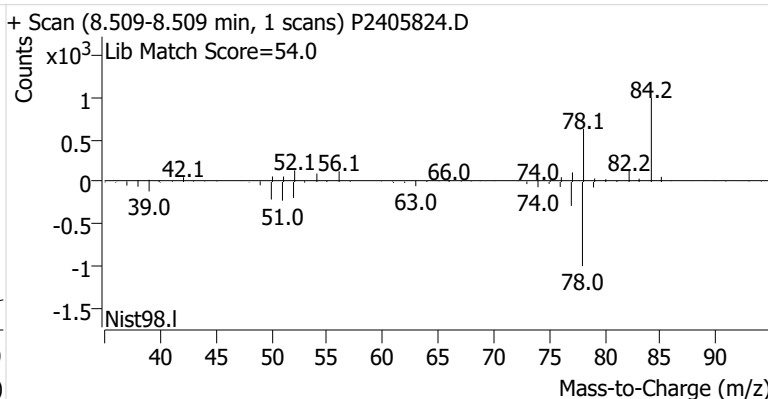
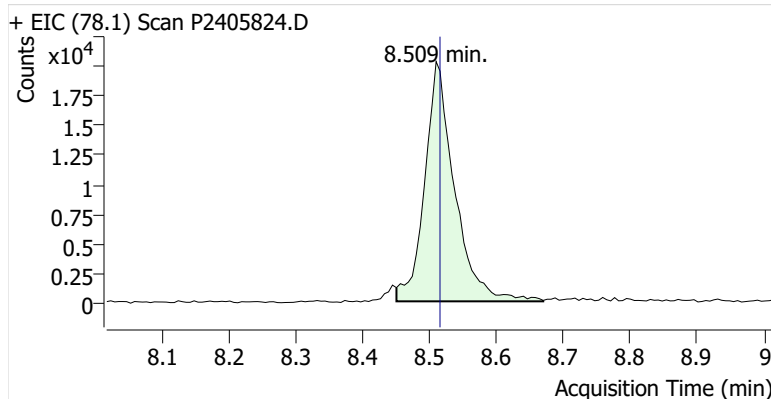


Name	ISTD	RT	ICAL RT	Resp.	Int. Flag
benzene-d6 (IS)		8.456	8.456	751,610	
Benzene	benzene-d6 (IS)	8.509	8.515	62,868	
Toluene-d8 (IS)		11.032	11.032	1,001,661	
Toluene	Toluene-d8 (IS)	11.121	11.121	91,066	
Ethylbenzene	Toluene-d8 (IS)	13.258	13.252	13,969	
m-/p-Xylene	Toluene-d8 (IS)	13.454	13.459	32,747	
o-Xylene	Toluene-d8 (IS)	13.934	13.922	13,363	

benzene-d6 (IS)

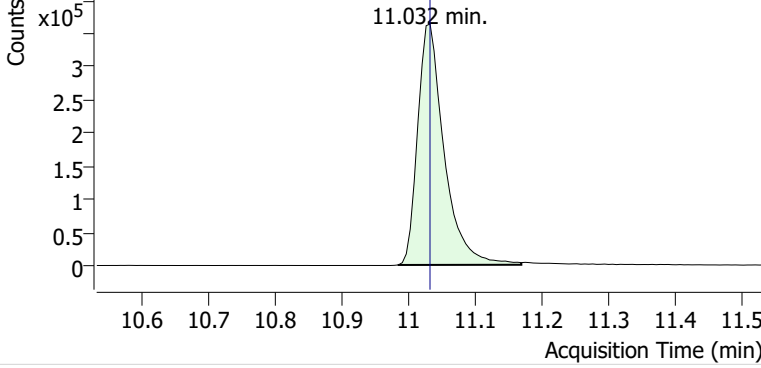


Benzene

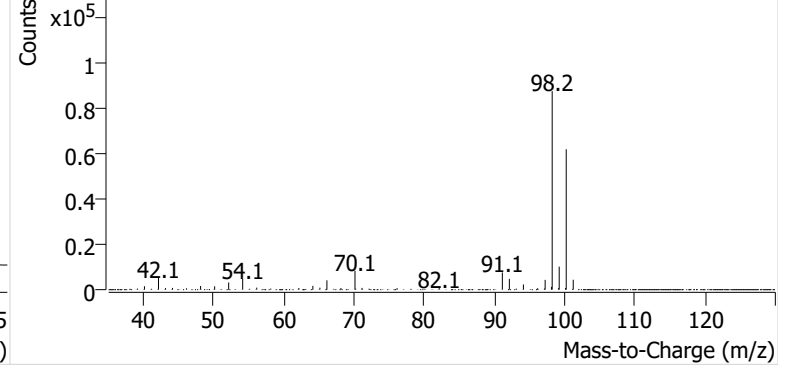


Toluene-d8 (IS)

+ EIC (98.1) Scan P2405824.D

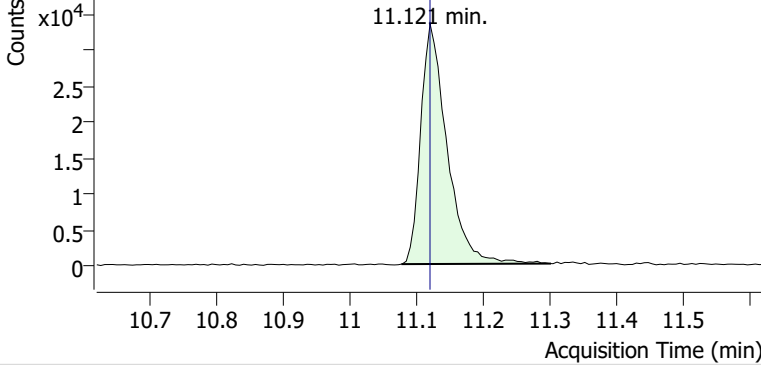


+ Scan (10.983-11.168 min, 32 scans) P2405824.D

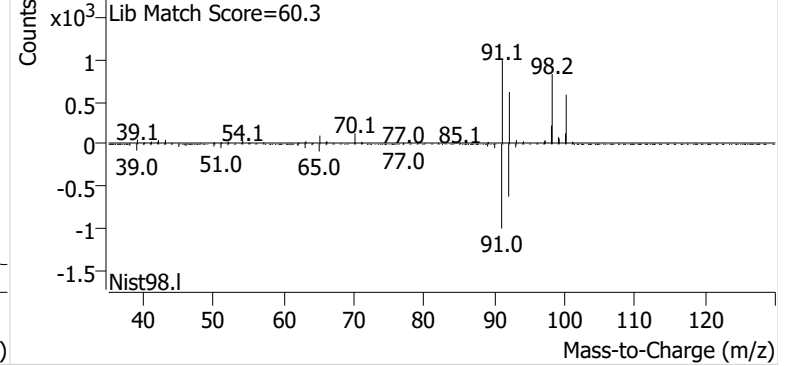


Toluene

+ EIC (91.1) Scan P2405824.D

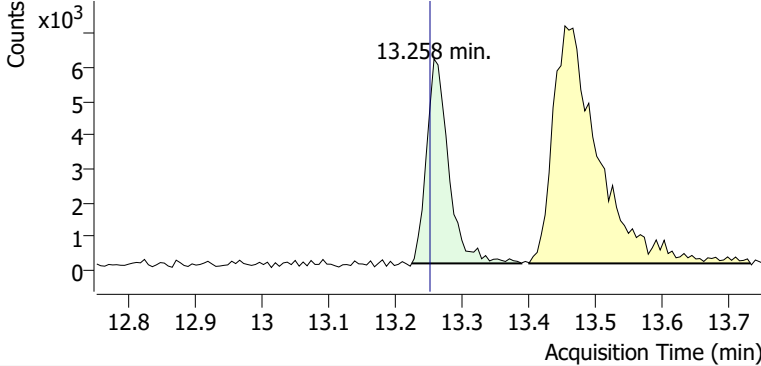


+ Scan (11.078-11.302 min, 38 scans) P2405824.D

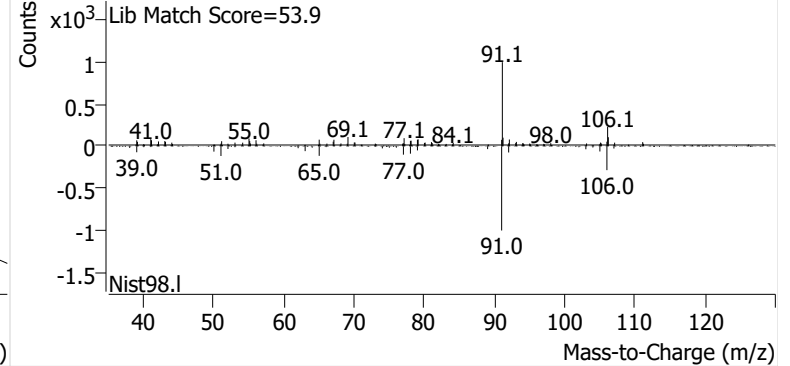


Ethylbenzene

+ EIC (91.1) Scan P2405824.D

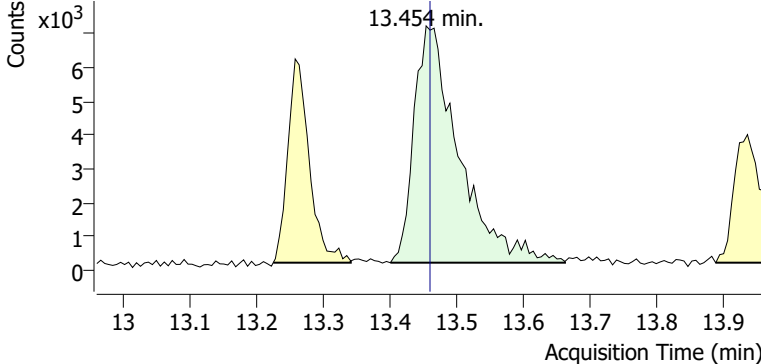


+ Scan (13.224-13.388 min, 28 scans) P2405824.D

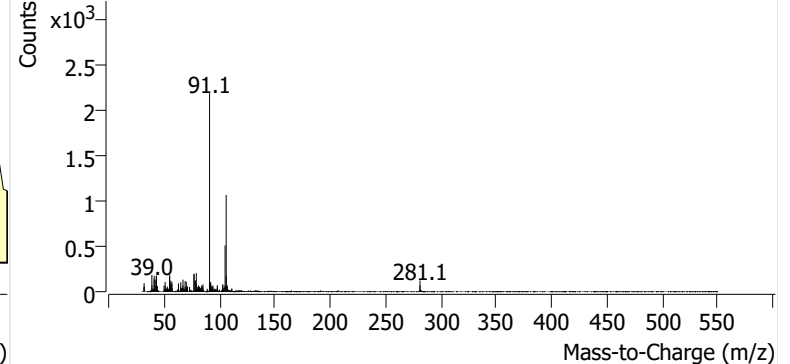


m-/p-Xylene

+ EIC (91.1) Scan P2405824.D

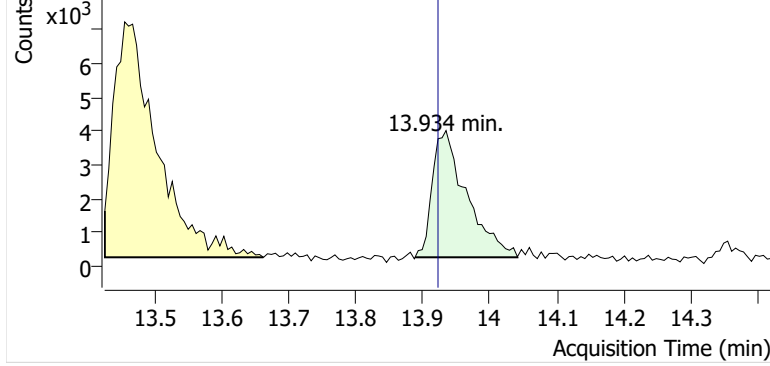


+ Scan (13.400-13.661 min, 44 scans) P2405824.D

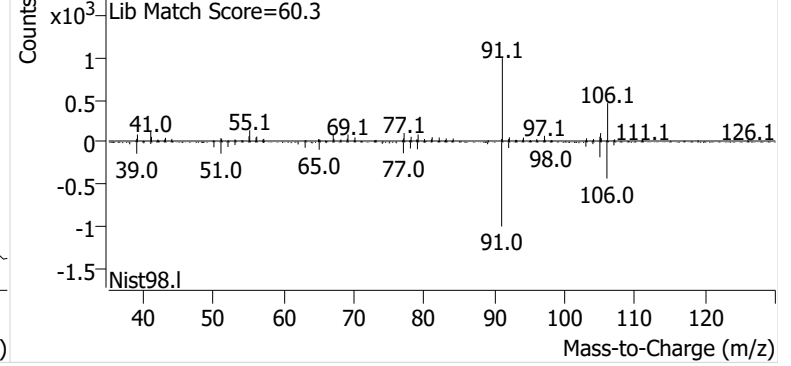


o-Xylene

+ EIC (91.1) Scan P2405824.D

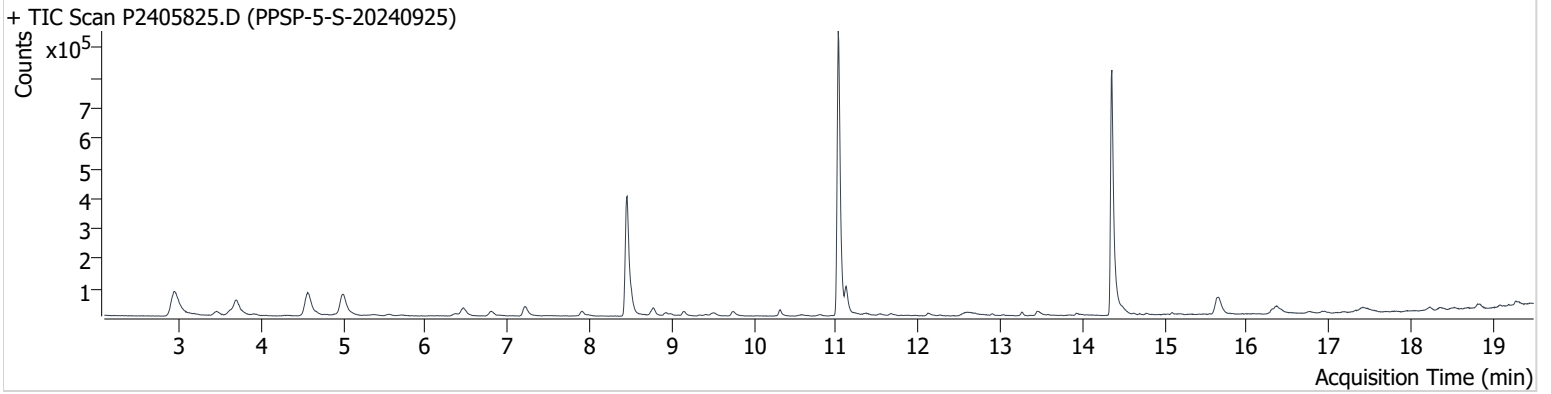


+ Scan (13.888-14.041 min, 26 scans) P2405824.D



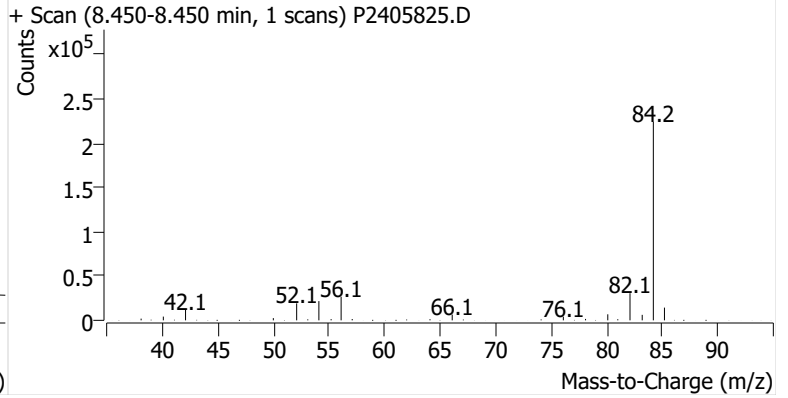
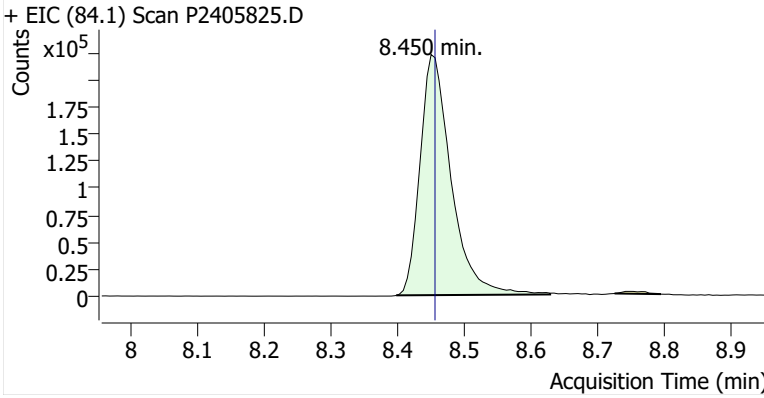
Name PPSP-5-S-20240925
Comment B33811
Data File P2405825.D
Acq. Date-Time 10/10/2024 7:20:24 PM
Acq. Method File M325B-TD35
Tube Sorbent Carbopack X
Analyze Quant Version 12.1
Report Quant Version 12.1

Sample Chromatogram

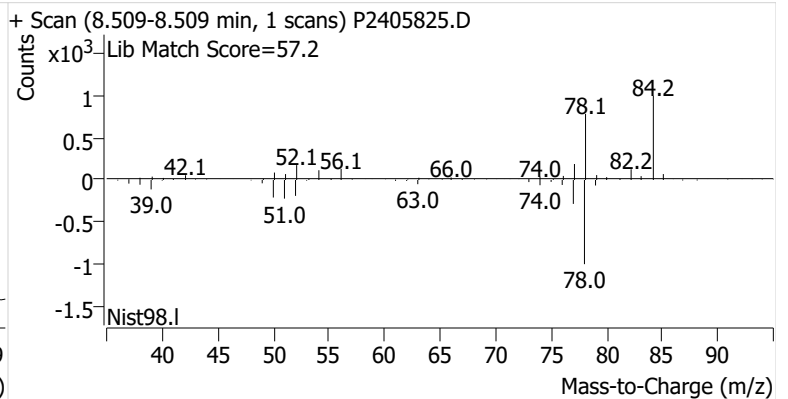
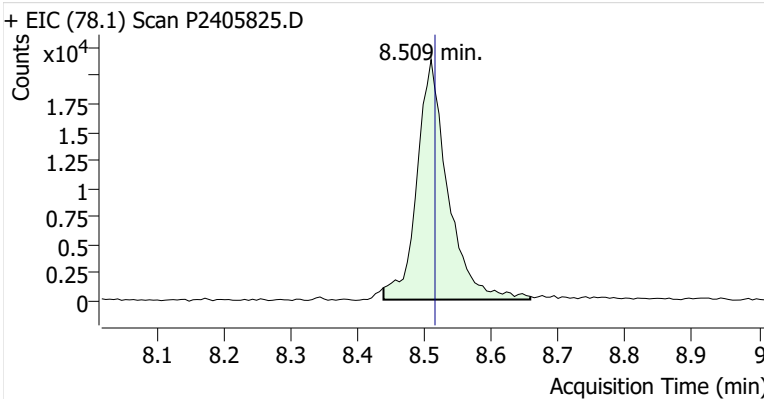


Name	ISTD	RT	ICAL RT	Resp.	Int. Flag
benzene-d6 (IS)		8.450	8.456	721,692	
Benzene	benzene-d6 (IS)	8.509	8.515	68,553	
Toluene-d8 (IS)		11.026	11.032	1,049,334	
Toluene	Toluene-d8 (IS)	11.121	11.121	91,853	
Ethylbenzene	Toluene-d8 (IS)	13.258	13.252	12,111	
m-/p-Xylene	Toluene-d8 (IS)	13.454	13.459	23,123	
o-Xylene	Toluene-d8 (IS)	13.928	13.922	9,674	

benzene-d6 (IS)

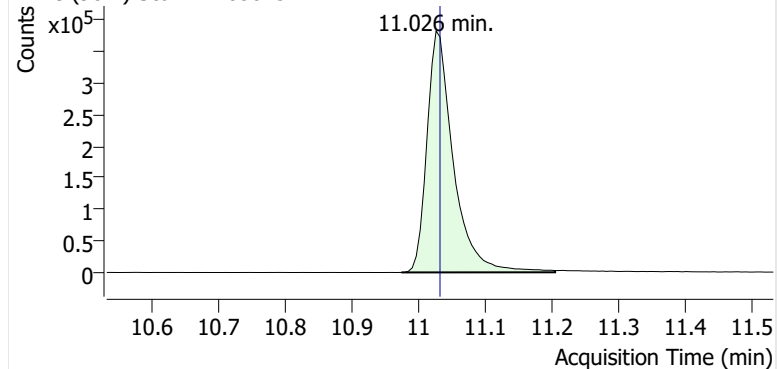


Benzene

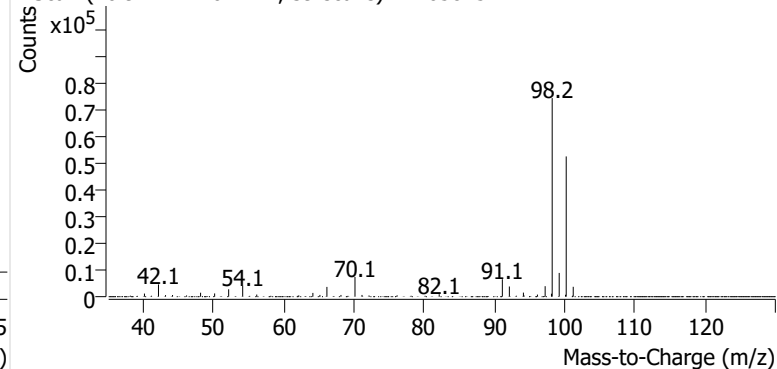


Toluene-d8 (IS)

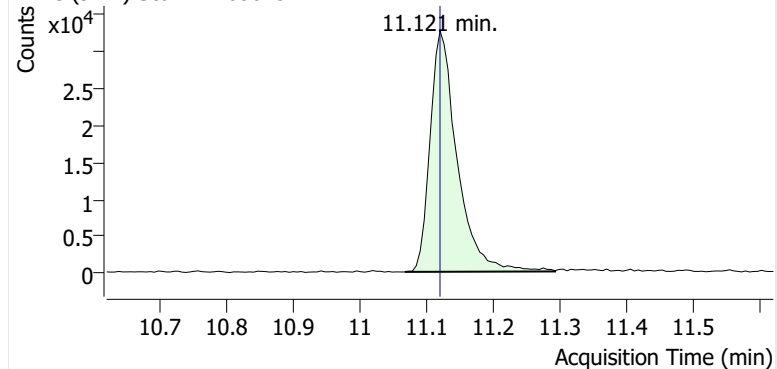
+ EIC (98.1) Scan P2405825.D



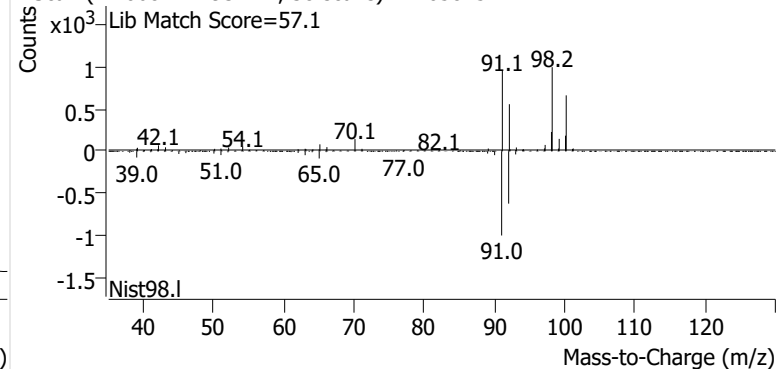
+ Scan (10.974-11.204 min, 39 scans) P2405825.D

**Toluene**

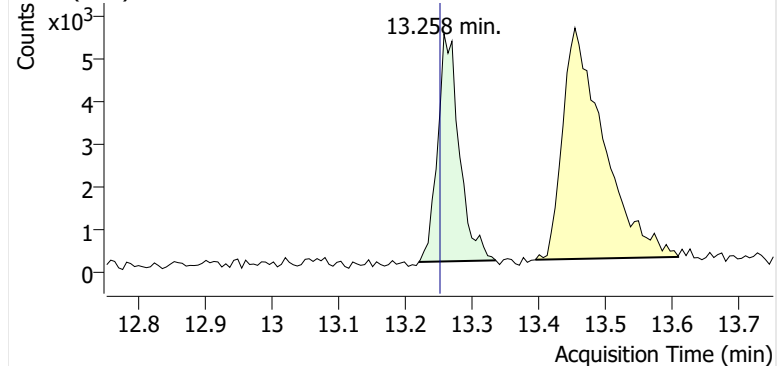
+ EIC (91.1) Scan P2405825.D



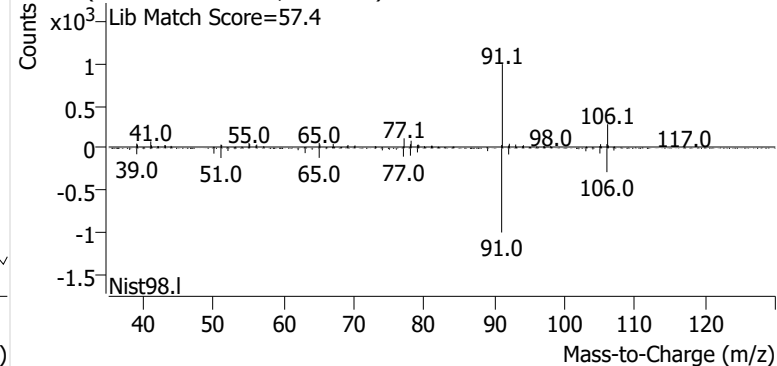
+ Scan (11.068-11.293 min, 38 scans) P2405825.D

**Ethylbenzene**

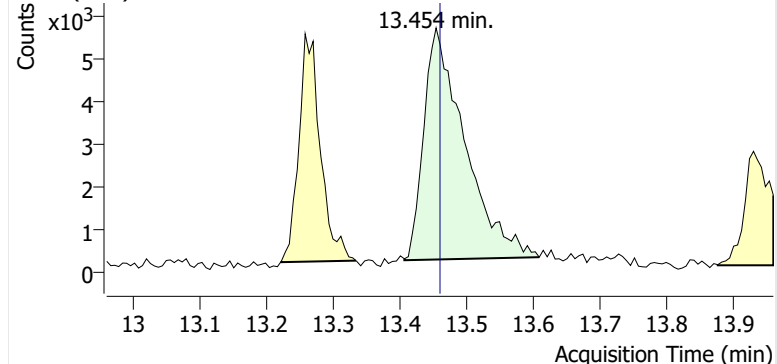
+ EIC (91.1) Scan P2405825.D



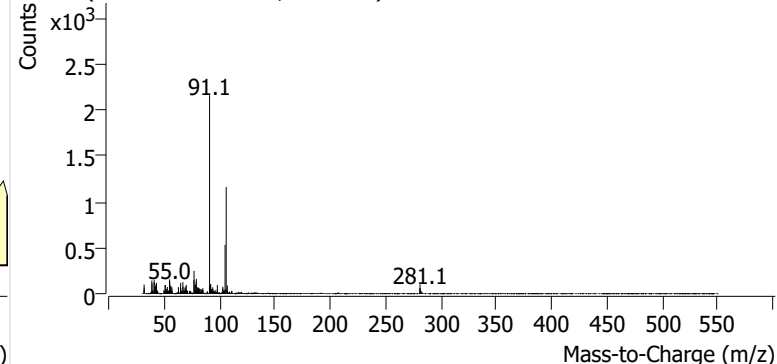
+ Scan (13.220-13.335 min, 20 scans) P2405825.D

**m-/p-Xylene**

+ EIC (91.1) Scan P2405825.D

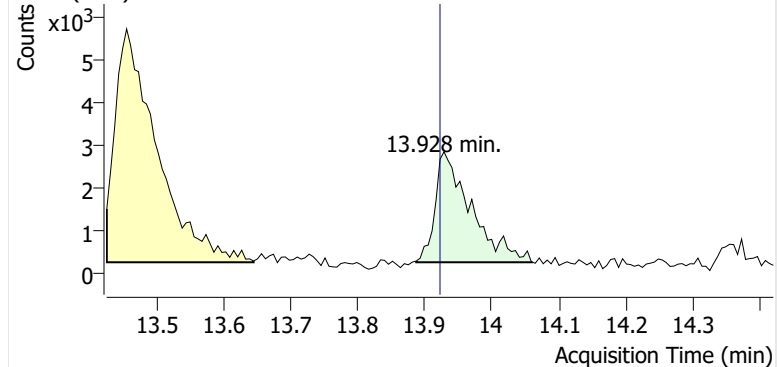


+ Scan (13.406-13.608 min, 34 scans) P2405825.D

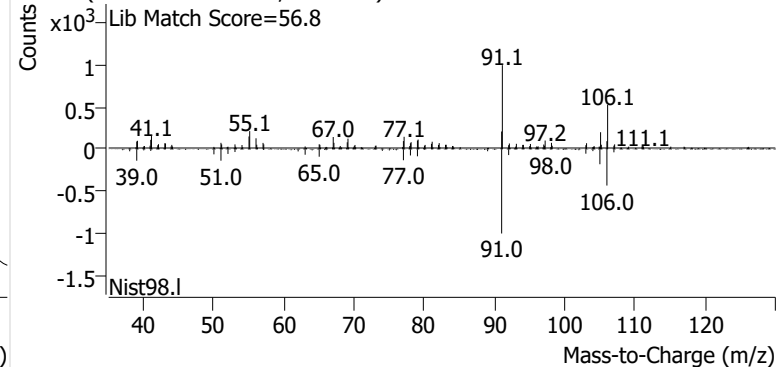


o-Xylene

+ EIC (91.1) Scan P2405825.D

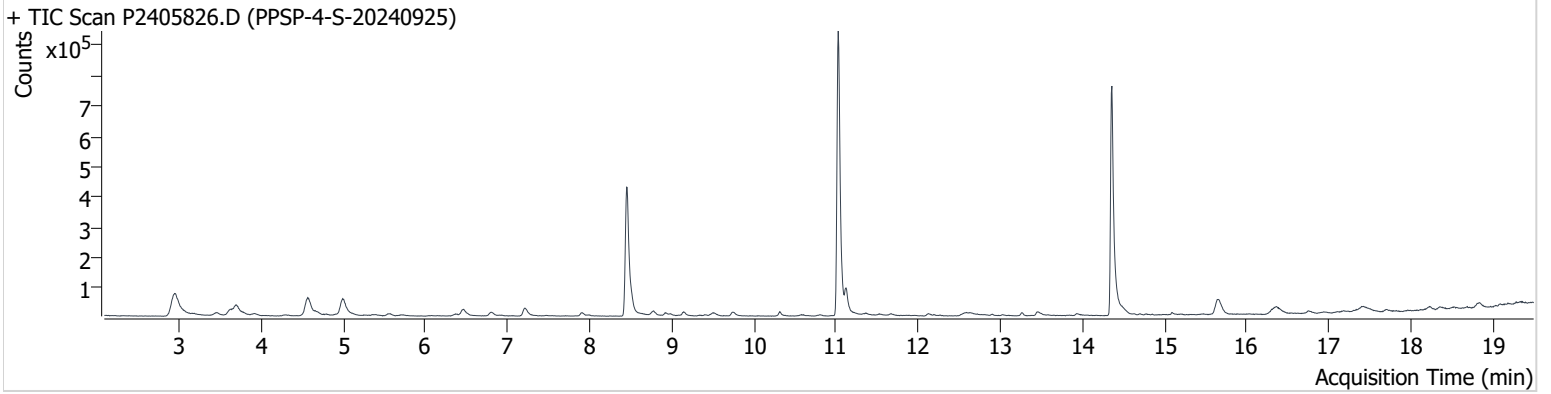


+ Scan (13.887-14.061 min, 30 scans) P2405825.D



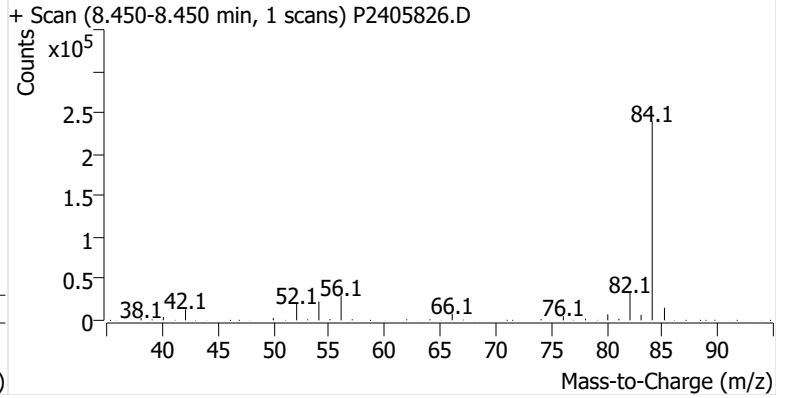
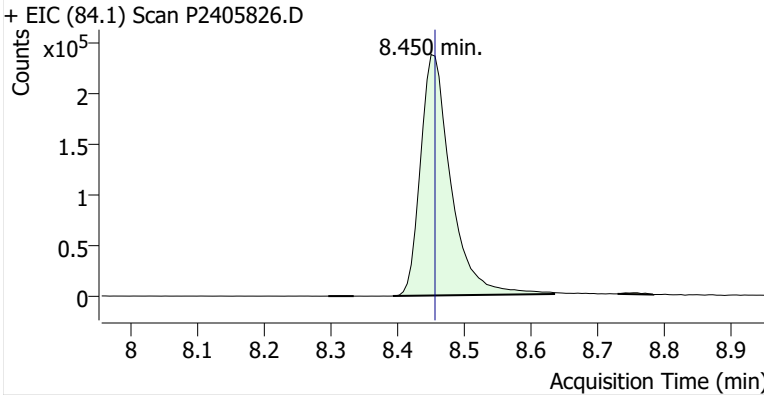
Name PPSP-4-S-20240925
Comment B46349
Data File P2405826.D
Acq. Date-Time 10/10/2024 7:57:43 PM
Acq. Method File M325B-TD35
Tube Sorbent Carbopack X
Analyze Quant Version 12.1
Report Quant Version 12.1

Sample Chromatogram

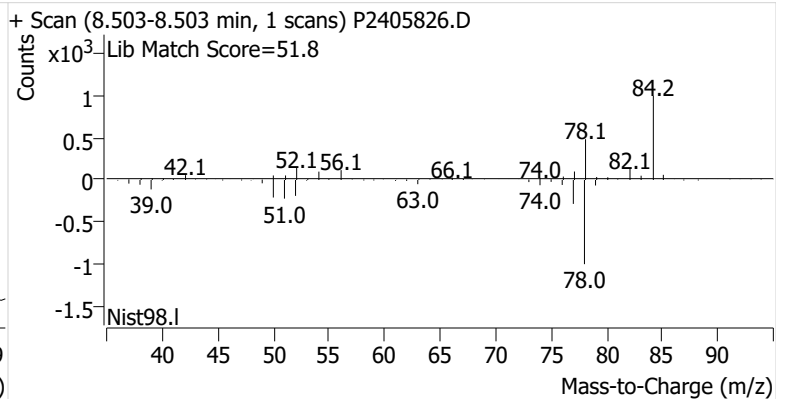
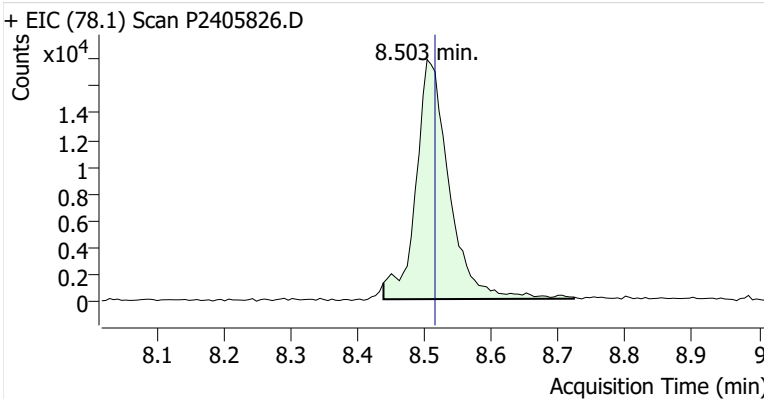


Name	ISTD	RT	ICAL RT	Resp.	Int. Flag
benzene-d6 (IS)		8.450	8.456	755,852	
Benzene	benzene-d6 (IS)	8.503	8.515	61,810	
Toluene-d8 (IS)		11.026	11.032	1,057,851	
Toluene	Toluene-d8 (IS)	11.121	11.121	80,302	
Ethylbenzene	Toluene-d8 (IS)	13.264	13.252	10,270	
m-/p-Xylene	Toluene-d8 (IS)	13.448	13.459	23,314	
o-Xylene	Toluene-d8 (IS)	13.946	13.922	8,462	

benzene-d6 (IS)

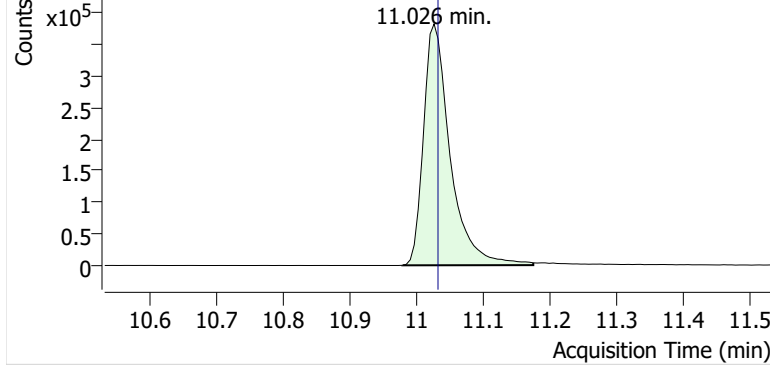


Benzene

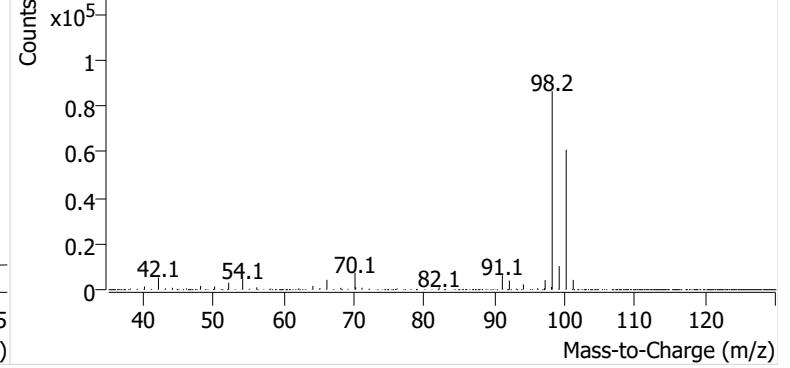


Toluene-d8 (IS)

+ EIC (98.1) Scan P2405826.D

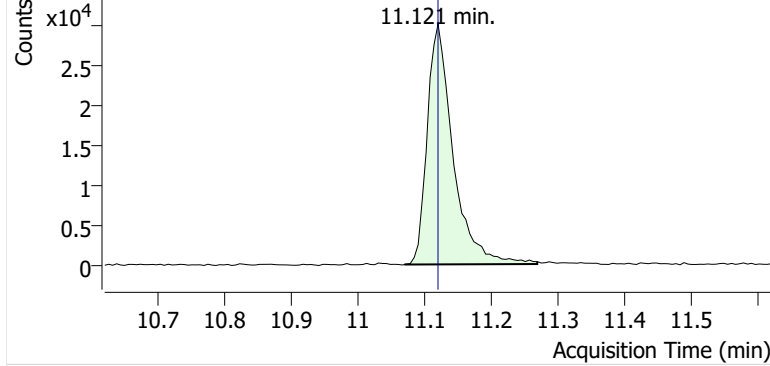


+ Scan (10.978-11.174 min, 34 scans) P2405826.D

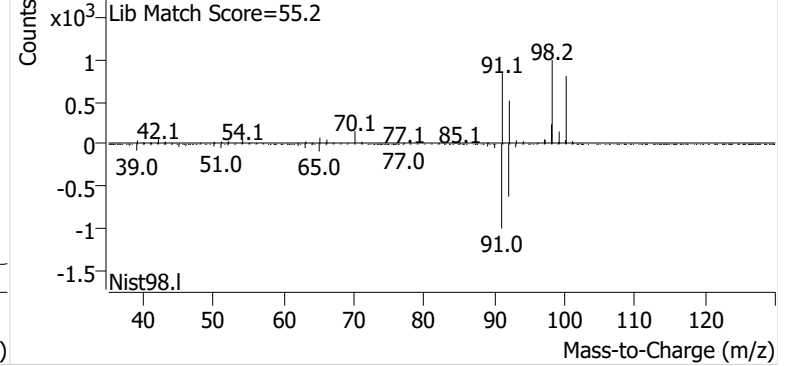


Toluene

+ EIC (91.1) Scan P2405826.D

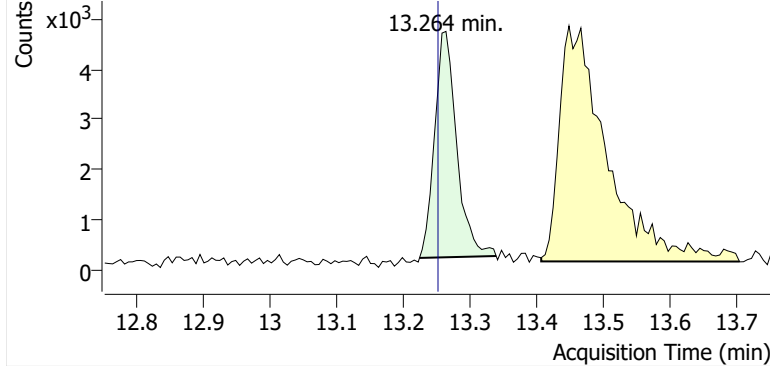


+ Scan (11.070-11.269 min, 34 scans) P2405826.D

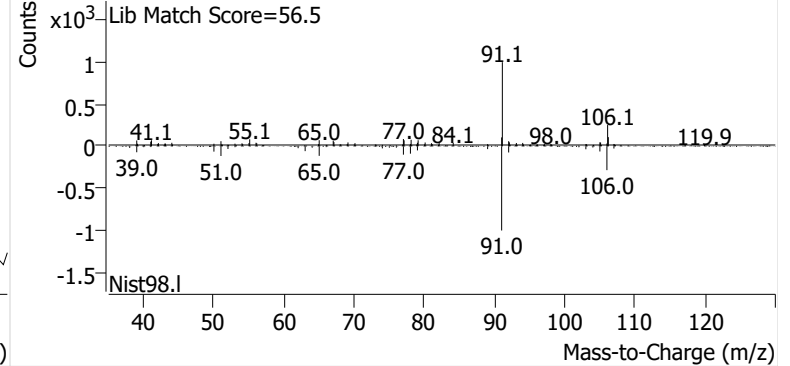


Ethylbenzene

+ EIC (91.1) Scan P2405826.D

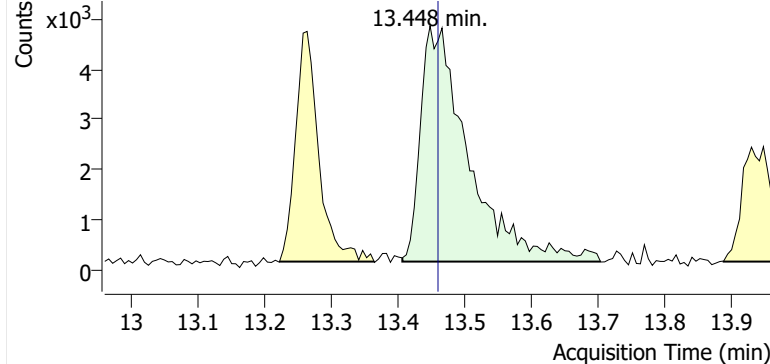


+ Scan (13.224-13.339 min, 19 scans) P2405826.D

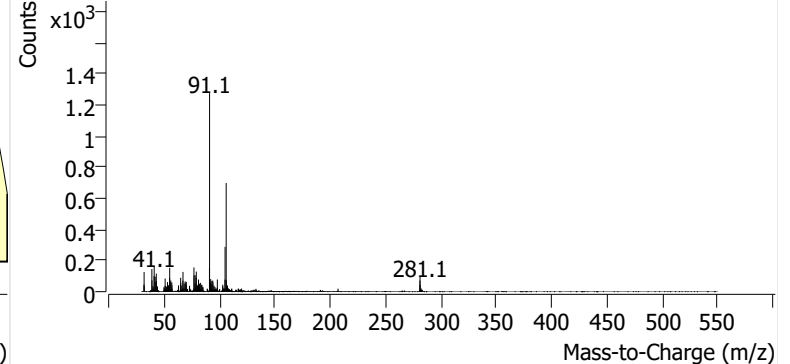


m-/p-Xylene

+ EIC (91.1) Scan P2405826.D

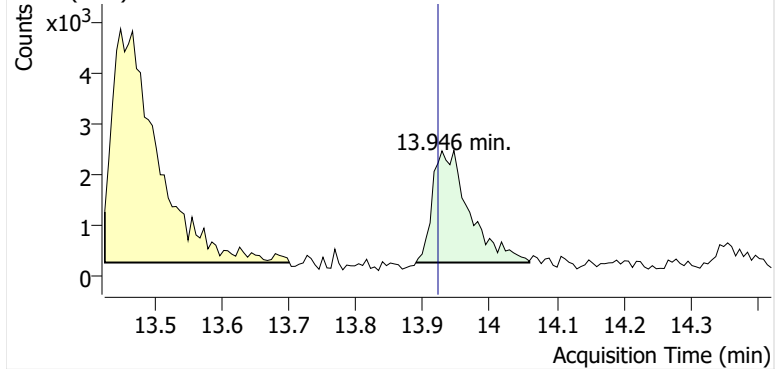


+ Scan (13.406-13.703 min, 50 scans) P2405826.D

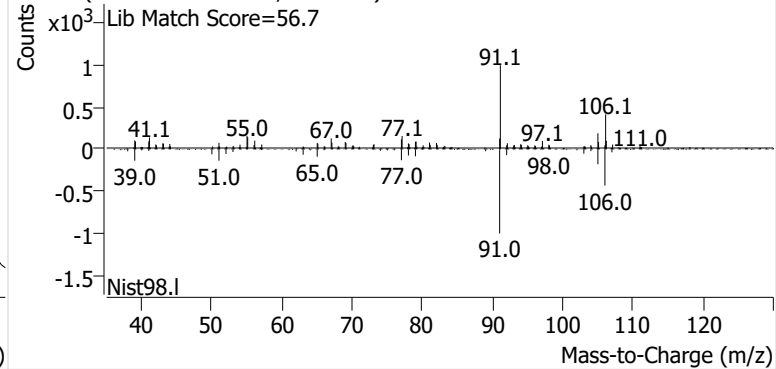


o-Xylene

+ EIC (91.1) Scan P2405826.D

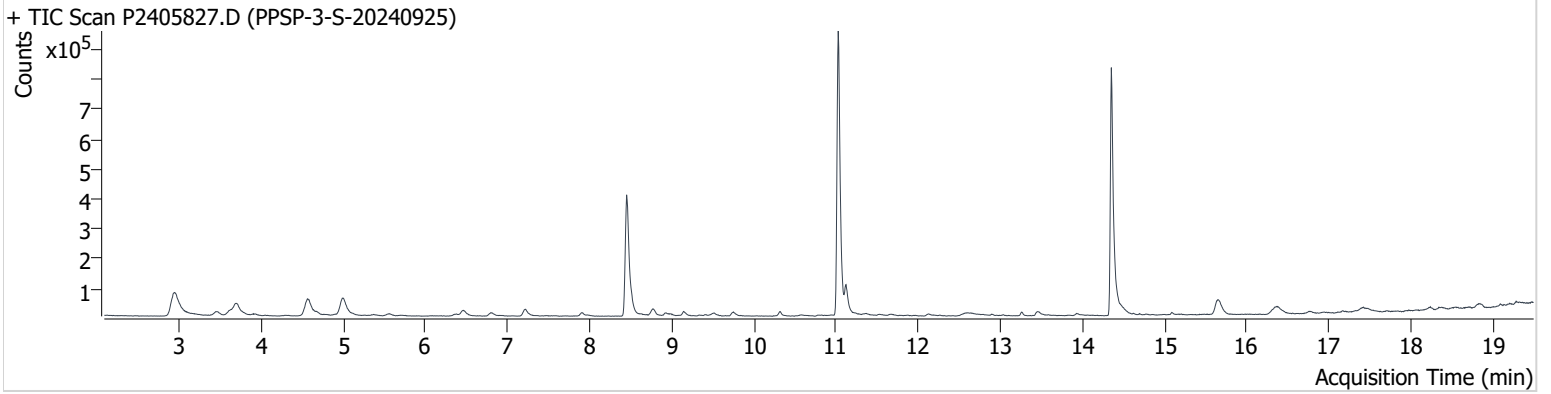


+ Scan (13.889-14.059 min, 29 scans) P2405826.D



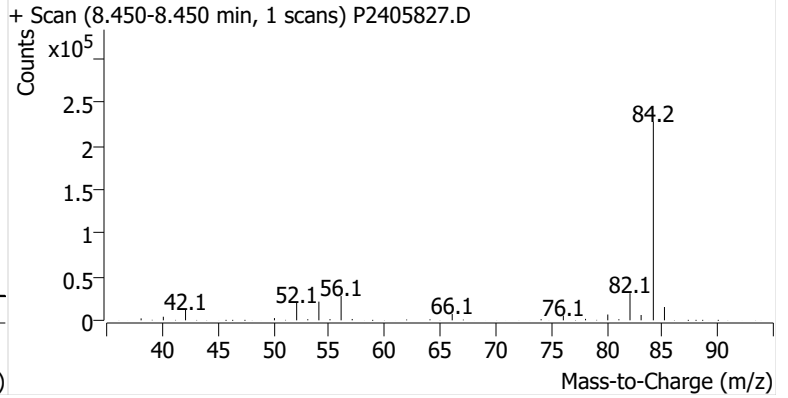
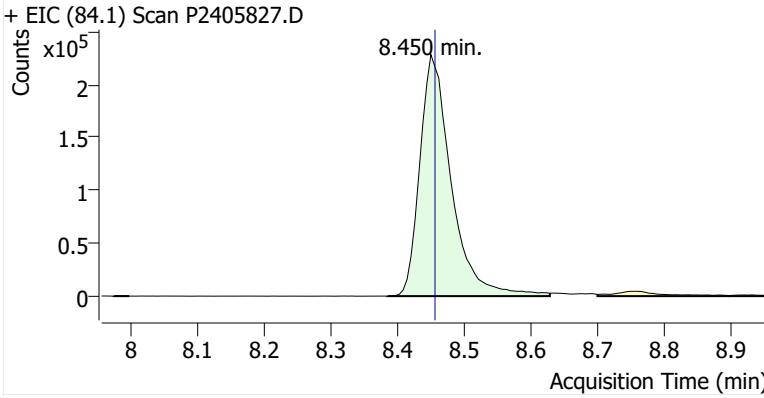
Name PPSP-3-S-20240925
Comment B16349
Data File P2405827.D
Acq. Date-Time 10/10/2024 8:35:01 PM
Acq. Method File M325B-TD35
Tube Sorbent Carbopack X
Analyze Quant Version 12.1
Report Quant Version 12.1

Sample Chromatogram

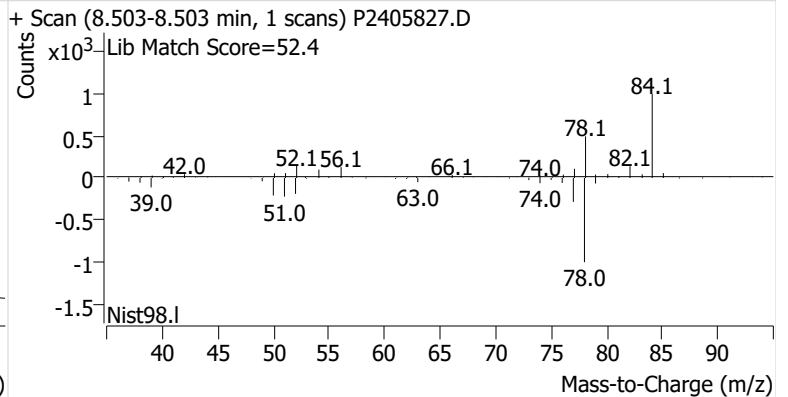
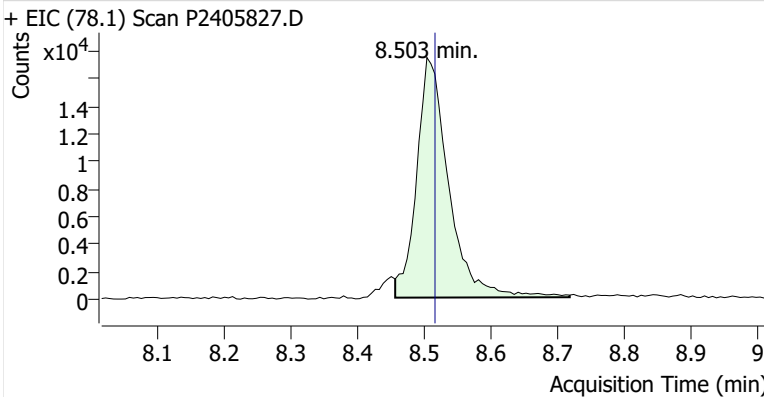


Name	ISTD	RT	ICAL RT	Resp.	Int. Flag
benzene-d6 (IS)		8.450	8.456	744,407	
Benzene	benzene-d6 (IS)	8.503	8.515	58,169	
Toluene-d8 (IS)		11.026	11.032	1,057,212	
Toluene	Toluene-d8 (IS)	11.121	11.121	98,840	
Ethylbenzene	Toluene-d8 (IS)	13.263	13.252	12,894	
m-/p-Xylene	Toluene-d8 (IS)	13.447	13.459	25,203	
o-Xylene	Toluene-d8 (IS)	13.928	13.922	10,476	

benzene-d6 (IS)

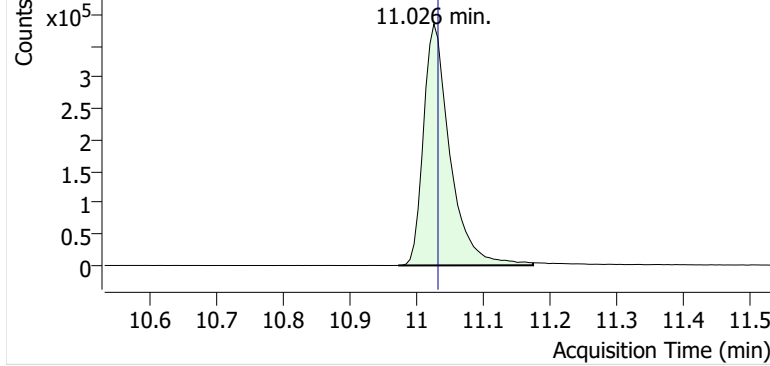


Benzene

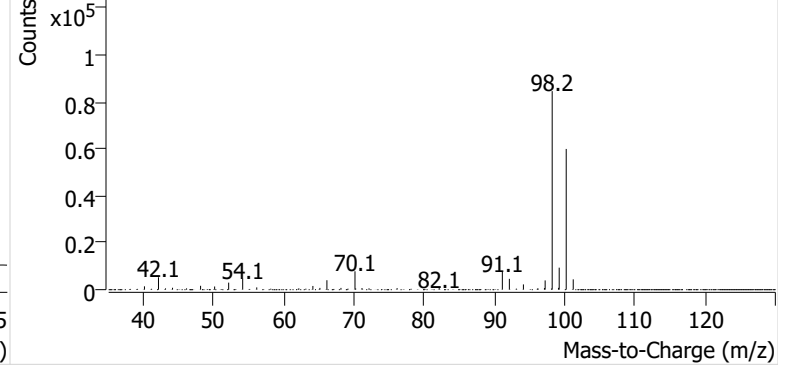


Toluene-d8 (IS)

+ EIC (98.1) Scan P2405827.D

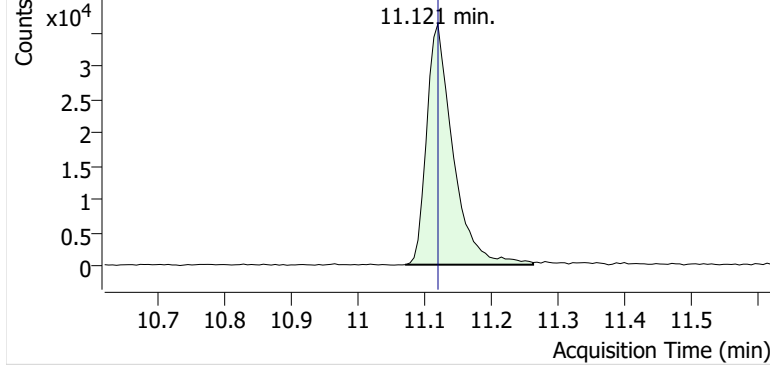


+ Scan (10.972-11.174 min, 35 scans) P2405827.D

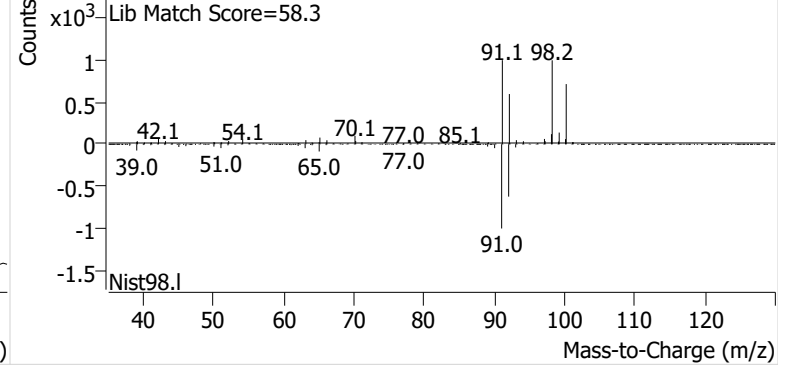


Toluene

+ EIC (91.1) Scan P2405827.D

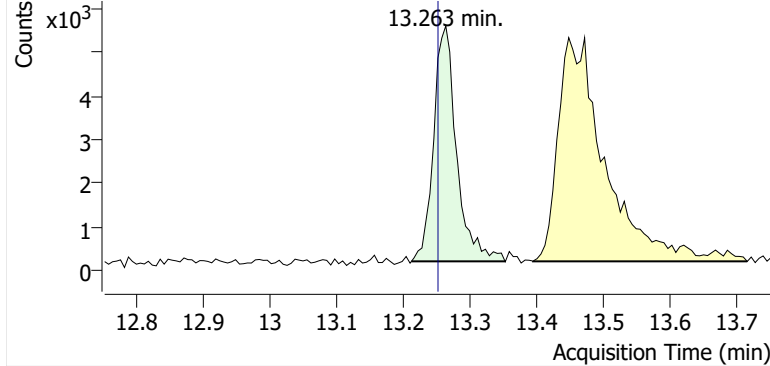


+ Scan (11.072-11.263 min, 33 scans) P2405827.D

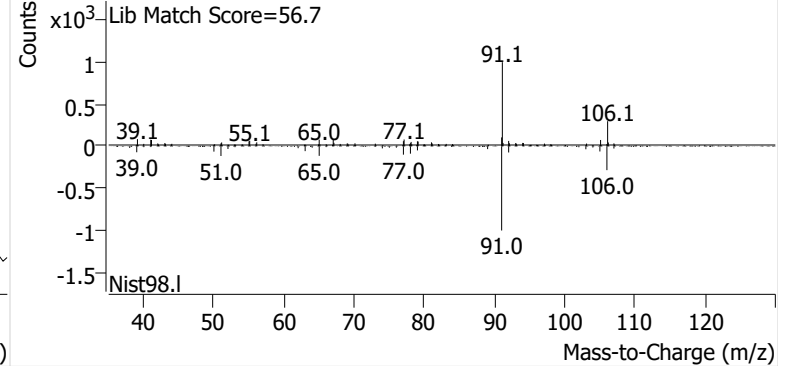


Ethylbenzene

+ EIC (91.1) Scan P2405827.D

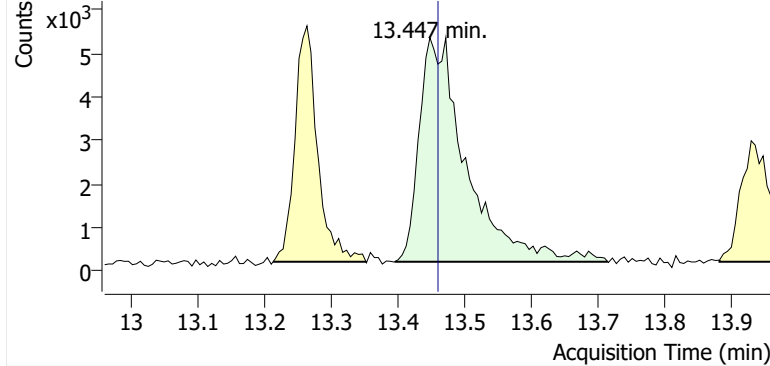


+ Scan (13.212-13.352 min, 23 scans) P2405827.D

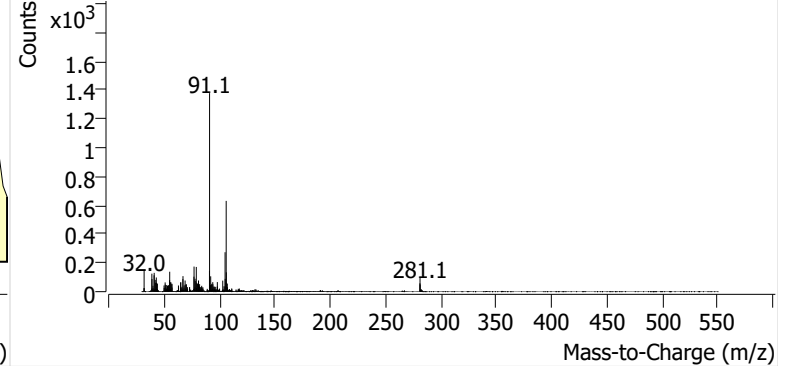


m-/p-Xylene

+ EIC (91.1) Scan P2405827.D

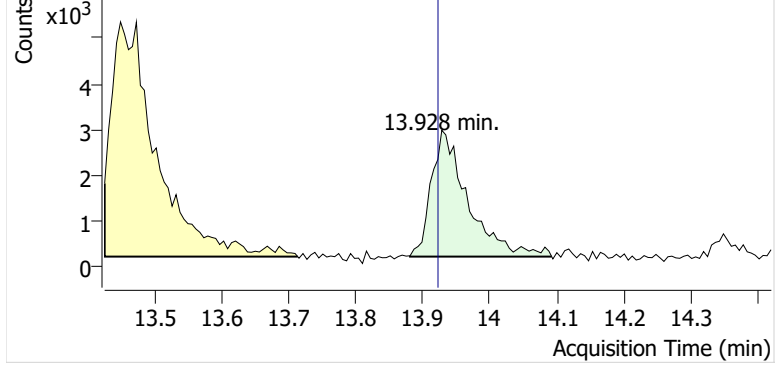


+ Scan (13.395-13.713 min, 53 scans) P2405827.D

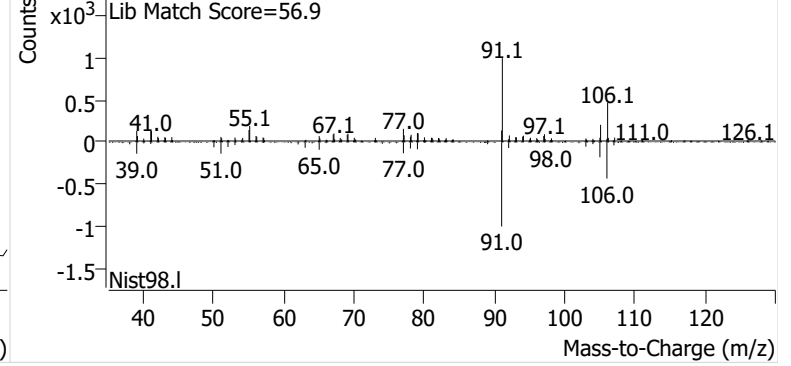


o-Xylene

+ EIC (91.1) Scan P2405827.D

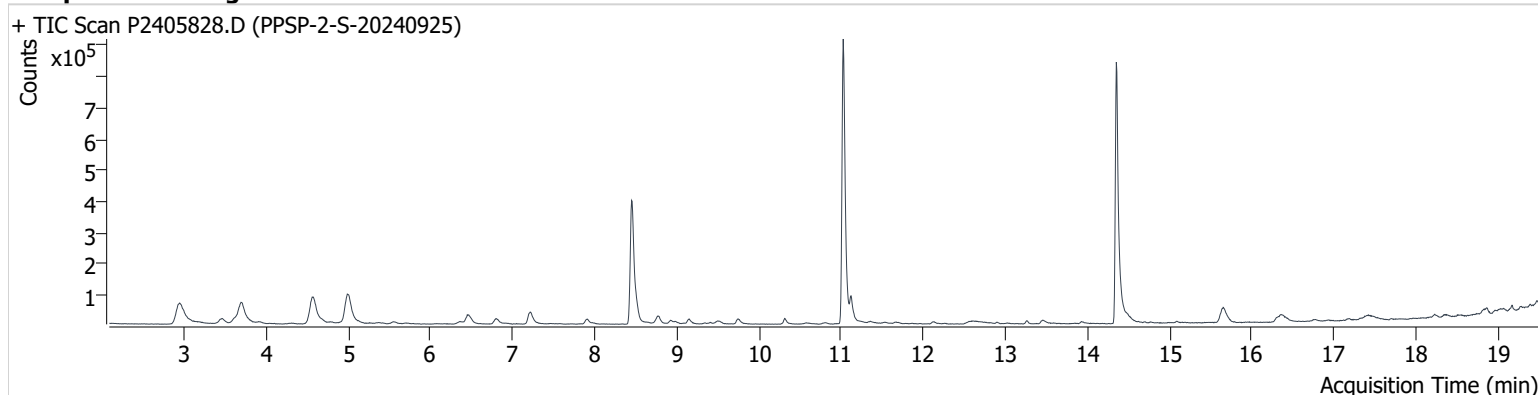


+ Scan (13.881-14.092 min, 36 scans) P2405827.D



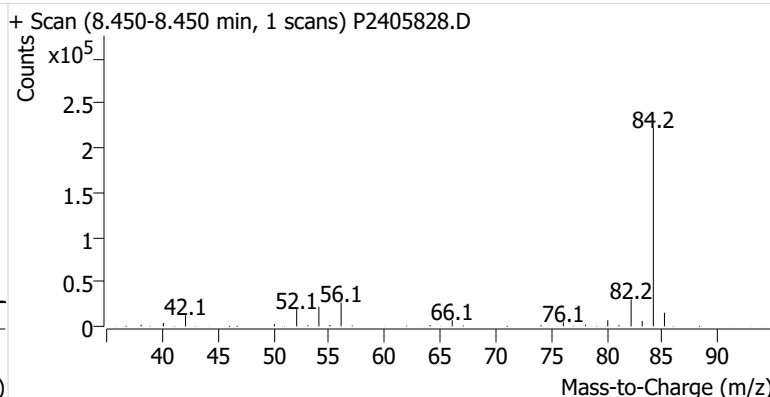
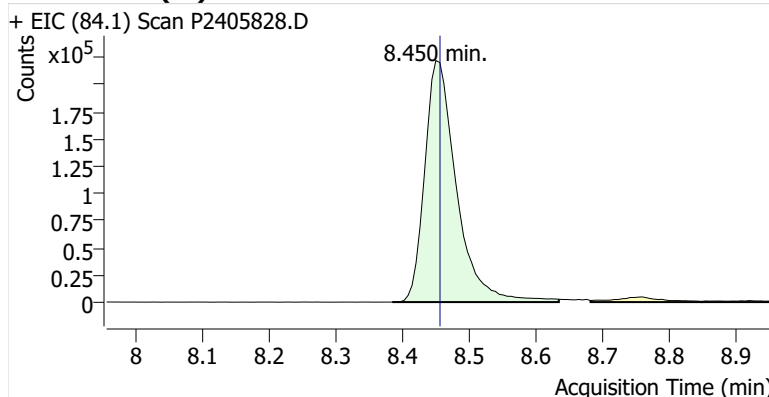
Name PPSP-2-S-20240925
Comment B42538
Data File P2405828.D
Acq. Date-Time 10/10/2024 9:12:19 PM
Acq. Method File M325B-TD35
Tube Sorbent Carbopack X
Analyze Quant Version 12.1
Report Quant Version 12.1

Sample Chromatogram

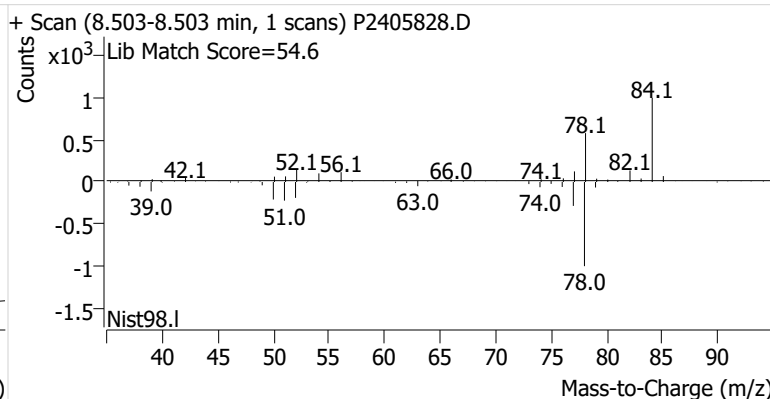
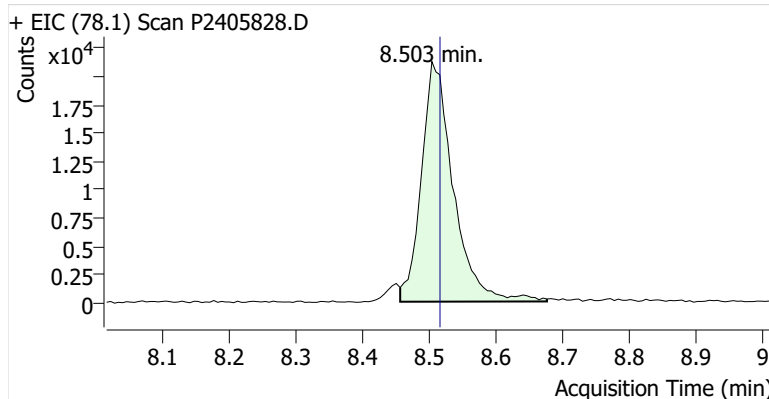


Name	ISTD	RT	ICAL RT	Resp.	Int. Flag
benzene-d6 (IS)		8.450	8.456	734,657	
Benzene	benzene-d6 (IS)	8.503	8.515	70,215	
Toluene-d8 (IS)		11.026	11.032	1,011,793	
Toluene	Toluene-d8 (IS)	11.121	11.121	78,575	
Ethylbenzene	Toluene-d8 (IS)	13.257	13.252	10,118	
m-/p-Xylene	Toluene-d8 (IS)	13.453	13.459	20,230	
o-Xylene	Toluene-d8 (IS)	13.928	13.922	8,012	

benzene-d6 (IS)

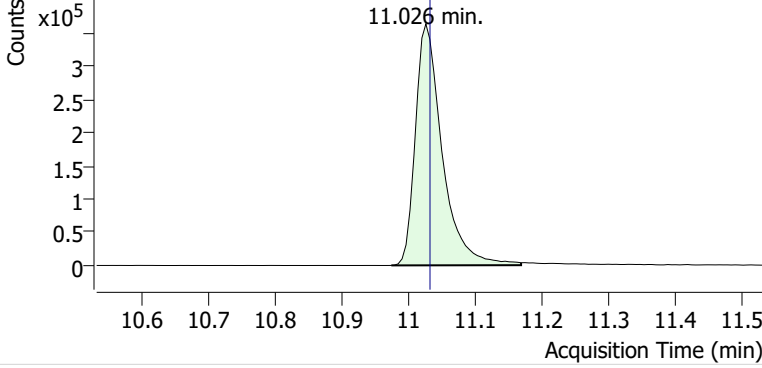


Benzene

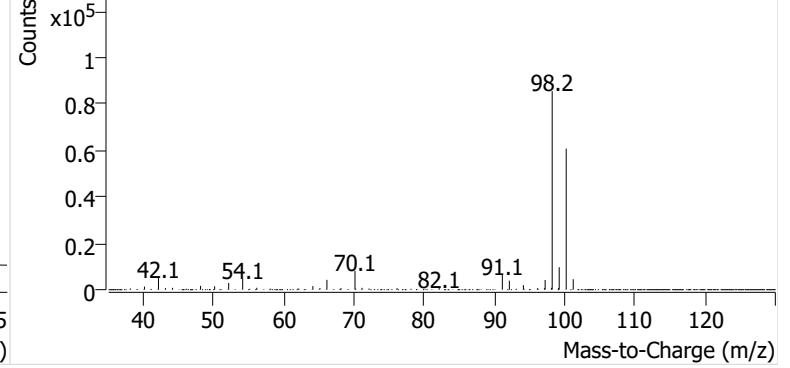


Toluene-d8 (IS)

+ EIC (98.1) Scan P2405828.D

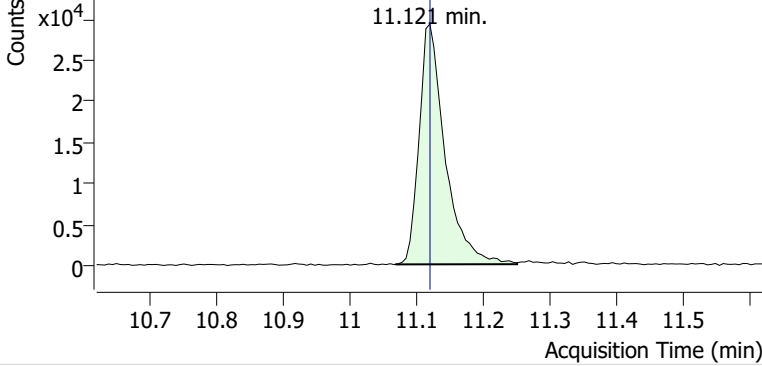


+ Scan (10.974-11.168 min, 33 scans) P2405828.D

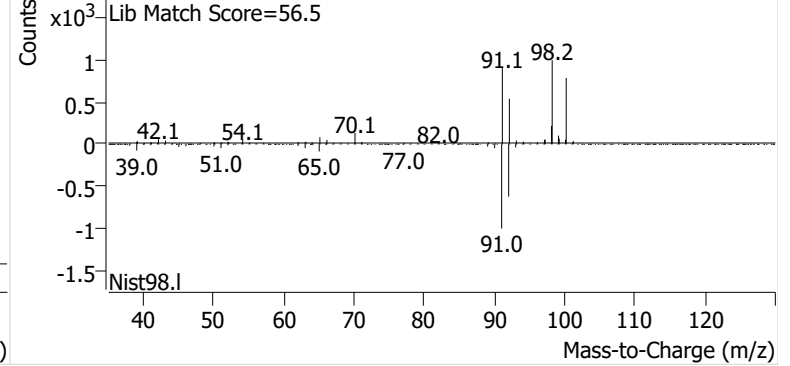


Toluene

+ EIC (91.1) Scan P2405828.D

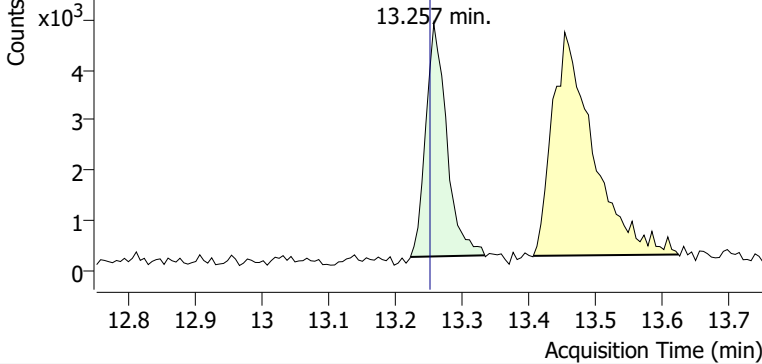


+ Scan (11.069-11.251 min, 31 scans) P2405828.D

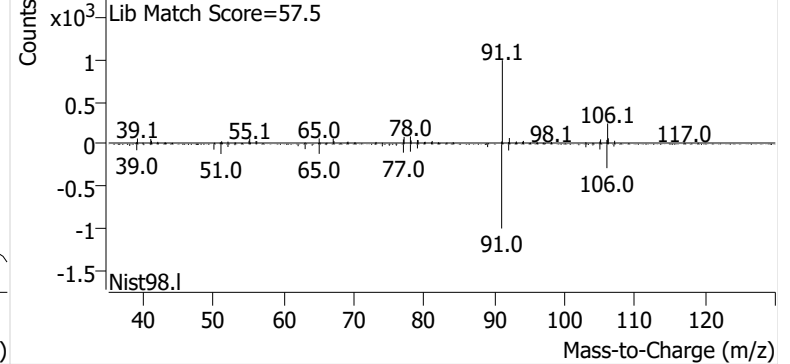


Ethylbenzene

+ EIC (91.1) Scan P2405828.D

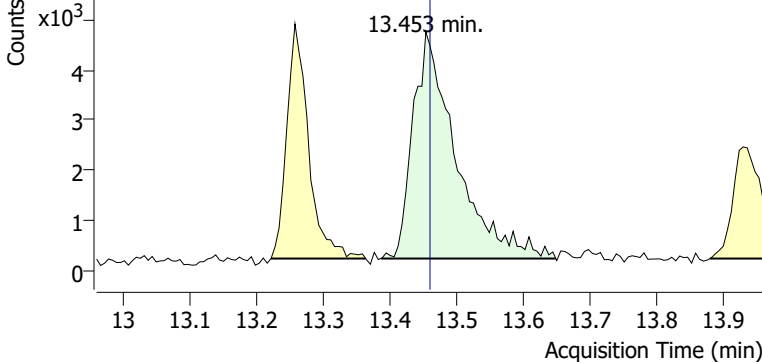


+ Scan (13.222-13.334 min, 18 scans) P2405828.D

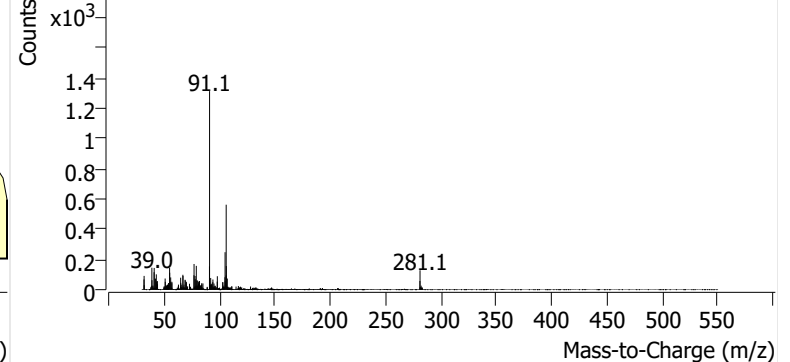


m-/p-Xylene

+ EIC (91.1) Scan P2405828.D

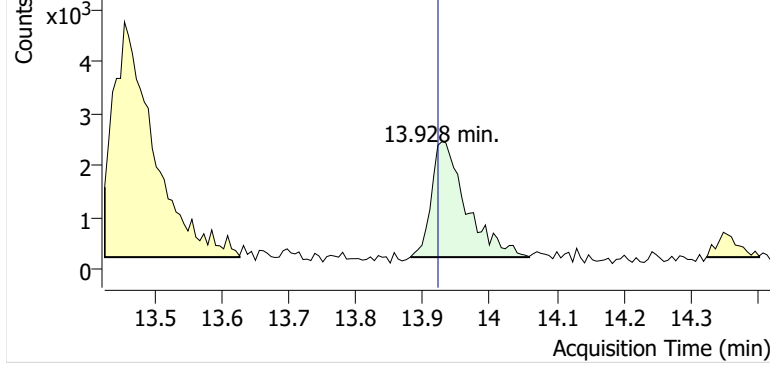


+ Scan (13.388-13.648 min, 44 scans) P2405828.D

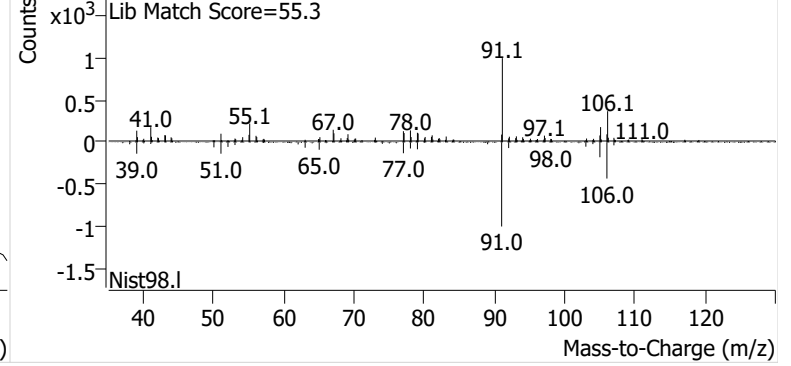


o-Xylene

+ EIC (91.1) Scan P2405828.D

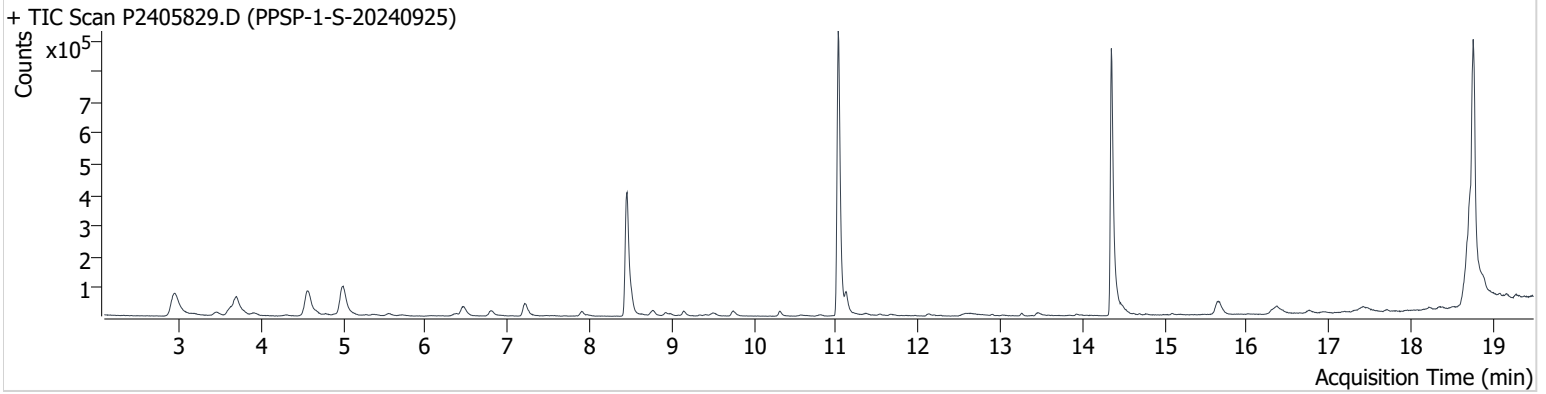


+ Scan (13.881-14.059 min, 30 scans) P2405828.D



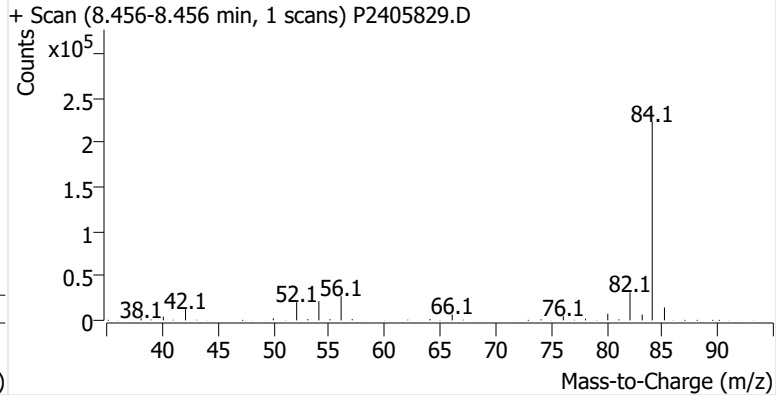
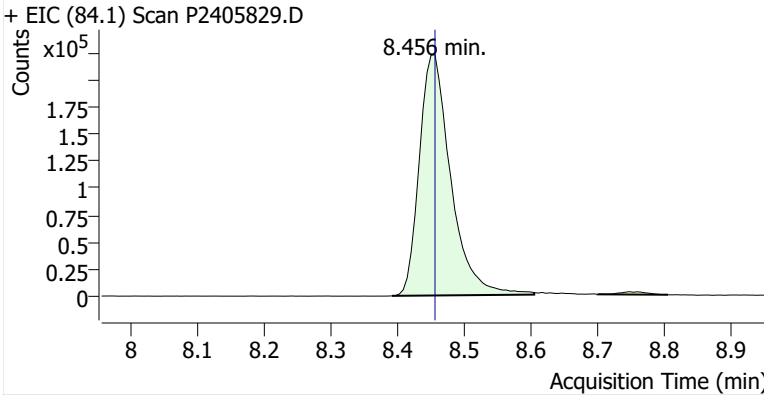
Name PPSP-1-S-20240925
Comment C00847
Data File P2405829.D
Acq. Date-Time 10/10/2024 9:49:37 PM
Acq. Method File M325B-TD35
Tube Sorbent Carbopack X
Analyze Quant Version 12.1
Report Quant Version 12.1

Sample Chromatogram

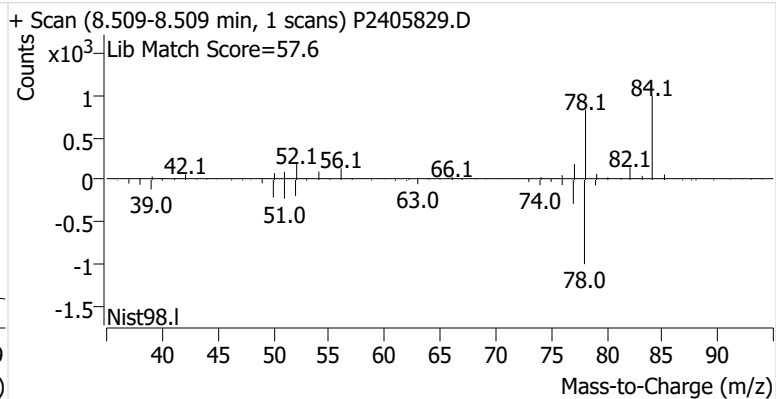
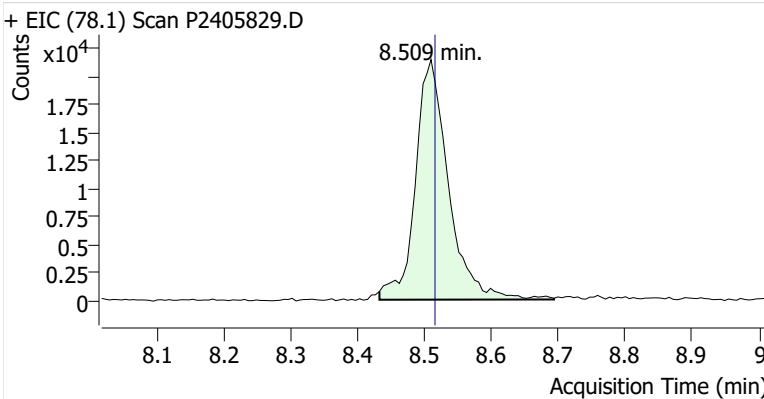


Name	ISTD	RT	ICAL RT	Resp.	Int. Flag
benzene-d6 (IS)		8.456	8.456	728,380	
Benzene	benzene-d6 (IS)	8.509	8.515	73,316	
Toluene-d8 (IS)		11.026	11.032	1,018,925	
Toluene	Toluene-d8 (IS)	11.121	11.121	68,732	
Ethylbenzene	Toluene-d8 (IS)	13.263	13.252	8,636	
m-/p-Xylene	Toluene-d8 (IS)	13.465	13.459	16,062	
o-Xylene	Toluene-d8 (IS)	13.922	13.922	6,262	

benzene-d6 (IS)

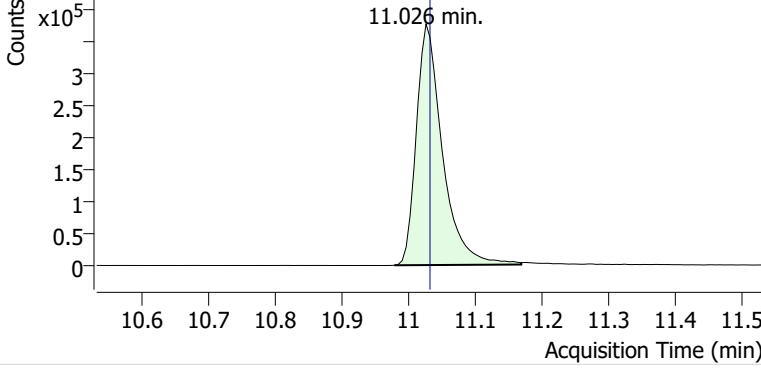


Benzene

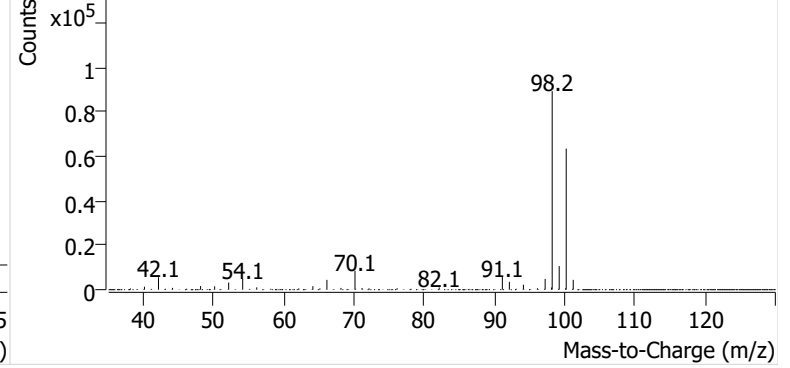


Toluene-d8 (IS)

+ EIC (98.1) Scan P2405829.D

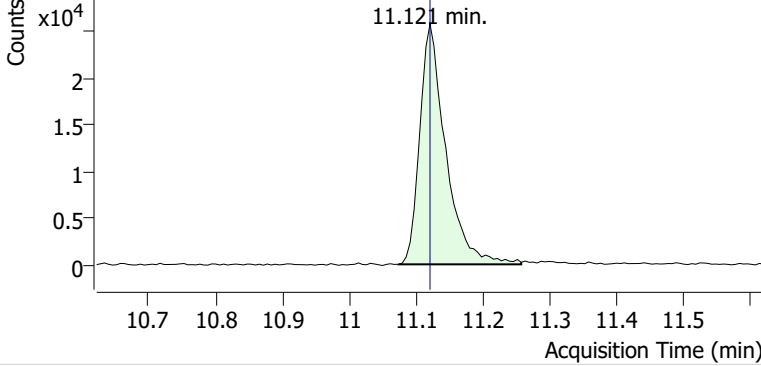


+ Scan (10.978-11.168 min, 32 scans) P2405829.D

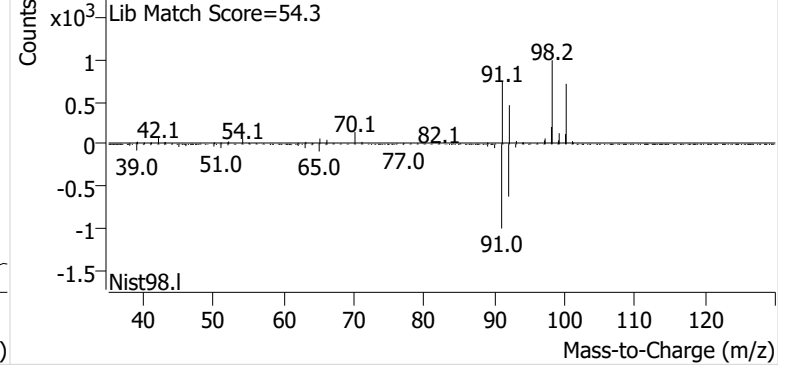


Toluene

+ EIC (91.1) Scan P2405829.D

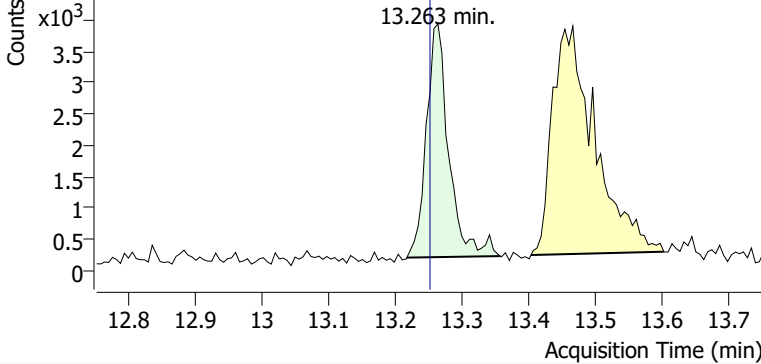


+ Scan (11.073-11.257 min, 32 scans) P2405829.D

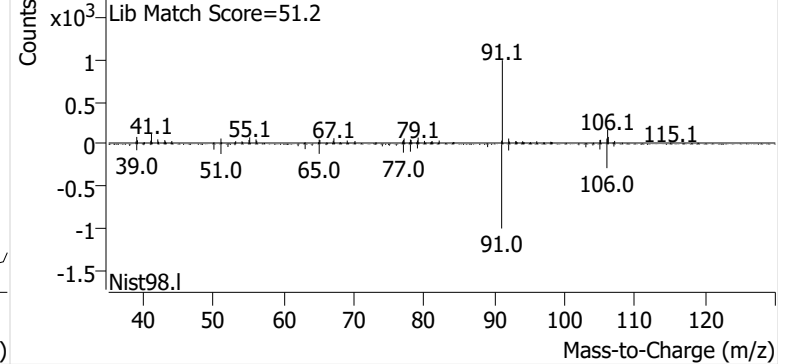


Ethylbenzene

+ EIC (91.1) Scan P2405829.D

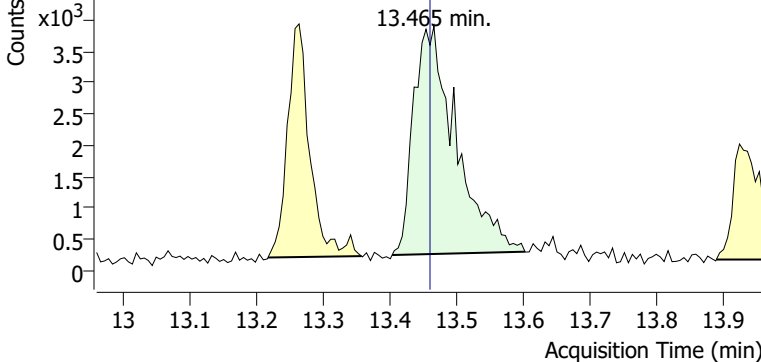


+ Scan (13.217-13.357 min, 23 scans) P2405829.D

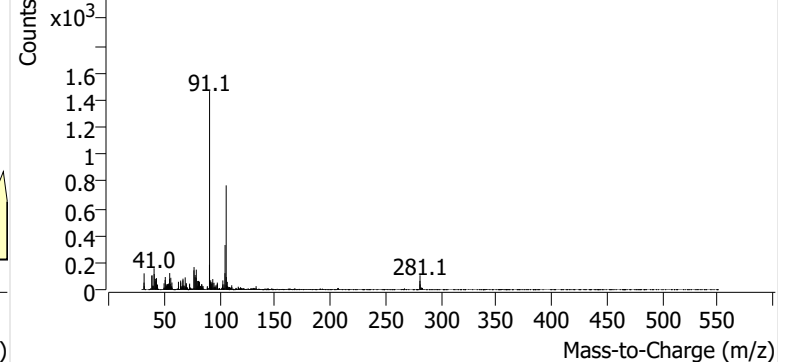


m-/p-Xylene

+ EIC (91.1) Scan P2405829.D

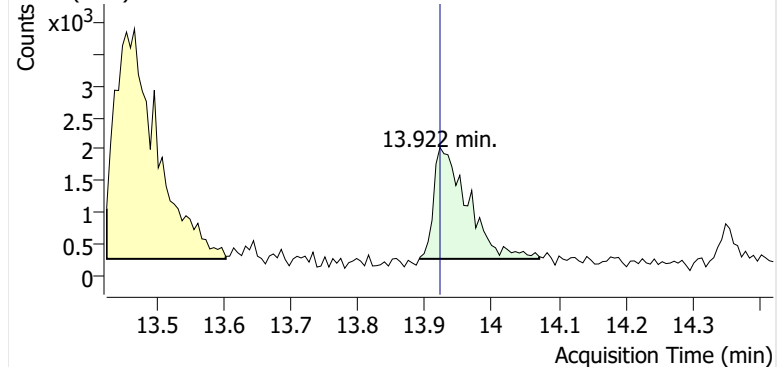


+ Scan (13.403-13.602 min, 33 scans) P2405829.D

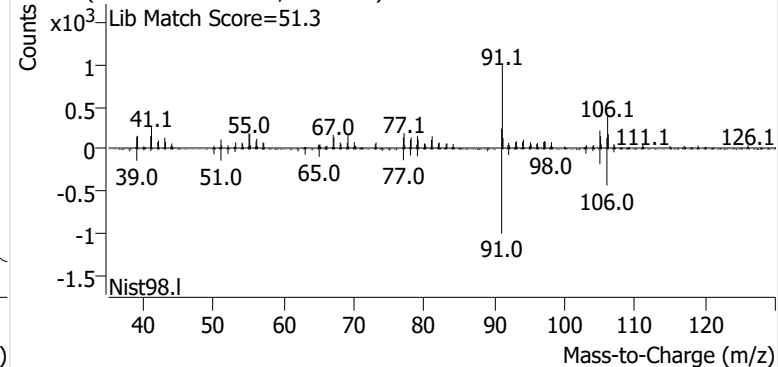


o-Xylene

+ EIC (91.1) Scan P2405829.D

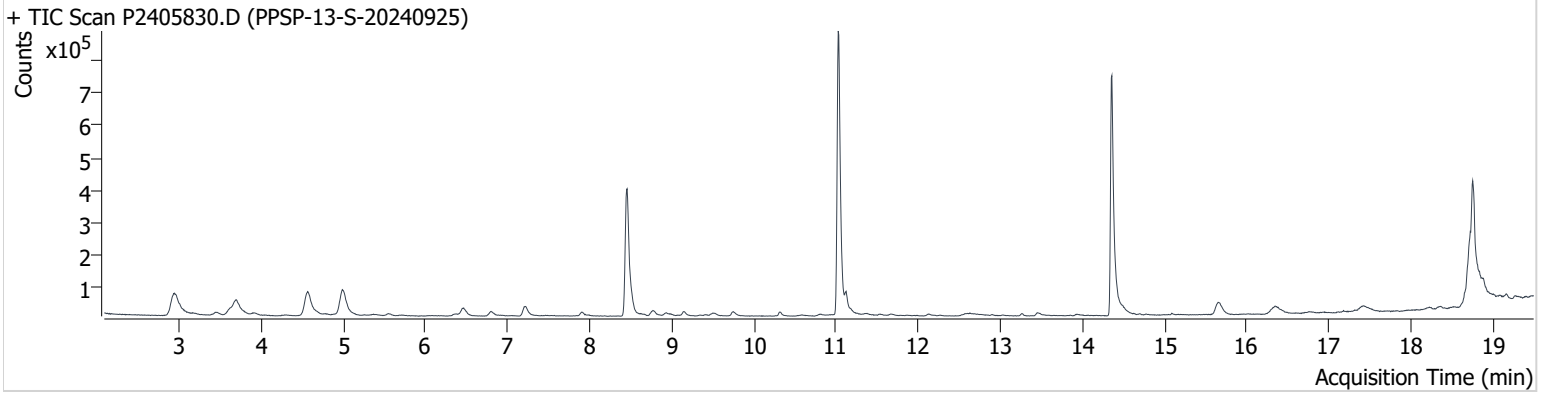


+ Scan (13.891-14.071 min, 31 scans) P2405829.D



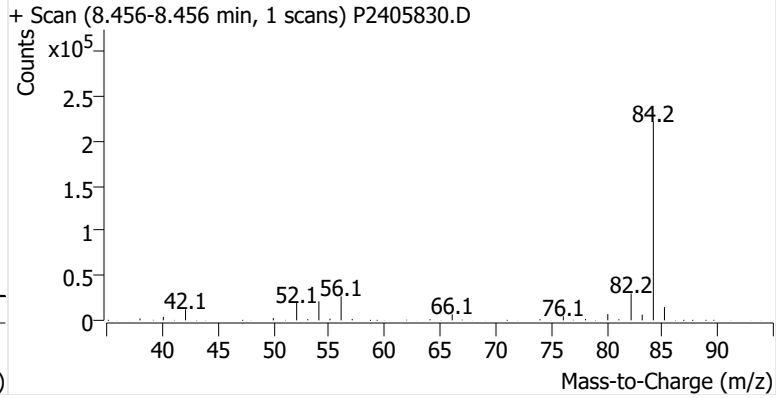
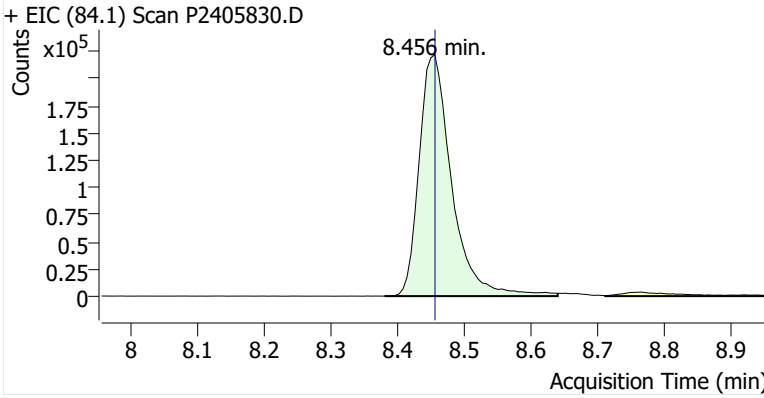
Name PPSP-13-S-20240925
Comment B43396
Data File P2405830.D
Acq. Date-Time 10/10/2024 10:26:54 PM
Acq. Method File M325B-TD35
Tube Sorbent Carbopack X
Analyze Quant Version 12.1
Report Quant Version 12.1

Sample Chromatogram

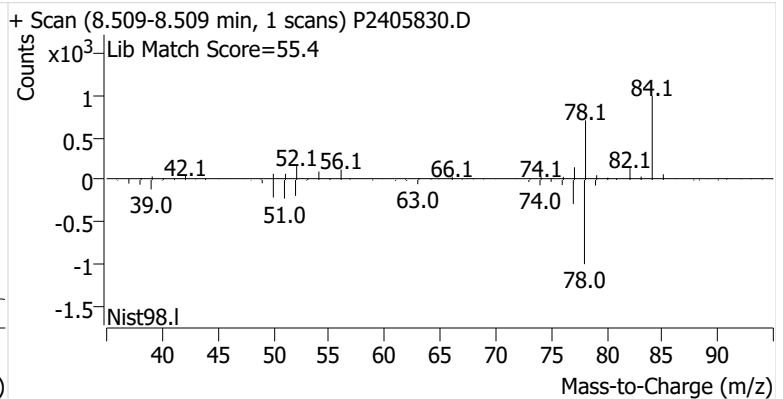
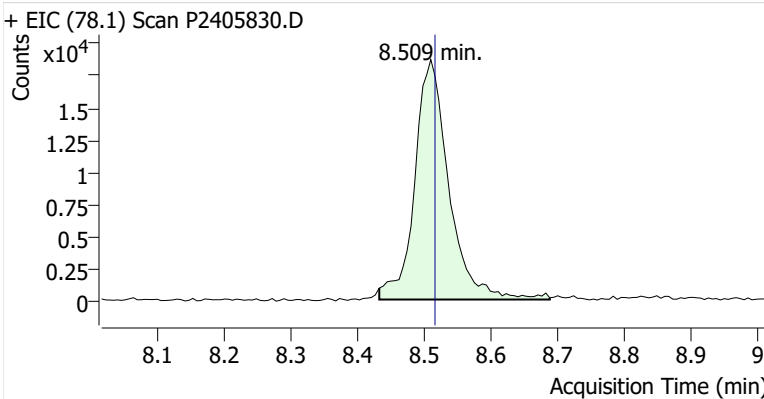


Name	ISTD	RT	ICAL RT	Resp.	Int. Flag
benzene-d6 (IS)		8.456	8.456	749,516	
Benzene	benzene-d6 (IS)	8.509	8.515	66,155	
Toluene-d8 (IS)		11.026	11.032	994,850	
Toluene	Toluene-d8 (IS)	11.121	11.121	63,094	
Ethylbenzene	Toluene-d8 (IS)	13.263	13.252	6,937	
m-/p-Xylene	Toluene-d8 (IS)	13.447	13.459	17,366	
o-Xylene	Toluene-d8 (IS)	13.928	13.922	6,550	

benzene-d6 (IS)

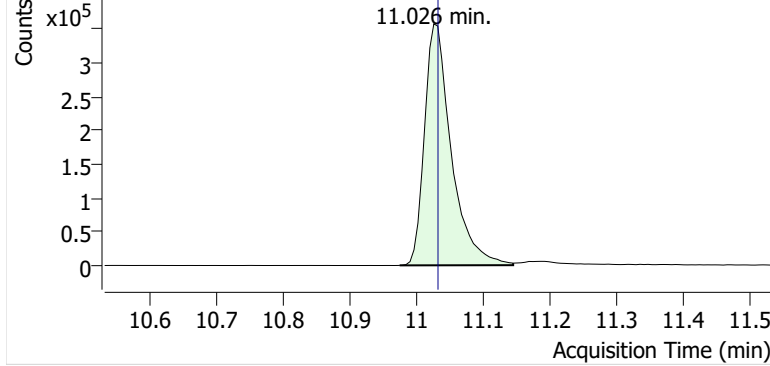


Benzene

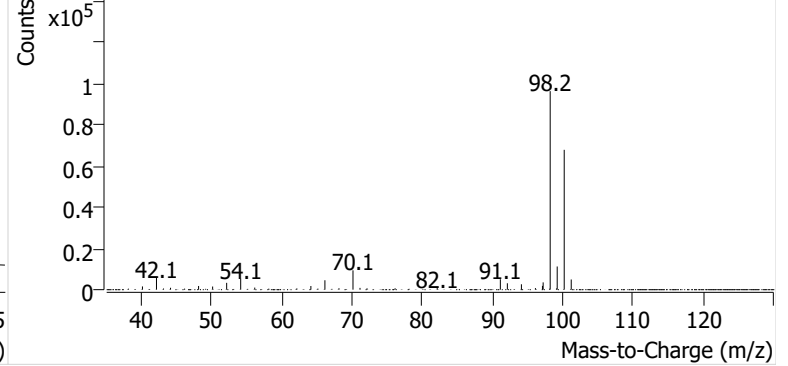


Toluene-d8 (IS)

+ EIC (98.1) Scan P2405830.D

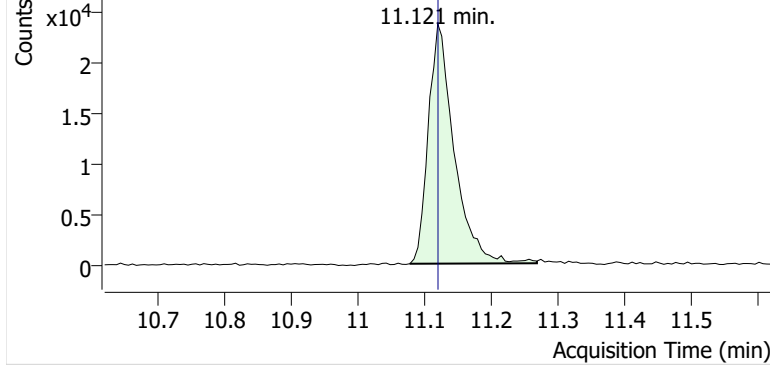


+ Scan (10.974-11.144 min, 29 scans) P2405830.D

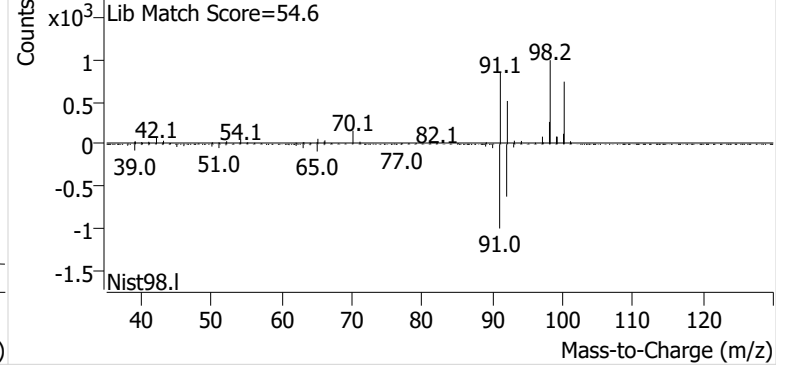


Toluene

+ EIC (91.1) Scan P2405830.D

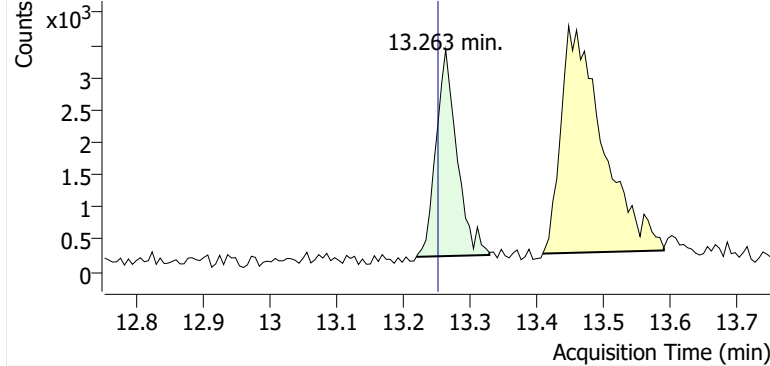


+ Scan (11.078-11.269 min, 33 scans) P2405830.D

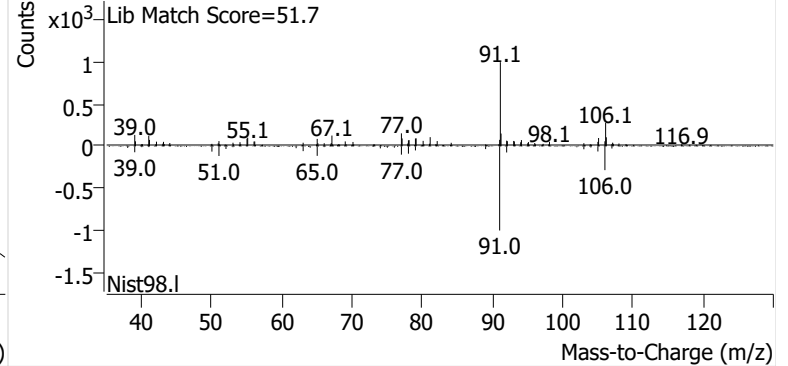


Ethylbenzene

+ EIC (91.1) Scan P2405830.D

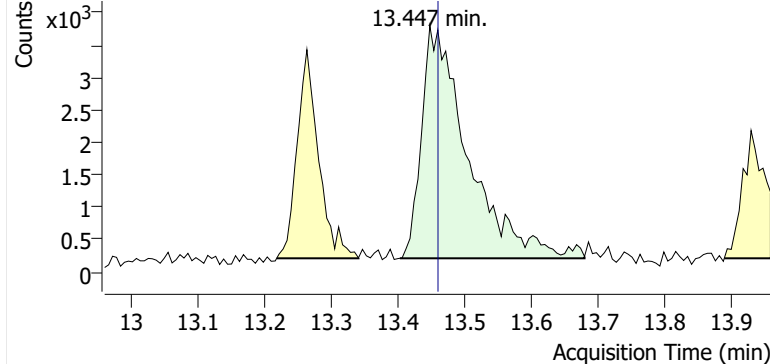


+ Scan (13.219-13.328 min, 19 scans) P2405830.D

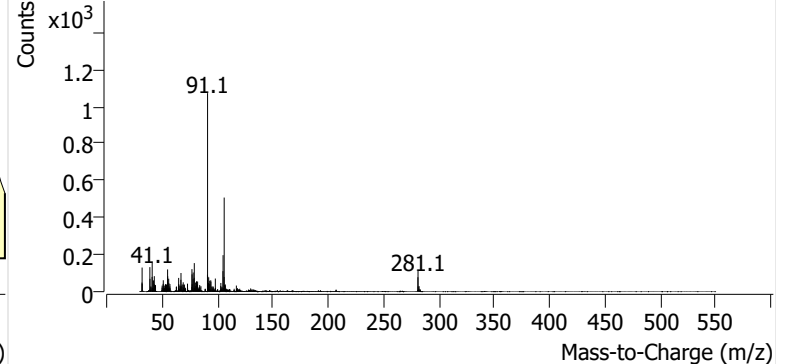


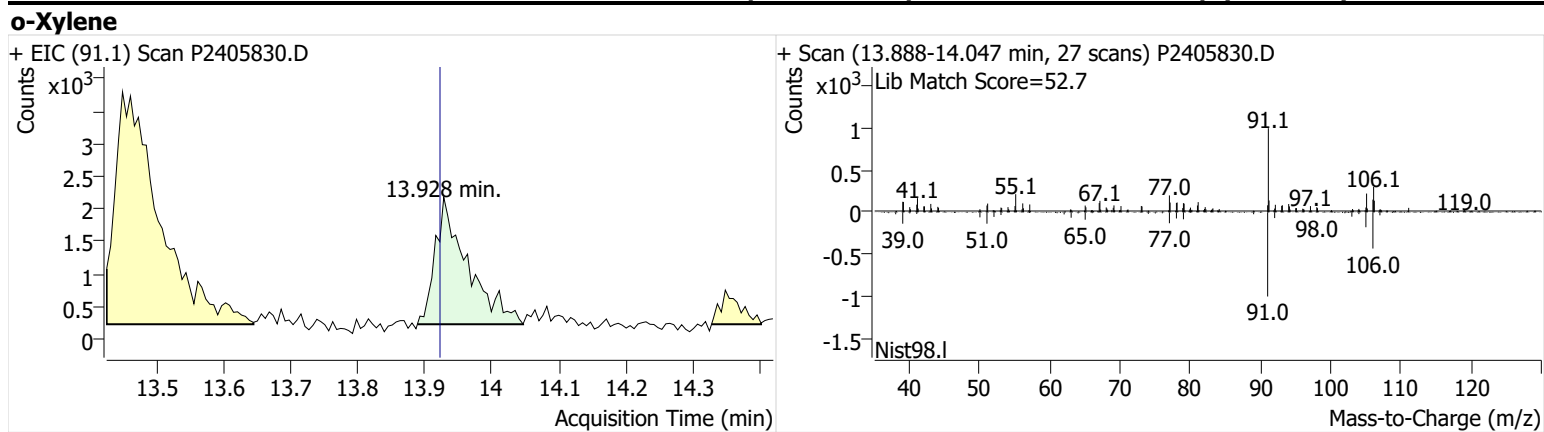
m-/p-Xylene

+ EIC (91.1) Scan P2405830.D



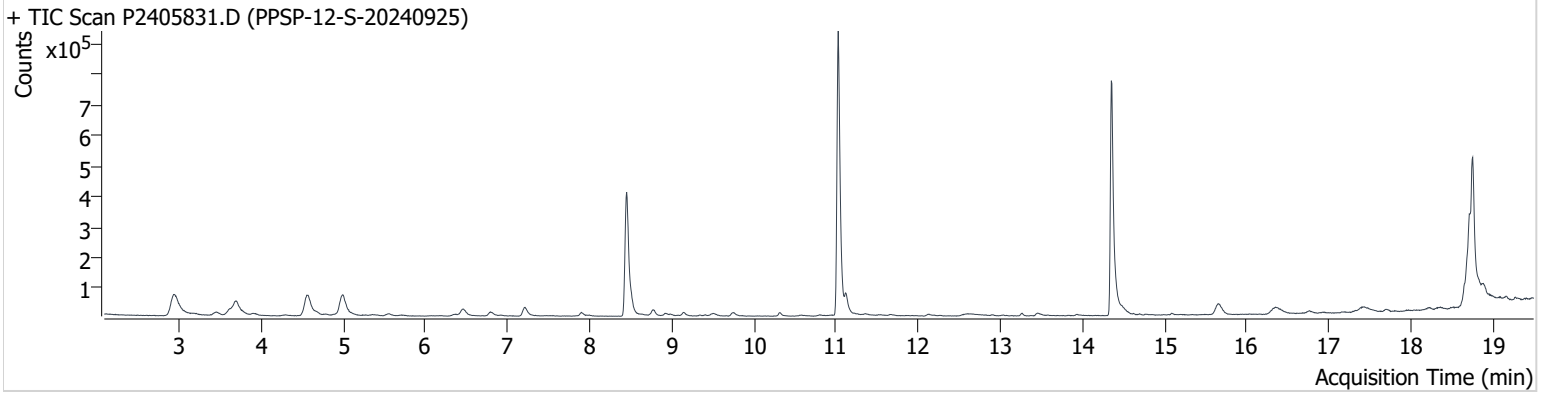
+ Scan (13.402-13.679 min, 47 scans) P2405830.D





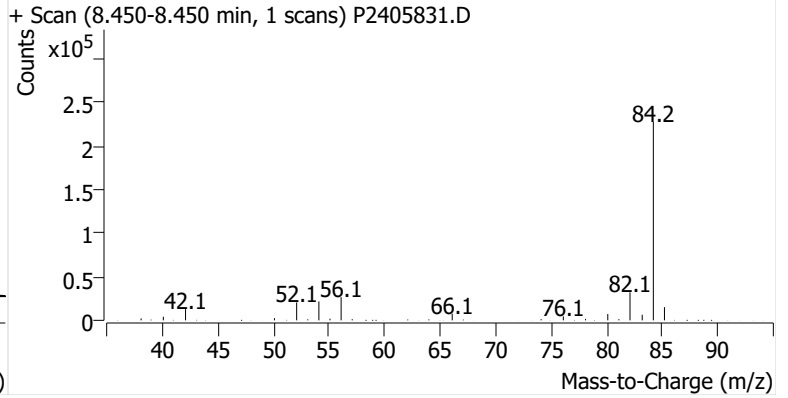
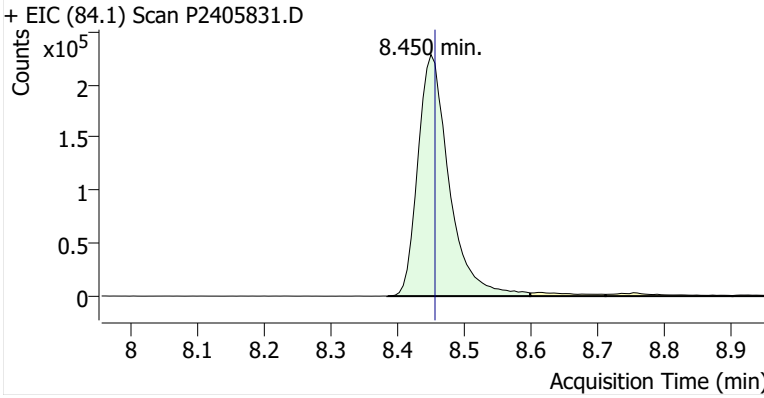
Name PPSP-12-S-20240925
Comment C01690
Data File P2405831.D
Acq. Date-Time 10/10/2024 11:04:11 PM
Acq. Method File M325B-TD35
Tube Sorbent Carbopack X
Analyze Quant Version 12.1
Report Quant Version 12.1

Sample Chromatogram

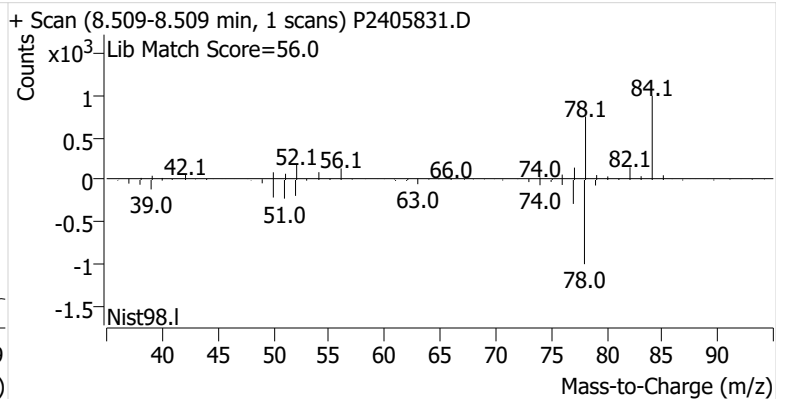
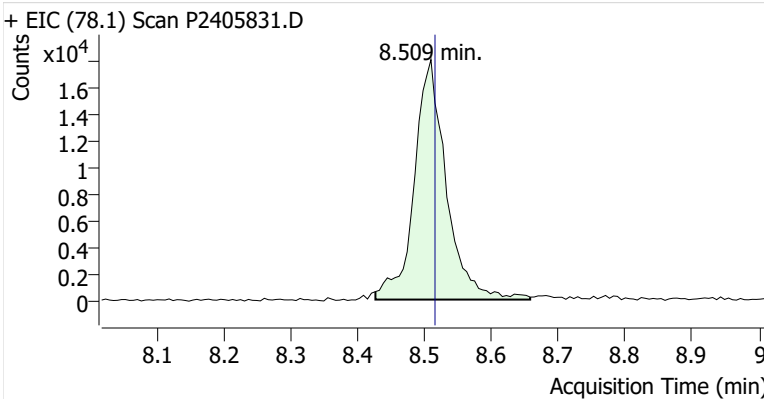


Name	ISTD	RT	ICAL RT	Resp.	Int. Flag
benzene-d6 (IS)		8.450	8.456	740,312	
Benzene	benzene-d6 (IS)	8.509	8.515	59,898	
Toluene-d8 (IS)		11.026	11.032	1,027,522	
Toluene	Toluene-d8 (IS)	11.121	11.121	62,097	
Ethylbenzene	Toluene-d8 (IS)	13.257	13.252	8,834	
m-/p-Xylene	Toluene-d8 (IS)	13.447	13.459	15,435	
o-Xylene	Toluene-d8 (IS)	13.934	13.922	5,812	

benzene-d6 (IS)

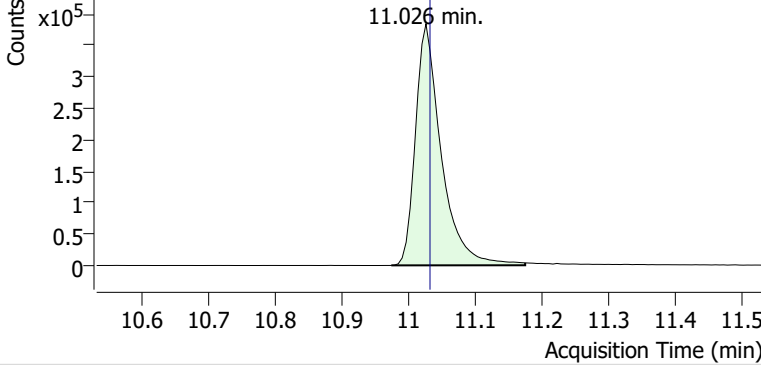


Benzene

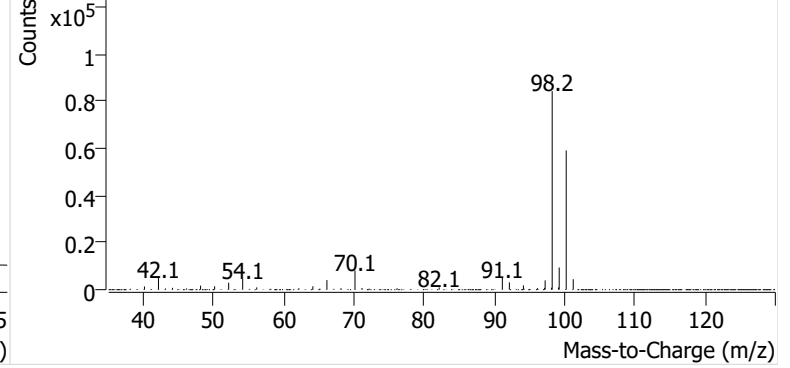


Toluene-d8 (IS)

+ EIC (98.1) Scan P2405831.D

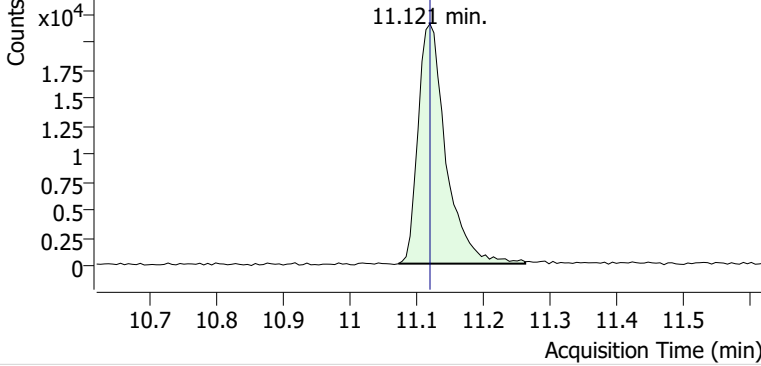


+ Scan (10.974-11.174 min, 34 scans) P2405831.D

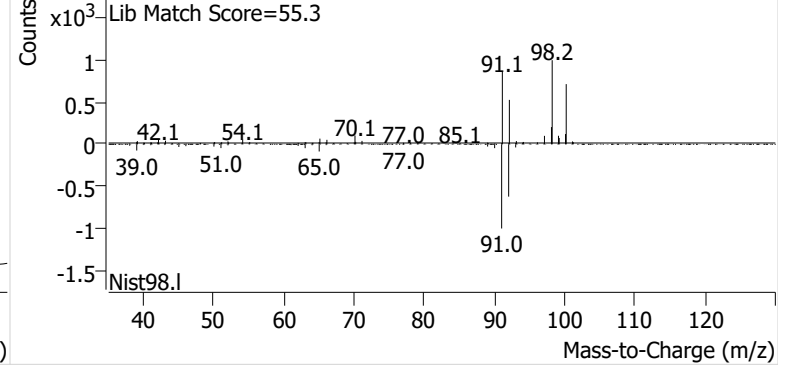


Toluene

+ EIC (91.1) Scan P2405831.D

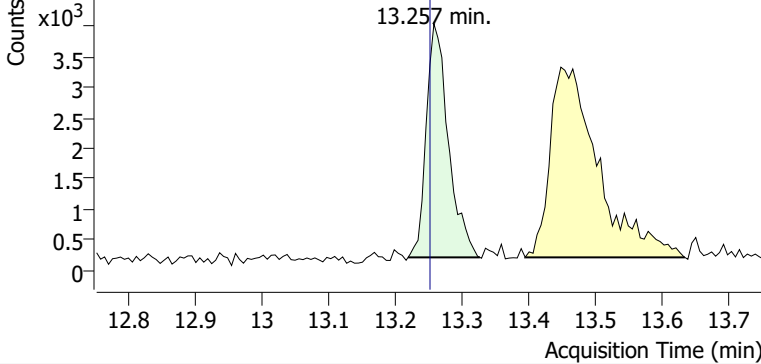


+ Scan (11.074-11.263 min, 32 scans) P2405831.D

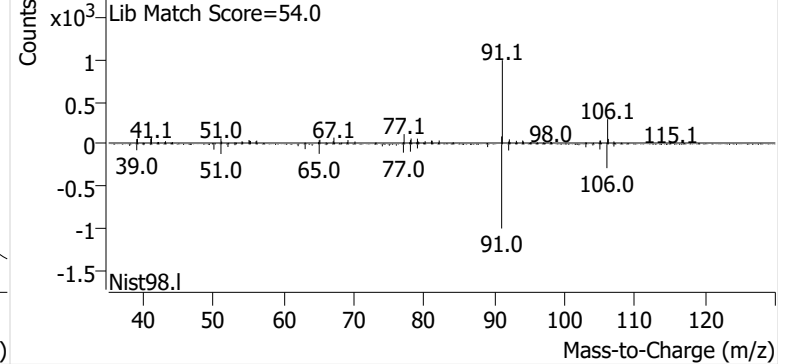


Ethylbenzene

+ EIC (91.1) Scan P2405831.D

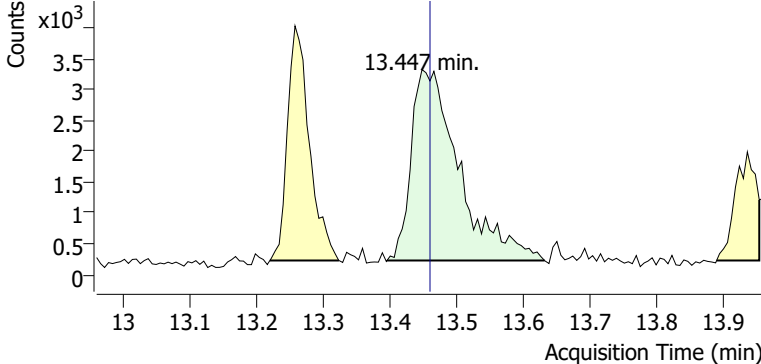


+ Scan (13.219-13.326 min, 18 scans) P2405831.D

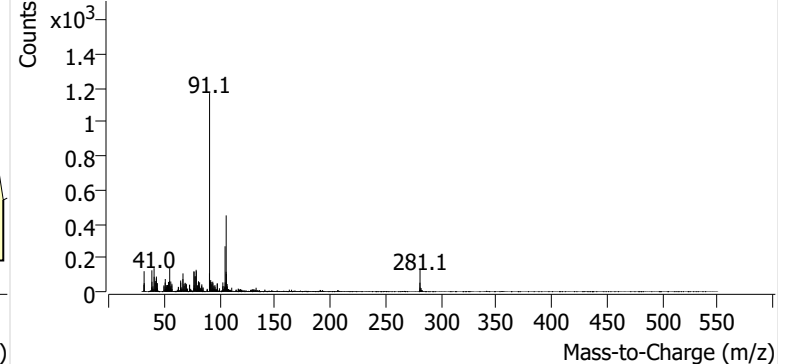


m-/p-Xylene

+ EIC (91.1) Scan P2405831.D

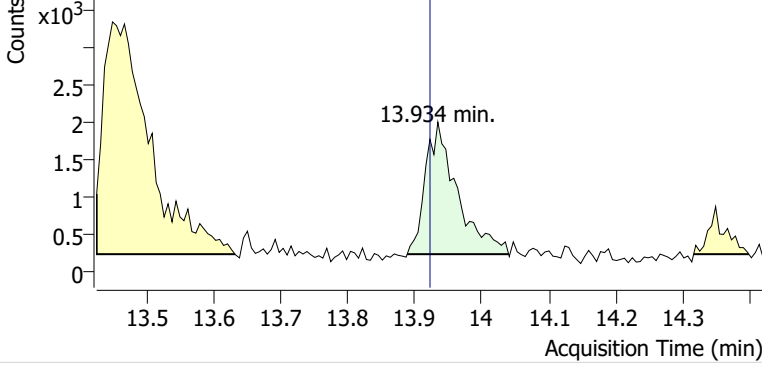


+ Scan (13.395-13.631 min, 39 scans) P2405831.D

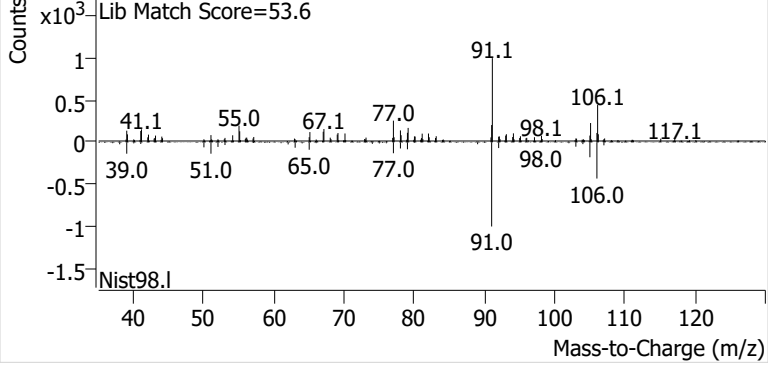


o-Xylene

+ EIC (91.1) Scan P2405831.D

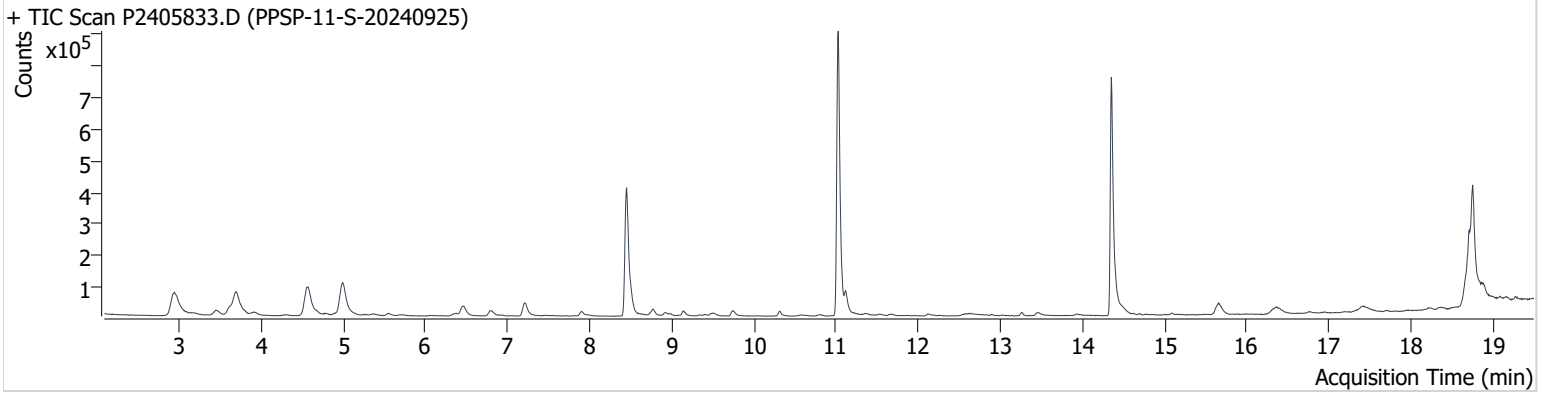


+ Scan (13.888-14.040 min, 25 scans) P2405831.D



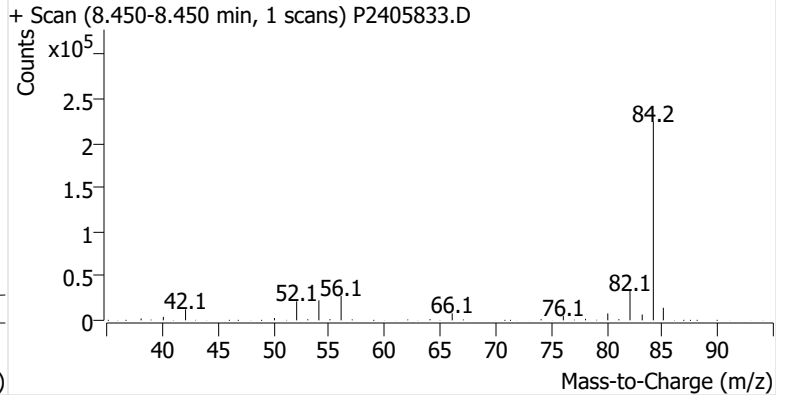
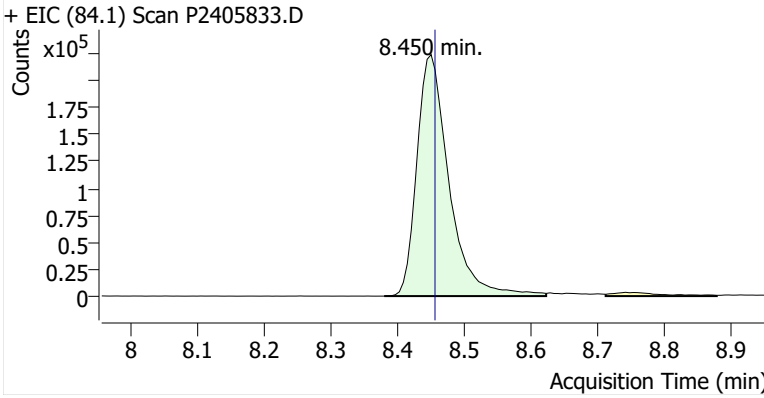
Name PPSP-11-S-20240925
Comment B49435
Data File P2405833.D
Acq. Date-Time 10/11/2024 12:18:46 AM
Acq. Method File M325B-TD35
Tube Sorbent Carbopack X
Analyze Quant Version 12.1
Report Quant Version 12.1

Sample Chromatogram

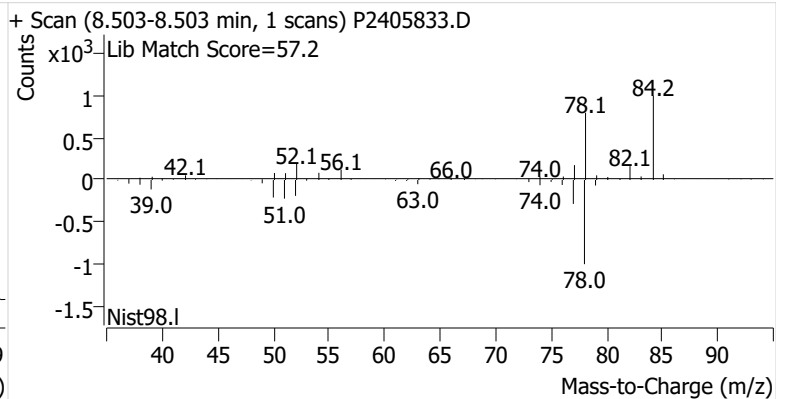
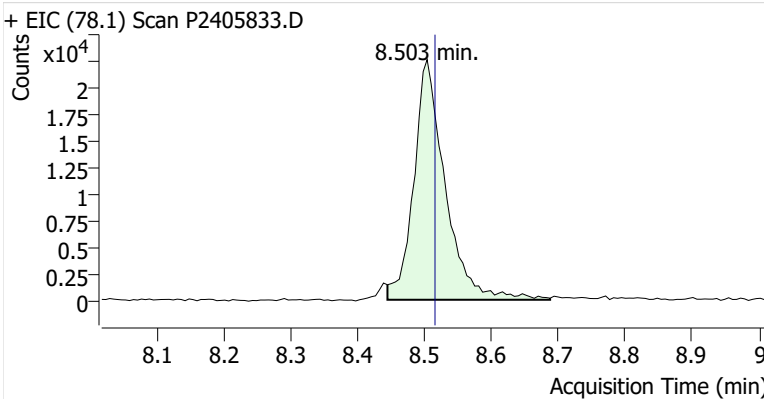


Name	ISTD	RT	ICAL RT	Resp.	Int. Flag
benzene-d6 (IS)		8.450	8.456	747,171	
Benzene	benzene-d6 (IS)	8.503	8.515	73,727	
Toluene-d8 (IS)		11.026	11.032	1,020,991	
Toluene	Toluene-d8 (IS)	11.115	11.121	66,076	
Ethylbenzene	Toluene-d8 (IS)	13.258	13.252	11,084	
m-/p-Xylene	Toluene-d8 (IS)	13.465	13.459	19,271	
o-Xylene	Toluene-d8 (IS)	13.934	13.922	7,647	

benzene-d6 (IS)

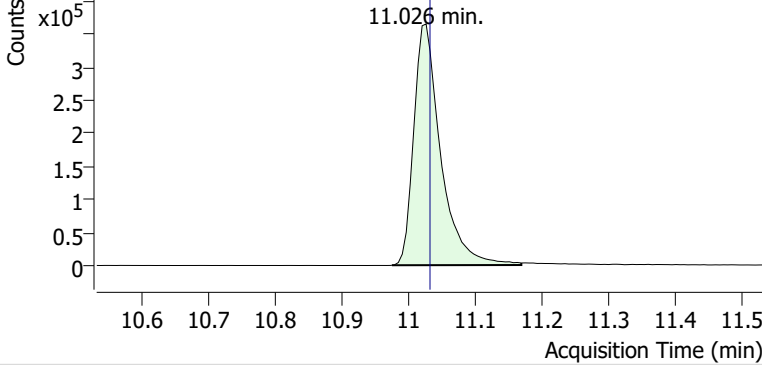


Benzene

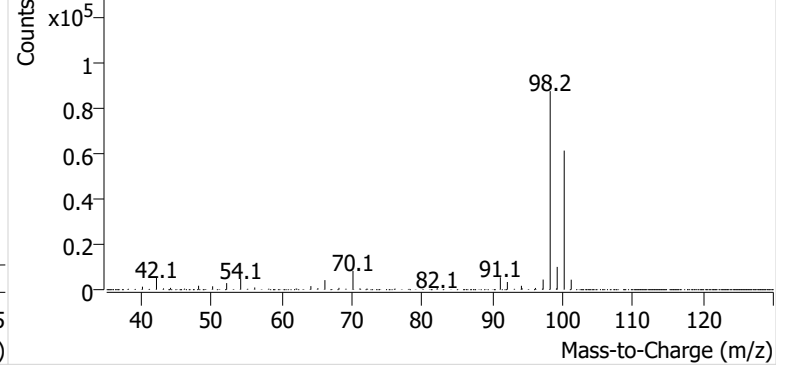


Toluene-d8 (IS)

+ EIC (98.1) Scan P2405833.D

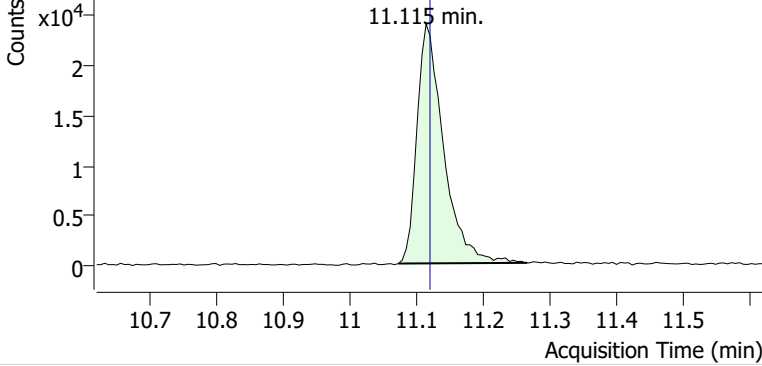


+ Scan (10.975-11.168 min, 33 scans) P2405833.D

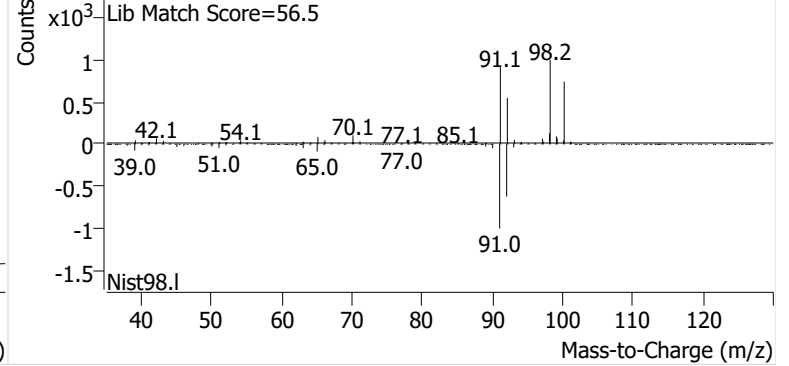


Toluene

+ EIC (91.1) Scan P2405833.D

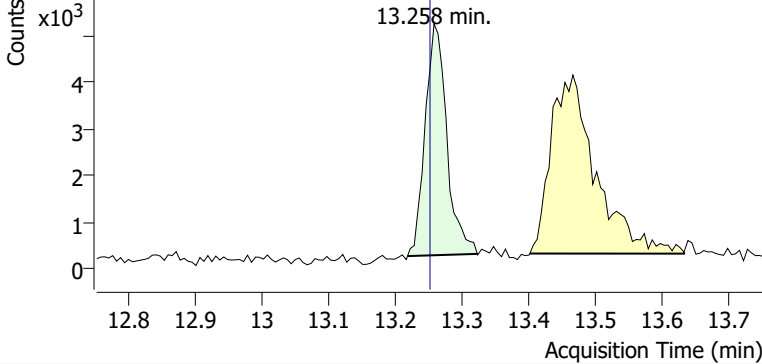


+ Scan (11.074-11.266 min, 32 scans) P2405833.D

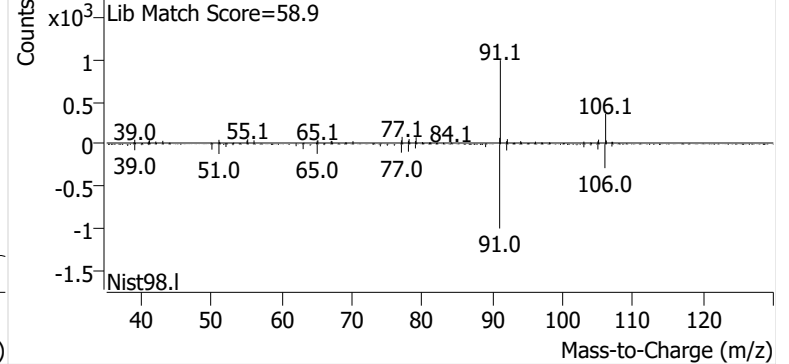


Ethylbenzene

+ EIC (91.1) Scan P2405833.D

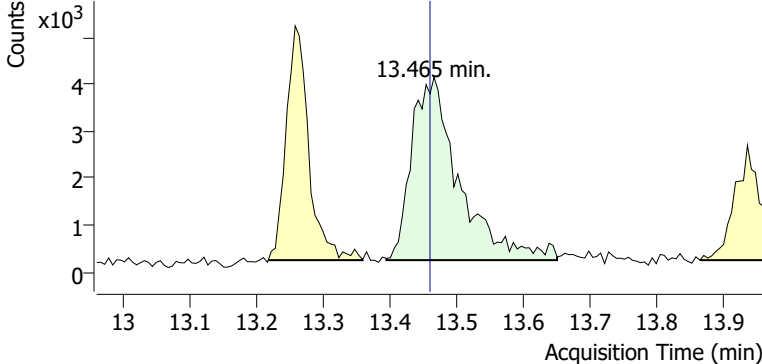


+ Scan (13.218-13.322 min, 17 scans) P2405833.D

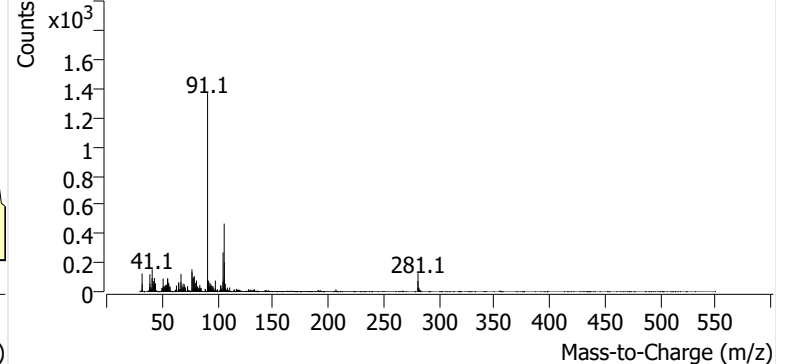


m-/p-Xylene

+ EIC (91.1) Scan P2405833.D

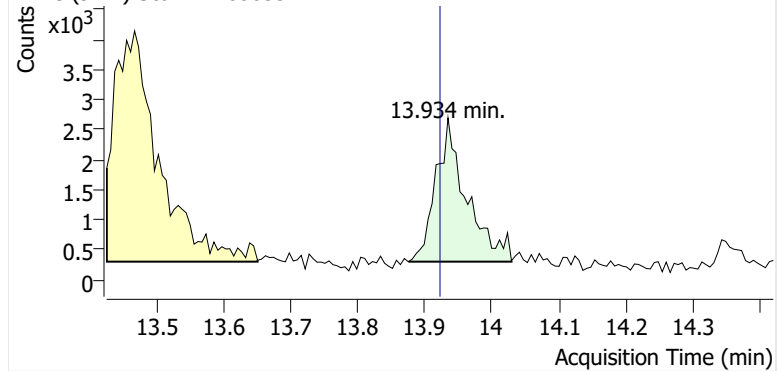


+ Scan (13.394-13.649 min, 44 scans) P2405833.D

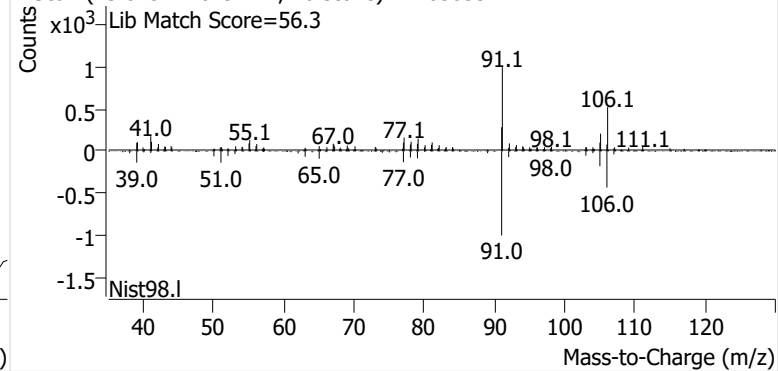


o-Xylene

+ EIC (91.1) Scan P2405833.D

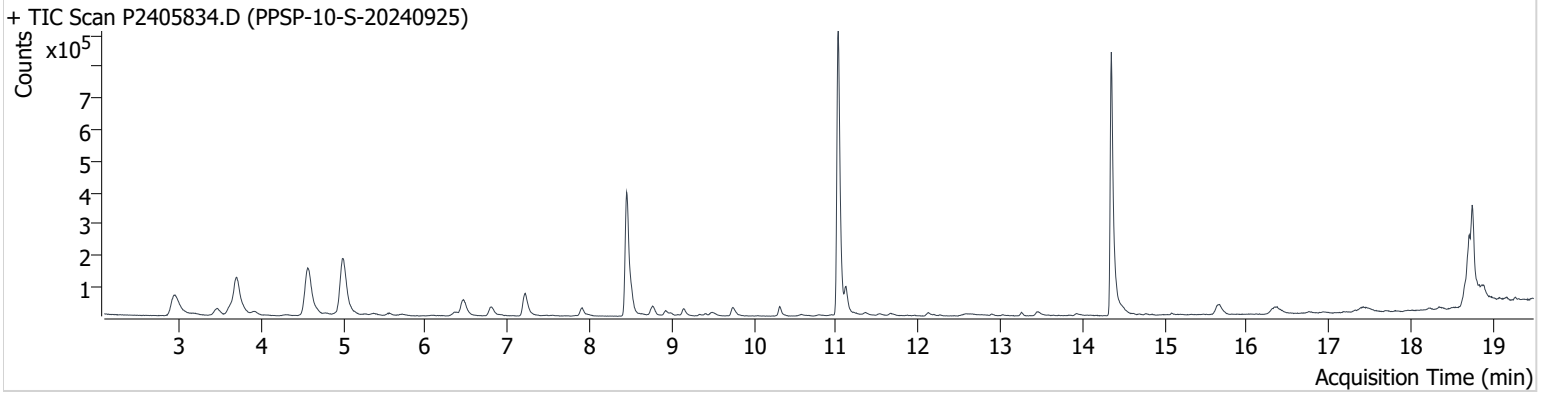


+ Scan (13.875-14.029 min, 26 scans) P2405833.D



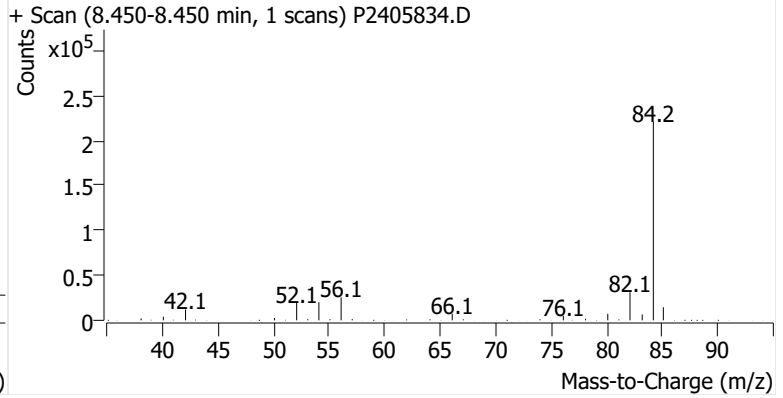
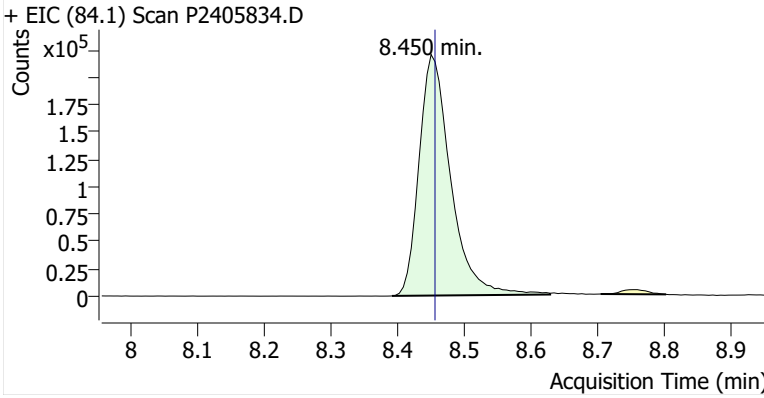
Name PPSP-10-S-20240925
Comment C20410
Data File P2405834.D
Acq. Date-Time 10/11/2024 12:56:03 AM
Acq. Method File M325B-TD35
Tube Sorbent Carbopack X
Analyze Quant Version 12.1
Report Quant Version 12.1

Sample Chromatogram

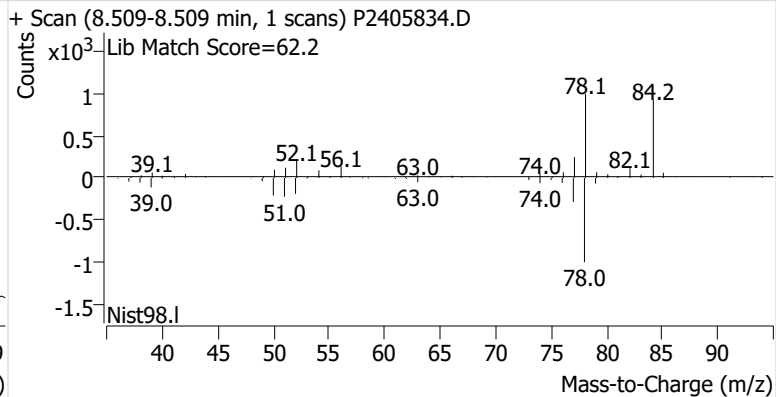
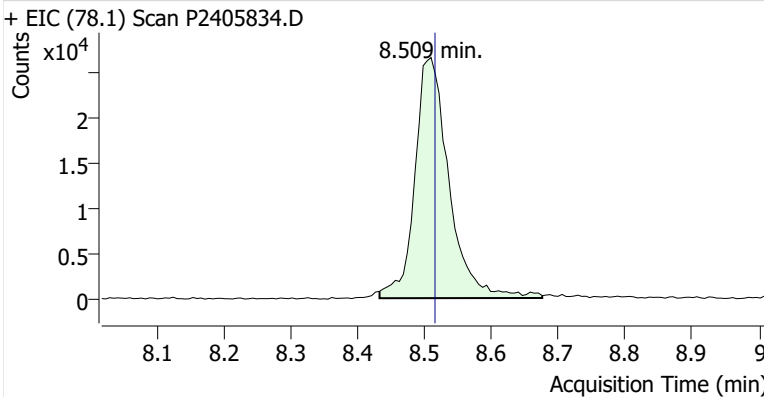


Name	ISTD	RT	ICAL RT	Resp.	Int. Flag
benzene-d6 (IS)		8.450	8.456	723,090	
Benzene	benzene-d6 (IS)	8.509	8.515	94,277	
Toluene-d8 (IS)		11.026	11.032	1,022,714	
Toluene	Toluene-d8 (IS)	11.121	11.121	86,627	
Ethylbenzene	Toluene-d8 (IS)	13.264	13.252	9,530	
m-/p-Xylene	Toluene-d8 (IS)	13.459	13.459	21,108	
o-Xylene	Toluene-d8 (IS)	13.934	13.922	8,761	

benzene-d6 (IS)

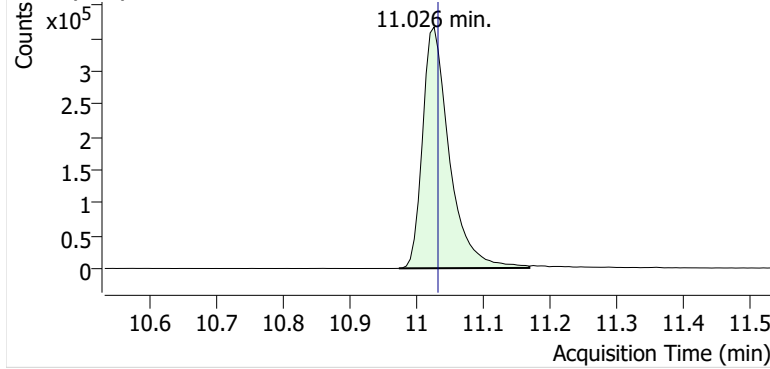


Benzene

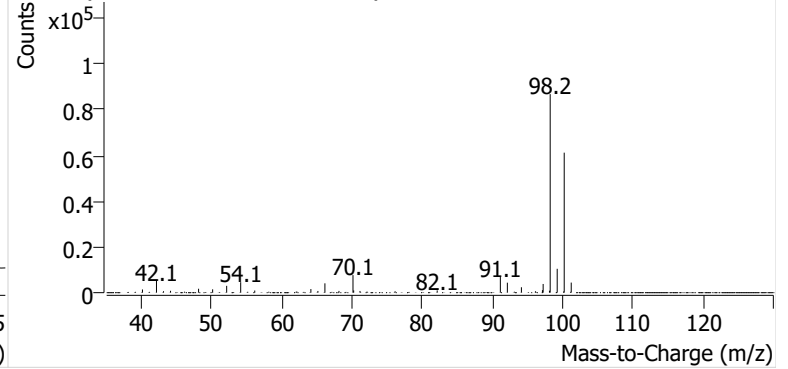


Toluene-d8 (IS)

+ EIC (98.1) Scan P2405834.D

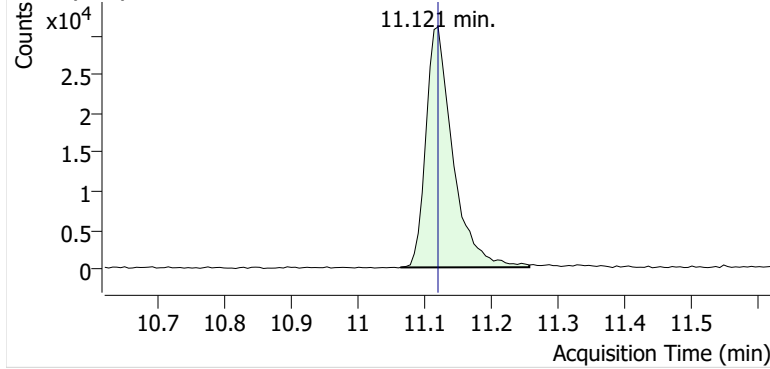


+ Scan (10.973-11.168 min, 33 scans) P2405834.D

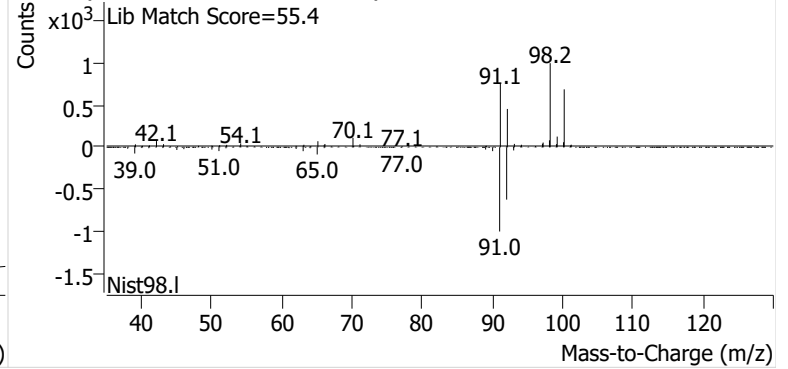


Toluene

+ EIC (91.1) Scan P2405834.D

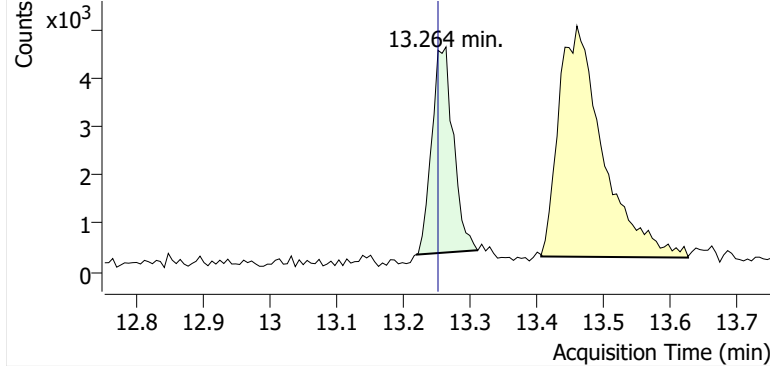


+ Scan (11.064-11.257 min, 33 scans) P2405834.D

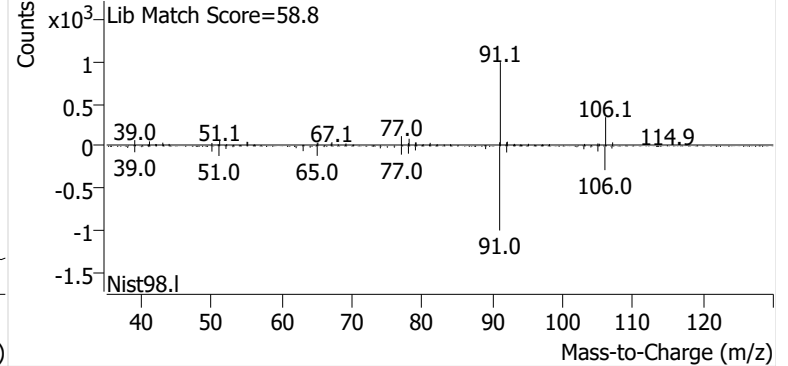


Ethylbenzene

+ EIC (91.1) Scan P2405834.D

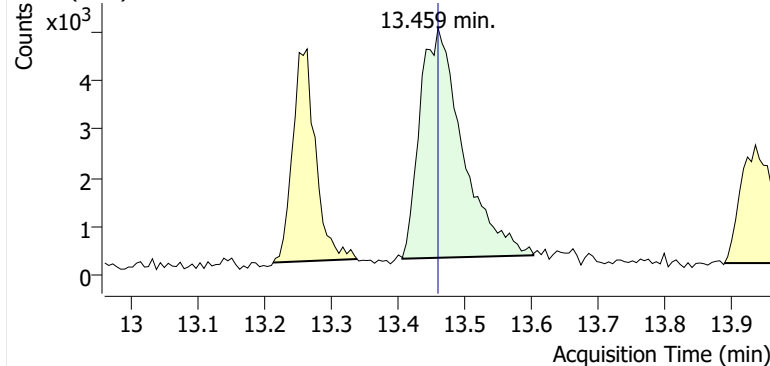


+ Scan (13.219-13.311 min, 15 scans) P2405834.D

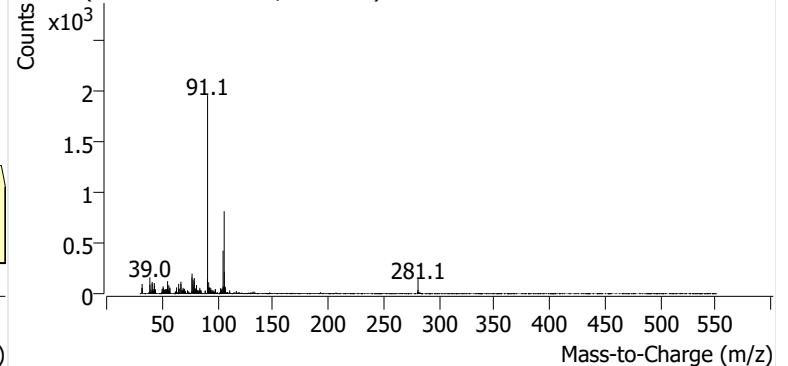


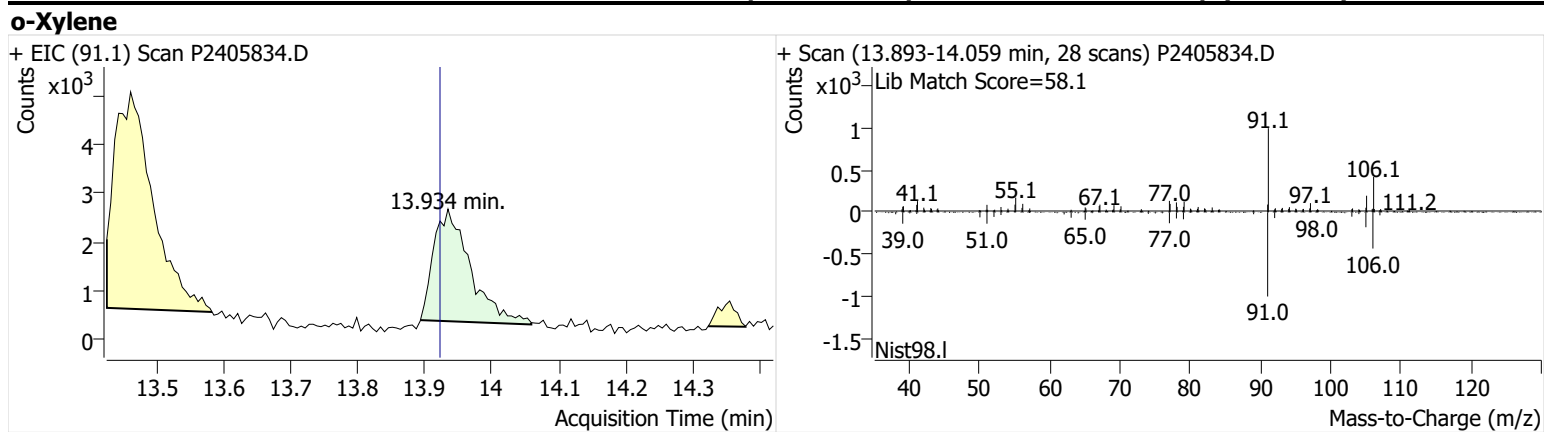
m-/p-Xylene

+ EIC (91.1) Scan P2405834.D



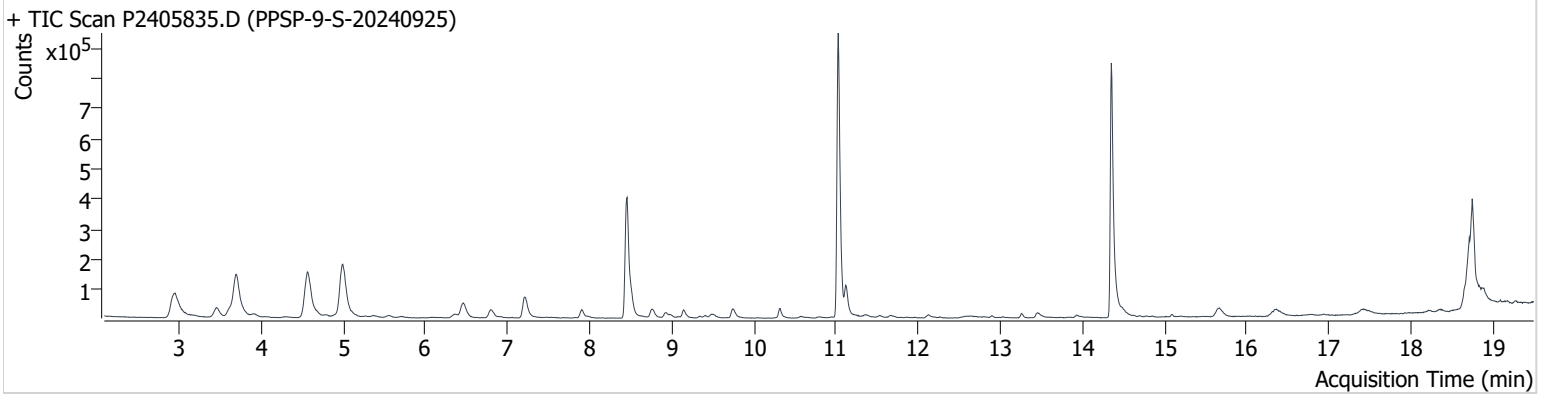
+ Scan (13.406-13.602 min, 34 scans) P2405834.D





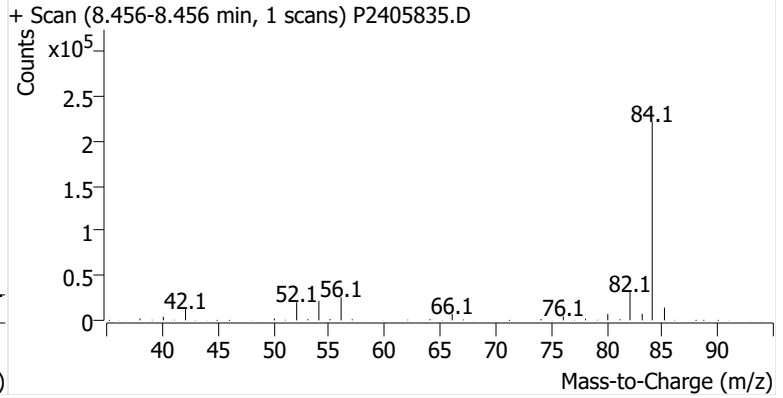
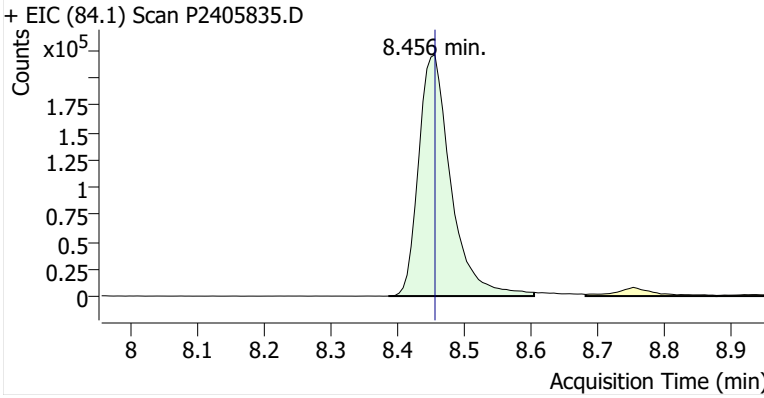
Name PPSP-9-S-20240925
Comment B33824
Data File P2405835.D
Acq. Date-Time 10/11/2024 1:33:19 AM
Acq. Method File M325B-TD35
Tube Sorbent Carbopack X
Analyze Quant Version 12.1
Report Quant Version 12.1

Sample Chromatogram

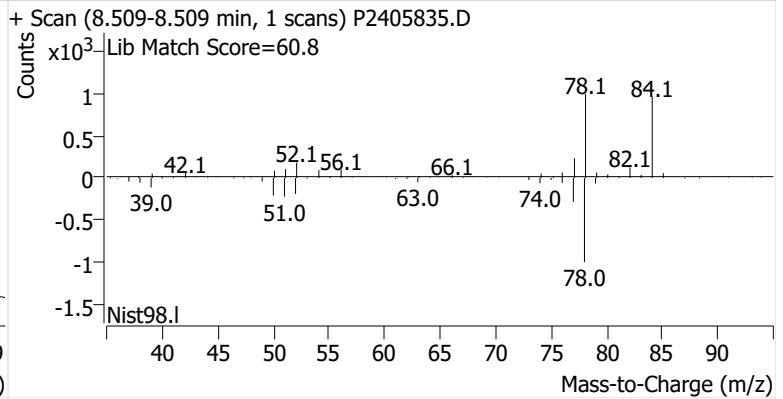
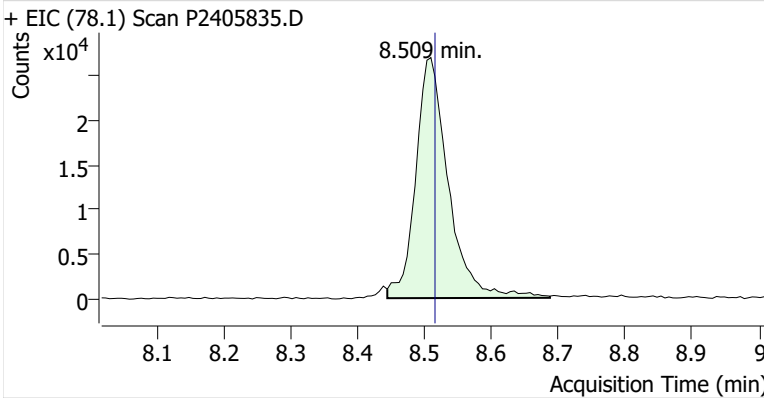


Name	ISTD	RT	ICAL RT	Resp.	Int. Flag
benzene-d6 (IS)		8.456	8.456	740,328	
Benzene	benzene-d6 (IS)	8.509	8.515	91,009	
Toluene-d8 (IS)		11.026	11.032	1,030,854	
Toluene	Toluene-d8 (IS)	11.121	11.121	107,850	
Ethylbenzene	Toluene-d8 (IS)	13.257	13.252	16,064	
m-/p-Xylene	Toluene-d8 (IS)	13.453	13.459	29,007	
o-Xylene	Toluene-d8 (IS)	13.928	13.922	10,197	

benzene-d6 (IS)

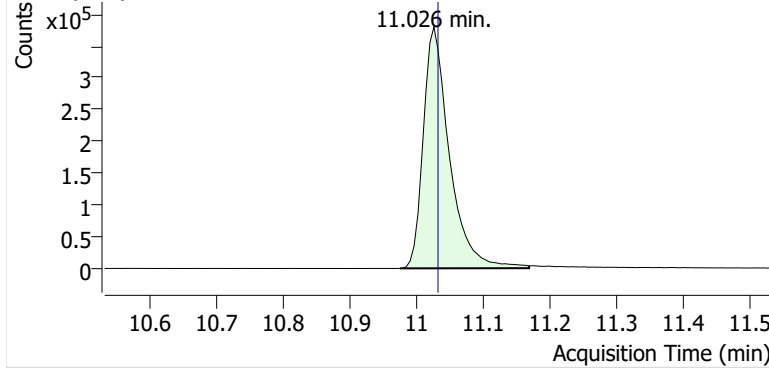


Benzene

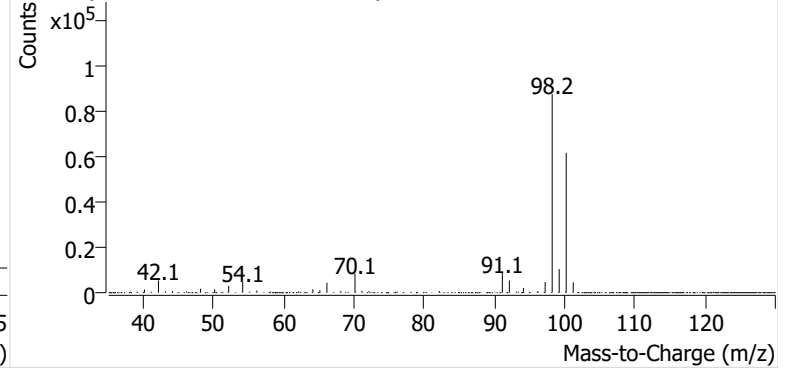


Toluene-d8 (IS)

+ EIC (98.1) Scan P2405835.D

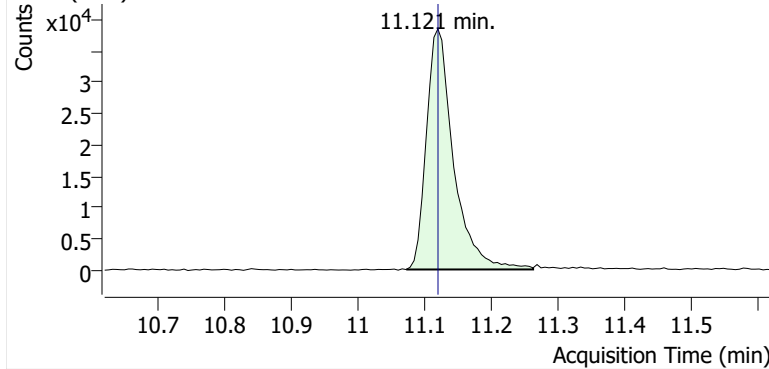


+ Scan (10.975-11.168 min, 33 scans) P2405835.D

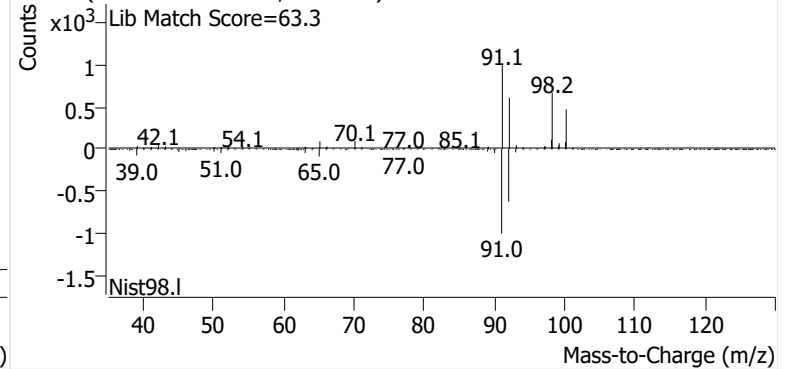


Toluene

+ EIC (91.1) Scan P2405835.D

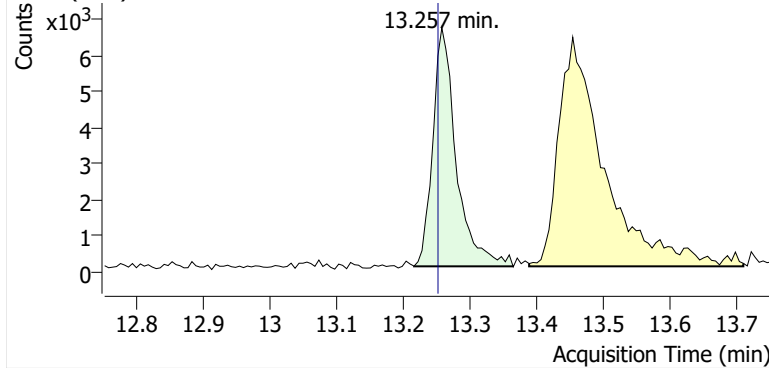


+ Scan (11.073-11.263 min, 32 scans) P2405835.D

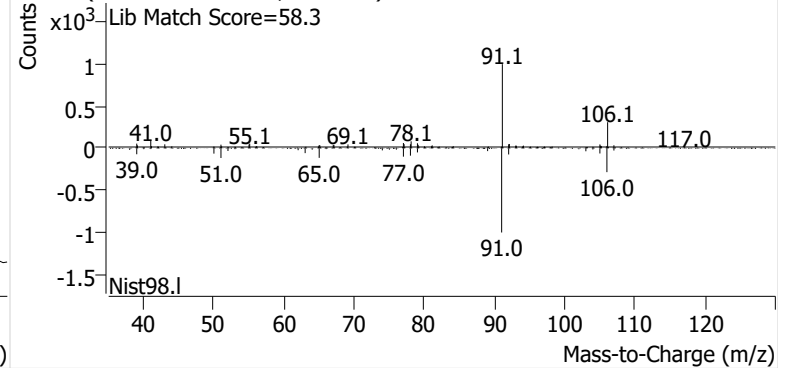


Ethylbenzene

+ EIC (91.1) Scan P2405835.D

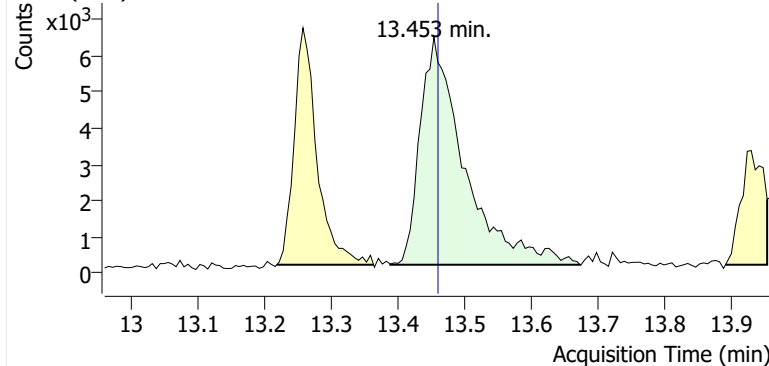


+ Scan (13.216-13.364 min, 25 scans) P2405835.D

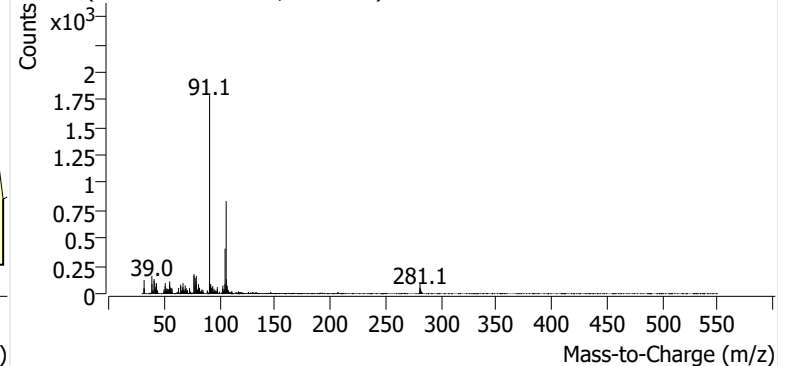


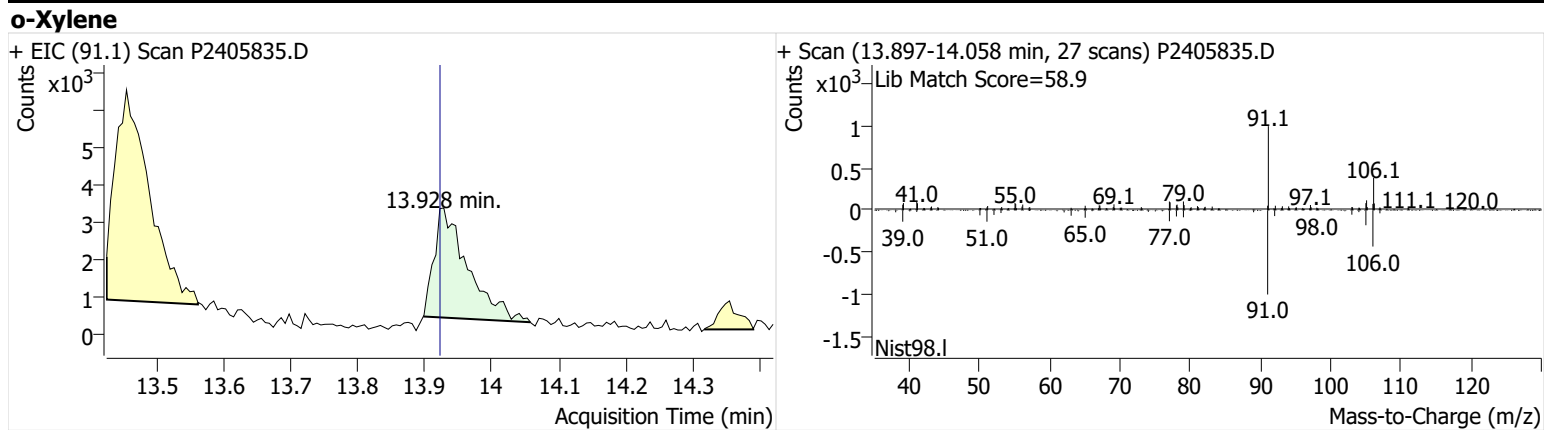
m-/p-Xylene

+ EIC (91.1) Scan P2405835.D



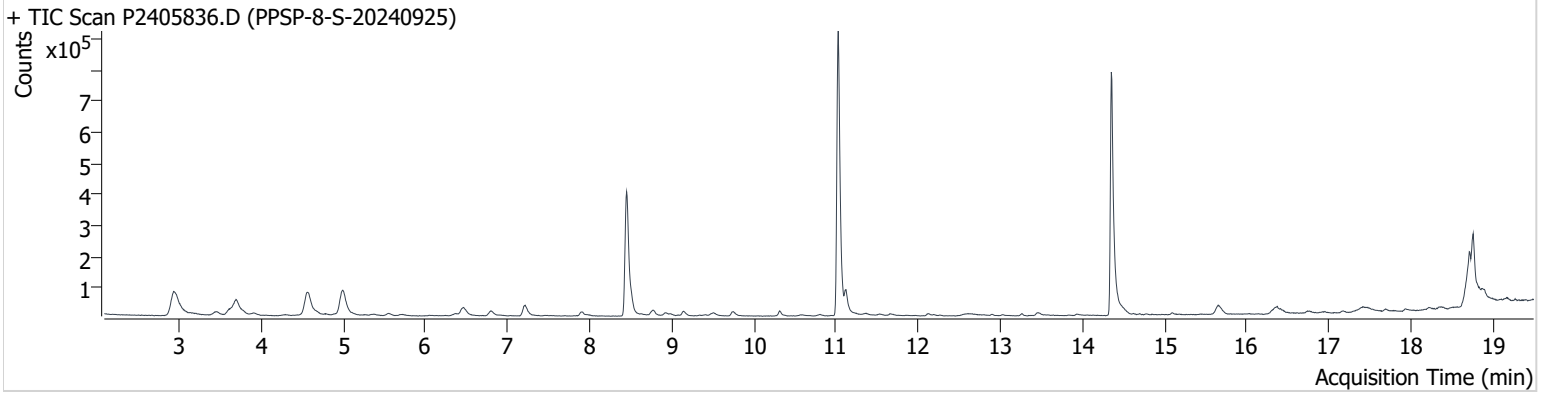
+ Scan (13.388-13.672 min, 48 scans) P2405835.D





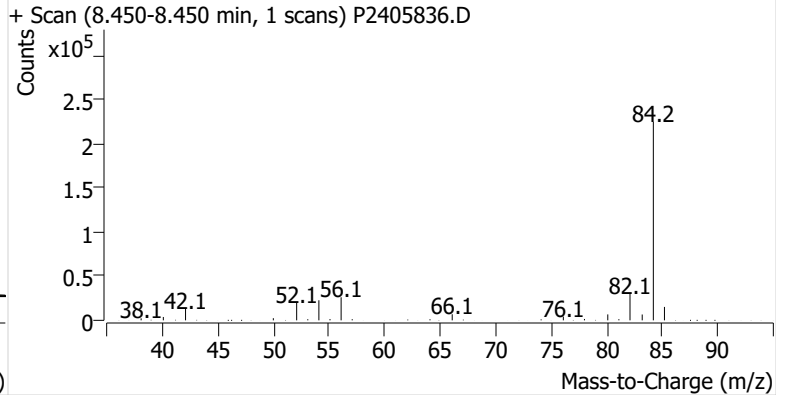
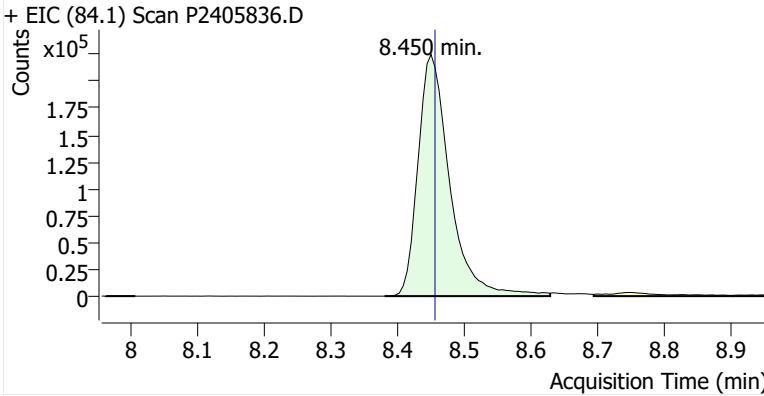
Name PPSP-8-S-20240925
Comment C34261
Data File P2405836.D
Acq. Date-Time 10/11/2024 2:10:36 AM
Acq. Method File M325B-TD35
Tube Sorbent Carbopack X
Analyze Quant Version 12.1
Report Quant Version 12.1

Sample Chromatogram

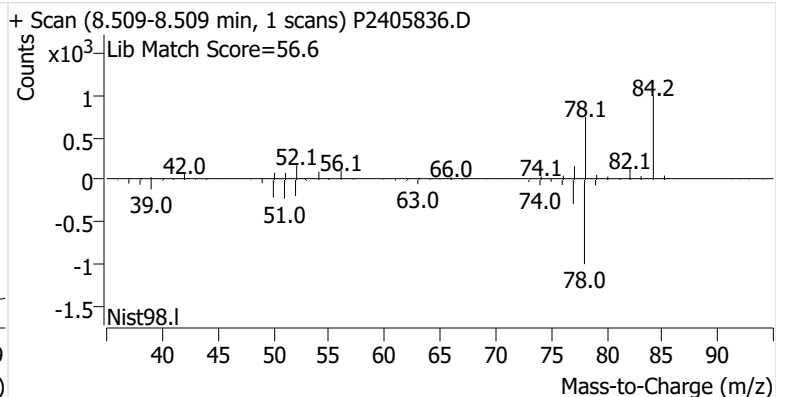
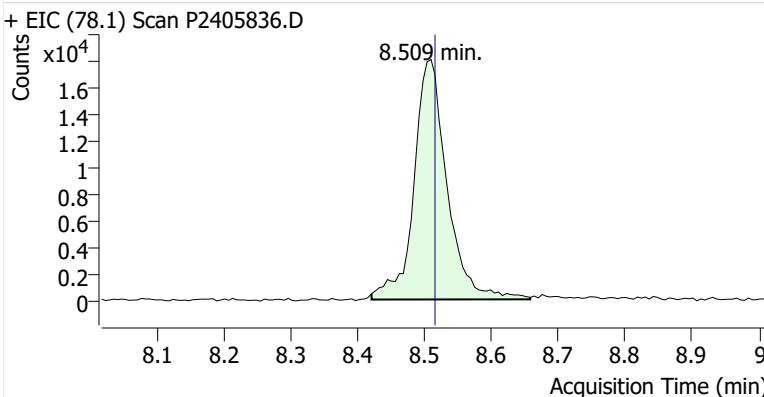


Name	ISTD	RT	ICAL RT	Resp.	Int. Flag
benzene-d6 (IS)		8.450	8.456	739,669	
Benzene	benzene-d6 (IS)	8.509	8.515	62,139	
Toluene-d8 (IS)		11.026	11.032	1,032,121	
Toluene	Toluene-d8 (IS)	11.121	11.121	72,300	
Ethylbenzene	Toluene-d8 (IS)	13.264	13.252	6,836	
m-/p-Xylene	Toluene-d8 (IS)	13.453	13.459	16,638	
o-Xylene	Toluene-d8 (IS)	13.934	13.922	6,659	

benzene-d6 (IS)

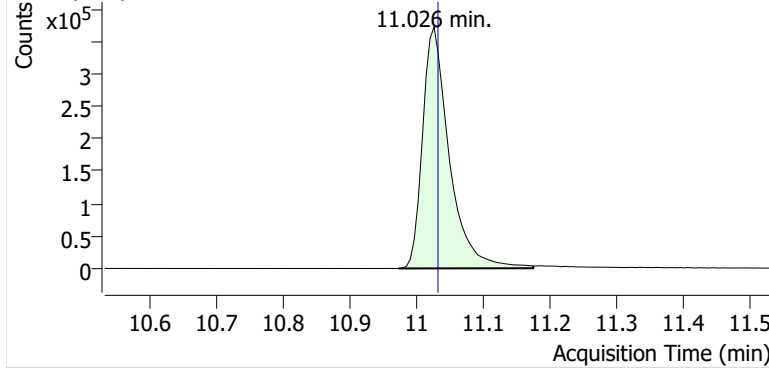


Benzene

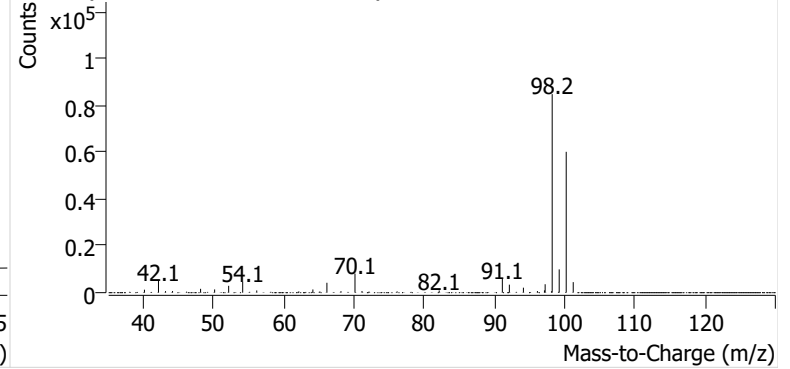


Toluene-d8 (IS)

+ EIC (98.1) Scan P2405836.D

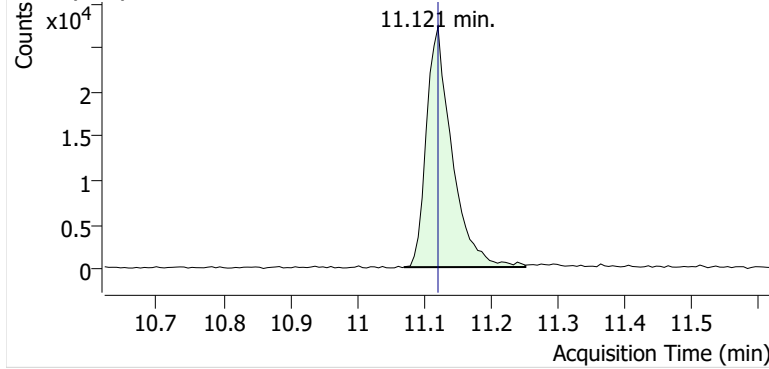


+ Scan (10.973-11.174 min, 34 scans) P2405836.D

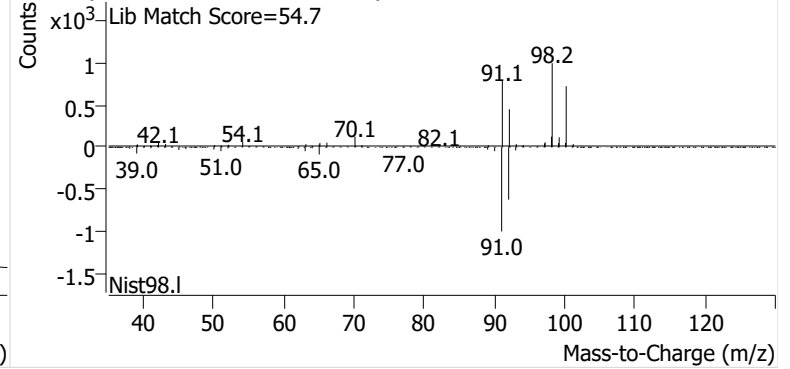


Toluene

+ EIC (91.1) Scan P2405836.D

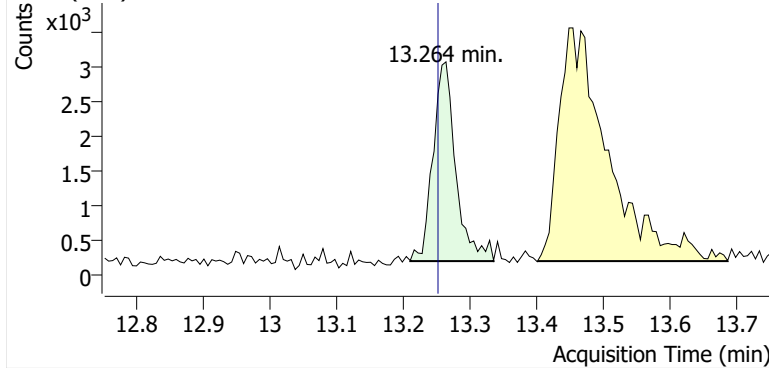


+ Scan (11.070-11.251 min, 31 scans) P2405836.D

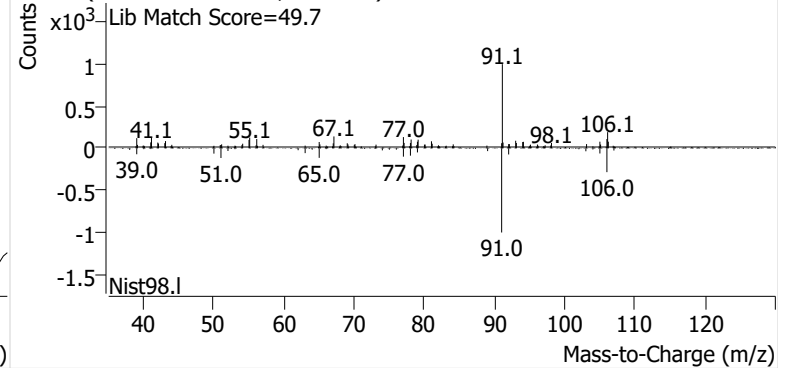


Ethylbenzene

+ EIC (91.1) Scan P2405836.D

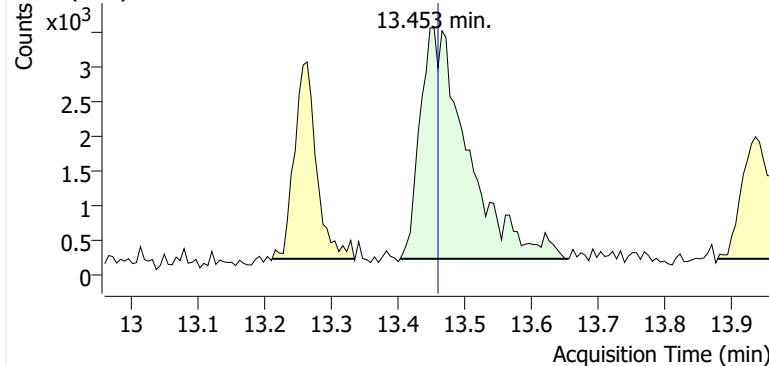


+ Scan (13.210-13.335 min, 22 scans) P2405836.D

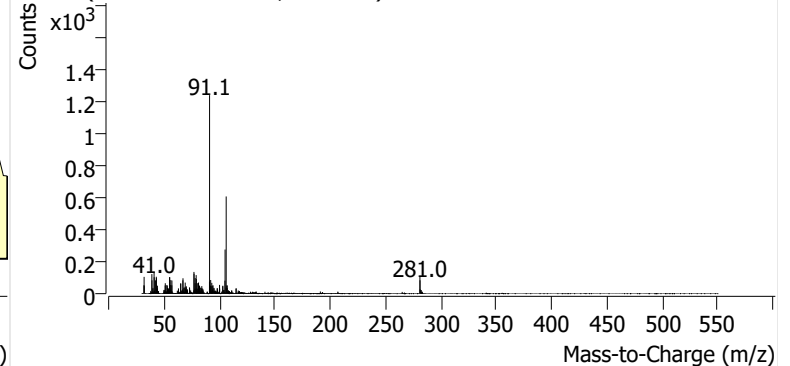


m-/p-Xylene

+ EIC (91.1) Scan P2405836.D

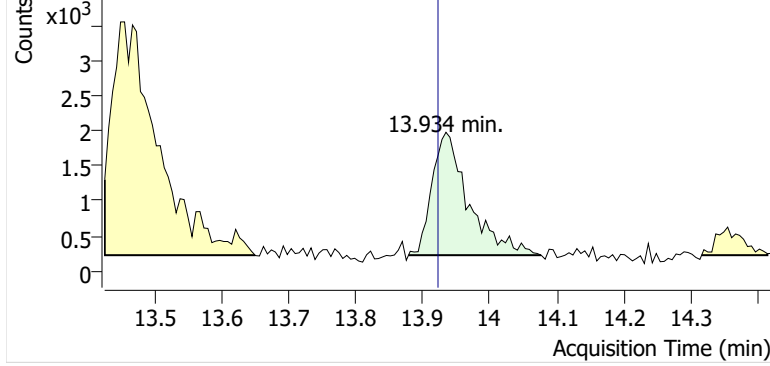


+ Scan (13.403-13.654 min, 42 scans) P2405836.D

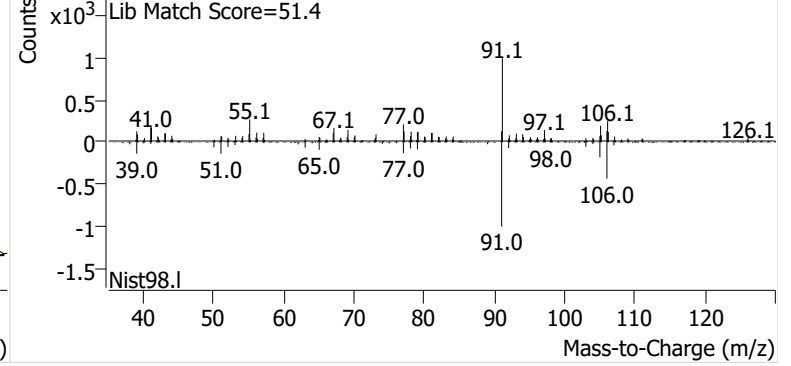


o-Xylene

+ EIC (91.1) Scan P2405836.D

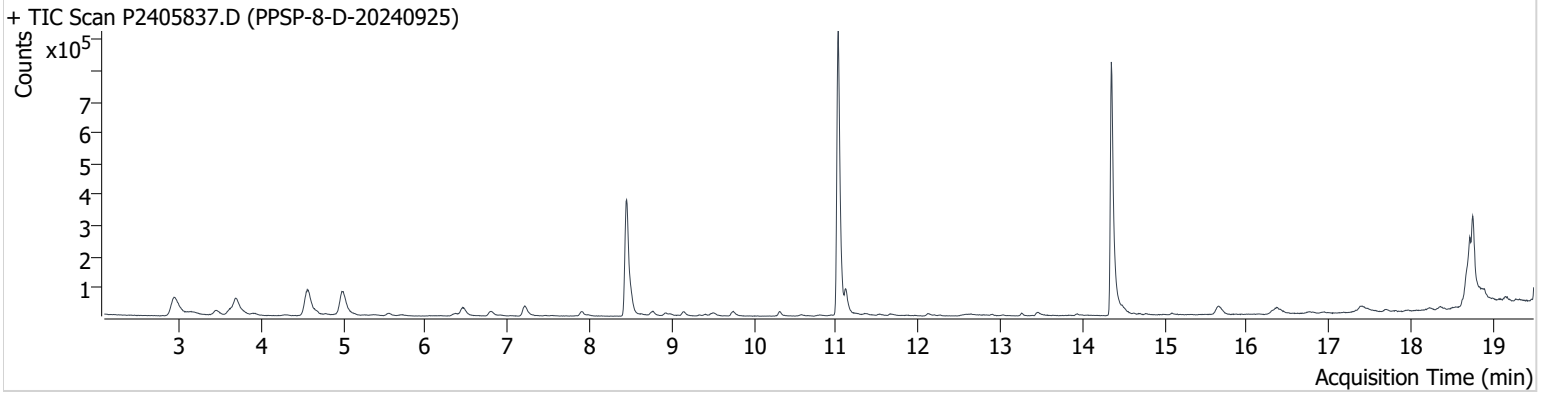


+ Scan (13.878-14.077 min, 33 scans) P2405836.D



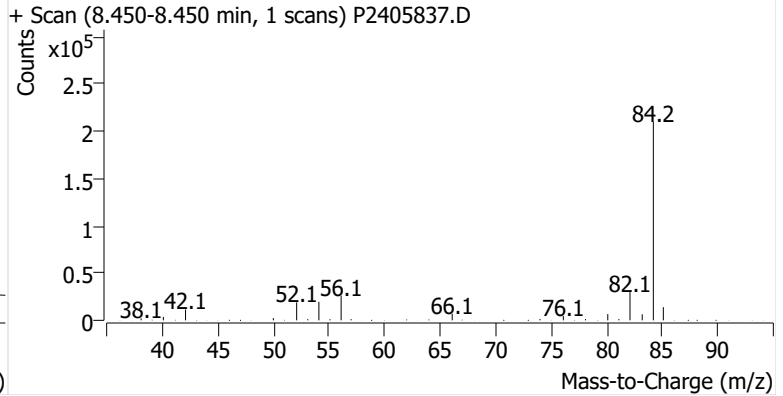
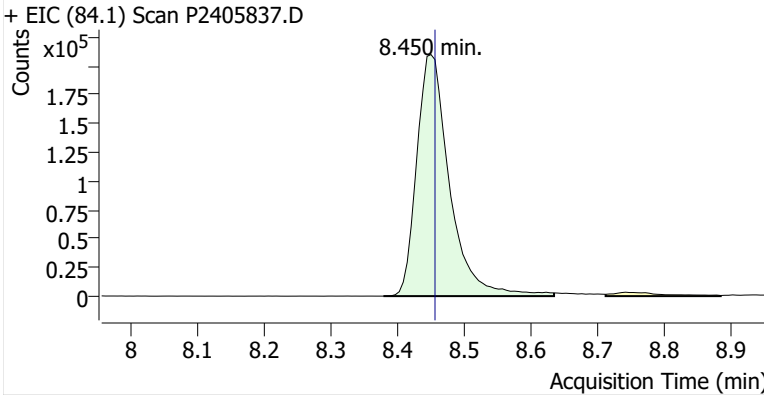
Name PPSP-8-D-20240925
Comment B48572
Data File P2405837.D
Acq. Date-Time 10/11/2024 2:47:53 AM
Acq. Method File M325B-TD35
Tube Sorbent Carbopack X
Analyze Quant Version 12.1
Report Quant Version 12.1

Sample Chromatogram

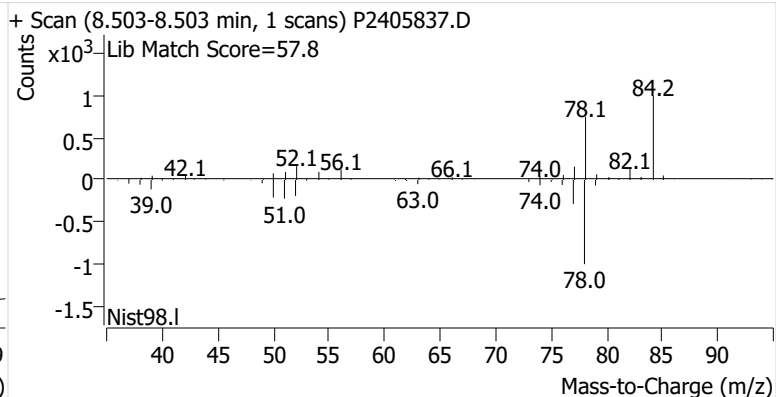
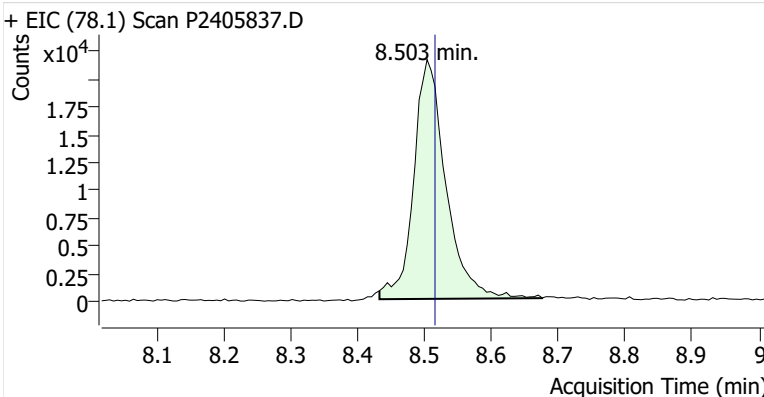


Name	ISTD	RT	ICAL RT	Resp.	Int. Flag
benzene-d6 (IS)		8.450	8.456	717,172	
Benzene	benzene-d6 (IS)	8.503	8.515	72,019	
Toluene-d8 (IS)		11.026	11.032	1,035,353	
Toluene	Toluene-d8 (IS)	11.121	11.121	76,792	
Ethylbenzene	Toluene-d8 (IS)	13.258	13.252	7,566	
m-/p-Xylene	Toluene-d8 (IS)	13.459	13.459	15,975	
o-Xylene	Toluene-d8 (IS)	13.934	13.922	6,792	

benzene-d6 (IS)

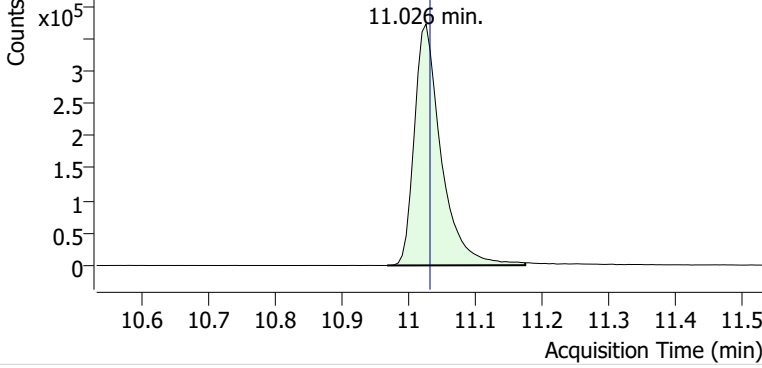


Benzene

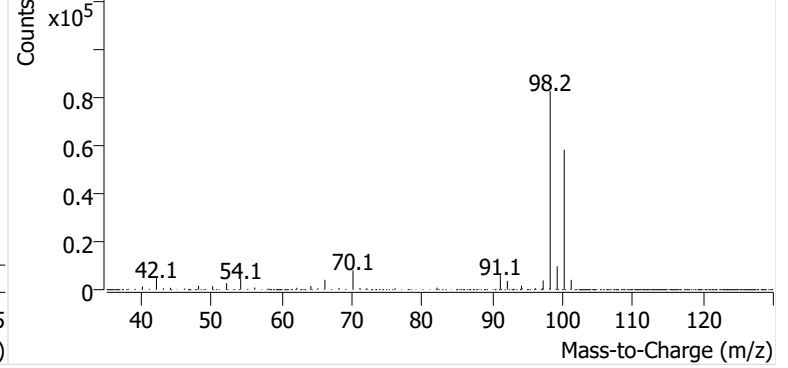


Toluene-d8 (IS)

+ EIC (98.1) Scan P2405837.D

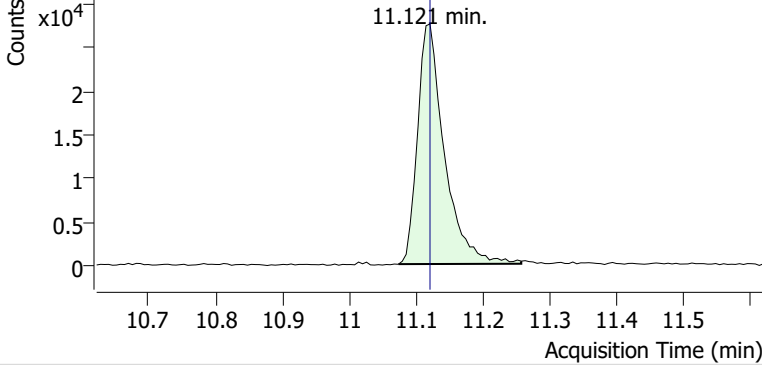


+ Scan (10.968-11.174 min, 35 scans) P2405837.D

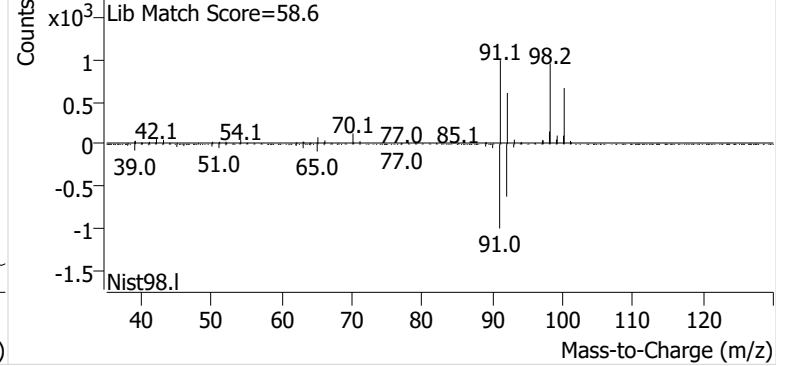


Toluene

+ EIC (91.1) Scan P2405837.D

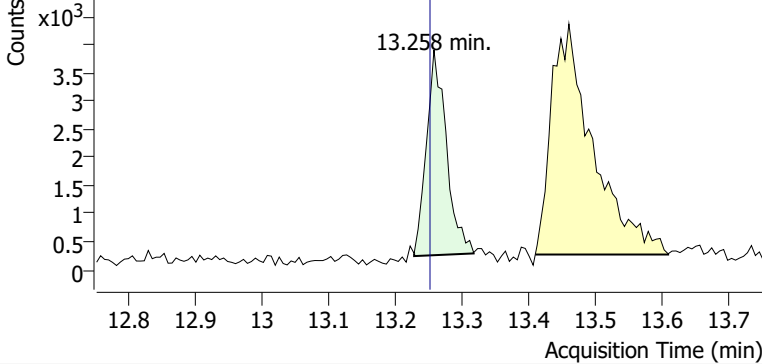


+ Scan (11.074-11.257 min, 31 scans) P2405837.D

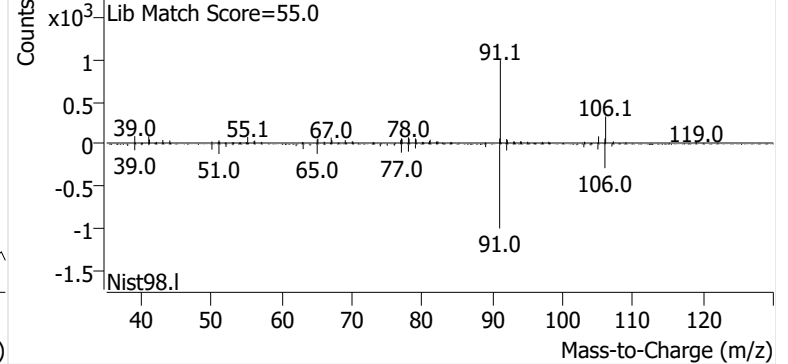


Ethylbenzene

+ EIC (91.1) Scan P2405837.D

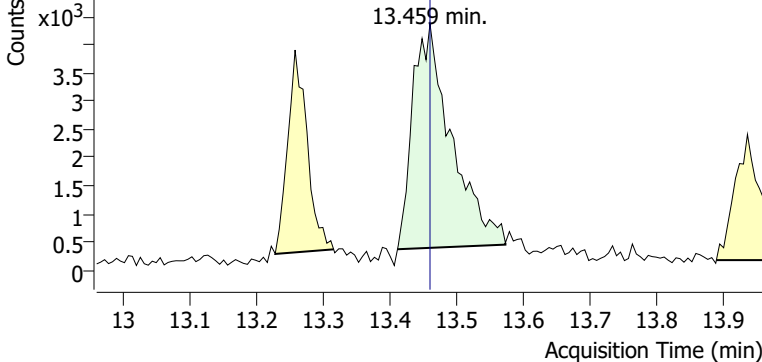


+ Scan (13.228-13.317 min, 16 scans) P2405837.D

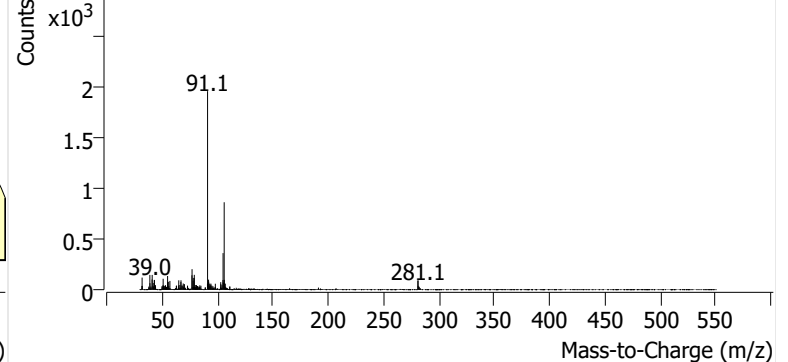


m-/p-Xylene

+ EIC (91.1) Scan P2405837.D

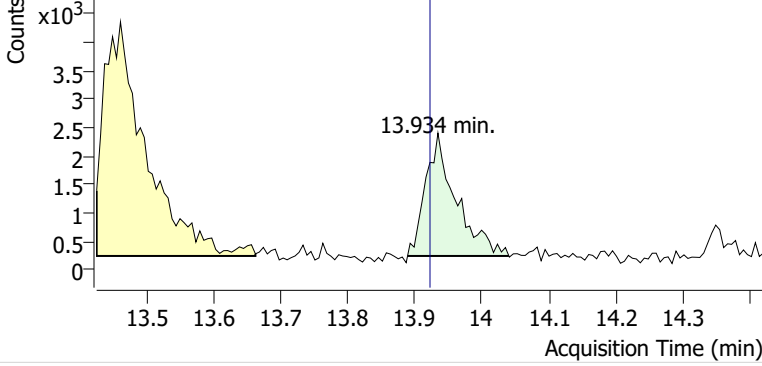


+ Scan (13.411-13.572 min, 28 scans) P2405837.D

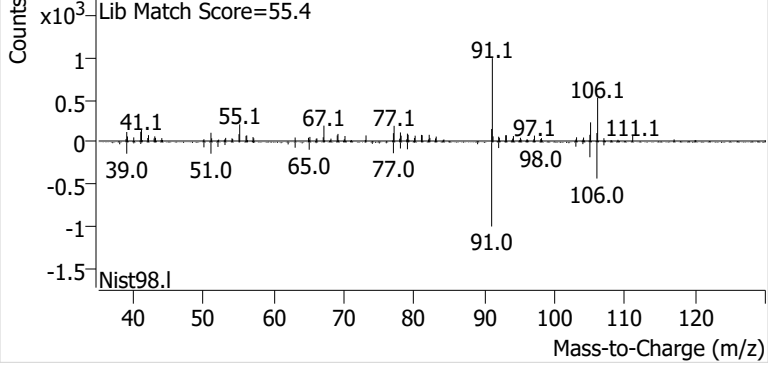


o-Xylene

+ EIC (91.1) Scan P2405837.D

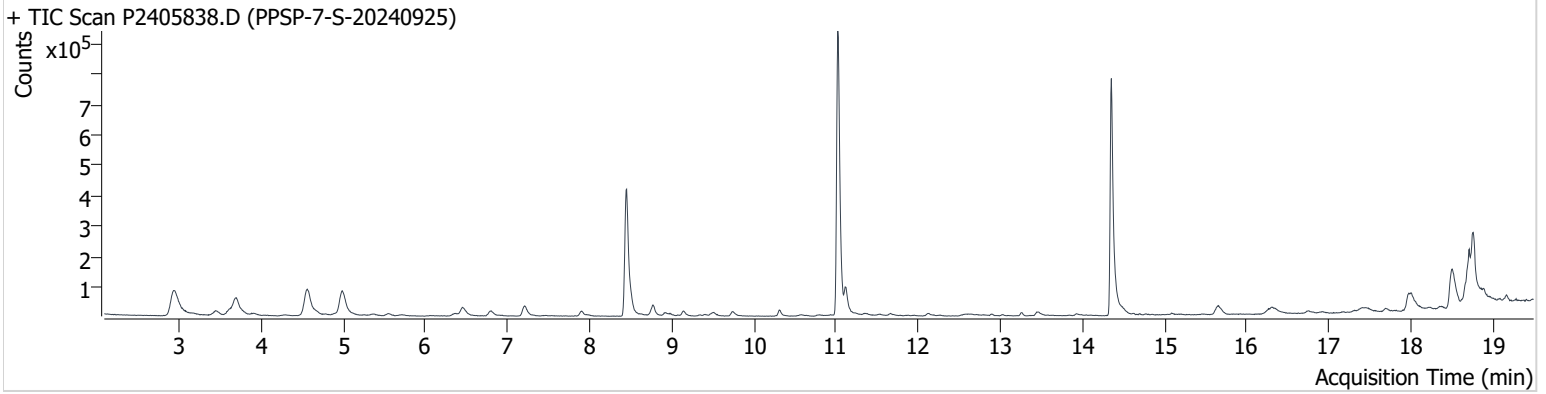


+ Scan (13.889-14.040 min, 25 scans) P2405837.D



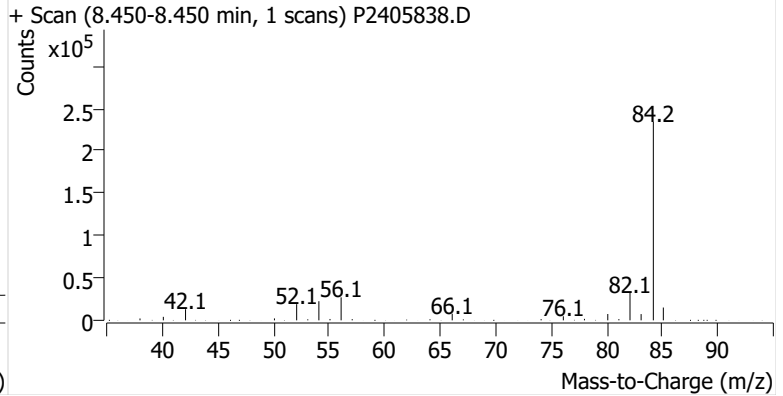
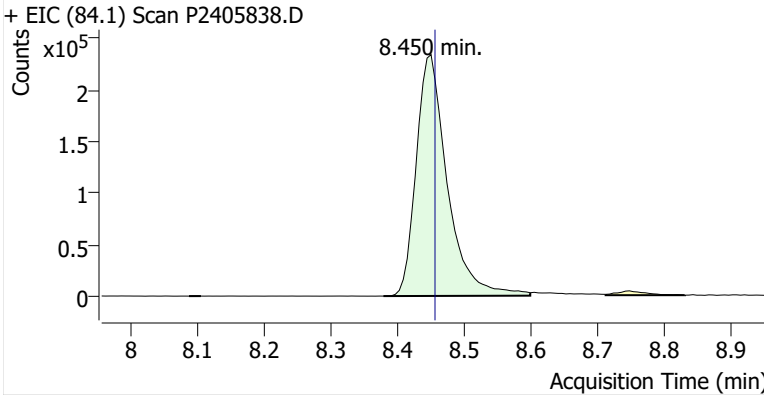
Name PPSP-7-S-20240925
Comment C37027
Data File P2405838.D
Acq. Date-Time 10/11/2024 3:25:09 AM
Acq. Method File M325B-TD35
Tube Sorbent Carbopack X
Analyze Quant Version 12.1
Report Quant Version 12.1

Sample Chromatogram

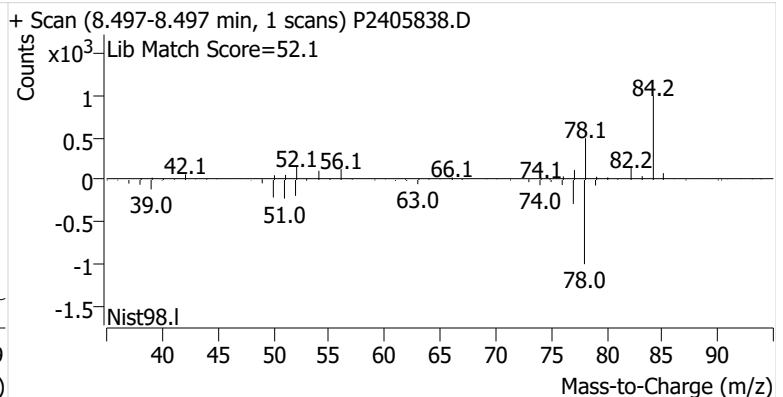
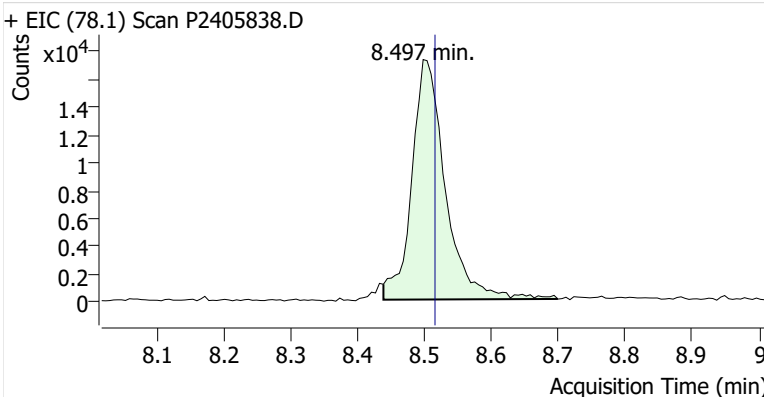


Name	ISTD	RT	ICAL RT	Resp.	Int. Flag
benzene-d6 (IS)		8.450	8.456	754,922	
Benzene	benzene-d6 (IS)	8.497	8.515	60,396	
Toluene-d8 (IS)		11.020	11.032	1,067,902	
Toluene	Toluene-d8 (IS)	11.115	11.121	88,458	
Ethylbenzene	Toluene-d8 (IS)	13.264	13.252	10,906	
m-/p-Xylene	Toluene-d8 (IS)	13.453	13.459	19,771	
o-Xylene	Toluene-d8 (IS)	13.922	13.922	7,449	

benzene-d6 (IS)

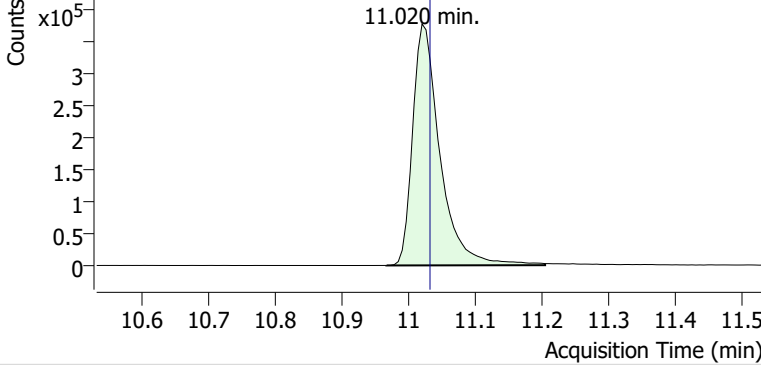


Benzene

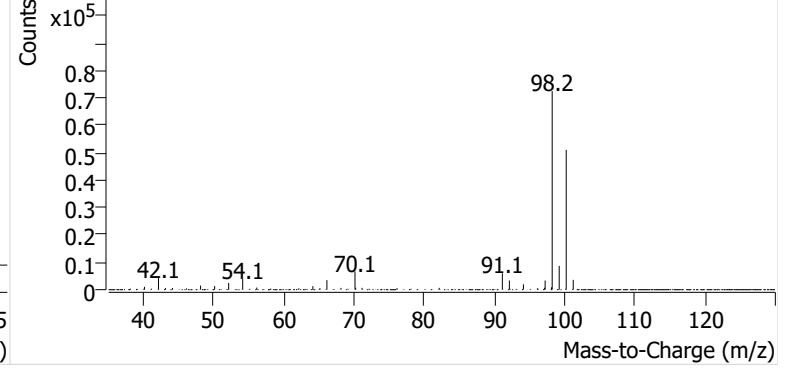


Toluene-d8 (IS)

+ EIC (98.1) Scan P2405838.D

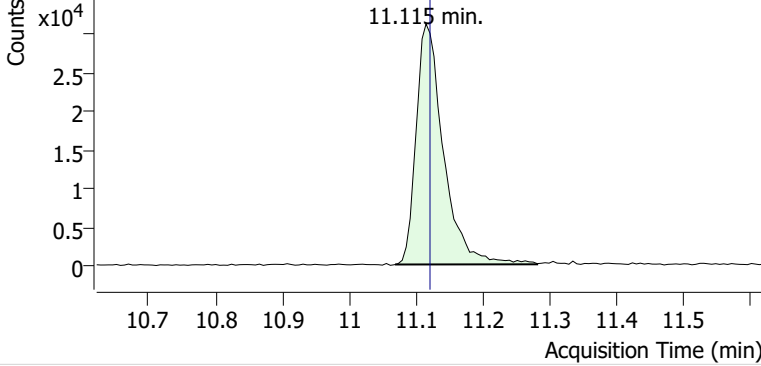


+ Scan (10.967-11.204 min, 41 scans) P2405838.D

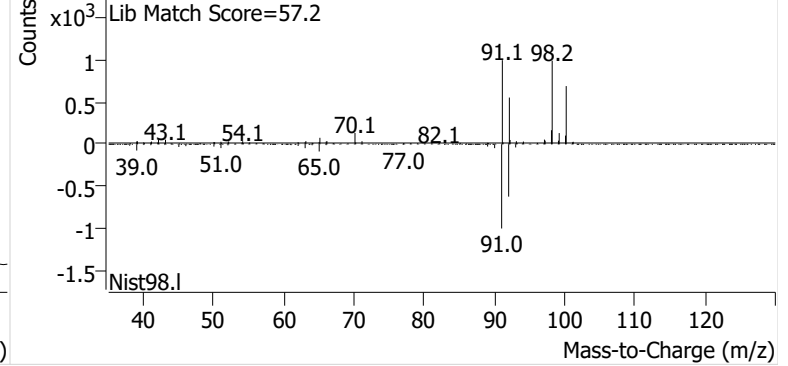


Toluene

+ EIC (91.1) Scan P2405838.D

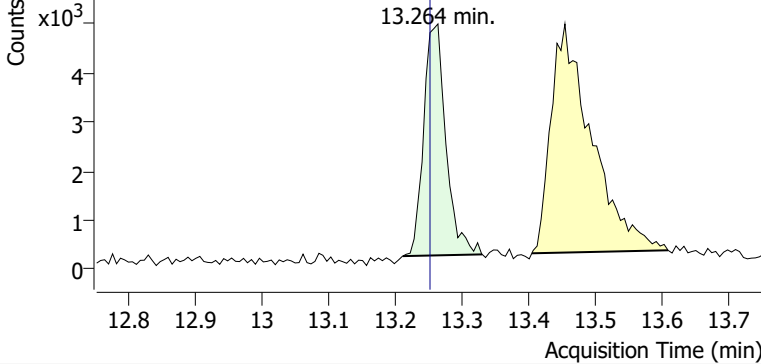


+ Scan (11.069-11.281 min, 36 scans) P2405838.D

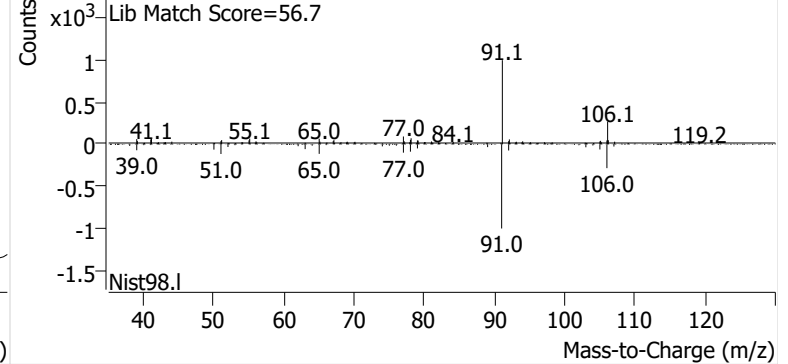


Ethylbenzene

+ EIC (91.1) Scan P2405838.D

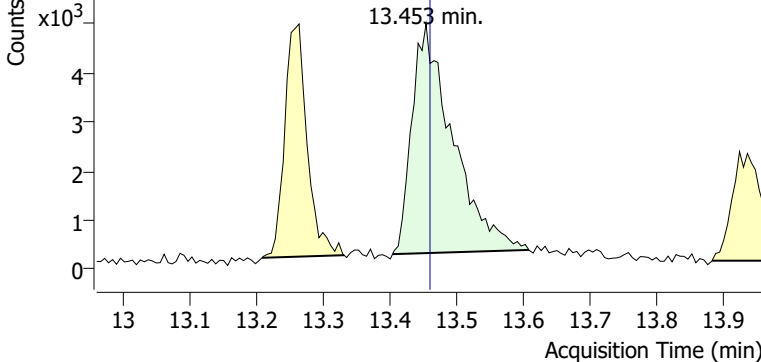


+ Scan (13.211-13.330 min, 20 scans) P2405838.D

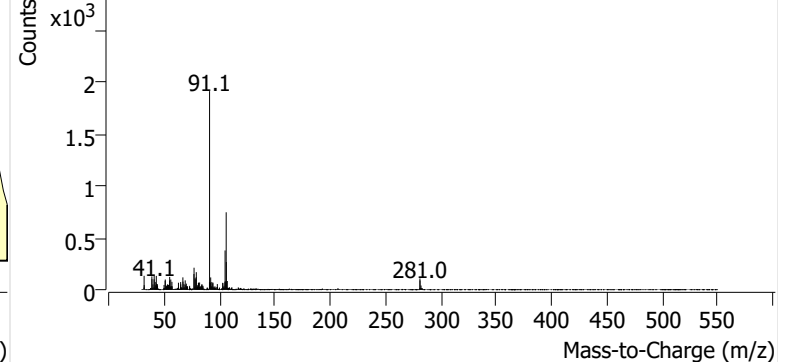


m-/p-Xylene

+ EIC (91.1) Scan P2405838.D

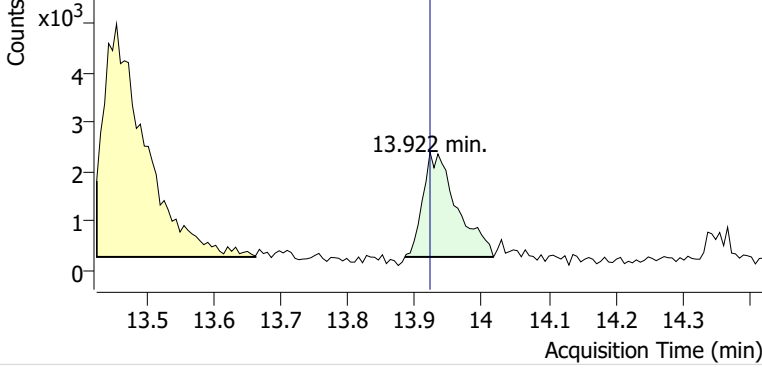


+ Scan (13.403-13.607 min, 34 scans) P2405838.D

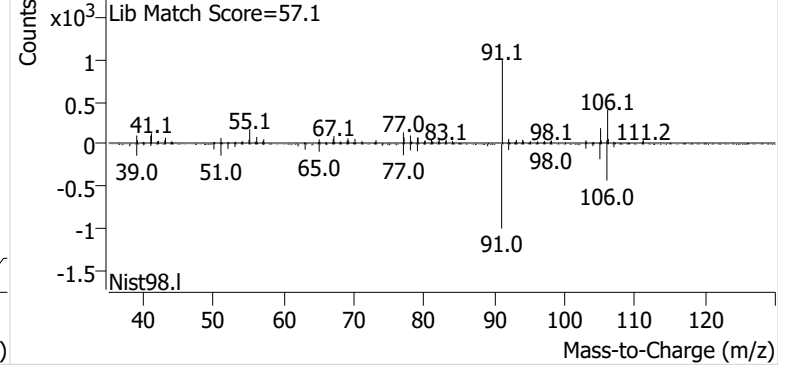


o-Xylene

+ EIC (91.1) Scan P2405838.D



+ Scan (13.885-14.017 min, 22 scans) P2405838.D



Calibration Summary Reports



Enthalpy Analytical

Company: Power Engineers, Inc.

Job No.: 2024FW401-1 EPA Method 325B Analysis

Site: Portland Pipeline - S Portland, ME

Benzene Calibration and Blanks

Sample Code	Type	RRF	ICAL RRF	Last CCV RRF	RRF Change	ISTD Change vs ICal	ISTD Change vs Concal	Pass/Fail	Flags
M325B CCV 5	Cal	0.904	0.979	0.904	-7.7%	2.0%		Pass	
2024FW401_Method Blank	Blank		0.979	0.904			-4.5%	Pass	ND
M325B CCV 5	Check	0.938	0.979	0.904	-4.2%		-3.5%	Pass	
M325B CCV 5	Check	0.917	0.979	0.904	-6.4%		-10%	Pass	
M325B CCV 5	Check	0.934	0.979	0.904	-4.6%		-4.9%	Pass	

Ethylbenzene Calibration and Blanks

Sample Code	Type	RRF	ICAL RRF	Last CCV RRF	RRF Change	ISTD Change vs ICal	ISTD Change vs Concal	Pass/Fail	Flags
M325B CCV 5	Cal	0.909	0.951	0.909	-4.3%	4.0%		Pass	
2024FW401_Method Blank	Blank		0.951	0.909			-10%	Pass	ND
M325B CCV 5	Check	0.898	0.951	0.909	-5.5%		-5.6%	Pass	
M325B CCV 5	Check	1.175	0.951	0.909	24%		-27%	Pass	
M325B CCV 5	Check	0.856	0.951	0.909	-10%		-5.2%	Pass	

m-/p-Xylene Calibration and Blanks

Sample Code	Type	RRF	ICAL RRF	Last CCV RRF	RRF Change	ISTD Change vs ICal	ISTD Change vs Concal	Pass/Fail	Flags
M325B CCV 5	Cal	0.611	0.677	0.611	-9.8%	4.0%		Pass	
2024FW401_Method Blank	Blank		0.677	0.611			-10%	Pass	ND
M325B CCV 5	Check	0.612	0.677	0.611	-9.6%		-5.6%	Pass	
M325B CCV 5	Check	0.814	0.677	0.611	20%		-27%	Pass	
M325B CCV 5	Check	0.592	0.677	0.611	-12%		-5.2%	Pass	

o-Xylene Calibration and Blanks

Sample Code	Type	RRF	ICAL RRF	Last CCV RRF	RRF Change	ISTD Change vs ICal	ISTD Change vs Concal	Pass/Fail	Flags
M325B CCV 5	Cal	0.692	0.720	0.692	-3.9%	4.0%		Pass	
2024FW401_Method Blank	Blank		0.720	0.692			-10%	Pass	ND
M325B CCV 5	Check	0.665	0.720	0.692	-7.6%		-5.6%	Pass	
M325B CCV 5	Check	0.874	0.720	0.692	21%		-27%	Pass	
M325B CCV 5	Check	0.646	0.720	0.692	-10%		-5.2%	Pass	

Toluene Calibration and Blanks

Sample Code	Type	RRF	ICAL RRF	Last CCV RRF	RRF Change	ISTD Change vs ICal	ISTD Change vs Concal	Pass/Fail	Flags
M325B CCV 5	Cal	0.848	0.898	0.848	-5.6%	4.0%		Pass	
2024FW401_Method Blank	Blank		0.898	0.848			-10%	Pass	ND
M325B CCV 5	Check	0.837	0.898	0.848	-6.8%		-5.6%	Pass	
M325B CCV 5	Check	0.925	0.898	0.848	3.0%		-27%	Pass	
M325B CCV 5	Check	0.817	0.898	0.848	-9.1%		-5.2%	Pass	

Enthalpy Analytical

Company: Power Engineers, Inc.

Job No.: 2024FW401-1 EPA Method 325B Analysis

Site: Portland Pipeline - S Portland, ME

Calibration Curves

Method	Compound	Level	Cal File	Amount (ng)	Area	ISTD Amt (ng)	ISTD Area	RRF	Dev
P090624A BTEX.quantmethod.xml	Benzene	1	P2404977.D	5.19	53200	91.7	825638	1.138	16%
P090624A BTEX.quantmethod.xml	Benzene	2	P2404978.D	10.38	91845	91.7	790527	1.026	4.8%
P090624A BTEX.quantmethod.xml	Benzene	3	P2404979.D	20.76	168704	91.7	766300	0.972	-0.72%
P090624A BTEX.quantmethod.xml	Benzene	4	P2404980.D	41.51	319641	91.7	739567	0.954	-2.5%
P090624A BTEX.quantmethod.xml	Benzene	5	P2404981.D	103.78	770808	91.7	741300	0.919	-6.2%
P090624A BTEX.quantmethod.xml	Benzene	6	P2404982.D	207.57	1506802	91.7	718096	0.927	-5.4%
P090624A BTEX.quantmethod.xml	Benzene	7	P2404983.D	622.70	4556203	91.7	729727	0.919	-6.1%
						Avg:	758736	0.979	
						%RSD:	5.0%	8.2%	
P090624A BTEX.quantmethod.xml	Ethylbenzene	1	P2404977.D	5.33	56151	108.1	1169254	0.974	2.4%
P090624A BTEX.quantmethod.xml	Ethylbenzene	2	P2404978.D	10.67	105621	108.1	1107038	0.967	1.7%
P090624A BTEX.quantmethod.xml	Ethylbenzene	3	P2404979.D	21.33	219430	108.1	1067634	1.042	9.6%
P090624A BTEX.quantmethod.xml	Ethylbenzene	4	P2404980.D	42.67	414505	108.1	1079066	0.973	2.4%
P090624A BTEX.quantmethod.xml	Ethylbenzene	5	P2404981.D	106.66	889663	108.1	1042115	0.865	-9.0%
P090624A BTEX.quantmethod.xml	Ethylbenzene	6	P2404982.D	213.33	1888178	108.1	1053728	0.908	-4.5%
P090624A BTEX.quantmethod.xml	Ethylbenzene	7	P2404983.D	639.99	5839841	108.1	1066774	0.925	-2.7%
						Avg:	1083659	0.951	
						%RSD:	4.0%	6.0%	

Enthalpy Analytical

Company: Power Engineers, Inc.

Job No.: 2024FW401-1 EPA Method 325B Analysis

Site: Portland Pipeline - S Portland, ME

P090624A BTEX.quantmethod.xml	m-/p-Xylene	1	P2404977.D	5.37	41219	108.1	1169254	0.710	4.9%
P090624A BTEX.quantmethod.xml	m-/p-Xylene	2	P2404978.D	10.74	70608	108.1	1107038	0.642	-5.1%
P090624A BTEX.quantmethod.xml	m-/p-Xylene	3	P2404979.D	21.47	173334	108.1	1067634	0.817	21%
P090624A BTEX.quantmethod.xml	m-/p-Xylene	4	P2404980.D	42.95	287337	108.1	1079066	0.670	-0.95%
P090624A BTEX.quantmethod.xml	m-/p-Xylene	5	P2404981.D	107.36	601872	108.1	1042115	0.582	-14%
P090624A BTEX.quantmethod.xml	m-/p-Xylene	6	P2404982.D	214.73	1307488	108.1	1053728	0.625	-7.7%
P090624A BTEX.quantmethod.xml	m-/p-Xylene	7	P2404983.D	644.18	4394447	108.1	1066774	0.691	2.1%
							Avg:	1083659	0.677
							%RSD:	4.0%	11%

P090624A BTEX.quantmethod.xml	o-Xylene	1	P2404977.D	5.40	44196	108.1	1169254	0.757	5.1%
P090624A BTEX.quantmethod.xml	o-Xylene	2	P2404978.D	10.80	82293	108.1	1107038	0.745	3.4%
P090624A BTEX.quantmethod.xml	o-Xylene	3	P2404979.D	21.59	162748	108.1	1067634	0.763	6.0%
P090624A BTEX.quantmethod.xml	o-Xylene	4	P2404980.D	43.18	323877	108.1	1079066	0.752	4.4%
P090624A BTEX.quantmethod.xml	o-Xylene	5	P2404981.D	107.95	690821	108.1	1042115	0.664	-7.8%
P090624A BTEX.quantmethod.xml	o-Xylene	6	P2404982.D	215.90	1404667	108.1	1053728	0.668	-7.3%
P090624A BTEX.quantmethod.xml	o-Xylene	7	P2404983.D	647.71	4429477	108.1	1066774	0.693	-3.8%
							Avg:	1083659	0.720
							%RSD:	4.0%	6.1%

Enthalpy Analytical

Company: Power Engineers, Inc.

Job No.: 2024FW401-1 EPA Method 325B Analysis

Site: Portland Pipeline - S Portland, ME

P090624A BTEX.quantmethod.xml	Toluene	1	P2404977.D	5.39	60242	108.1	1169254	1.034	15%
P090624A BTEX.quantmethod.xml	Toluene	2	P2404978.D	10.78	103782	108.1	1107038	0.940	4.7%
P090624A BTEX.quantmethod.xml	Toluene	3	P2404979.D	21.56	201417	108.1	1067634	0.946	5.3%
P090624A BTEX.quantmethod.xml	Toluene	4	P2404980.D	43.11	378117	108.1	1079066	0.879	-2.2%
P090624A BTEX.quantmethod.xml	Toluene	5	P2404981.D	107.78	866654	108.1	1042115	0.834	-7.1%
P090624A BTEX.quantmethod.xml	Toluene	6	P2404982.D	215.56	1738243	108.1	1053728	0.827	-7.9%
P090624A BTEX.quantmethod.xml	Toluene	7	P2404983.D	646.68	5279870	108.1	1066774	0.828	-7.9%
							Avg:	1083659	0.898
							%RSD:	4.0%	8.7%

P090624A BTEX.quantmethod.xml	Benzene	ICV	P2404984.D	63.61	412010	91.7	731399	0.812	-17%
P090624A BTEX.quantmethod.xml	Ethylbenzene	ICV	P2404984.D	85.41	703130	108.1	1042671	0.854	-10%
P090624A BTEX.quantmethod.xml	m-/p-Xylene	ICV	P2404984.D	88.90	563818	108.1	1042671	0.658	-2.8%
P090624A BTEX.quantmethod.xml	o-Xylene	ICV	P2404984.D	87.50	558957	108.1	1042671	0.662	-8%
P090624A BTEX.quantmethod.xml	Toluene	ICV	P2404984.D	75.87	552004	108.1	1042671	0.754	-16%

**This Is The Last Page
Of This Report.**



Portland Pipeline - S Portland, ME

Power Engineers, Inc.
303 U.S. Route One
Freeport, ME 04032

Sampling Event 7

Analytical Report (2024FW402)

EPA Method 325B

Benzene, Toluene, Ethylbenzene, m-/p-Xylenes, o-Xylene



Enthalpy Analytical, LLC

Phone: (919) 850 - 4392 / Fax: (919) 850 - 9012 / www.enthalpy.com
800-1 Capitola Drive, Durham, NC 27713

I certify that to the best of my knowledge all analytical data presented in this report:

- Have been checked for completeness
- Are accurate, error-free, and legible
- Have been conducted in accordance with approved protocol, and that all deviations and analytical problems are summarized in the appropriate narrative(s)

This analytical report was prepared in Portable Document Format (.PDF). This report shall not be reproduced except in full without approval of the laboratory. This will provide assurance that parts of a report are not taken out of context.



Report Issued: 11/05/2024

QA REVIEW PERFORMED BY
ENEKO ETXAURI OTEGI
QA ASSOCIATE I



Summary of Results



Enthalpy Analytical

Company: Power Engineers, Inc.

Job No.: 2024FW402-1 EPA Method 325B Analysis

Site: Portland Pipeline - S Portland, ME

Summary

Sample Code	Tube ID	Benzene (ug/m ³)	Flag	Ethylbenzene (ug/m ³)	Flag	m-/p-Xylene (ug/m ³)	Flag	o-Xylene (ug/m ³)	Flag	Toluene (ug/m ³)	Flag
PPSP-6-S-20241009	C17135	0.546			ND	0.433	J		ND	1.05	
PPSP-5-S-20241009	C38536	0.542			ND	0.392	J		ND	1.12	
PPSP-4-S-20241009	C32948	0.554			ND	0.614			ND	1.18	
PPSP-3-S-20241009	B14909	0.683			ND	0.401	J		ND	1.08	
PPSP-2-S-20241009	C16132	0.661			ND	0.371	J		ND	0.898	
PPSP-1-S-20241009	B18802	0.759			ND	0.311	J		ND	0.948	
PPSP-1-B-20241009	C43338		ND		ND		ND		ND		ND
PPSP-13-S-20241009	B32894	0.760			ND	0.278	J		ND	0.878	
PPSP-12-S-20241009	C43283	0.842			ND	0.467	J		ND	0.944	
PPSP-11-S-20241009	B49470	0.922			ND	0.381	J		ND	0.952	
PPSP-10-S-20241009	B43783	0.814			ND	0.291	J		ND	0.997	
PPSP-9-S-20241009	B43745	0.712			ND	0.453	J		ND	1.06	
PPSP-8-S-20241009	C43300	0.587			ND	0.553	J		ND	1.08	
PPSP-8-D-20241009	C43328	0.558			ND	0.458	J		ND	1.07	
PPSP-7-S-20241009	C02049	0.607			ND	0.548	J		ND	1.20	

J: Estimated Value - The analyte was detected between the Method Detection Limit and Reporting Limit

ND: The analyte was not present above the Method Detection Limit

Results



Enthalpy Analytical

Company: Power Engineers, Inc.

Job No.: 2024FW402-1 EPA Method 325B Analysis

Site: Portland Pipeline - S Portland, ME

Benzene

Sample Code	Tube ID	Conc (ug/m ³)	Conc (ppbv)	Calc Amt (ng)	Temp (°F)	Uptake Rate (mL/min)	Sample Time (min)	LOD (ug/m ³)	LOQ (ug/m ³)	LOD (ppbv)	LOQ (ppbv)	Flags
PPSP-6-S-20241009	C17135	0.546	0.171	7.18	49.6	0.653	20,152	0.190	0.395	0.0595	0.124	
PPSP-5-S-20241009	C38536	0.542	0.170	7.13	49.6	0.653	20,149	0.190	0.395	0.0595	0.124	
PPSP-4-S-20241009	C32948	0.554	0.174	7.29	49.6	0.653	20,149	0.190	0.395	0.0595	0.124	
PPSP-3-S-20241009	B14909	0.683	0.214	8.98	49.6	0.653	20,149	0.190	0.395	0.0595	0.124	
PPSP-2-S-20241009	C16132	0.661	0.207	8.70	49.6	0.653	20,150	0.190	0.395	0.0595	0.124	
PPSP-1-S-20241009	B18802	0.759	0.238	9.99	49.6	0.653	20,150	0.190	0.395	0.0595	0.124	
PPSP-1-B-20241009	C43338				49.6	0.653	20,150	0.190	0.395	0.0595	0.124	ND
PPSP-13-S-20241009	B32894	0.760	0.238	9.99	49.6	0.653	20,149	0.190	0.395	0.0595	0.124	
PPSP-12-S-20241009	C43283	0.842	0.264	11.1	49.6	0.653	20,147	0.190	0.395	0.0595	0.124	
PPSP-11-S-20241009	B49470	0.922	0.289	12.1	49.6	0.653	20,147	0.190	0.395	0.0595	0.124	
PPSP-10-S-20241009	B43783	0.814	0.255	10.7	49.6	0.653	20,147	0.190	0.395	0.0595	0.124	
PPSP-9-S-20241009	B43745	0.712	0.223	9.36	49.6	0.653	20,147	0.190	0.395	0.0595	0.124	
PPSP-8-S-20241009	C43300	0.587	0.184	7.72	49.6	0.653	20,147	0.190	0.395	0.0595	0.124	
PPSP-8-D-20241009	C43328	0.558	0.175	7.33	49.6	0.653	20,147	0.190	0.395	0.0595	0.124	
PPSP-7-S-20241009	C02049	0.607	0.190	7.98	49.6	0.653	20,146	0.190	0.395	0.0595	0.124	

Enthalpy Analytical

Company: Power Engineers, Inc.

Job No.: 2024FW402-1 EPA Method 325B Analysis

Site: Portland Pipeline - S Portland, ME

Ethylbenzene

Sample Code	Tube ID	Conc (ug/m ³)	Conc (ppbv)	Calc Amt (ng)	Temp (°F)	Uptake Rate (mL/min)	Sample Time (min)	LOD (ug/m ³)	LOQ (ug/m ³)	LOD (ppbv)	LOQ (ppbv)	Flags
PPSP-6-S-20241009	C17135				49.6	0.448	20,152	0.277	0.591	0.0638	0.136	ND
PPSP-5-S-20241009	C38536				49.6	0.448	20,149	0.277	0.591	0.0638	0.136	ND
PPSP-4-S-20241009	C32948				49.6	0.448	20,149	0.277	0.591	0.0638	0.136	ND
PPSP-3-S-20241009	B14909				49.6	0.448	20,149	0.277	0.591	0.0638	0.136	ND
PPSP-2-S-20241009	C16132				49.6	0.448	20,150	0.277	0.591	0.0638	0.136	ND
PPSP-1-S-20241009	B18802				49.6	0.448	20,150	0.277	0.591	0.0638	0.136	ND
PPSP-1-B-20241009	C43338				49.6	0.448	20,150	0.277	0.591	0.0638	0.136	ND
PPSP-13-S-20241009	B32894				49.6	0.448	20,149	0.277	0.591	0.0638	0.136	ND
PPSP-12-S-20241009	C43283				49.6	0.448	20,147	0.277	0.591	0.0638	0.136	ND
PPSP-11-S-20241009	B49470				49.6	0.448	20,147	0.277	0.591	0.0638	0.136	ND
PPSP-10-S-20241009	B43783				49.6	0.448	20,147	0.277	0.591	0.0638	0.136	ND
PPSP-9-S-20241009	B43745				49.6	0.448	20,147	0.277	0.591	0.0638	0.136	ND
PPSP-8-S-20241009	C43300				49.6	0.448	20,147	0.277	0.591	0.0638	0.136	ND
PPSP-8-D-20241009	C43328				49.6	0.448	20,147	0.277	0.591	0.0638	0.136	ND
PPSP-7-S-20241009	C02049				49.6	0.448	20,146	0.277	0.591	0.0638	0.136	ND

Enthalpy Analytical

Company: Power Engineers, Inc.

Job No.: 2024FW402-1 EPA Method 325B Analysis

Site: Portland Pipeline - S Portland, ME

m-/p-Xylene

Sample Code	Tube ID	Conc (ug/m ³)	Conc (ppbv)	Calc Amt (ng)	Temp (°F)	Uptake Rate (mL/min)	Sample Time (min)	LOD (ug/m ³)	LOQ (ug/m ³)	LOD (ppbv)	LOQ (ppbv)	Flags
PPSP-6-S-20241009	C17135	0.433	0.0997	3.91	49.6	0.448	20,152	0.277	0.594	0.0638	0.137	J
PPSP-5-S-20241009	C38536	0.392	0.0904	3.54	49.6	0.448	20,149	0.277	0.595	0.0638	0.137	J
PPSP-4-S-20241009	C32948	0.614	0.141	5.54	49.6	0.448	20,149	0.277	0.595	0.0638	0.137	
PPSP-3-S-20241009	B14909	0.401	0.0925	3.62	49.6	0.448	20,149	0.277	0.595	0.0638	0.137	J
PPSP-2-S-20241009	C16132	0.371	0.0855	3.35	49.6	0.448	20,150	0.277	0.595	0.0638	0.137	J
PPSP-1-S-20241009	B18802	0.311	0.0718	2.81	49.6	0.448	20,150	0.277	0.595	0.0638	0.137	J
PPSP-1-B-20241009	C43338				49.6	0.448	20,150	0.277	0.595	0.0638	0.137	ND
PPSP-13-S-20241009	B32894	0.278	0.0641	2.51	49.6	0.448	20,149	0.277	0.595	0.0638	0.137	J
PPSP-12-S-20241009	C43283	0.467	0.108	4.21	49.6	0.448	20,147	0.277	0.595	0.0638	0.137	J
PPSP-11-S-20241009	B49470	0.381	0.0879	3.44	49.6	0.448	20,147	0.277	0.595	0.0638	0.137	J
PPSP-10-S-20241009	B43783	0.291	0.0671	2.63	49.6	0.448	20,147	0.277	0.595	0.0638	0.137	J
PPSP-9-S-20241009	B43745	0.453	0.104	4.09	49.6	0.448	20,147	0.277	0.595	0.0638	0.137	J
PPSP-8-S-20241009	C43300	0.553	0.127	4.99	49.6	0.448	20,147	0.277	0.595	0.0638	0.137	J
PPSP-8-D-20241009	C43328	0.458	0.106	4.14	49.6	0.448	20,147	0.277	0.595	0.0638	0.137	J
PPSP-7-S-20241009	C02049	0.548	0.126	4.94	49.6	0.448	20,146	0.277	0.595	0.0638	0.137	J

Enthalpy Analytical

Company: Power Engineers, Inc.

Job No.: 2024FW402-1 EPA Method 325B Analysis

Site: Portland Pipeline - S Portland, ME

o-Xylene

Sample Code	Tube ID	Conc (ug/m ³)	Conc (ppbv)	Calc Amt (ng)	Temp (°F)	Uptake Rate (mL/min)	Sample Time (min)	LOD (ug/m ³)	LOQ (ug/m ³)	LOD (ppbv)	LOQ (ppbv)	Flags
PPSP-6-S-20241009	C17135				49.6	0.448	20,152	0.277	0.598	0.0638	0.138	ND
PPSP-5-S-20241009	C38536				49.6	0.448	20,149	0.277	0.598	0.0638	0.138	ND
PPSP-4-S-20241009	C32948				49.6	0.448	20,149	0.277	0.598	0.0638	0.138	ND
PPSP-3-S-20241009	B14909				49.6	0.448	20,149	0.277	0.598	0.0638	0.138	ND
PPSP-2-S-20241009	C16132				49.6	0.448	20,150	0.277	0.598	0.0638	0.138	ND
PPSP-1-S-20241009	B18802				49.6	0.448	20,150	0.277	0.598	0.0638	0.138	ND
PPSP-1-B-20241009	C43338				49.6	0.448	20,150	0.277	0.598	0.0638	0.138	ND
PPSP-13-S-20241009	B32894				49.6	0.448	20,149	0.277	0.598	0.0638	0.138	ND
PPSP-12-S-20241009	C43283				49.6	0.448	20,147	0.277	0.598	0.0638	0.138	ND
PPSP-11-S-20241009	B49470				49.6	0.448	20,147	0.277	0.598	0.0638	0.138	ND
PPSP-10-S-20241009	B43783				49.6	0.448	20,147	0.277	0.598	0.0638	0.138	ND
PPSP-9-S-20241009	B43745				49.6	0.448	20,147	0.277	0.598	0.0638	0.138	ND
PPSP-8-S-20241009	C43300				49.6	0.448	20,147	0.277	0.598	0.0638	0.138	ND
PPSP-8-D-20241009	C43328				49.6	0.448	20,147	0.277	0.598	0.0638	0.138	ND
PPSP-7-S-20241009	C02049				49.6	0.448	20,146	0.277	0.598	0.0638	0.138	ND

Enthalpy Analytical

Company: Power Engineers, Inc.

Job No.: 2024FW402-1 EPA Method 325B Analysis

Site: Portland Pipeline - S Portland, ME

Toluene

Sample Code	Tube ID	Conc (ug/m ³)	Conc (ppbv)	Calc Amt (ng)	Temp (°F)	Uptake Rate (mL/min)	Sample Time (min)	LOD (ug/m ³)	LOQ (ug/m ³)	LOD (ppbv)	LOQ (ppbv)	Flags
PPSP-6-S-20241009	C17135	1.05	0.278	10.7	49.6	0.507	20,152	0.245	0.528	0.0650	0.140	
PPSP-5-S-20241009	C38536	1.12	0.297	11.4	49.6	0.507	20,149	0.245	0.528	0.0650	0.140	
PPSP-4-S-20241009	C32948	1.18	0.313	12.0	49.6	0.507	20,149	0.245	0.528	0.0650	0.140	
PPSP-3-S-20241009	B14909	1.08	0.287	11.0	49.6	0.507	20,149	0.245	0.528	0.0650	0.140	
PPSP-2-S-20241009	C16132	0.898	0.238	9.17	49.6	0.507	20,150	0.245	0.528	0.0650	0.140	
PPSP-1-S-20241009	B18802	0.948	0.252	9.68	49.6	0.507	20,150	0.245	0.528	0.0650	0.140	
PPSP-1-B-20241009	C43338				49.6	0.507	20,150	0.245	0.528	0.0650	0.140	ND
PPSP-13-S-20241009	B32894	0.878	0.233	8.96	49.6	0.507	20,149	0.245	0.528	0.0650	0.140	
PPSP-12-S-20241009	C43283	0.944	0.251	9.63	49.6	0.507	20,147	0.245	0.528	0.0650	0.140	
PPSP-11-S-20241009	B49470	0.952	0.253	9.72	49.6	0.507	20,147	0.245	0.528	0.0650	0.140	
PPSP-10-S-20241009	B43783	0.997	0.265	10.2	49.6	0.507	20,147	0.245	0.528	0.0650	0.140	
PPSP-9-S-20241009	B43745	1.06	0.281	10.8	49.6	0.507	20,147	0.245	0.528	0.0650	0.140	
PPSP-8-S-20241009	C43300	1.08	0.286	11.0	49.6	0.507	20,147	0.245	0.528	0.0650	0.140	
PPSP-8-D-20241009	C43328	1.07	0.284	10.9	49.6	0.507	20,147	0.245	0.528	0.0650	0.140	
PPSP-7-S-20241009	C02049	1.20	0.320	12.3	49.6	0.507	20,146	0.245	0.528	0.0650	0.140	

J: Estimated Value - The analyte was detected between the Method Detection Limit and Reporting Limit

ND: The analyte was not present above the Method Detection Limit

QC



Enthalpy Analytical

Company: Power Engineers, Inc.

Job No.: 2024FW402-1 EPA Method 325B Analysis

Site: Portland Pipeline - S Portland, ME

QC Samples

Field Sample Type	Sample Code	Benzene		Ethylbenzene		m-/p-Xylene		o-Xylene		Toluene	
Blanks (ug/m ³)	PPSP-1-B-20241009	ND	Pass	ND	Pass	ND	Pass	ND	Pass	ND	Pass
Duplicates (difference)	PPSP-8-D-20241009	5.2%	Pass		Pass	19%	Pass		Pass	0.61%	Pass

Narrative Summary



Enthalpy Analytical Narrative Summary

Company	Power Engineers, Inc.
Site	Portland Pipeline - S Portland, ME
Report #	2024FW402


Custody	<p>Enthalpy Analytical, LLC received the sample tubes on 10/24/24. The samples were received in good condition at a temperature of 18.9 °C.</p> <p>Prior to, during, and after analysis, the samples were kept under lock with access only to authorized personnel by Enthalpy Analytical, LLC.</p>
Analysis	<p>The samples were analyzed for benzene, toluene, ethylbenzene, m-/p-xylenes, and o-xylene using EPA Method 325B – Volatile Organic Compounds from Fugitive and Area Sources by Thermal Desorption and GC/MS. A copy of the acquisition method (M325B-TD35.M) is not included in this report but may be available upon request.</p>
Calibration	<p>All BFB criteria have been met for this analysis.</p> <p>The initial calibration met 30% RSD criteria. The initial calibration verification met 30% recovery criteria. The continuing calibration verifications met 30% difference criteria. The initial and continuing calibration raw data are not included in this report but are available upon request.</p>
Quality Control Notes	<p>All quality control criteria required by the method and/or the laboratory SOP have been met unless noted otherwise below.</p>
Reporting Notes	<p>The samples may have been purged to remove known or suspected moisture. If purging occurred, a CCV and a Method Blank will have been purged alongside the samples. The laboratory maintains documentation of samples that are purged.</p> <p>As specified in EPA Method 325B, the response factor of the daily continuing calibration standard was used to quantitate all field samples and blanks.</p> <p>All samples were reported as amount in ng catch, and concentration in µg/m³ and ppbv.</p> <p>The results presented in this report are representative of the samples as provided to the laboratory.</p> <p>These analyses met the requirements of the TNI Standard. Any deviations from the requirements of the reference method or TNI Standard have been stated above.</p>



Sample Custody



2024 FW 402



EPA Method 325 A/B Field Test Data Sheet and Chain of Custody Record

Page # 1 of # 2


- Standard Turn Around Time (7 business days)
- Rush Turn Around Time
- All TATs Subject to Approval by Enthalpy Analytical, LLC
- Unless otherwise specified, sample tubes will be conditioned for re-use 3 business days after submission of results

Site Name: South Portland Terminal	Client Name: Portland Pipe Line	PO#:
Site Address:	Project Number:	Sample Event #
City:	Project Manager: Tom Rolfson	Sorbent:
State:	Email Address: tom.rolfson@powererg.com	
Zip:	Telephone #:	

Location	Sample ID (Tube ID)	Sample, Blank or Duplicate	Start Date	Start Time	Stop Date	Stop Time	Deployed/Collected by	Ave. Pressure (inHg)	Avg. Ambient Temp. (°F)
6	C17135	sample	10/9/24	10:00 AM	10/23/24	9:52 AM	JB / JB		
5	C38536	sample	10/9/24	10:09 AM	10/23/24	⌚ 12:58 AM	JB / JB		
4	C32948	sample	10/9/24	10:15 AM	10/23/24	10:04 AM	JB / JB		
3	B14909	sample	10/9/24	10:23 AM	10/23/24	10:12 AM	JB / JB		
2	C16132	sample	10/9/24	10:29 AM	10/23/24	10:19 AM	JB / JB		
1	B18802	sample	10/9/24	10:35 AM	10/23/24	10:25 AM	JB / JB		
1	C43338	blank	10/9/24	10:35 AM	10/23/24	10:25 AM	JB / JB		
13	B32894	sample	10/9/24	10:45 AM	10/23/24	10:34 AM	JB / JB		

Relinquished By (printed): Jen Bowidowicz		Relinquished By (signature): <i>Jennifer Bowidowicz</i>		Relinquished Date: 10/23/2024	Relinquished Time:
Received By (printed): <i>Daniel Simpson</i>		Received By (signature): <i>Daniel Simpson</i>		Receipt Date: 10/24/24	Receipt Time: 10:00
Sample Condition Upon Receipt: Good		Compound List: BTEX		Custody Seal intact? Y/N: Y	Delivery tracking #
Ice Temp: —	Blank Temp: 18.9	Fluke 7A		Add Custody Seal # below: 24A02848	

Comments: **⌚ EE. Start be 9:58AM. 10/24/24** Please pull the ambient temp from the KPWM NOAA station. Thank you



EPA Method 325 A/B Field Test Data Sheet and Chain of Custody Record

Page # 2 of # 2

- Standard Turn Around Time (7 business days)
- Rush Turn Around Time
- All TATs Subject to Approval by Enthalpy Analytical, LLC
- Unless otherwise specified, sample tubes will be conditioned for re-use 3 business days after submission of results

Site Name: South Portland Terminal	Client Name: Portland Pipe Line	PO#:
Site Address:	Project Number:	Sample Event #
City:	Project Manager: Tom Rolfson	Sorbent:
State:	Email Address: tom.rolfson@powererg.com	
Zip:	Telephone #:	

Location	Sample ID (Tube ID)	Sample, Blank or Duplicate	Start Date	Start Time	Stop Date	Stop Time	Deployed/Collected by	Ave. Pressure (inHg)	Avg. Ambient Temp. (°F)
12	C43283	sample	10/9/24	10:55 AM	② 10/23/23	10:42 AM	JB / JB		
11	B49470	sample	10/9/24	11:01 AM	10/23/23	10:48 AM	JB / JB		
10	B43783	sample	10/9/24	11:07 AM	10/23/23	10:54 AM	JB / JB		
9	B43745	sample	10/9/24	11:13 AM	10/23/23	11:00 AM	JB / JB		
8	C43300	sample	10/9/24	11:21 AM	10/23/23	11:08 AM	JB / JB		
8	C43328	duplicate	10/9/24	11:21 AM	10/23/23	11:08 AM	JB / JB		
7	C02049	sample	10/9/24	11:28 AM	10/23/23	11:14 AM	JB / JB		

Relinquished By (printed): Jen Bowidowicz		Relinquished By (signature): <i>Jennifer Bowidowicz</i>		Relinquished Date: 10/23/2024		Relinquished Time:	
Received By (printed): Daniel Simpson		Received By (signature): <i>Daniel Simpson</i>		Receipt Date: 10/24/24		Receipt Time: 10:00	
Sample Condition Upon Receipt: Good		Compound List: BTEX		Custody Seal intact? Y/N: Y		Delivery tracking #	
Ice Temp: —	Blank Temp: 18.9	Fluke 7A		Add Custody Seal # below: 24A02848			

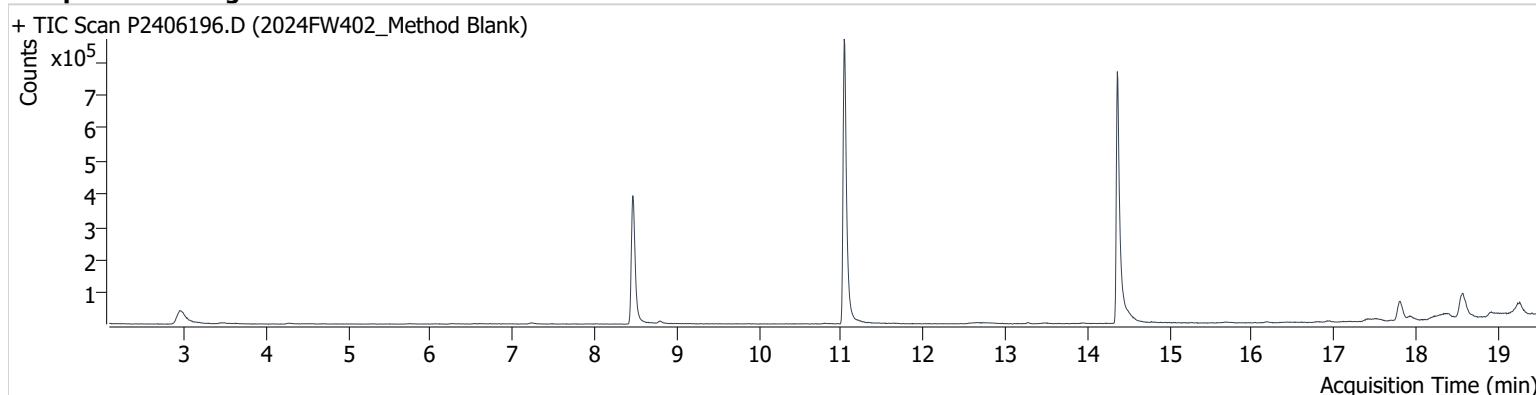
Comments: ② EE. Should be 10/23/24. ^{DDS} 10/24/24 Please pull the ambient temp from the KPWM NOAA station. Thank you

Sample Chromatograms



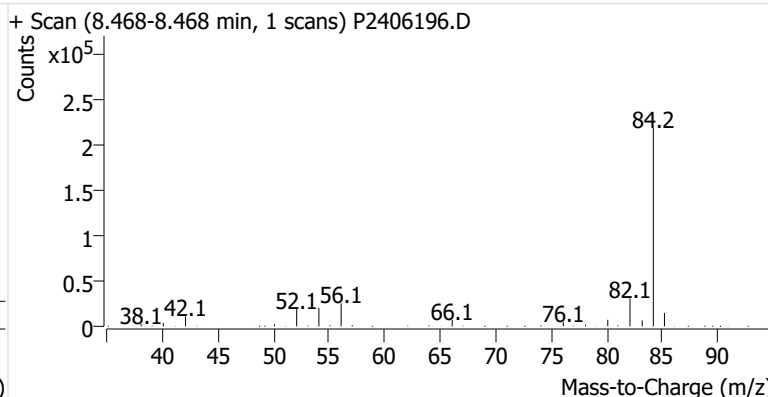
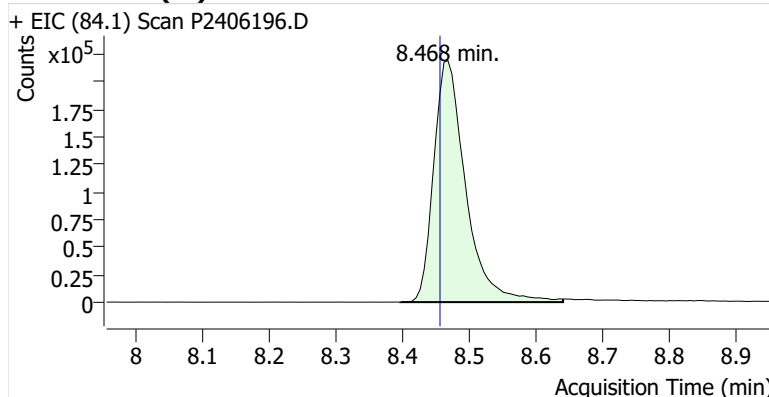
Name 2024FW402_Method Blank
Comment C43355
Data File P2406196.D
Acq. Date-Time 10/24/2024 3:22:08 PM
Acq. Method File M325B-TD35
Tube Sorbent Carbopack X
Analyze Quant Version 12.1
Report Quant Version 12.1

Sample Chromatogram

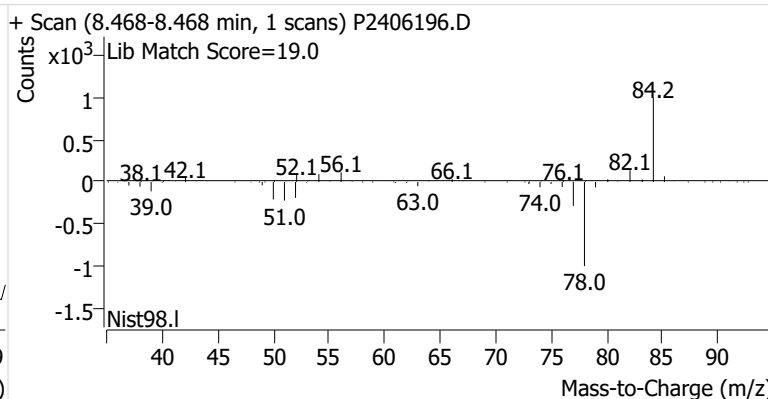
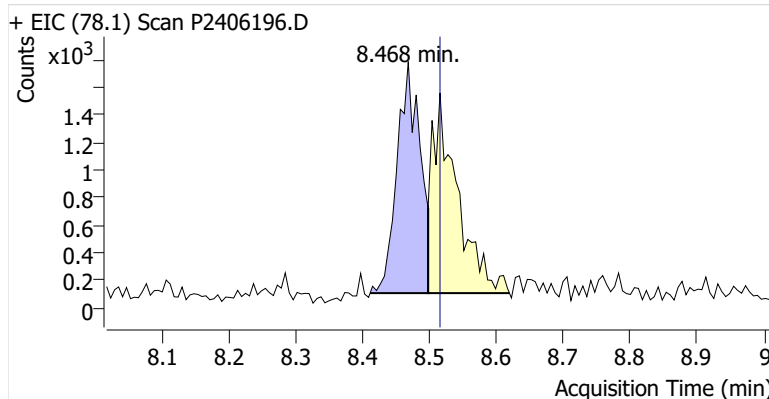


Name	ISTD	RT	ICAL RT	Resp.	Int. Flag
benzene-d6 (IS)		8.468	8.456	728,982	
Benzene	benzene-d6 (IS)	8.468	8.515	3,929	
Toluene-d8 (IS)		11.038	11.032	1,040,040	
Toluene	Toluene-d8 (IS)	11.133	11.121	6,833	
Ethylbenzene	Toluene-d8 (IS)	13.269	13.252	3,615	
m-/p-Xylene	Toluene-d8 (IS)	13.483	13.459	3,691	
o-Xylene	Toluene-d8 (IS)	13.946	13.922	3,030	

benzene-d6 (IS)

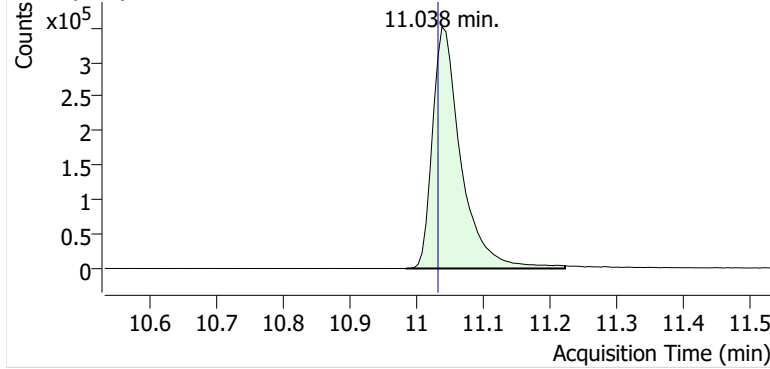


Benzene

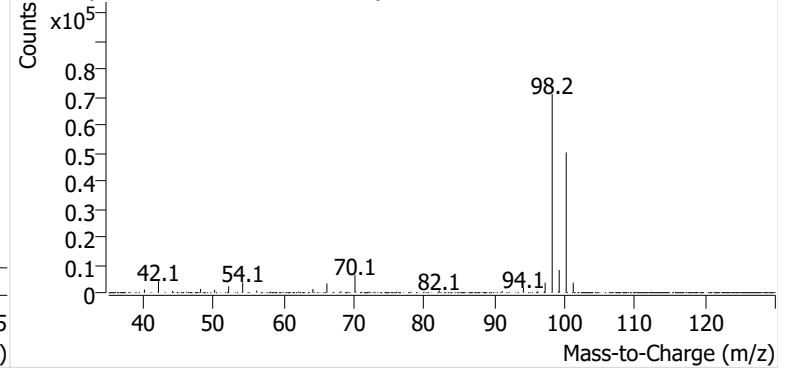


Toluene-d8 (IS)

+ EIC (98.1) Scan P2406196.D

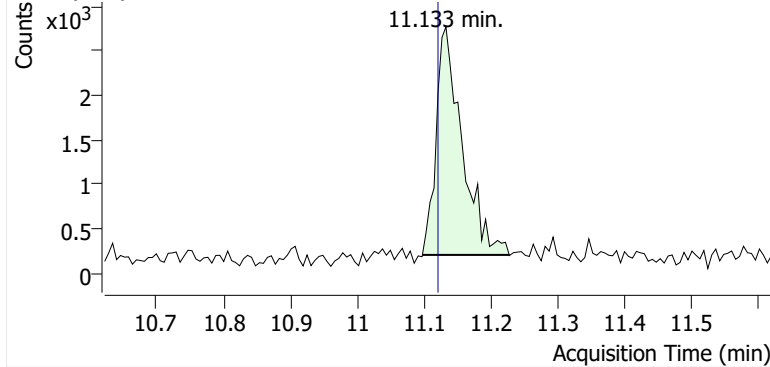


+ Scan (10.984-11.222 min, 41 scans) P2406196.D

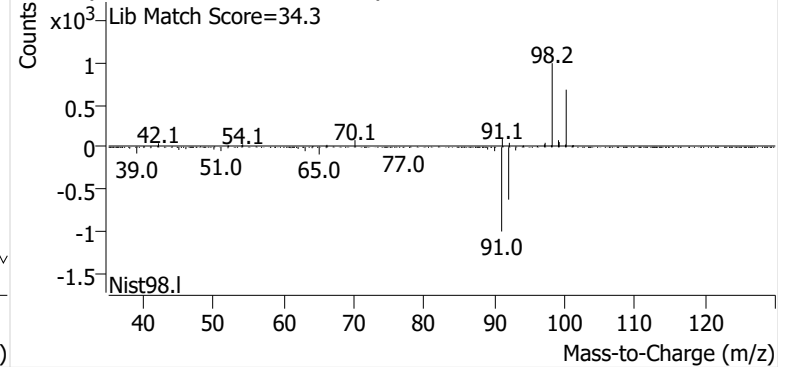


Toluene

+ EIC (91.1) Scan P2406196.D

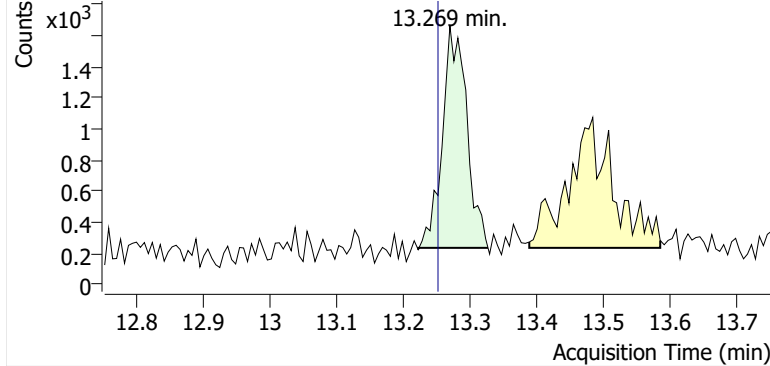


+ Scan (11.098-11.227 min, 21 scans) P2406196.D

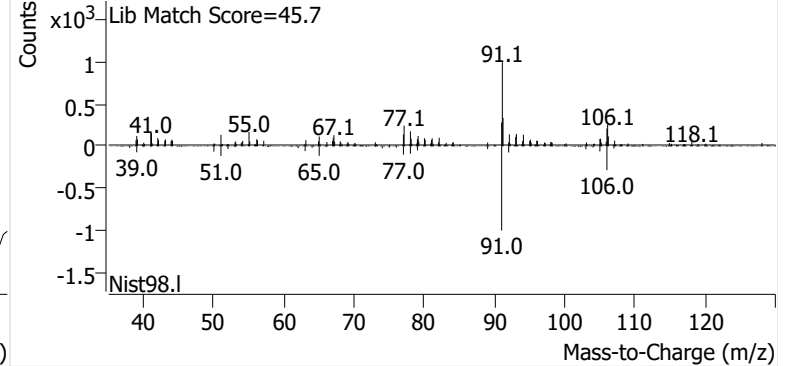


Ethylbenzene

+ EIC (91.1) Scan P2406196.D

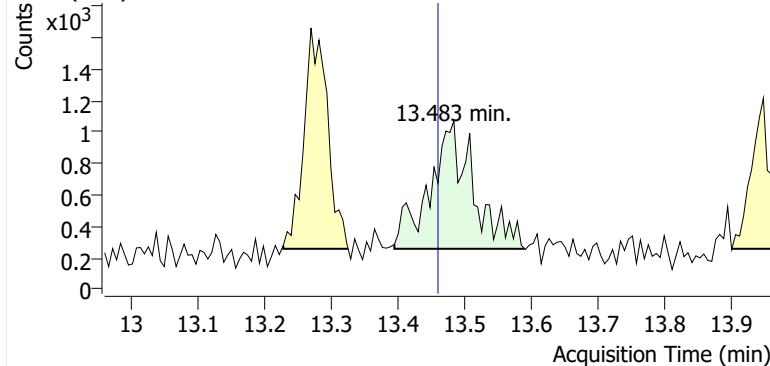


+ Scan (13.222-13.326 min, 18 scans) P2406196.D

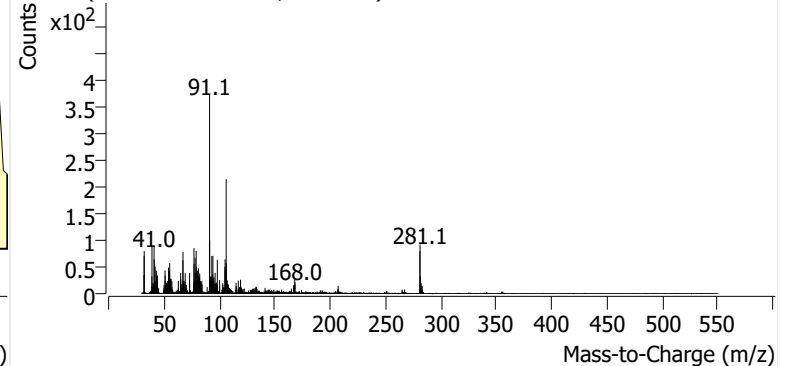


m-/p-Xylene

+ EIC (91.1) Scan P2406196.D

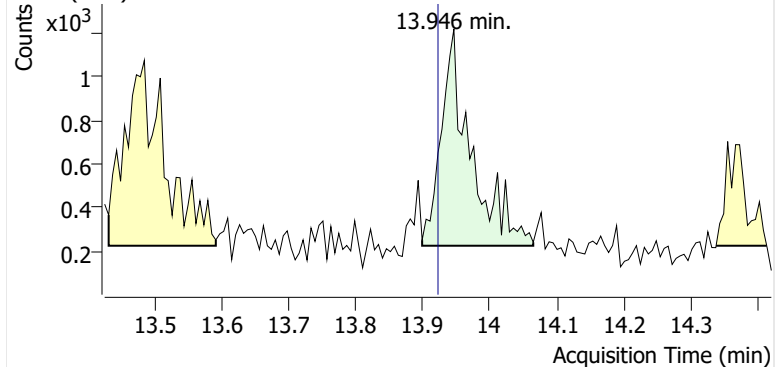


+ Scan (13.394-13.589 min, 33 scans) P2406196.D

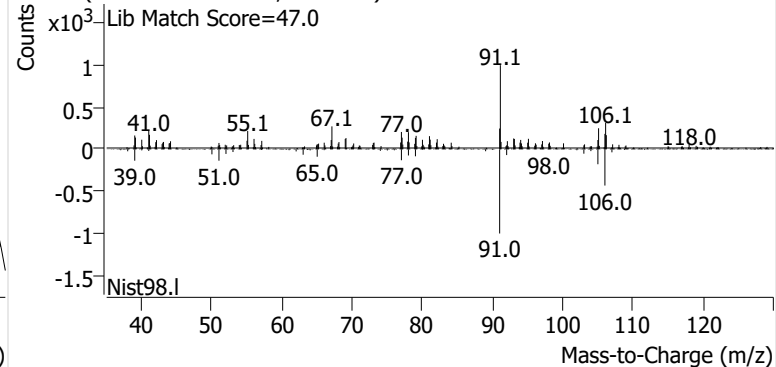


o-Xylene

+ EIC (91.1) Scan P2406196.D

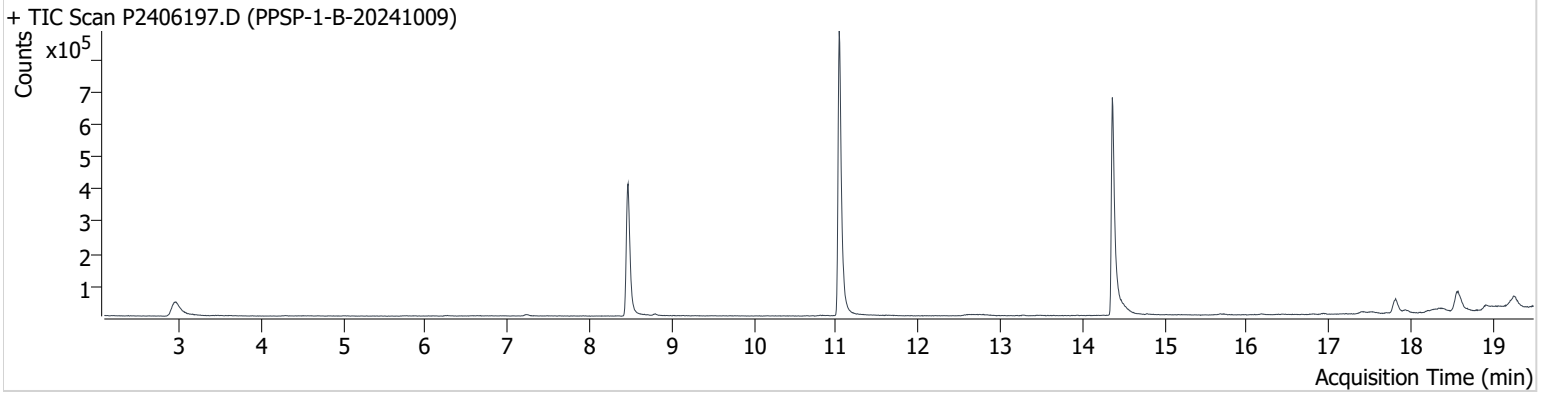


+ Scan (13.899-14.065 min, 29 scans) P2406196.D



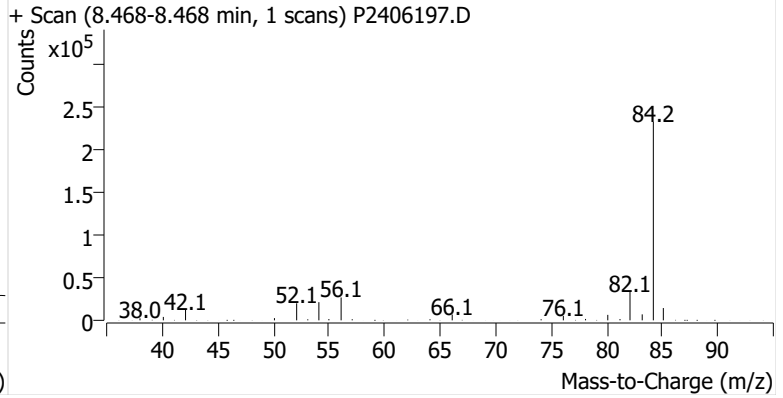
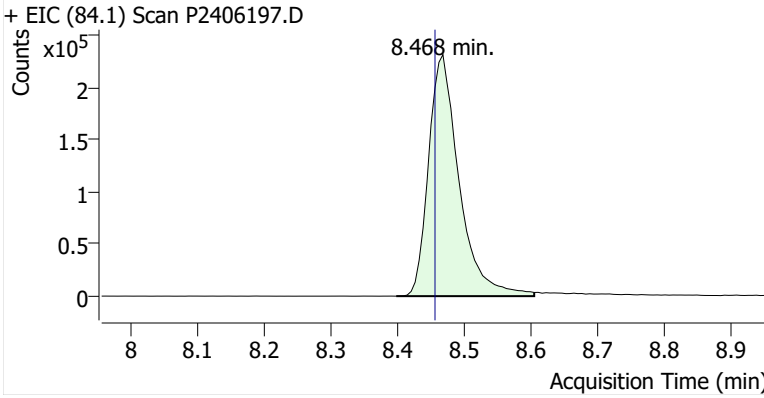
Name PPSP-1-B-20241009
Comment C43338
Data File P2406197.D
Acq. Date-Time 10/24/2024 4:00:15 PM
Acq. Method File M325B-TD35
Tube Sorbent Carbopack X
Analyze Quant Version 12.1
Report Quant Version 12.1

Sample Chromatogram

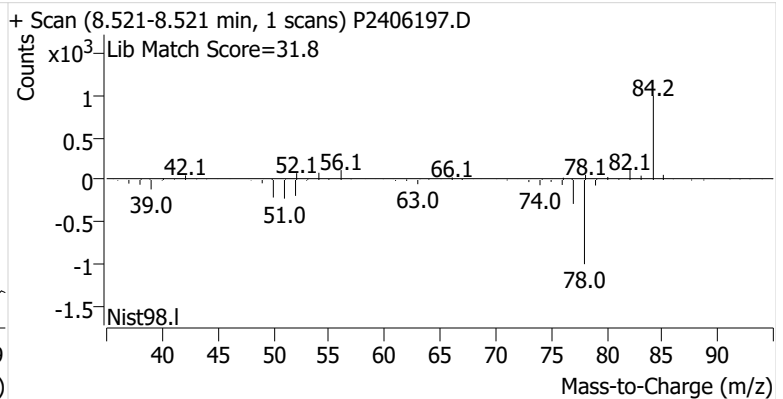
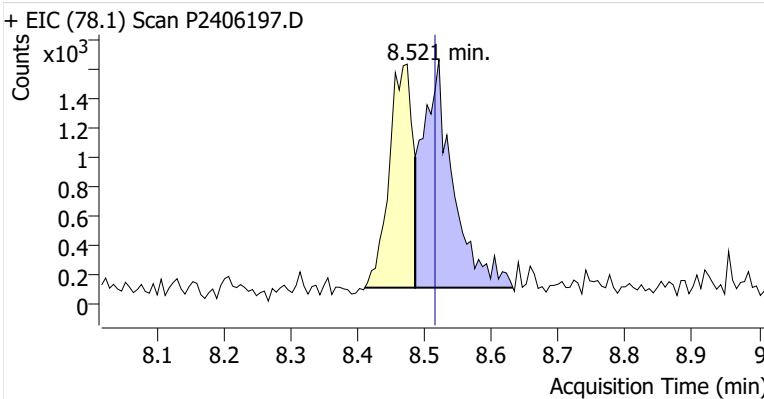


Name	ISTD	RT	ICAL RT	Resp.	Int. Flag
benzene-d6 (IS)		8.468	8.456	736,645	
Benzene	benzene-d6 (IS)	8.521	8.515	4,941	
Toluene-d8 (IS)		11.038	11.032	1,031,559	
Toluene	Toluene-d8 (IS)	11.139	11.121	5,593	
Ethylbenzene	Toluene-d8 (IS)	13.263	13.252	1,776	
m-/p-Xylene	Toluene-d8 (IS)	13.495	13.459	1,956	
o-Xylene	Toluene-d8 (IS)	13.946	13.922	954	

benzene-d6 (IS)

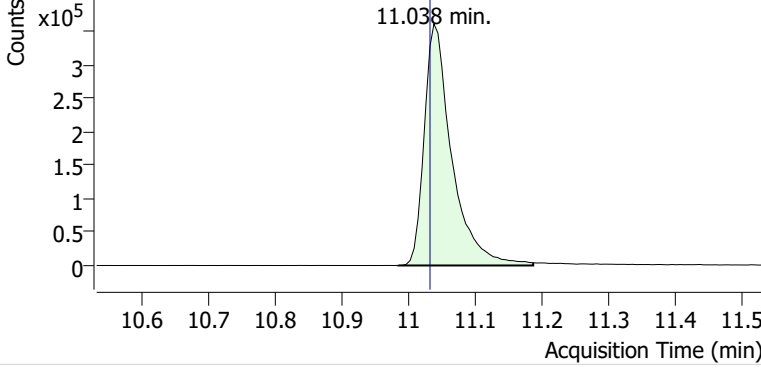


Benzene

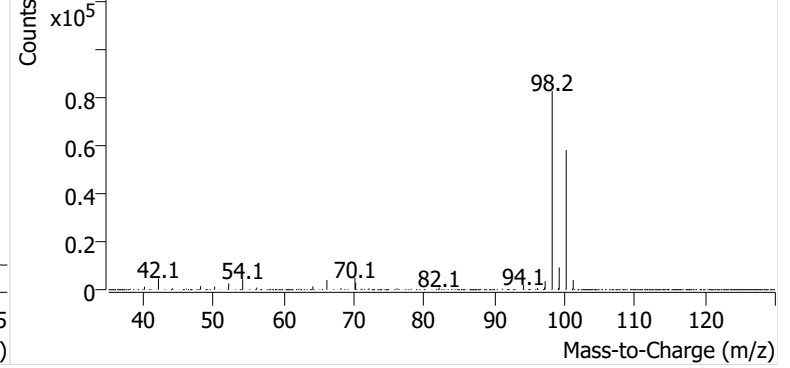


Toluene-d8 (IS)

+ EIC (98.1) Scan P2406197.D

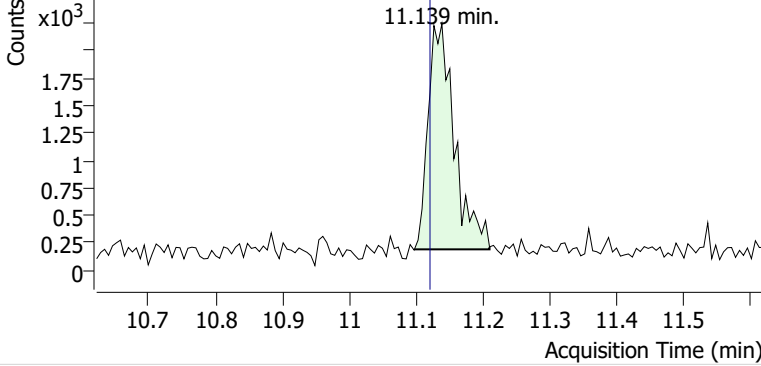


+ Scan (10.984-11.186 min, 35 scans) P2406197.D

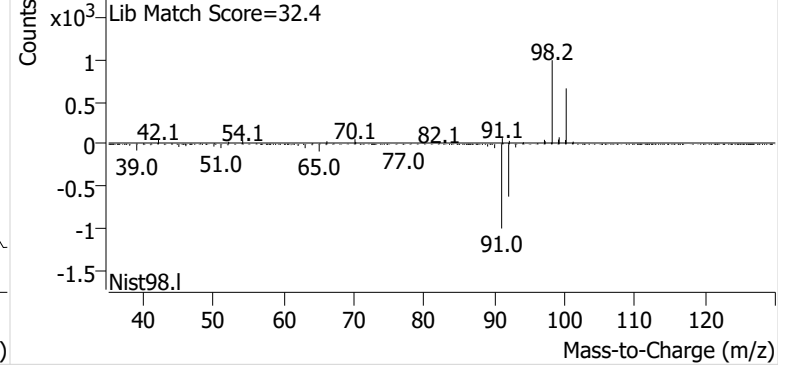


Toluene

+ EIC (91.1) Scan P2406197.D

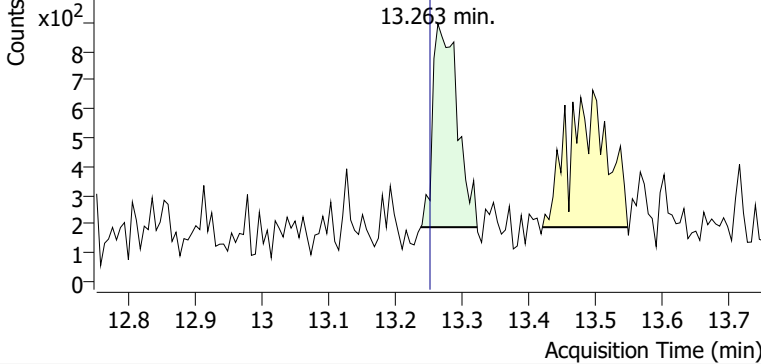


+ Scan (11.098-11.210 min, 19 scans) P2406197.D

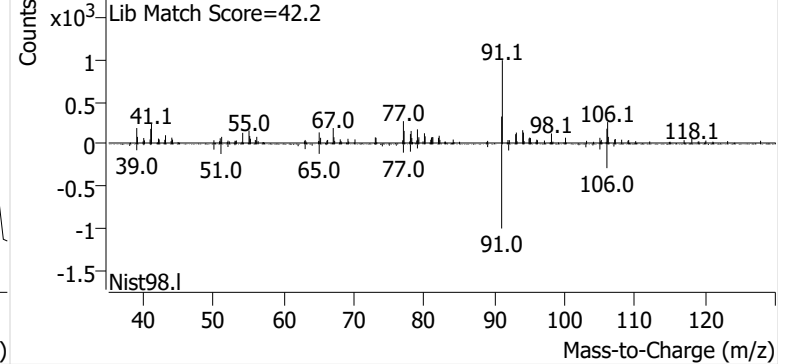


Ethylbenzene

+ EIC (91.1) Scan P2406197.D

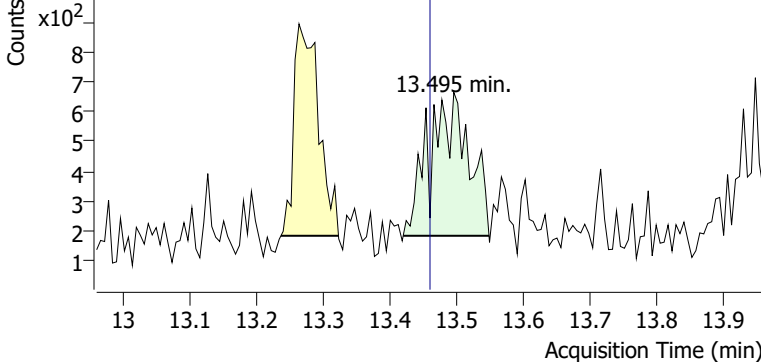


+ Scan (13.238-13.322 min, 14 scans) P2406197.D

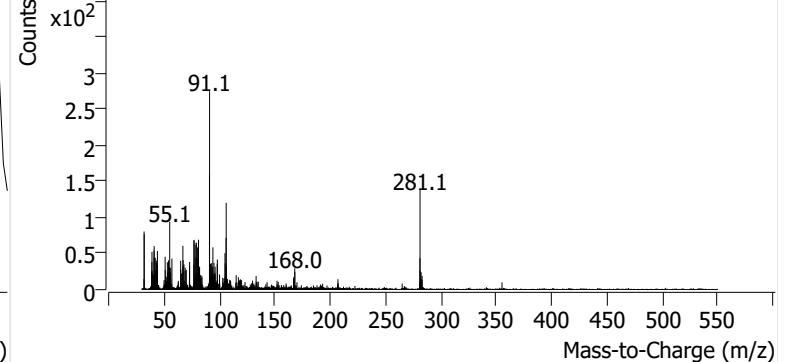


m-/p-Xylene

+ EIC (91.1) Scan P2406197.D

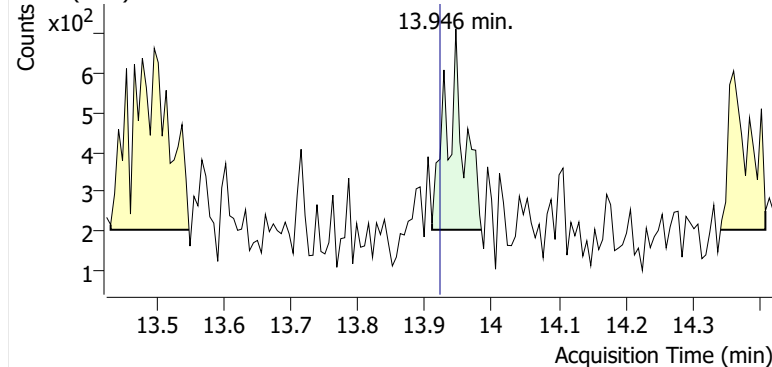


+ Scan (13.419-13.548 min, 21 scans) P2406197.D

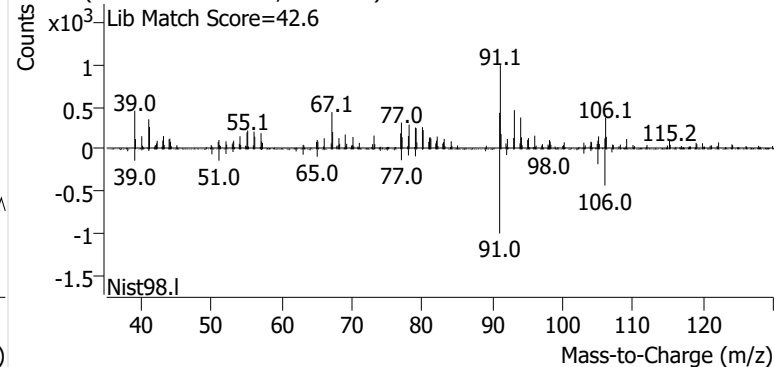


o-Xylene

+ EIC (91.1) Scan P2406197.D

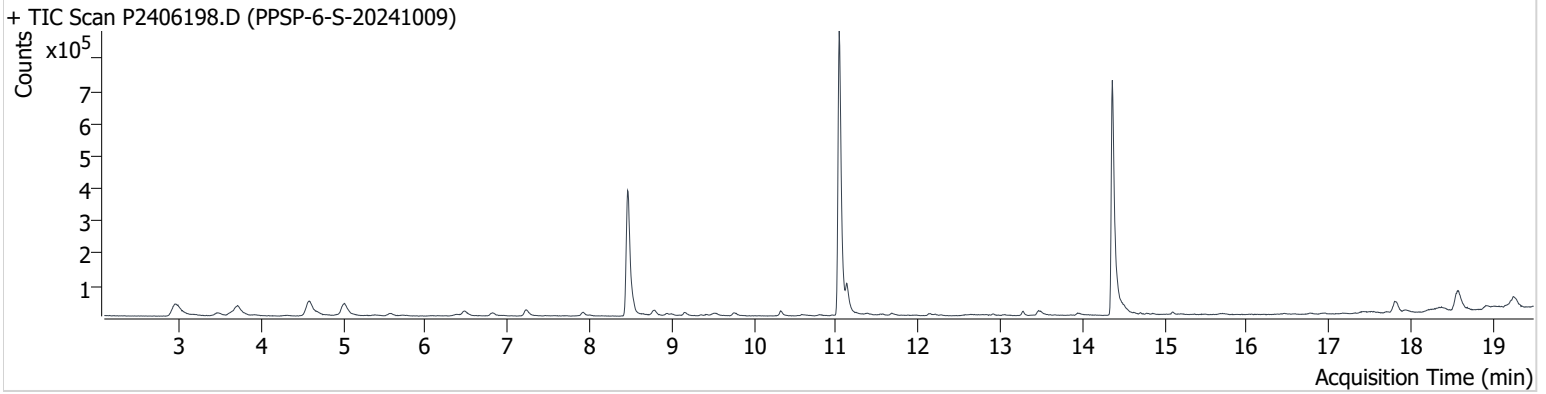


+ Scan (13.910-13.984 min, 13 scans) P2406197.D



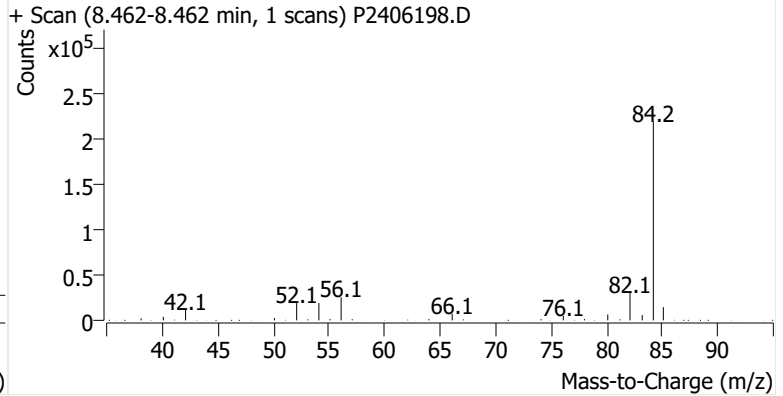
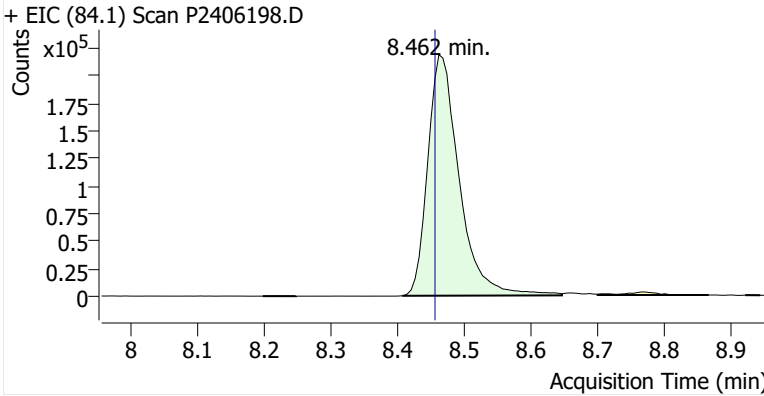
Name PPSP-6-S-20241009
Comment C17135
Data File P2406198.D
Acq. Date-Time 10/24/2024 4:38:07 PM
Acq. Method File M325B-TD35
Tube Sorbent Carbopack X
Analyze Quant Version 12.1
Report Quant Version 12.1

Sample Chromatogram

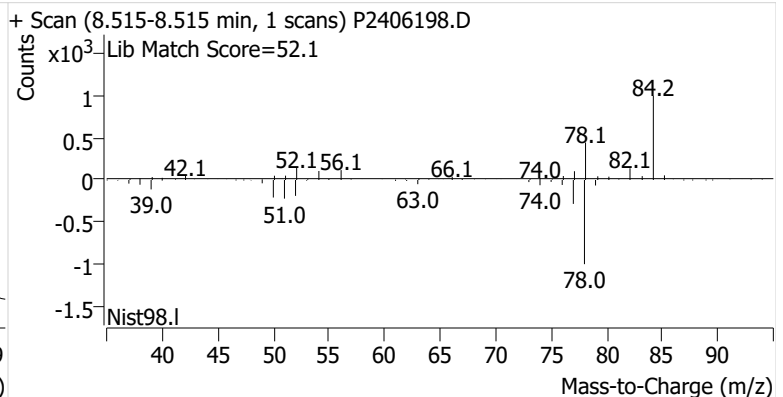
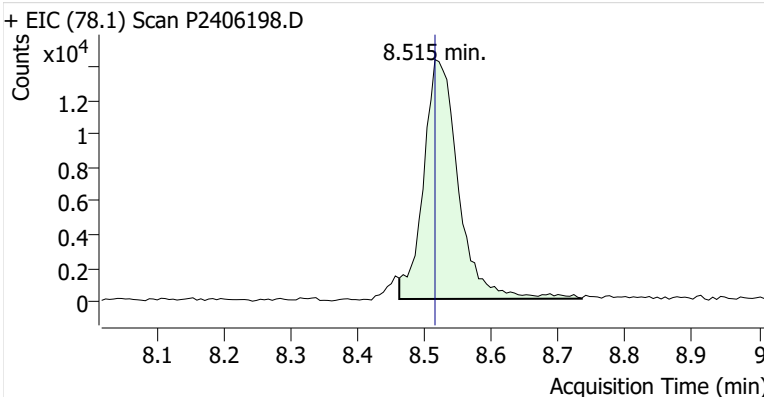


Name	ISTD	RT	ICAL RT	Resp.	Int. Flag
benzene-d6 (IS)		8.462	8.456	713,070	
Benzene	benzene-d6 (IS)	8.515	8.515	52,049	
Toluene-d8 (IS)		11.038	11.032	1,008,642	
Toluene	Toluene-d8 (IS)	11.133	11.121	89,532	
Ethylbenzene	Toluene-d8 (IS)	13.275	13.252	14,314	
m-/p-Xylene	Toluene-d8 (IS)	13.459	13.459	26,019	
o-Xylene	Toluene-d8 (IS)	13.940	13.922	10,385	

benzene-d6 (IS)

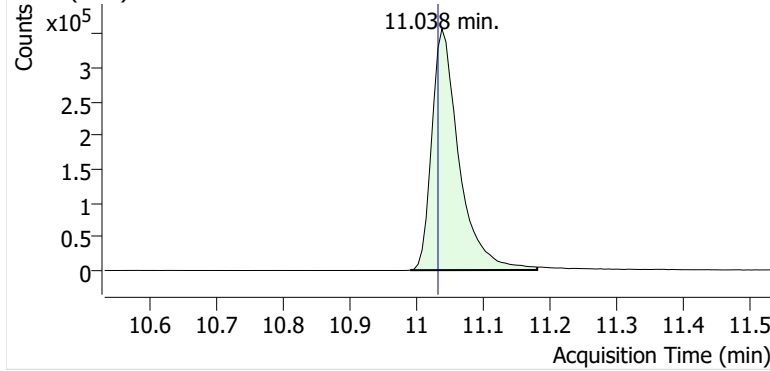


Benzene

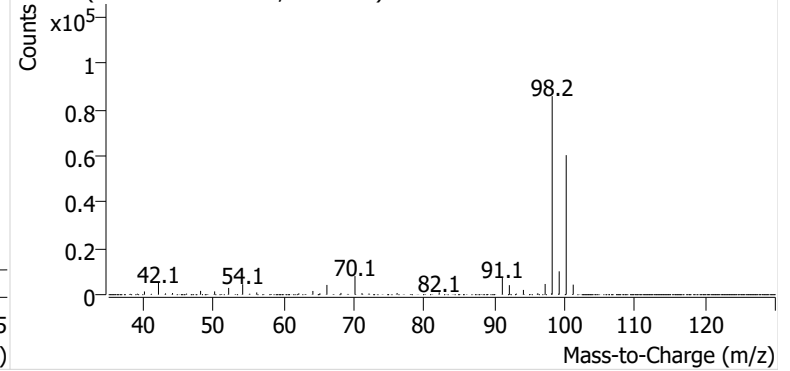


Toluene-d8 (IS)

+ EIC (98.1) Scan P2406198.D

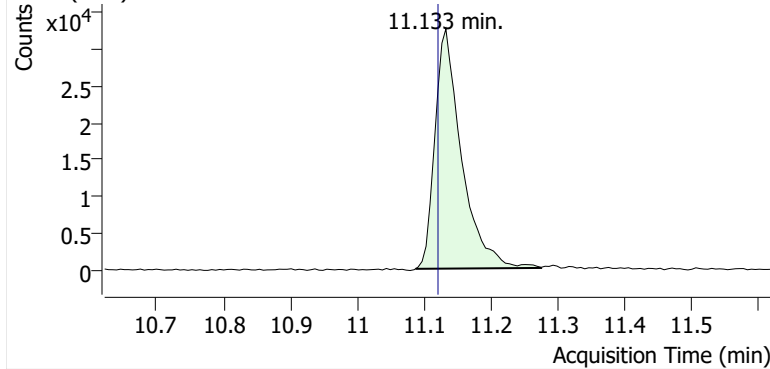


+ Scan (10.990-11.180 min, 33 scans) P2406198.D

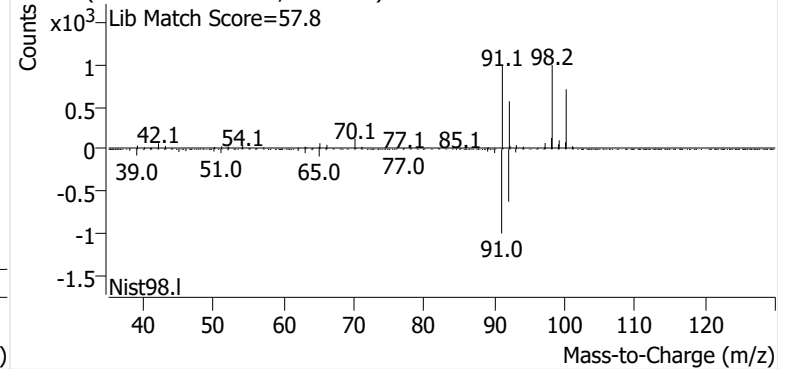


Toluene

+ EIC (91.1) Scan P2406198.D

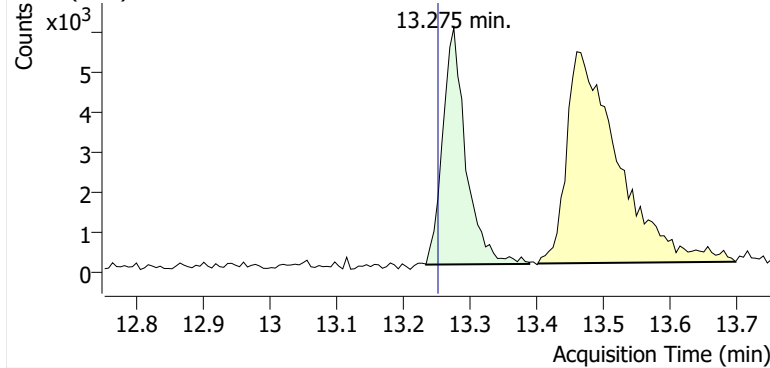


+ Scan (11.087-11.275 min, 32 scans) P2406198.D

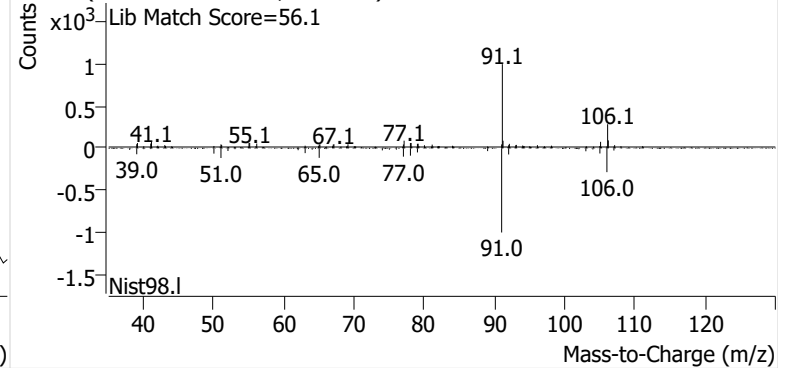


Ethylbenzene

+ EIC (91.1) Scan P2406198.D

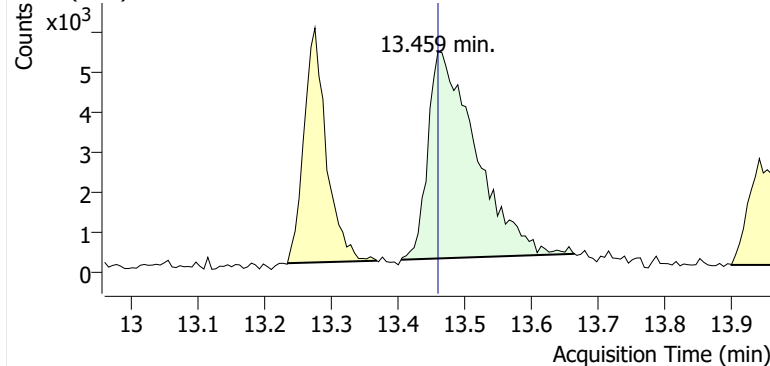


+ Scan (13.234-13.388 min, 27 scans) P2406198.D

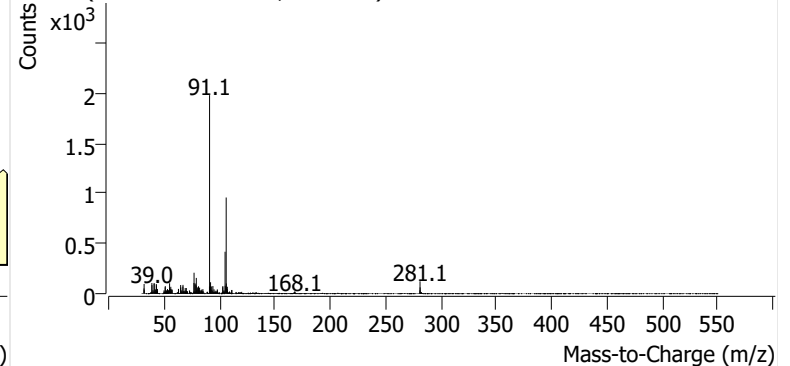


m-/p-Xylene

+ EIC (91.1) Scan P2406198.D

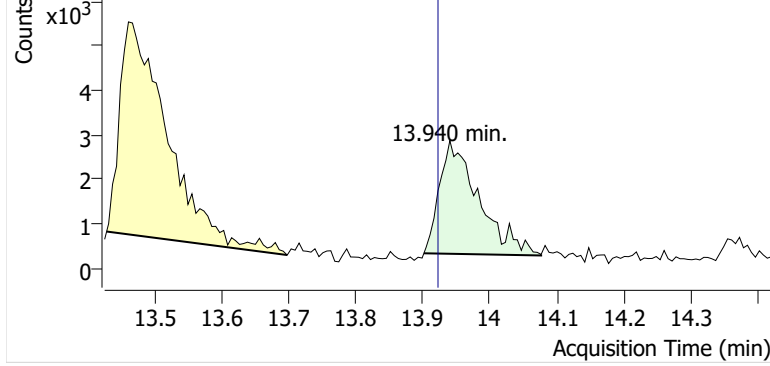


+ Scan (13.404-13.664 min, 44 scans) P2406198.D

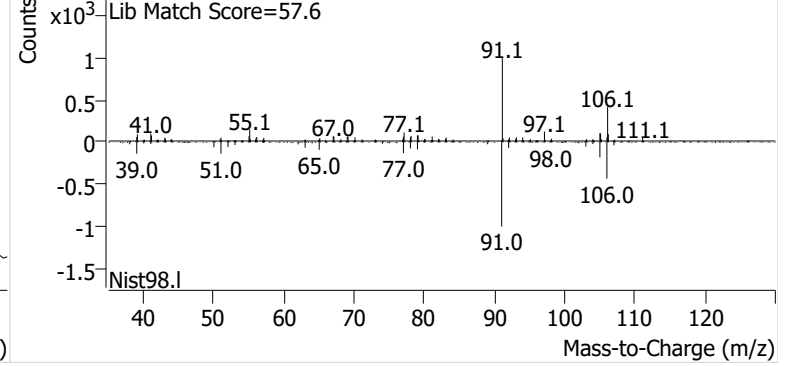


o-Xylene

+ EIC (91.1) Scan P2406198.D

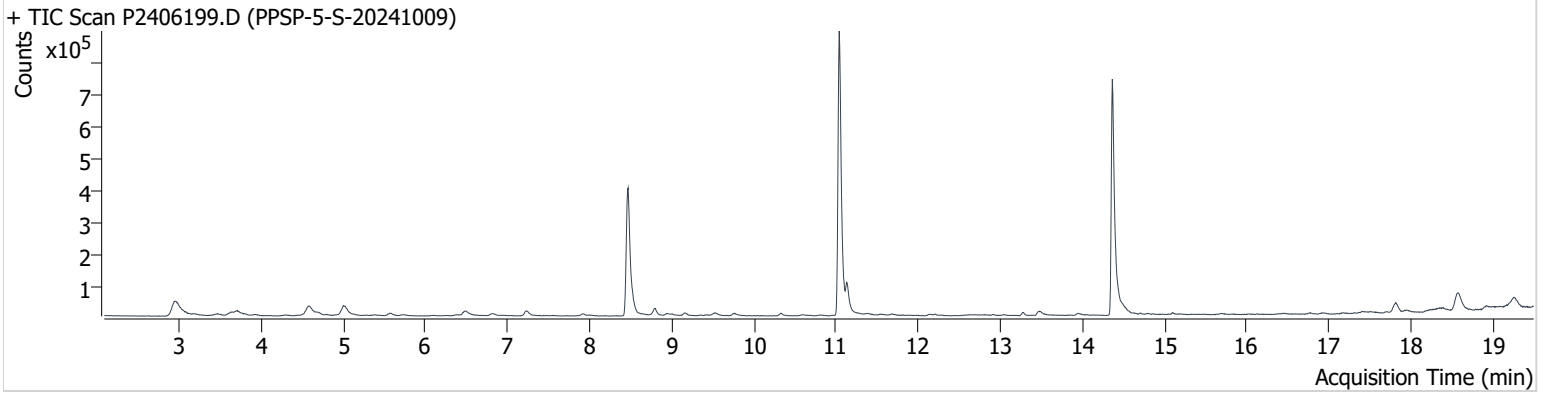


+ Scan (13.901-14.077 min, 30 scans) P2406198.D



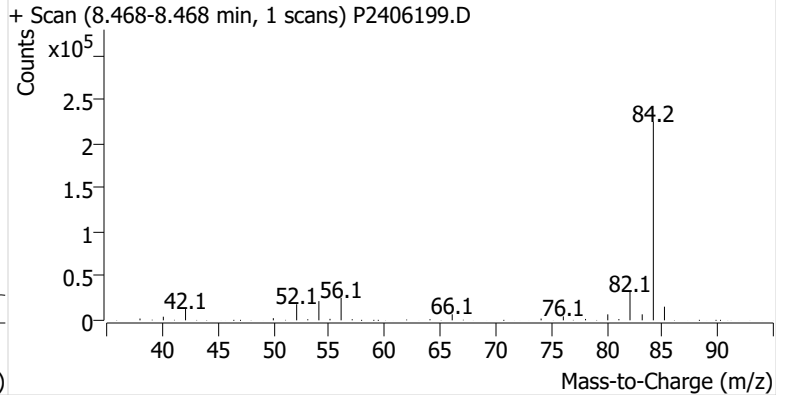
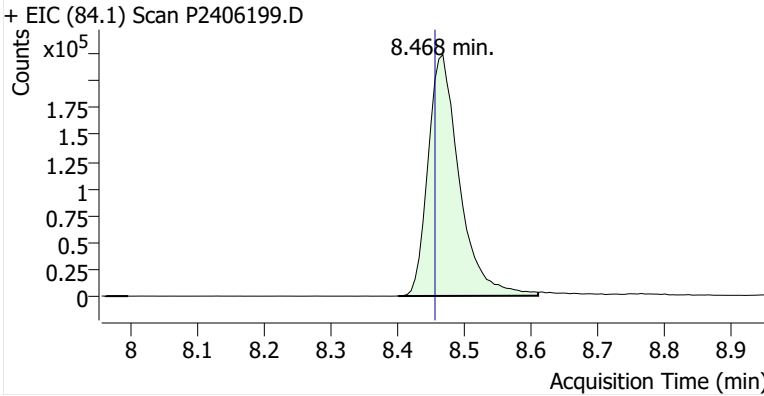
Name PPSP-5-S-20241009
Comment C38536
Data File P2406199.D
Acq. Date-Time 10/24/2024 5:15:27 PM
Acq. Method File M325B-TD35
Tube Sorbent Carbopack X
Analyze Quant Version 12.1
Report Quant Version 12.1

Sample Chromatogram

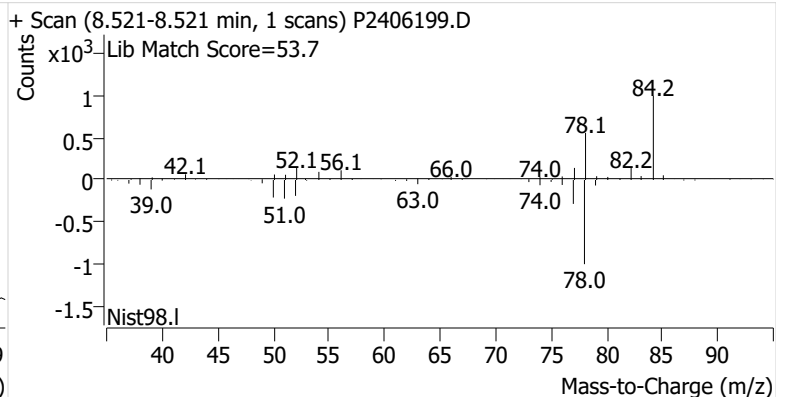
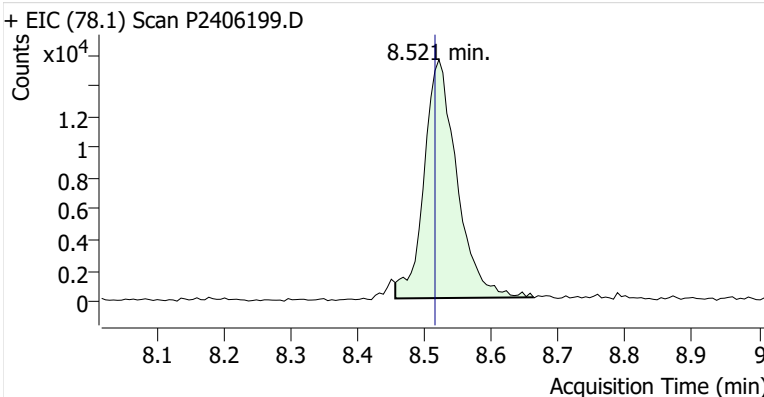


Name	ISTD	RT	ICAL RT	Resp.	Int. Flag
benzene-d6 (IS)		8.468	8.456	732,677	
Benzene	benzene-d6 (IS)	8.521	8.515	53,114	
Toluene-d8 (IS)		11.038	11.032	1,023,382	
Toluene	Toluene-d8 (IS)	11.133	11.121	96,986	
Ethylbenzene	Toluene-d8 (IS)	13.275	13.252	10,448	
m-/p-Xylene	Toluene-d8 (IS)	13.465	13.459	23,937	
o-Xylene	Toluene-d8 (IS)	13.952	13.922	9,562	

benzene-d6 (IS)

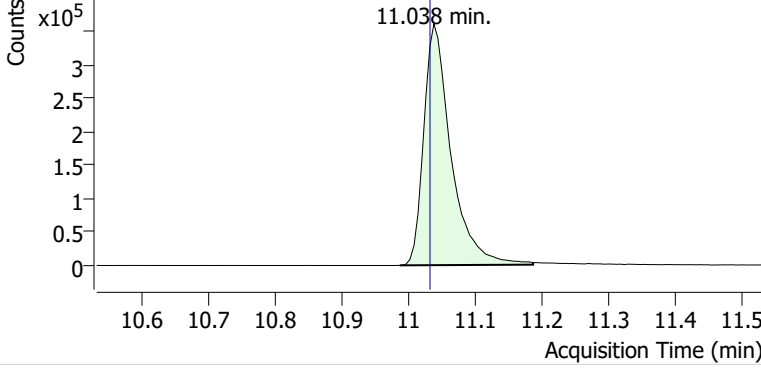


Benzene

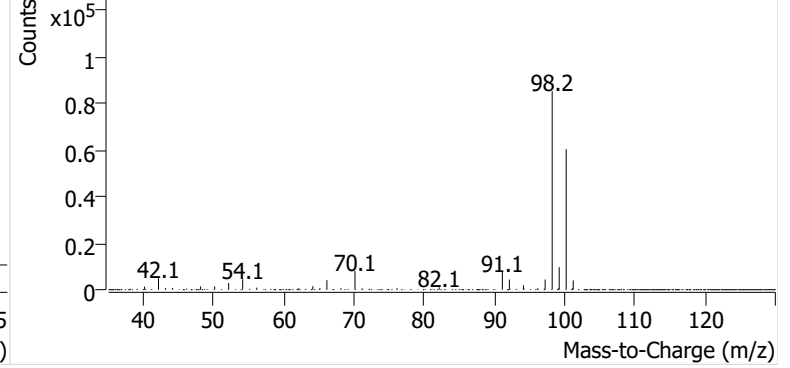


Toluene-d8 (IS)

+ EIC (98.1) Scan P2406199.D

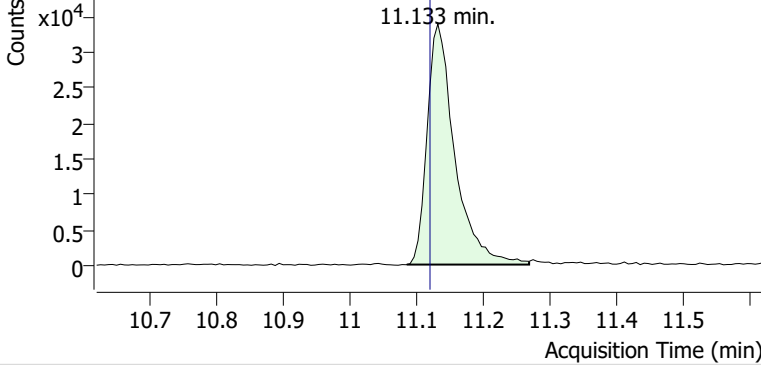


+ Scan (10.987-11.186 min, 34 scans) P2406199.D

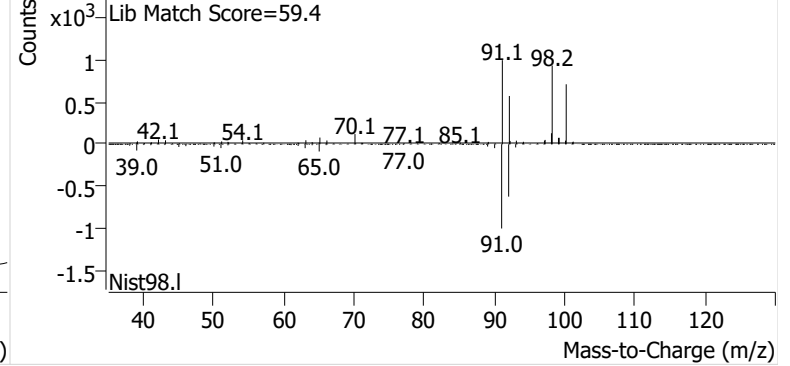


Toluene

+ EIC (91.1) Scan P2406199.D

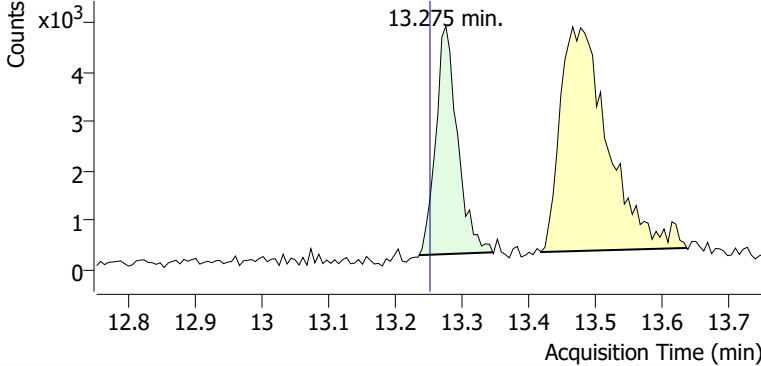


+ Scan (11.086-11.269 min, 31 scans) P2406199.D

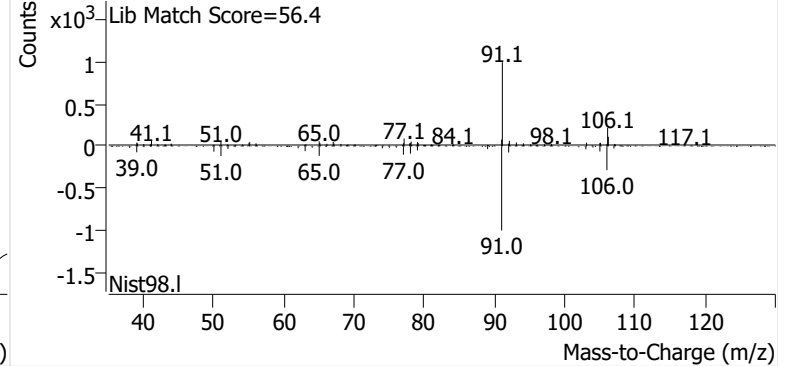


Ethylbenzene

+ EIC (91.1) Scan P2406199.D

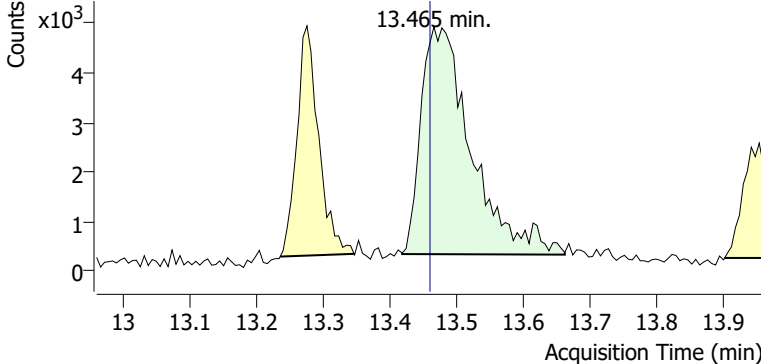


+ Scan (13.235-13.346 min, 18 scans) P2406199.D

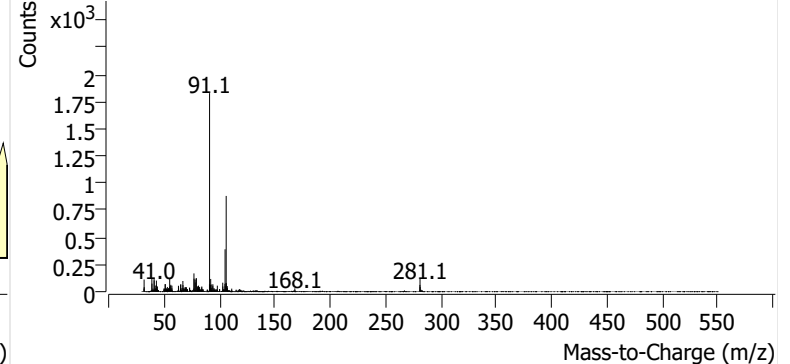


m-/p-Xylene

+ EIC (91.1) Scan P2406199.D

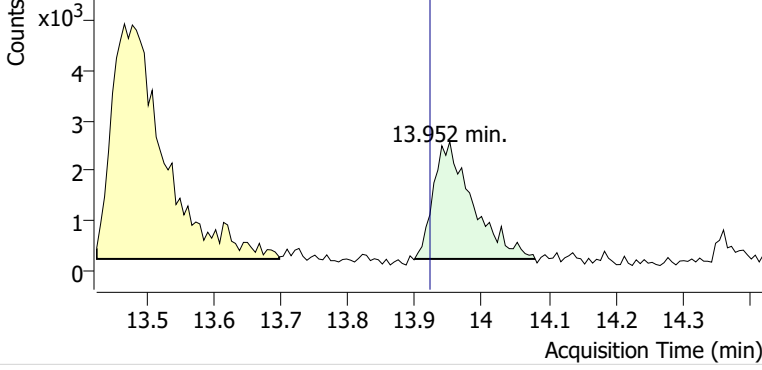


+ Scan (13.418-13.661 min, 42 scans) P2406199.D

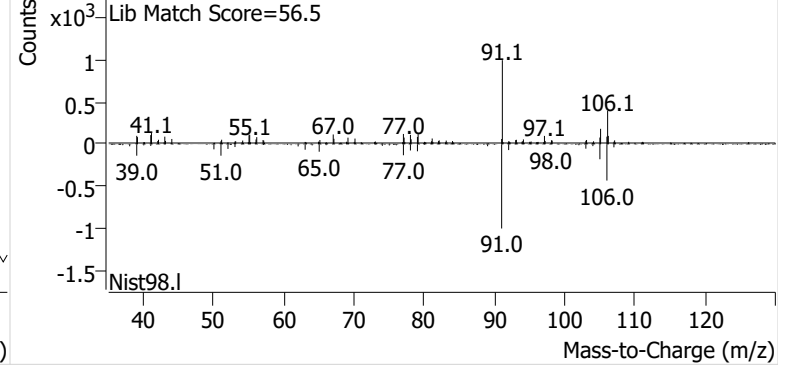


o-Xylene

+ EIC (91.1) Scan P2406199.D

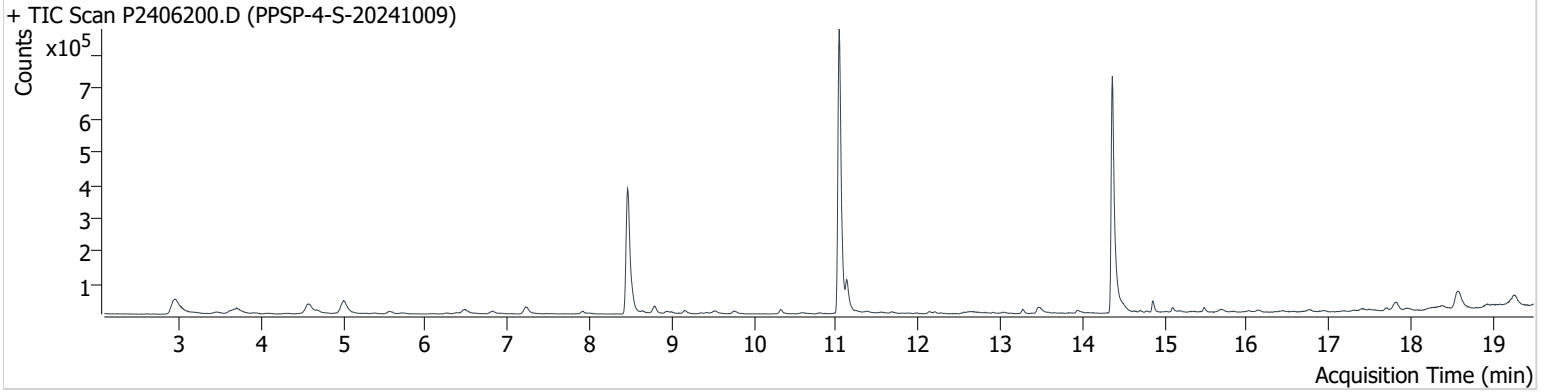


+ Scan (13.899-14.080 min, 30 scans) P2406199.D



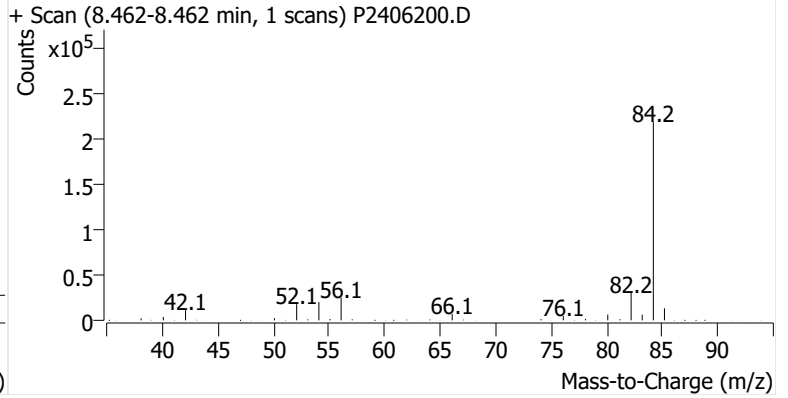
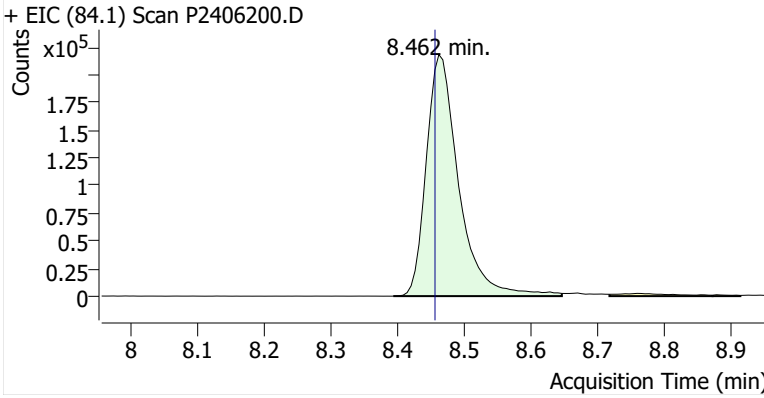
Name PPSP-4-S-20241009
Comment C32948
Data File P2406200.D
Acq. Date-Time 10/24/2024 5:53:20 PM
Acq. Method File M325B-TD35
Tube Sorbent Carbopack X
Analyze Quant Version 12.1
Report Quant Version 12.1

Sample Chromatogram

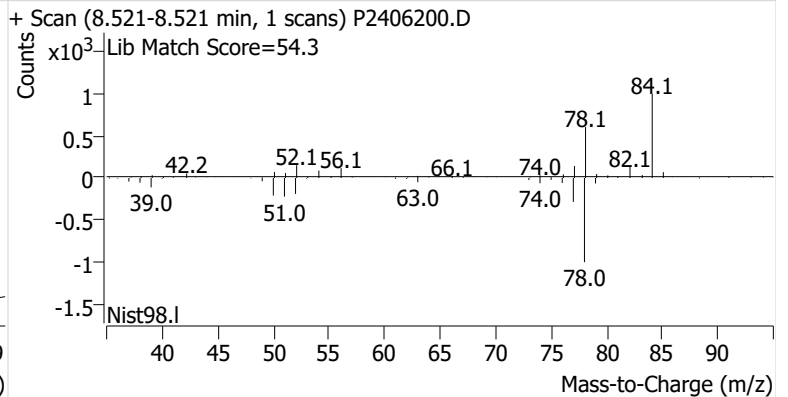
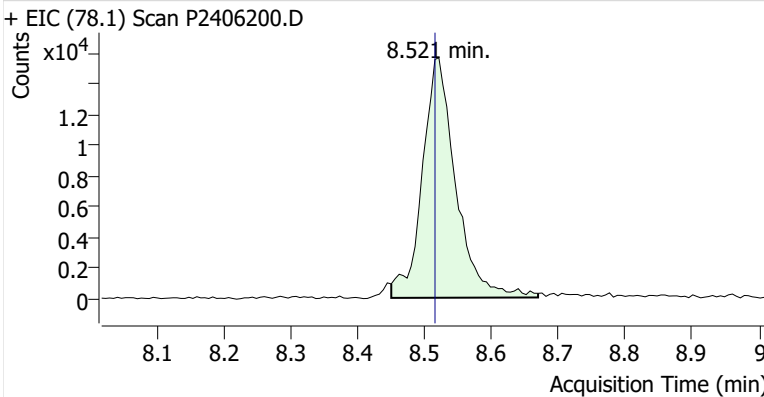


Name	ISTD	RT	ICAL RT	Resp.	Int. Flag
benzene-d6 (IS)		8.462	8.456	734,030	
Benzene	benzene-d6 (IS)	8.521	8.515	54,439	
Toluene-d8 (IS)		11.038	11.032	1,007,393	
Toluene	Toluene-d8 (IS)	11.133	11.121	100,766	
Ethylbenzene	Toluene-d8 (IS)	13.269	13.252	14,818	
m-/p-Xylene	Toluene-d8 (IS)	13.465	13.459	36,866	
o-Xylene	Toluene-d8 (IS)	13.934	13.922	13,854	

benzene-d6 (IS)

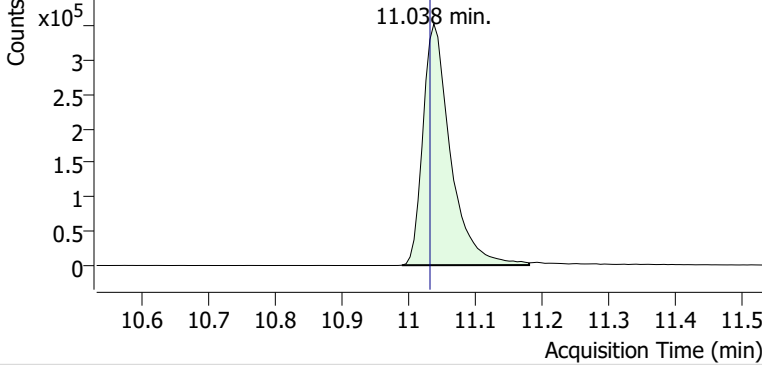


Benzene

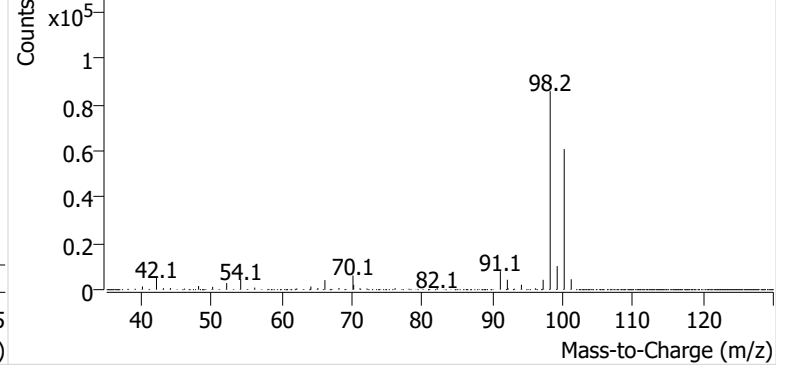


Toluene-d8 (IS)

+ EIC (98.1) Scan P2406200.D

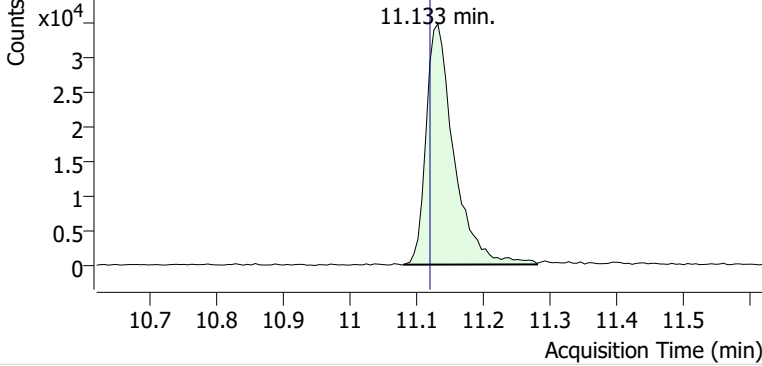


+ Scan (10.990-11.180 min, 33 scans) P2406200.D

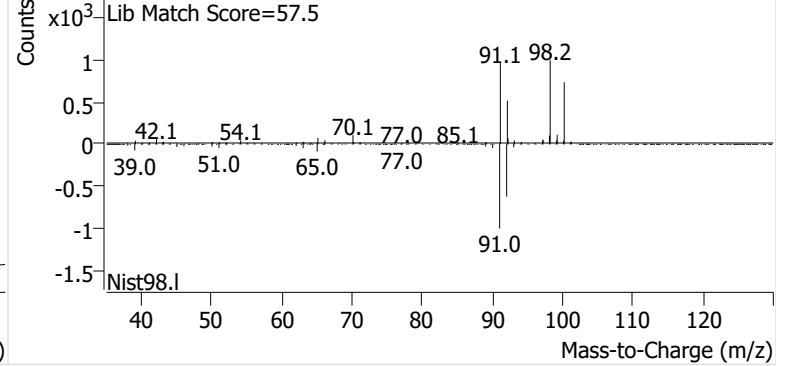


Toluene

+ EIC (91.1) Scan P2406200.D

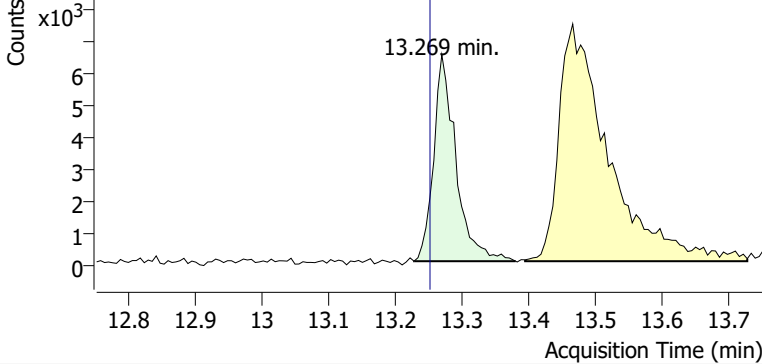


+ Scan (11.081-11.281 min, 34 scans) P2406200.D

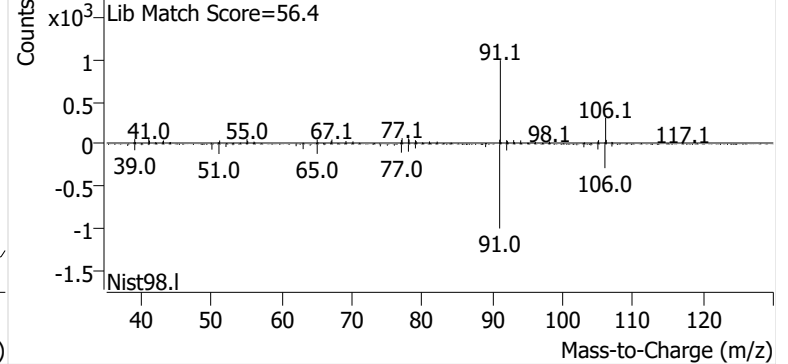


Ethylbenzene

+ EIC (91.1) Scan P2406200.D

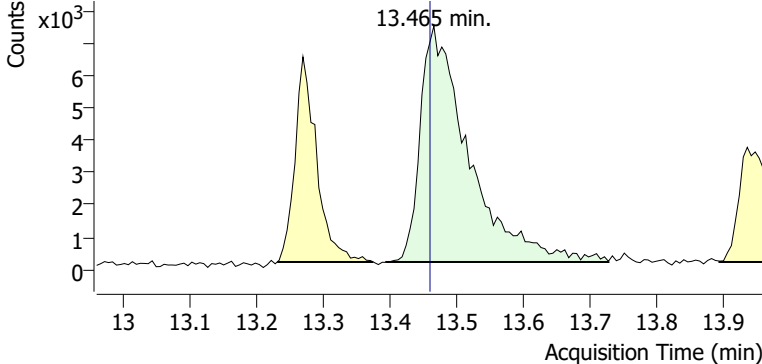


+ Scan (13.228-13.380 min, 26 scans) P2406200.D

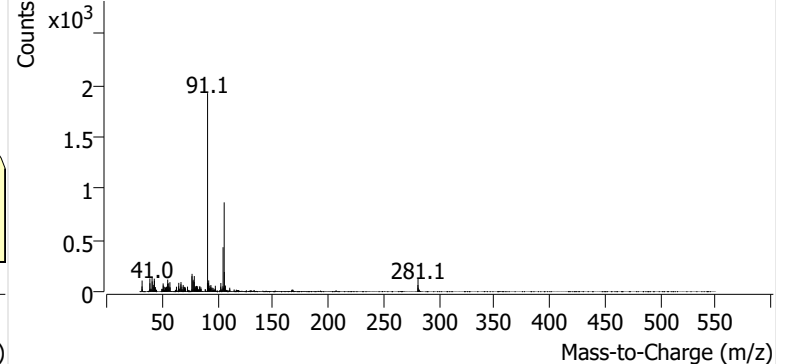


m-/p-Xylene

+ EIC (91.1) Scan P2406200.D

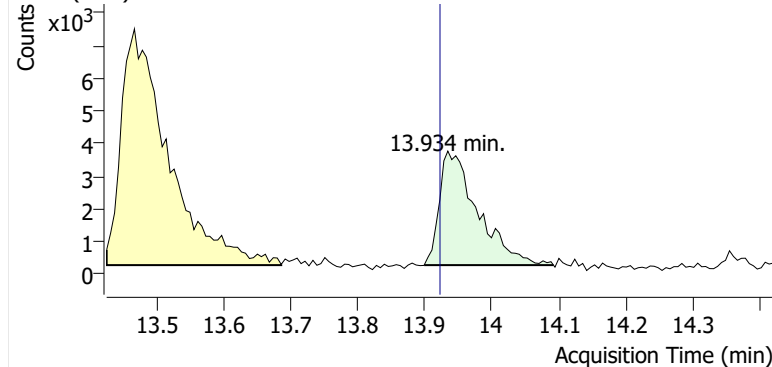


+ Scan (13.394-13.726 min, 57 scans) P2406200.D

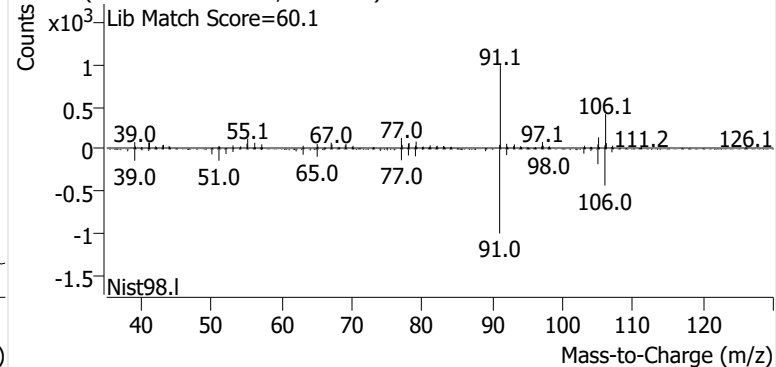


o-Xylene

+ EIC (91.1) Scan P2406200.D

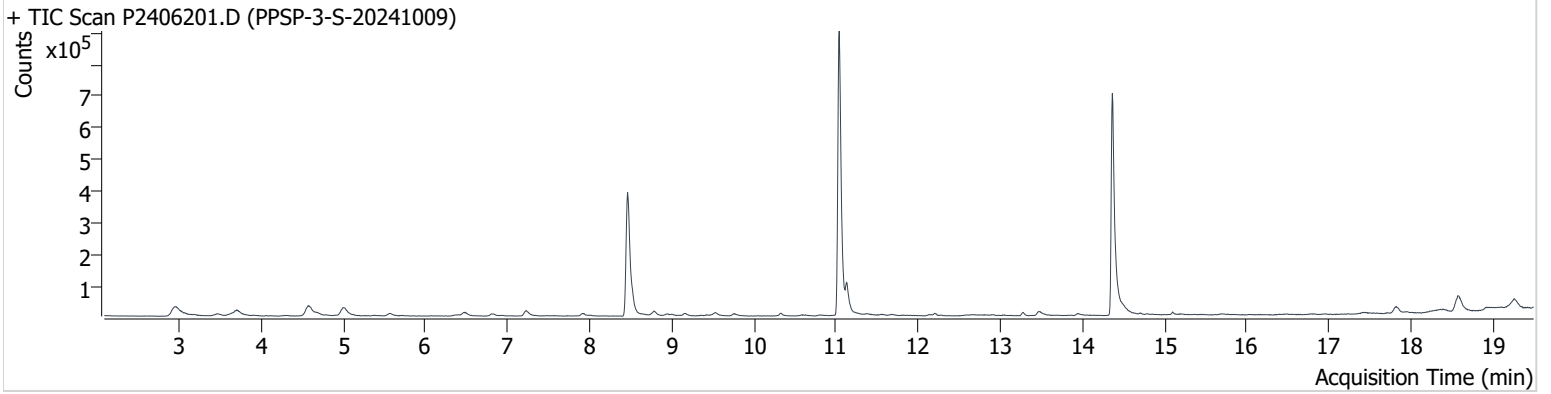


+ Scan (13.899-14.092 min, 32 scans) P2406200.D



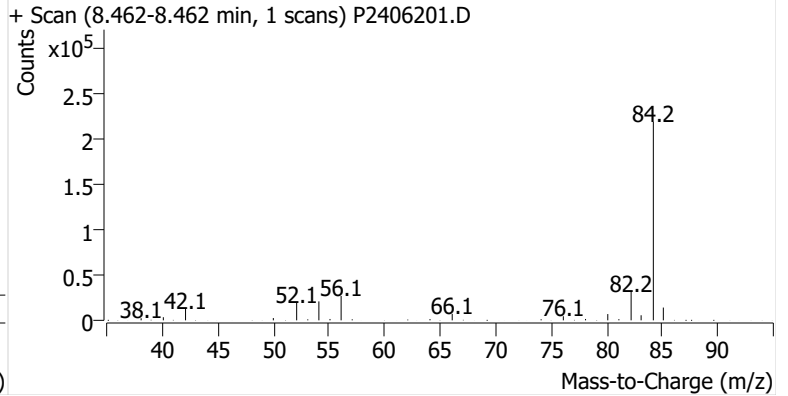
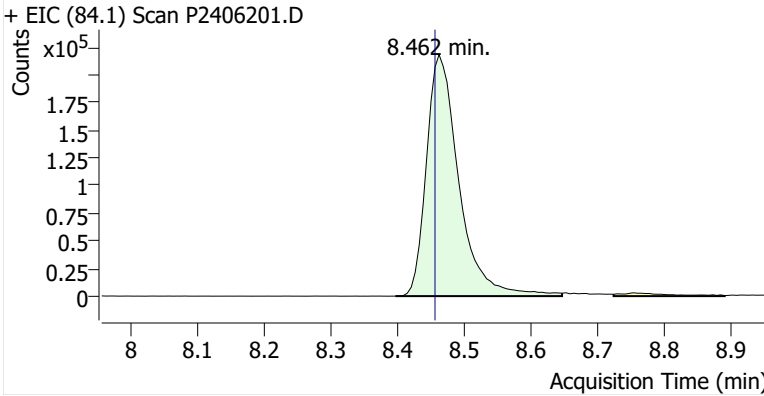
Name PPSP-3-S-20241009
Comment B14909
Data File P2406201.D
Acq. Date-Time 10/24/2024 6:30:39 PM
Acq. Method File M325B-TD35
Tube Sorbent Carbopack X
Analyze Quant Version 12.1
Report Quant Version 12.1

Sample Chromatogram

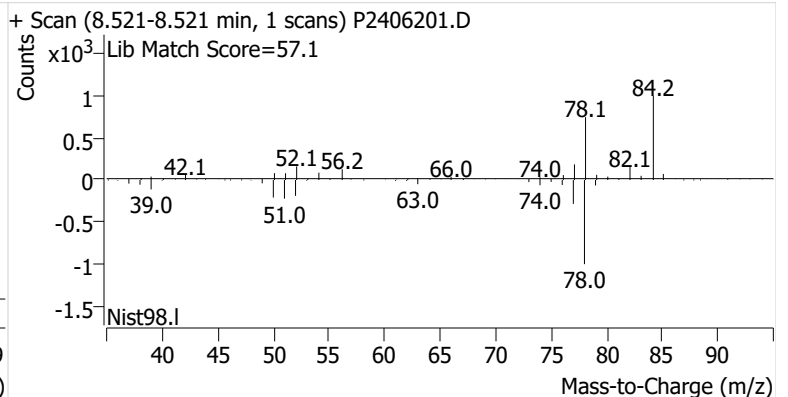
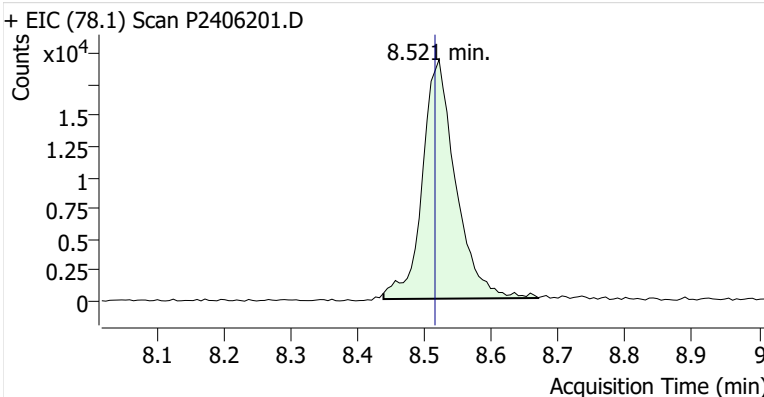


Name	ISTD	RT	ICAL RT	Resp.	Int. Flag
benzene-d6 (IS)		8.462	8.456	736,094	
Benzene	benzene-d6 (IS)	8.521	8.515	67,224	
Toluene-d8 (IS)		11.038	11.032	1,046,867	
Toluene	Toluene-d8 (IS)	11.133	11.121	95,887	
Ethylbenzene	Toluene-d8 (IS)	13.270	13.252	11,751	
m-/p-Xylene	Toluene-d8 (IS)	13.477	13.459	25,034	
o-Xylene	Toluene-d8 (IS)	13.952	13.922	6,862	

benzene-d6 (IS)

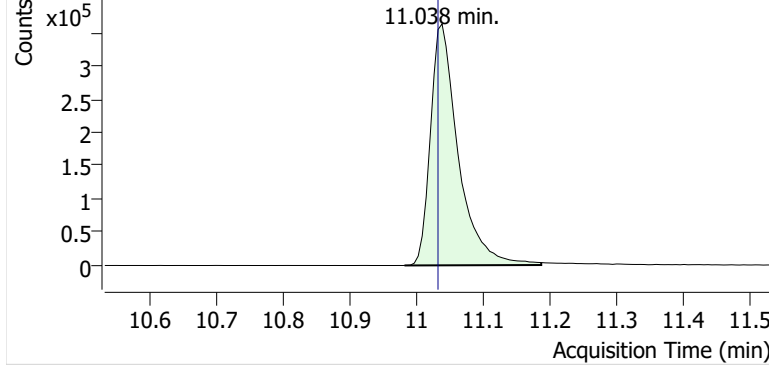


Benzene

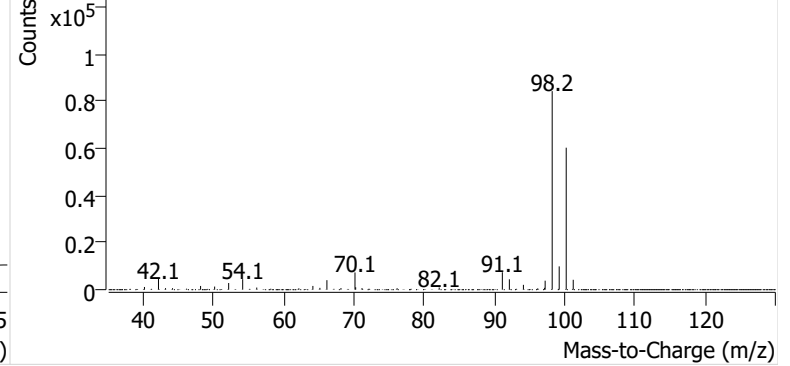


Toluene-d8 (IS)

+ EIC (98.1) Scan P2406201.D

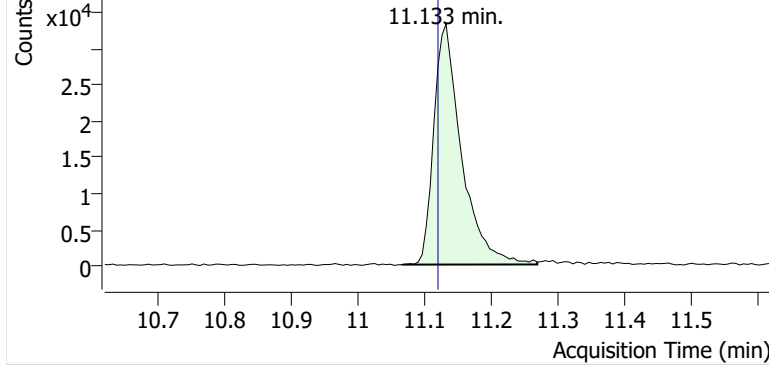


+ Scan (10.982-11.186 min, 35 scans) P2406201.D

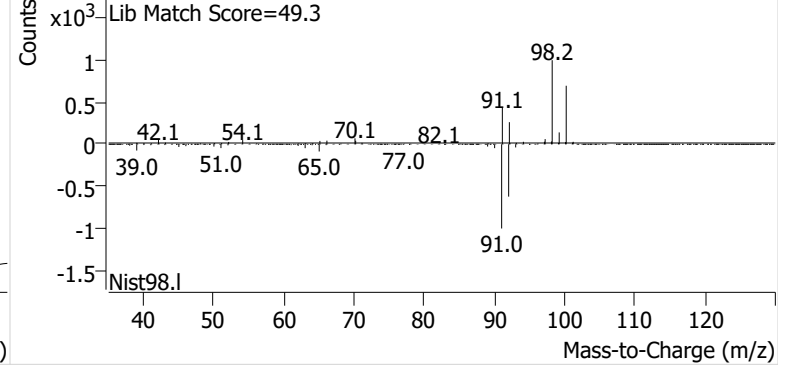


Toluene

+ EIC (91.1) Scan P2406201.D

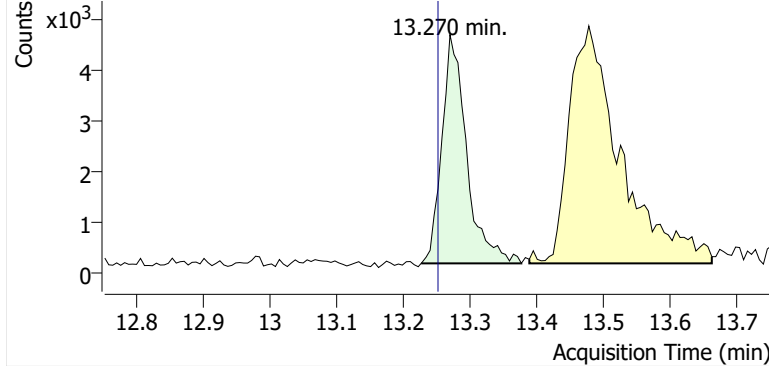


+ Scan (11.068-11.269 min, 35 scans) P2406201.D

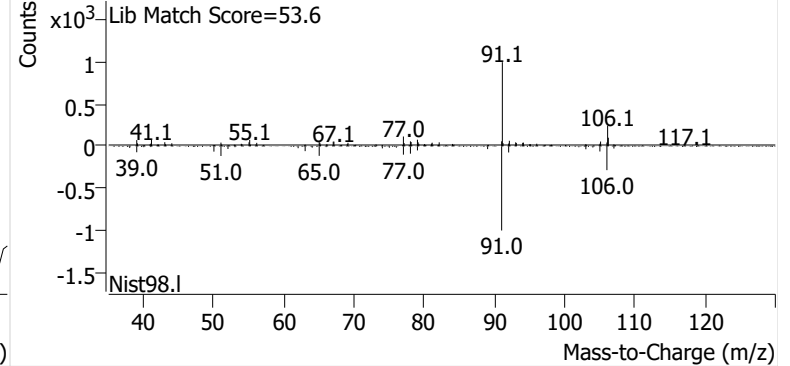


Ethylbenzene

+ EIC (91.1) Scan P2406201.D

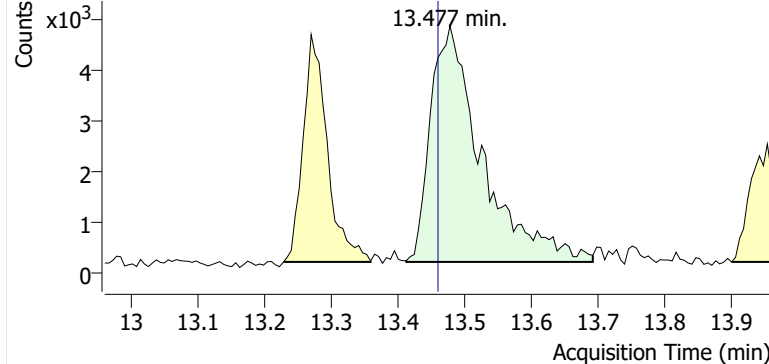


+ Scan (13.226-13.376 min, 26 scans) P2406201.D

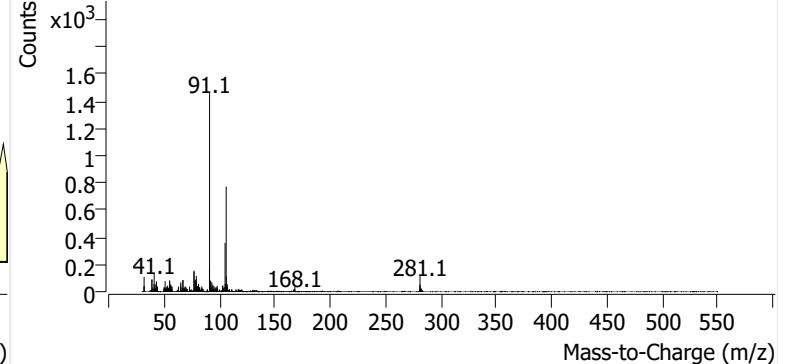


m-/p-Xylene

+ EIC (91.1) Scan P2406201.D

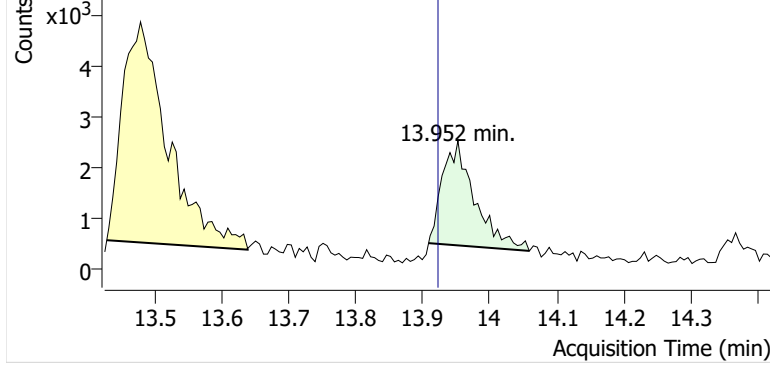


+ Scan (13.412-13.691 min, 48 scans) P2406201.D

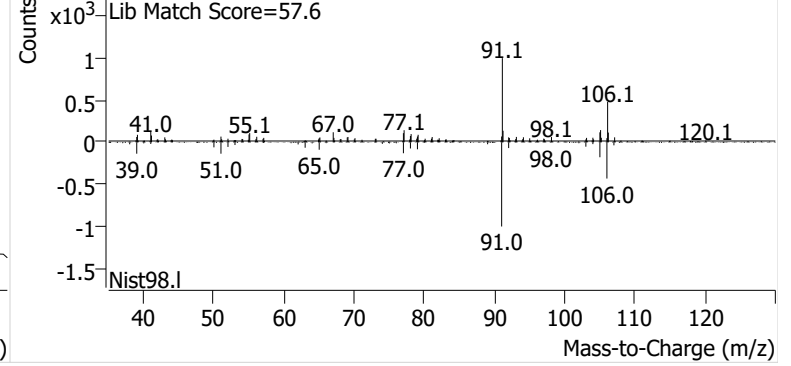


o-Xylene

+ EIC (91.1) Scan P2406201.D

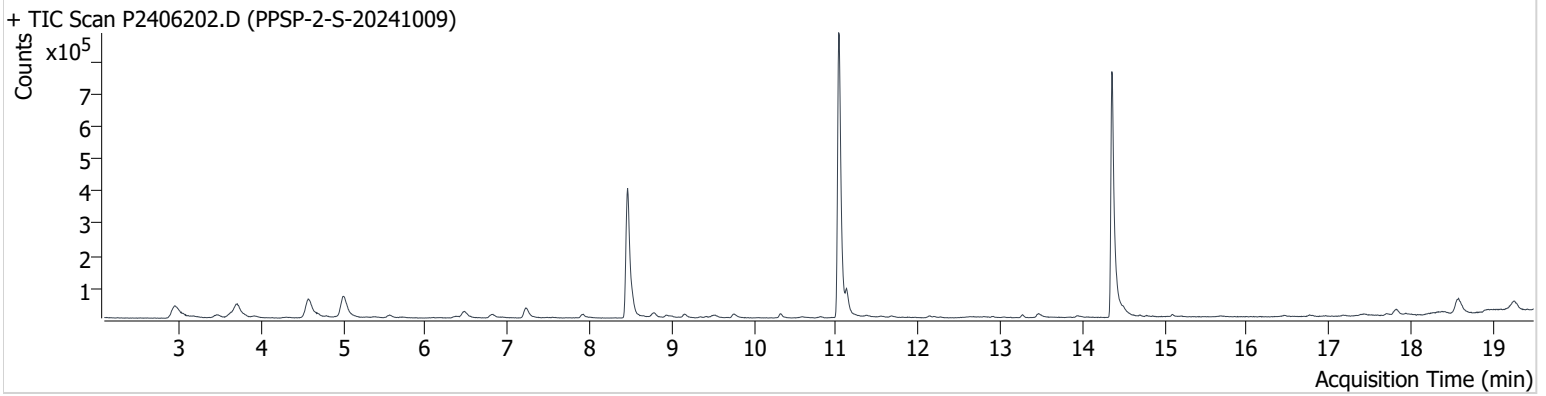


+ Scan (13.908-14.059 min, 25 scans) P2406201.D



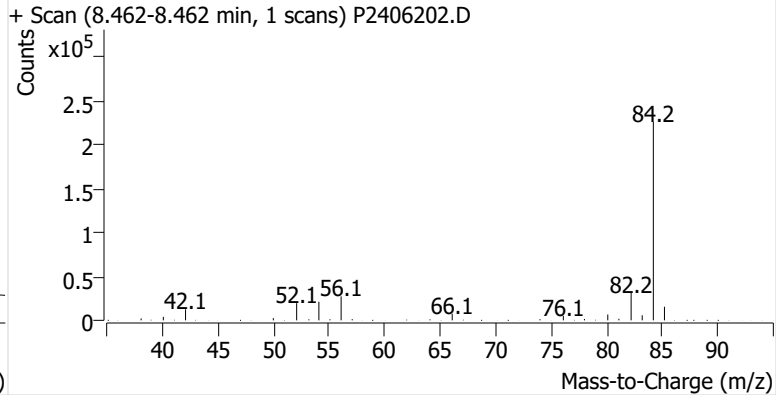
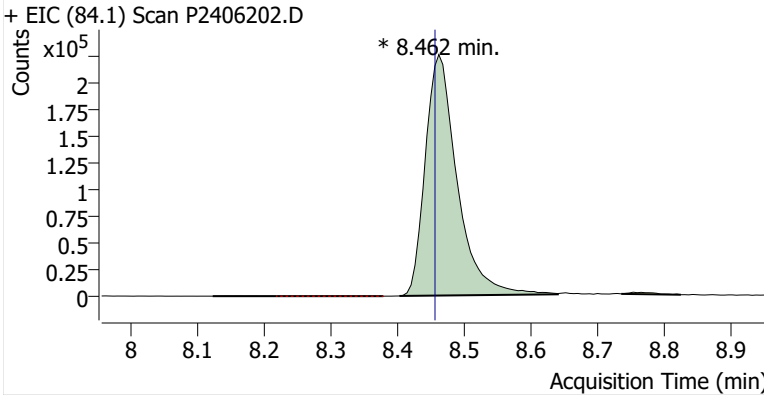
Name PPSP-2-S-20241009
Comment C16132
Data File P2406202.D
Acq. Date-Time 10/24/2024 7:07:56 PM
Acq. Method File M325B-TD35
Tube Sorbent Carbopack X
Analyze Quant Version 12.1
Report Quant Version 12.1

Sample Chromatogram

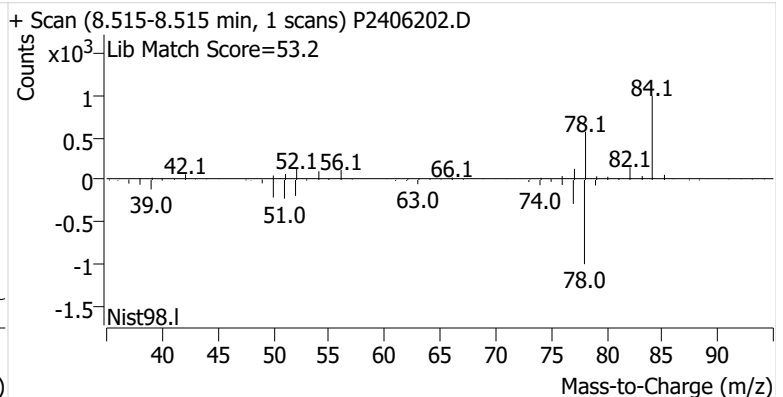
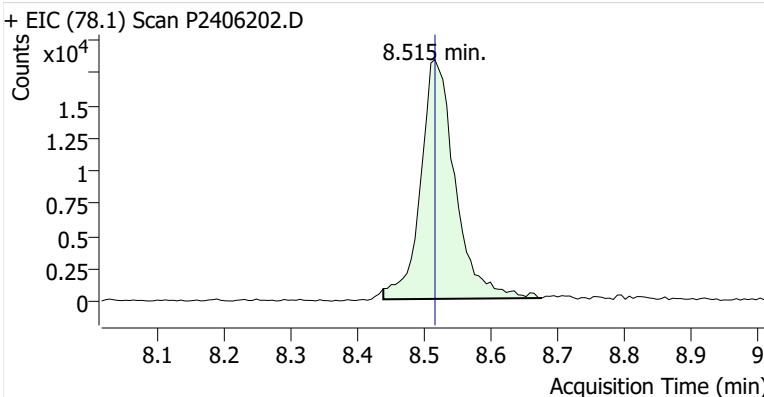


Name	ISTD	RT	ICAL RT	Resp.	Int. Flag
benzene-d6 (IS)		8.462	8.456	746,932	m
Benzene	benzene-d6 (IS)	8.515	8.515	66,088	
Toluene-d8 (IS)		11.032	11.032	1,059,825	
Toluene	Toluene-d8 (IS)	11.127	11.121	80,705	
Ethylbenzene	Toluene-d8 (IS)	13.269	13.252	11,012	
m-/p-Xylene	Toluene-d8 (IS)	13.465	13.459	23,450	
o-Xylene	Toluene-d8 (IS)	13.934	13.922	8,076	

benzene-d6 (IS)

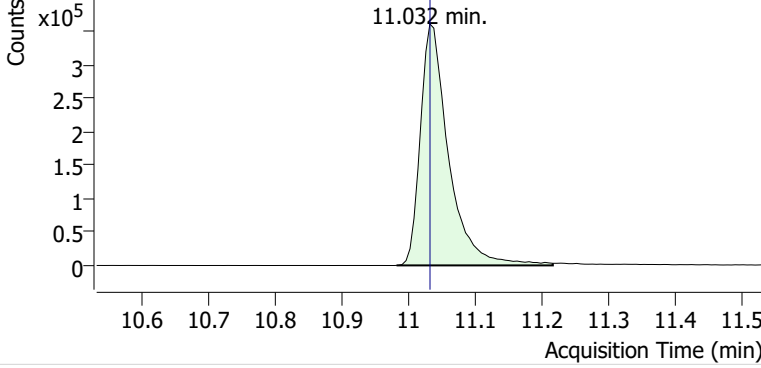


Benzene

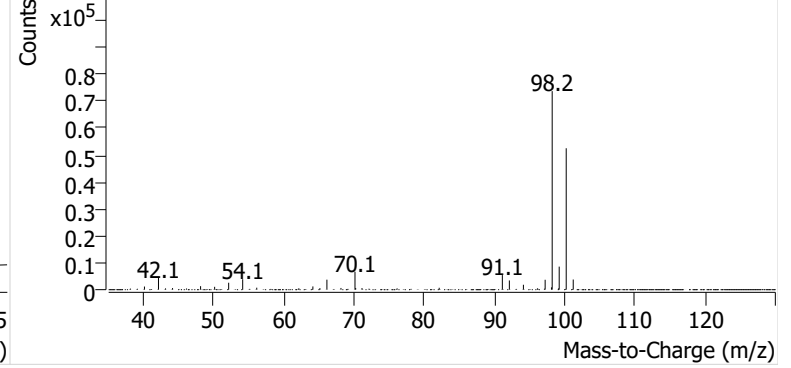


Toluene-d8 (IS)

+ EIC (98.1) Scan P2406202.D

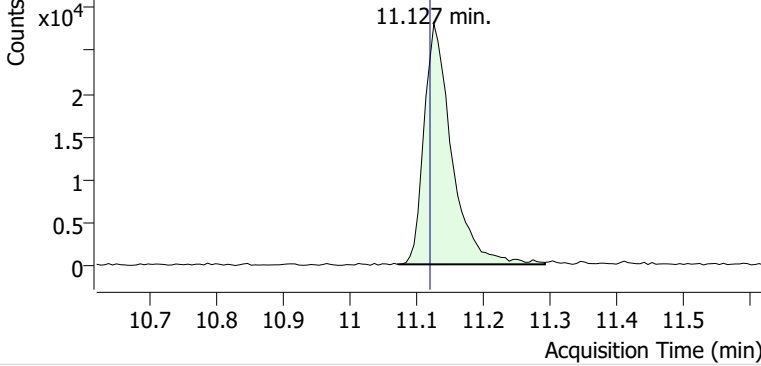


+ Scan (10.982-11.216 min, 40 scans) P2406202.D

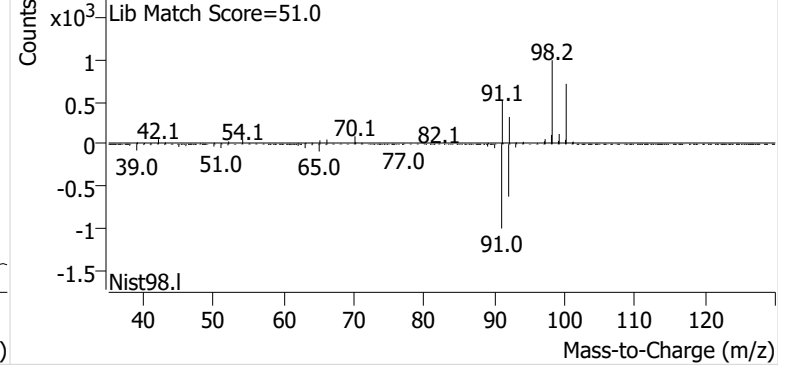


Toluene

+ EIC (91.1) Scan P2406202.D

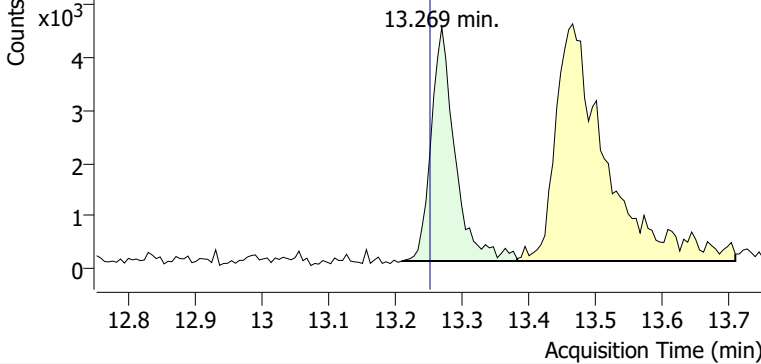


+ Scan (11.073-11.293 min, 38 scans) P2406202.D

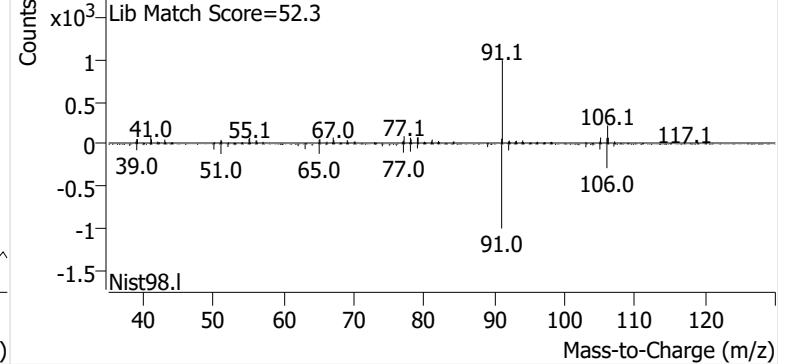


Ethylbenzene

+ EIC (91.1) Scan P2406202.D

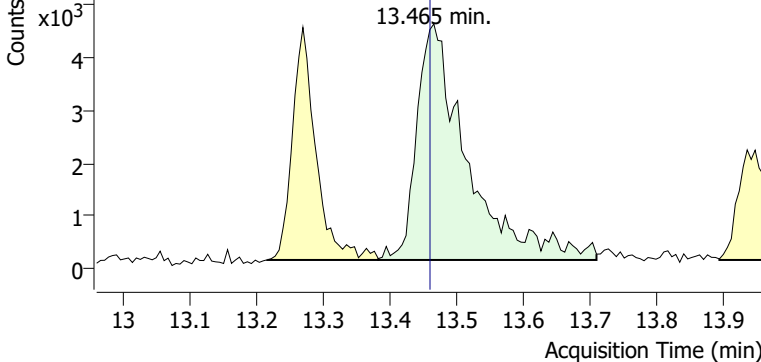


+ Scan (13.210-13.382 min, 30 scans) P2406202.D

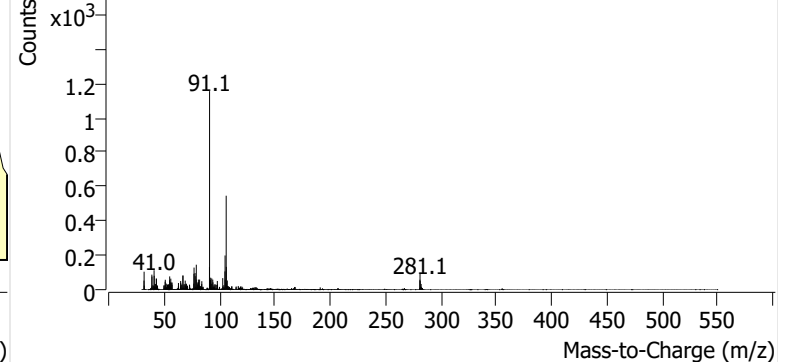


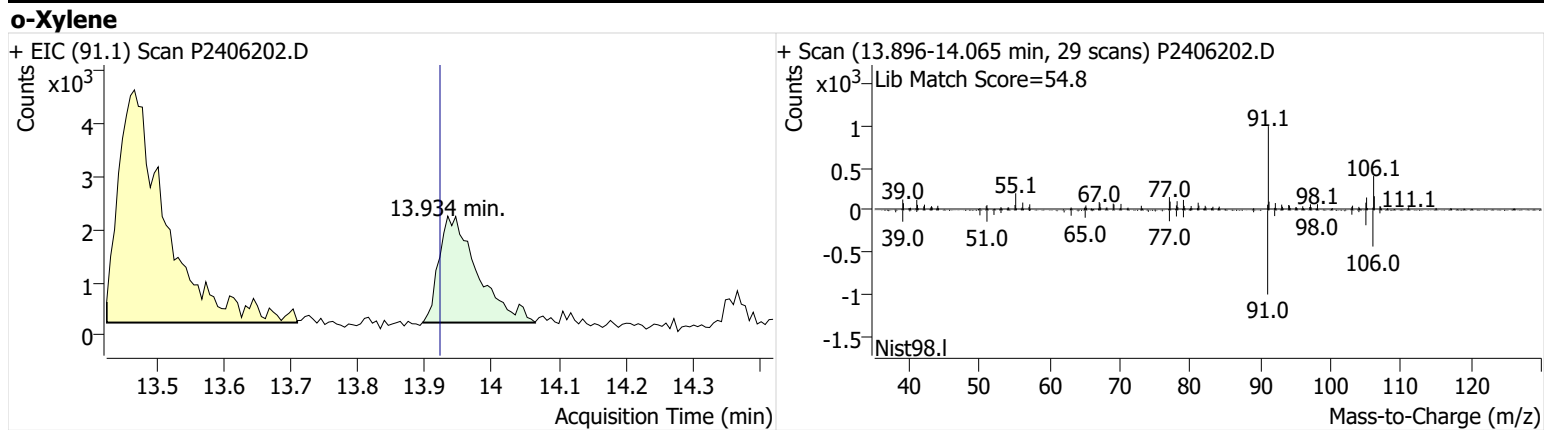
m-/p-Xylene

+ EIC (91.1) Scan P2406202.D



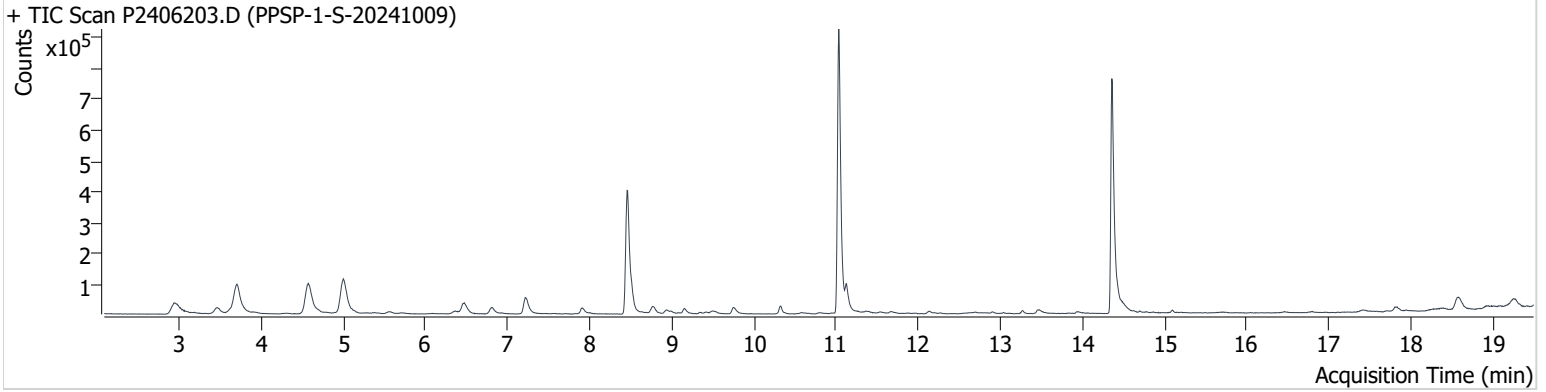
+ Scan (13.382-13.708 min, 56 scans) P2406202.D





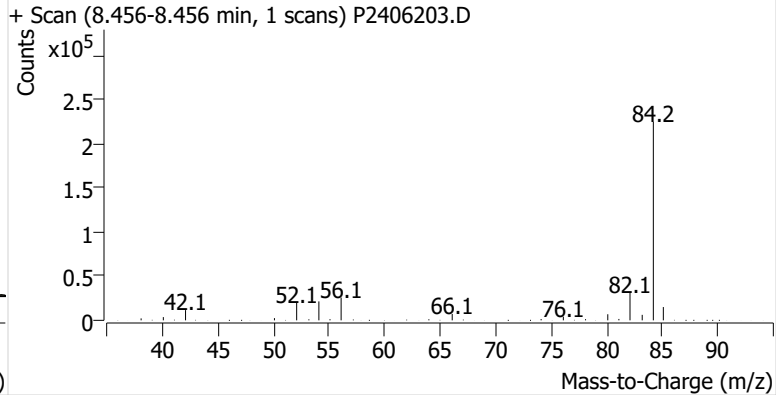
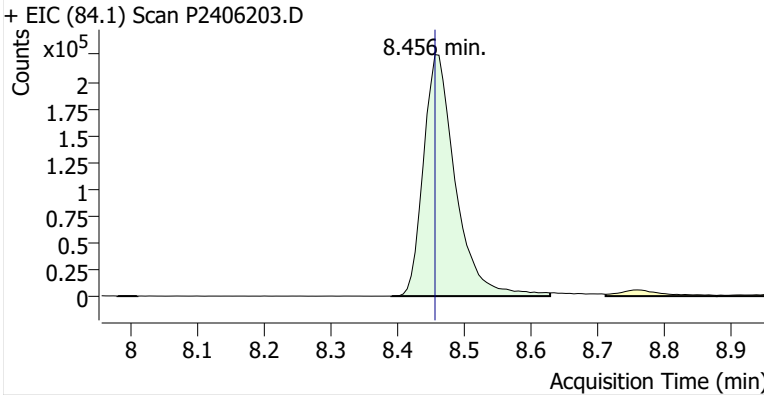
Name PPSP-1-S-20241009
Comment B18802
Data File P2406203.D
Acq. Date-Time 10/24/2024 7:45:14 PM
Acq. Method File M325B-TD35
Tube Sorbent Carbopack X
Analyze Quant Version 12.1
Report Quant Version 12.1

Sample Chromatogram

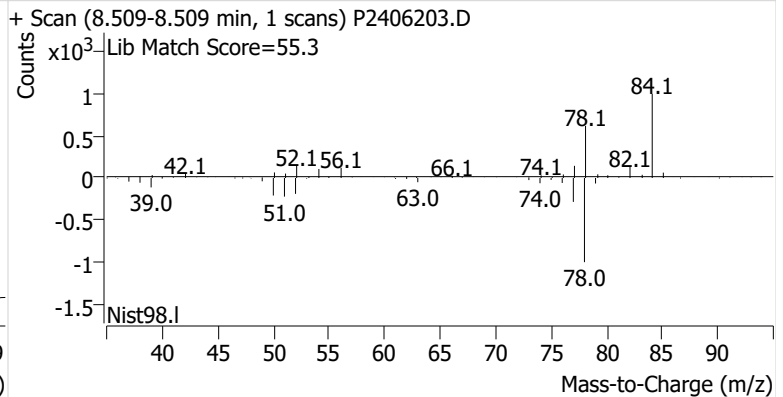
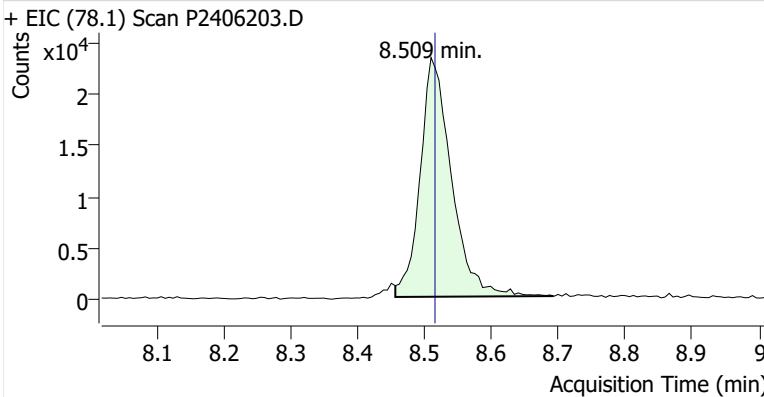


Name	ISTD	RT	ICAL RT	Resp.	Int. Flag
benzene-d6 (IS)		8.456	8.456	748,778	
Benzene	benzene-d6 (IS)	8.509	8.515	76,050	
Toluene-d8 (IS)		11.032	11.032	1,059,742	
Toluene	Toluene-d8 (IS)	11.121	11.121	85,180	
Ethylbenzene	Toluene-d8 (IS)	13.269	13.252	10,942	
m-/p-Xylene	Toluene-d8 (IS)	13.471	13.459	19,677	
o-Xylene	Toluene-d8 (IS)	13.946	13.922	7,584	m

benzene-d6 (IS)

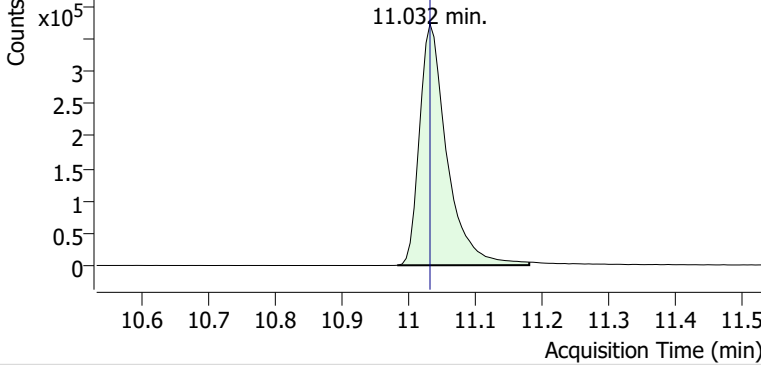


Benzene

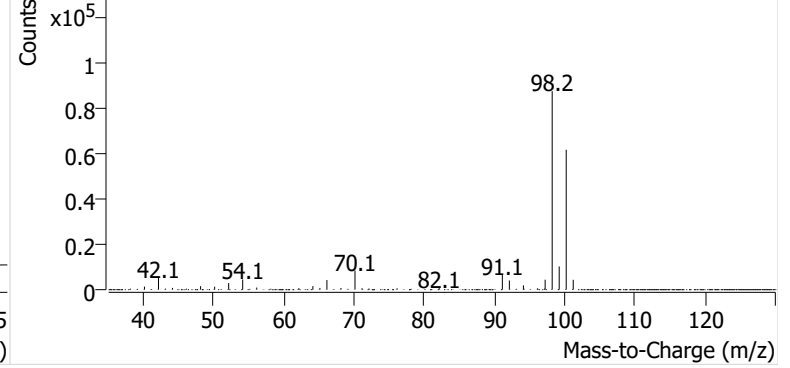


Toluene-d8 (IS)

+ EIC (98.1) Scan P2406203.D

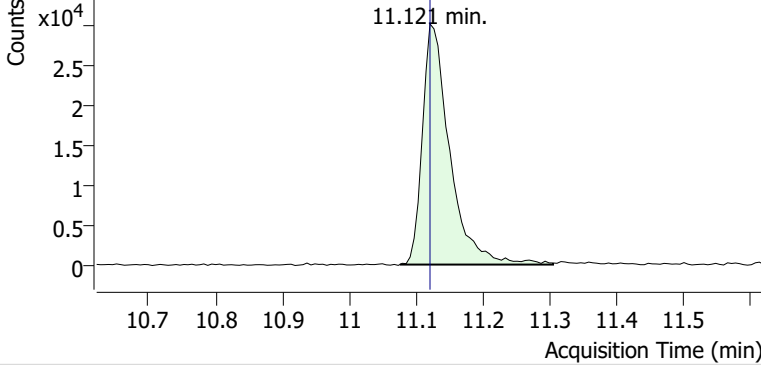


+ Scan (10.983-11.180 min, 34 scans) P2406203.D

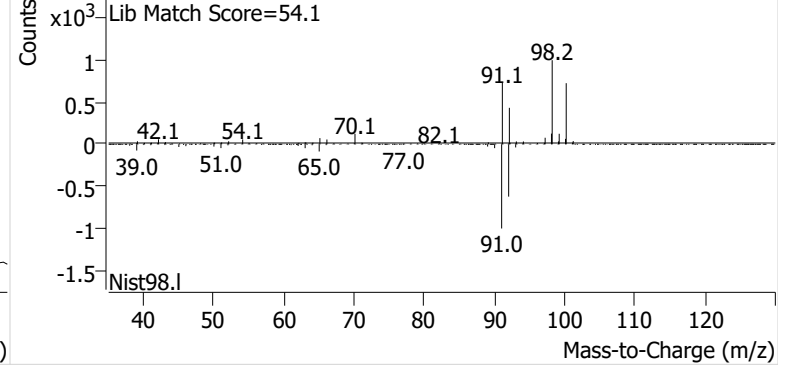


Toluene

+ EIC (91.1) Scan P2406203.D

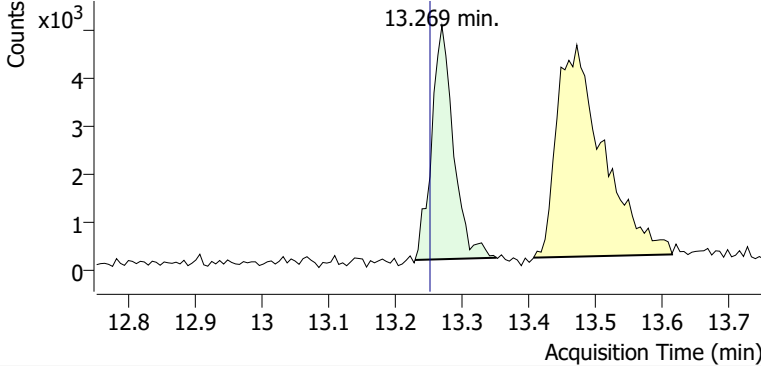


+ Scan (11.076-11.305 min, 39 scans) P2406203.D

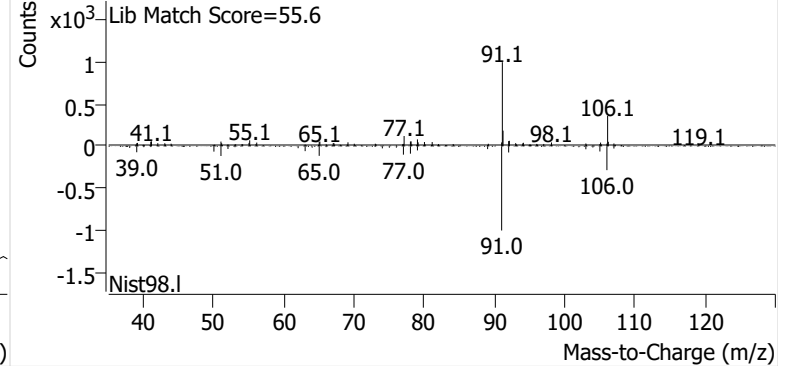


Ethylbenzene

+ EIC (91.1) Scan P2406203.D

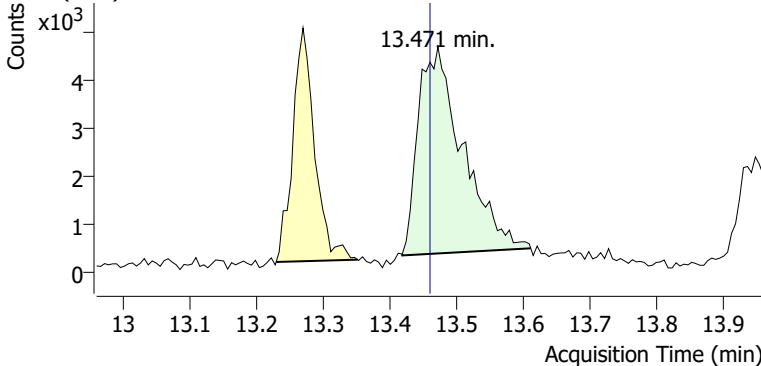


+ Scan (13.229-13.351 min, 20 scans) P2406203.D

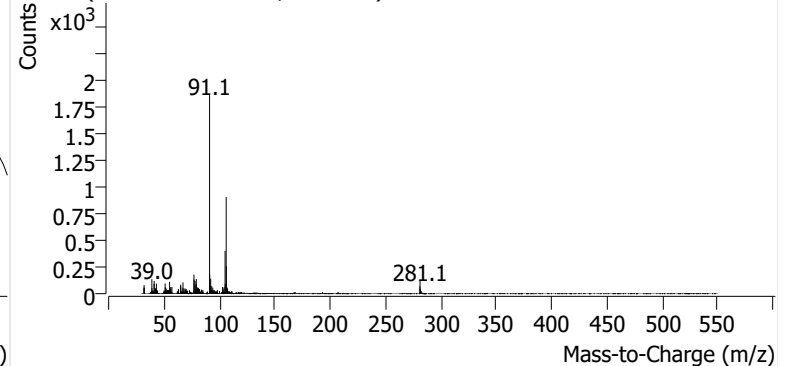


m-/p-Xylene

+ EIC (91.1) Scan P2406203.D

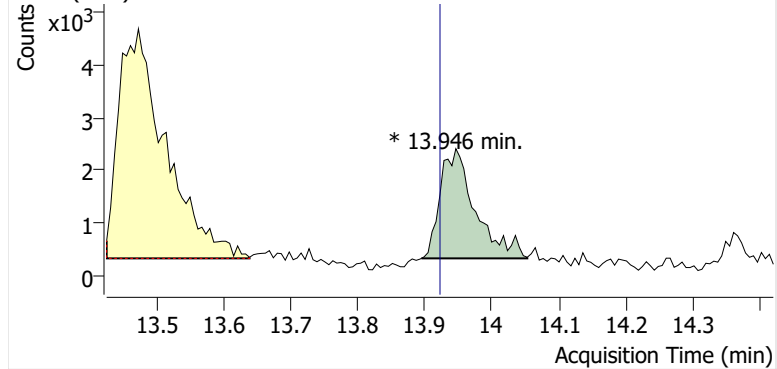


+ Scan (13.418-13.610 min, 33 scans) P2406203.D

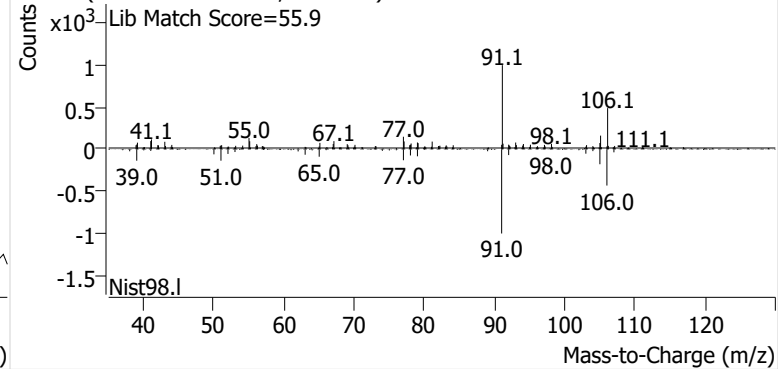


o-Xylene

+ EIC (91.1) Scan P2406203.D

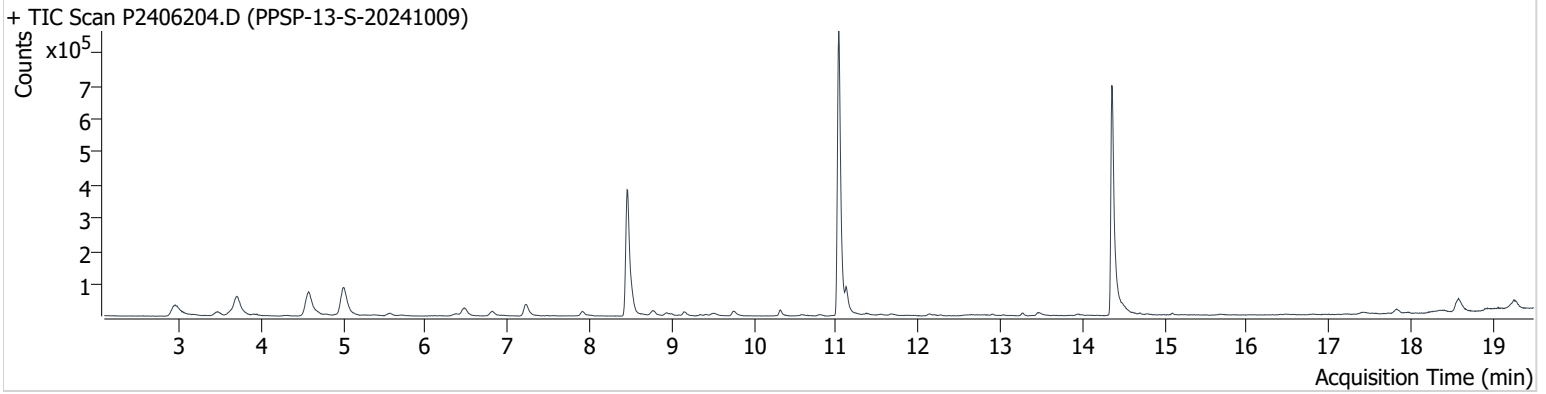


+ Scan (13.894-14.053 min, 27 scans) P2406203.D



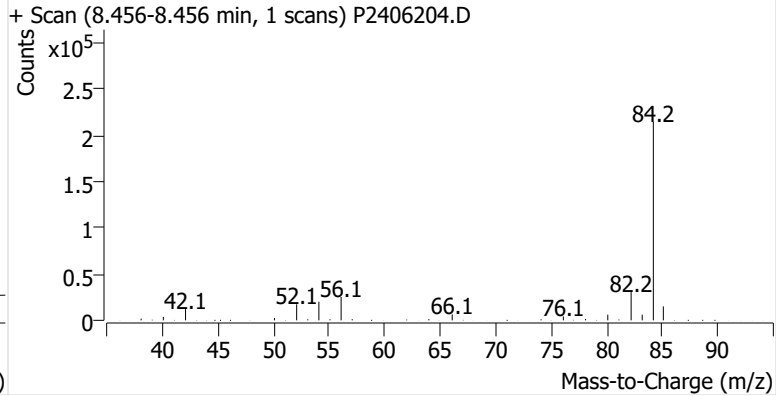
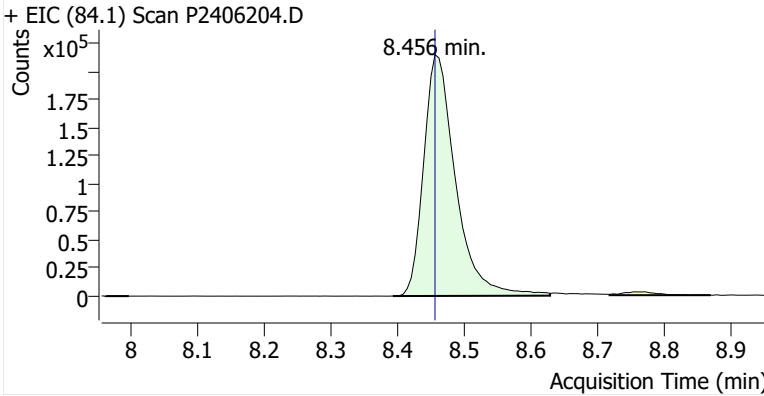
Name PPSP-13-S-20241009
Comment B32894
Data File P2406204.D
Acq. Date-Time 10/24/2024 8:22:32 PM
Acq. Method File M325B-TD35
Tube Sorbent Carbopack X
Analyze Quant Version 12.1
Report Quant Version 12.1

Sample Chromatogram

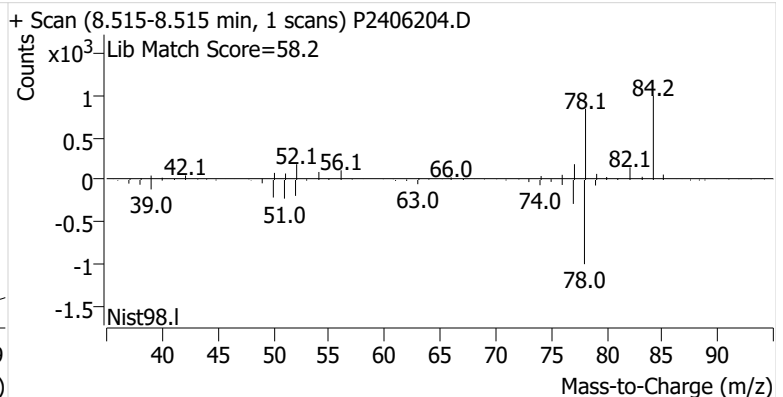
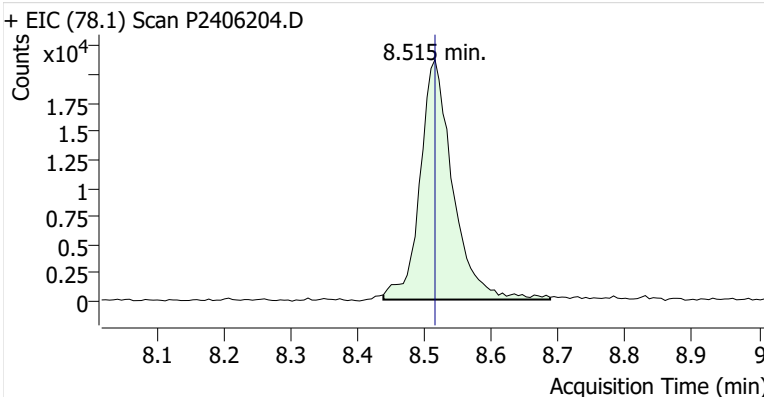


Name	ISTD	RT	ICAL RT	Resp.	Int. Flag
benzene-d6 (IS)		8.456	8.456	711,847	
Benzene	benzene-d6 (IS)	8.515	8.515	72,339	
Toluene-d8 (IS)		11.032	11.032	997,419	
Toluene	Toluene-d8 (IS)	11.127	11.121	74,269	
Ethylbenzene	Toluene-d8 (IS)	13.264	13.252	8,534	
m-/p-Xylene	Toluene-d8 (IS)	13.471	13.459	16,544	
o-Xylene	Toluene-d8 (IS)	13.946	13.922	6,951	

benzene-d6 (IS)

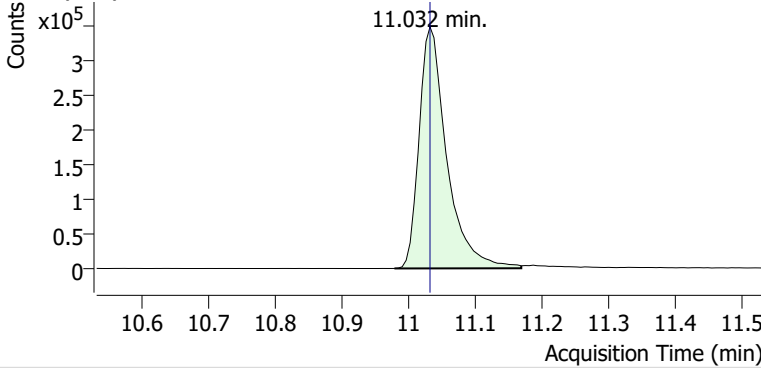


Benzene

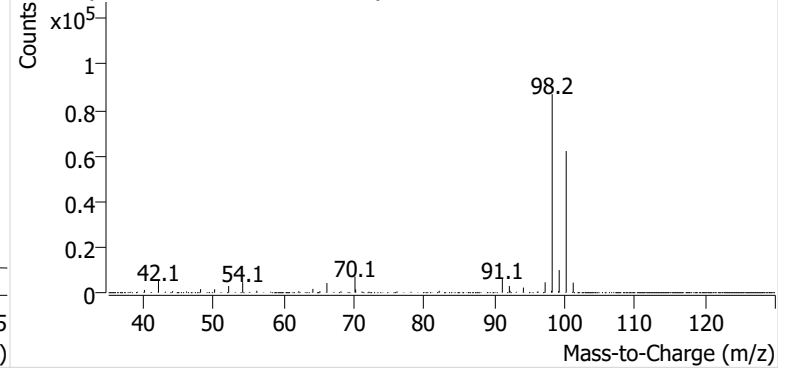


Toluene-d8 (IS)

+ EIC (98.1) Scan P2406204.D

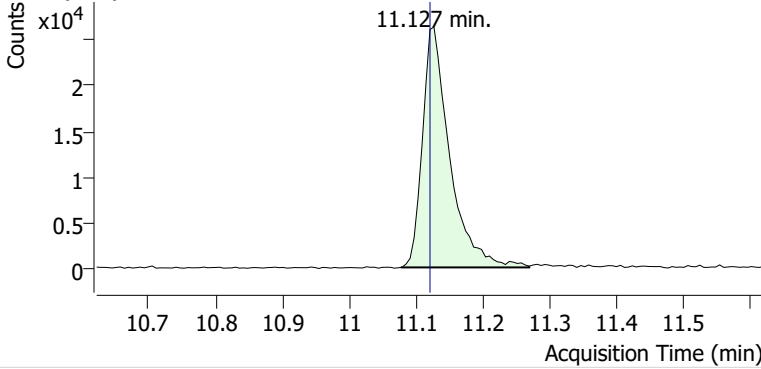


+ Scan (10.979-11.168 min, 32 scans) P2406204.D

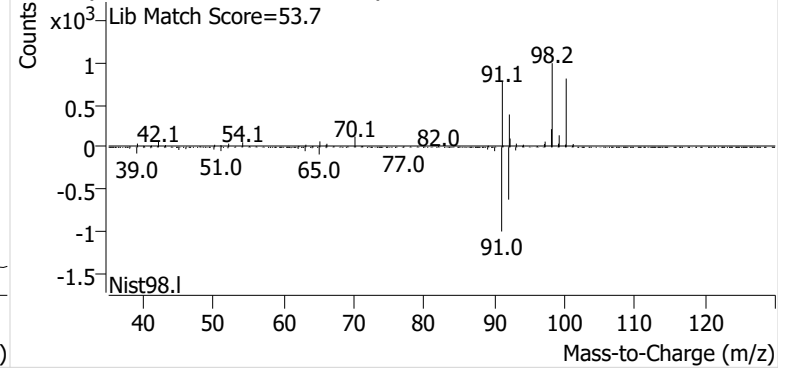


Toluene

+ EIC (91.1) Scan P2406204.D

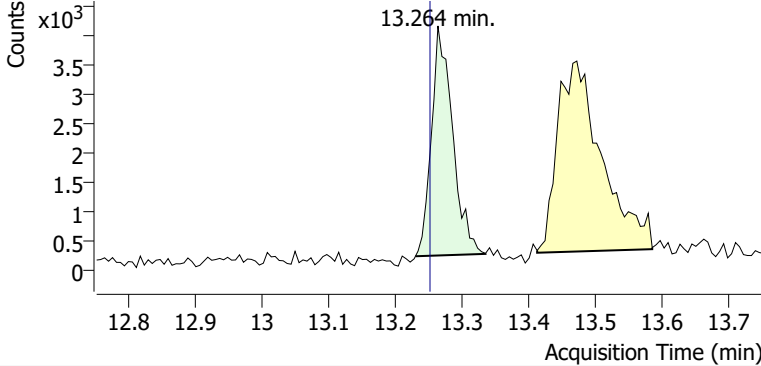


+ Scan (11.077-11.269 min, 33 scans) P2406204.D

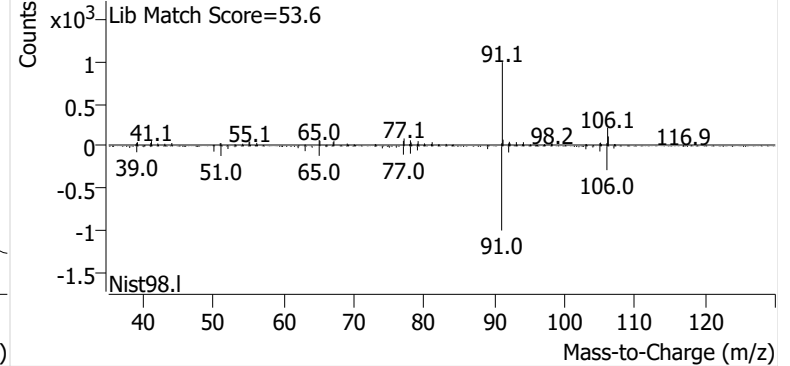


Ethylbenzene

+ EIC (91.1) Scan P2406204.D

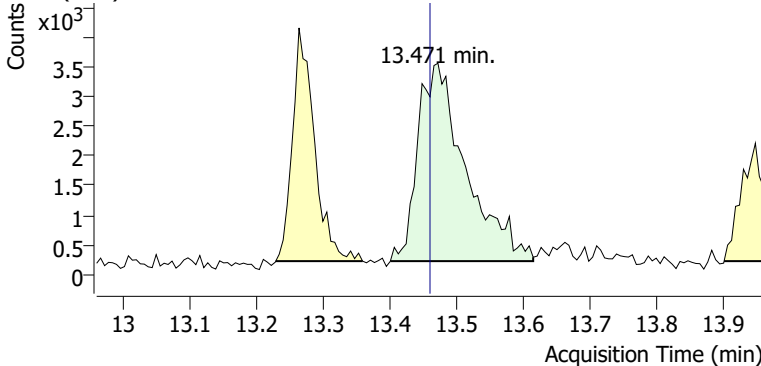


+ Scan (13.230-13.335 min, 18 scans) P2406204.D

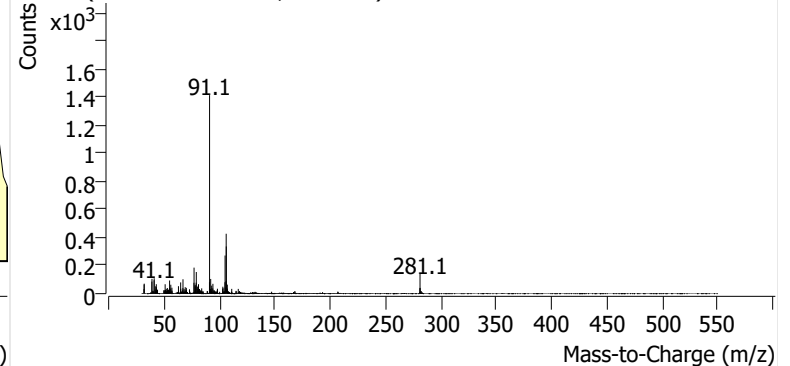


m-/p-Xylene

+ EIC (91.1) Scan P2406204.D

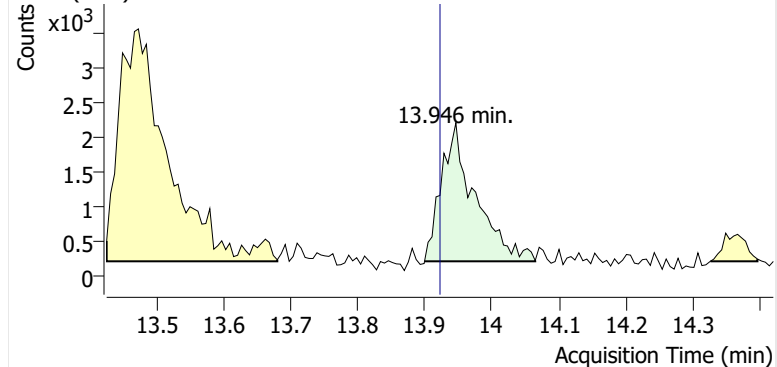


+ Scan (13.400-13.614 min, 36 scans) P2406204.D

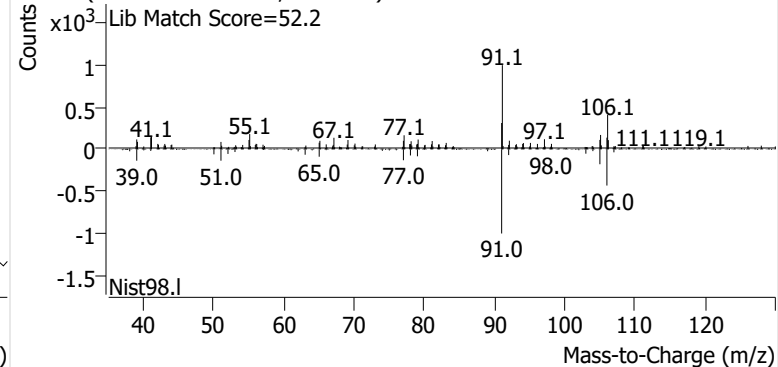


o-Xylene

+ EIC (91.1) Scan P2406204.D

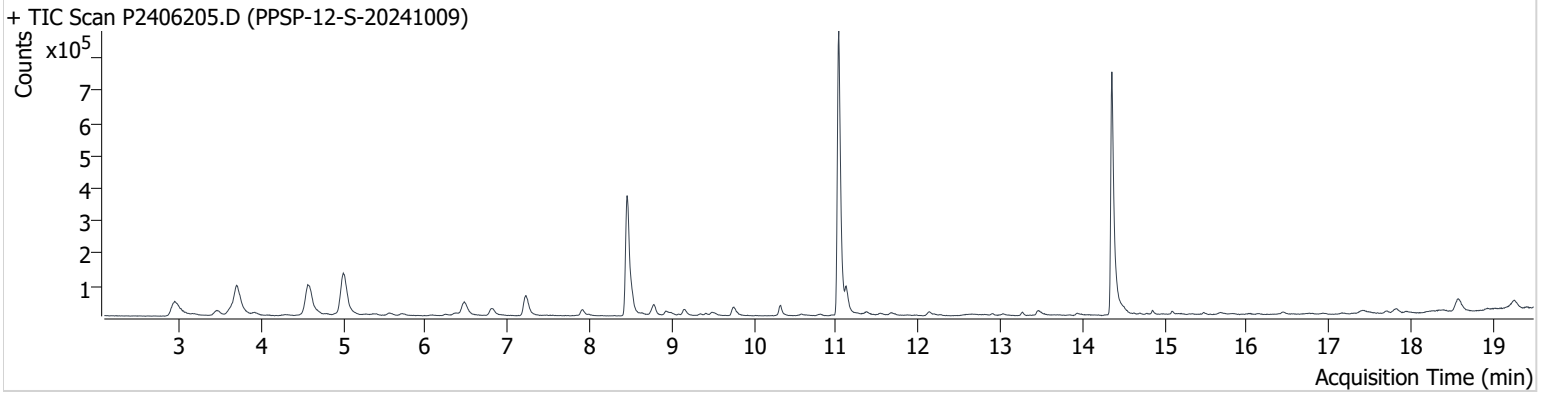


+ Scan (13.899-14.065 min, 28 scans) P2406204.D



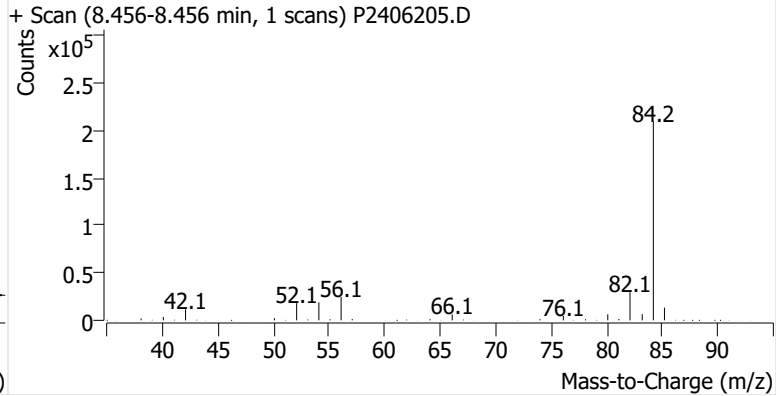
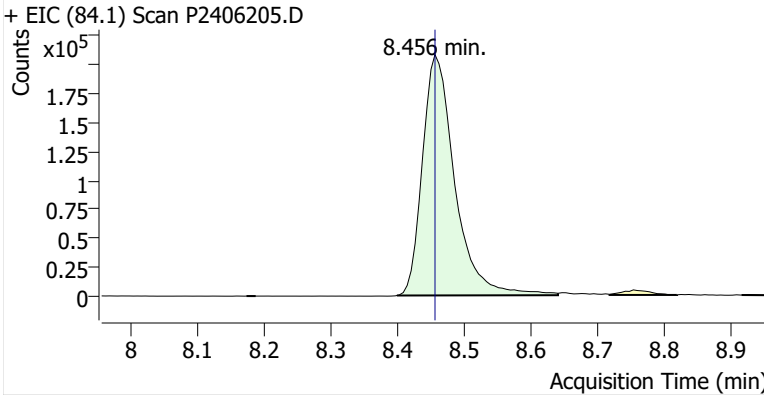
Name PPSP-12-S-20241009
Comment C43283
Data File P2406205.D
Acq. Date-Time 10/24/2024 8:59:50 PM
Acq. Method File M325B-TD35
Tube Sorbent Carbopack X
Analyze Quant Version 12.1
Report Quant Version 12.1

Sample Chromatogram

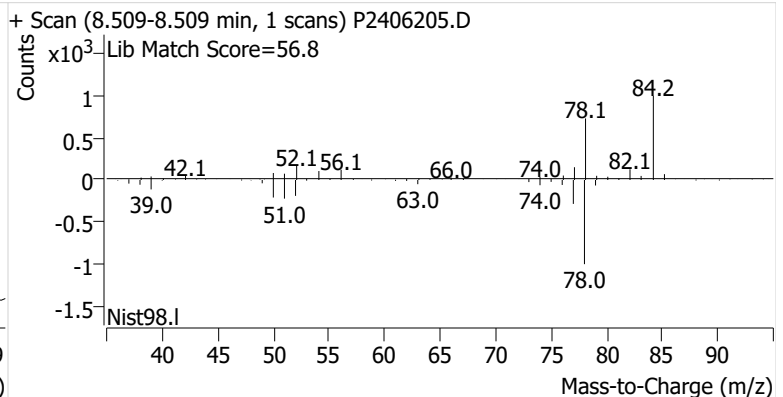
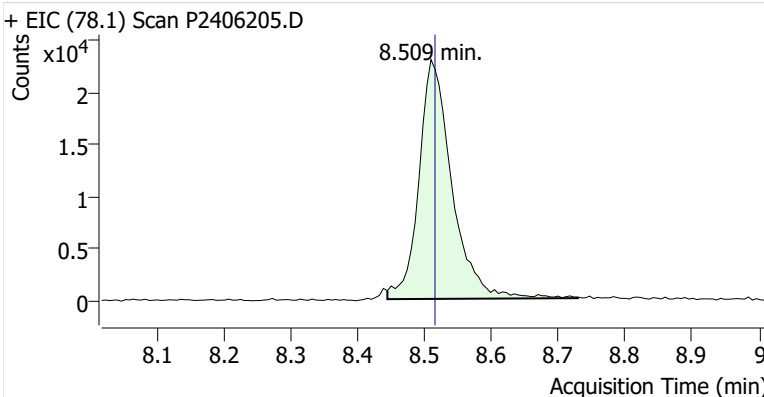


Name	ISTD	RT	ICAL RT	Resp.	Int. Flag
benzene-d6 (IS)		8.456	8.456	699,380	
Benzene	benzene-d6 (IS)	8.509	8.515	78,716	
Toluene-d8 (IS)		11.032	11.032	1,010,125	
Toluene	Toluene-d8 (IS)	11.121	11.121	80,823	
Ethylbenzene	Toluene-d8 (IS)	13.263	13.252	10,563	
m-/p-Xylene	Toluene-d8 (IS)	13.459	13.459	28,102	
o-Xylene	Toluene-d8 (IS)	13.934	13.922	10,572	

benzene-d6 (IS)

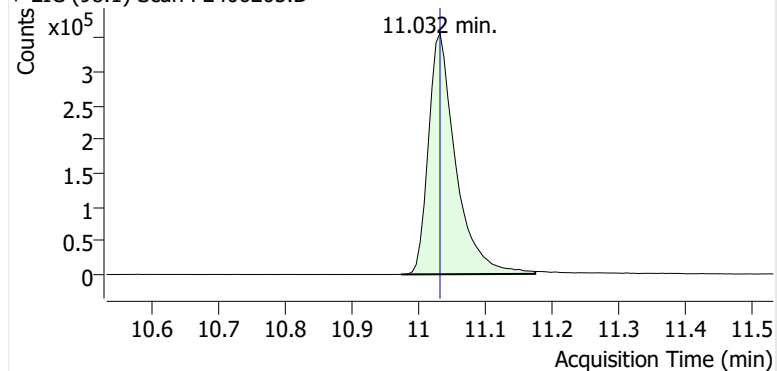


Benzene

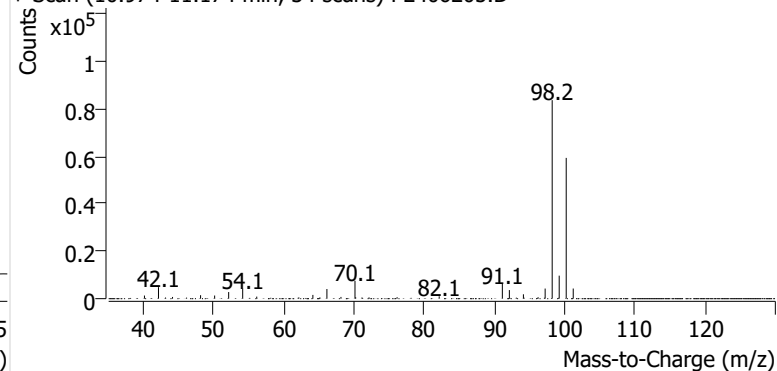


Toluene-d8 (IS)

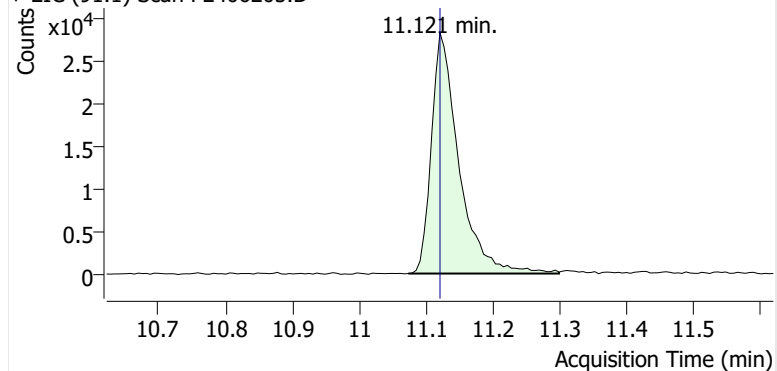
+ EIC (98.1) Scan P2406205.D



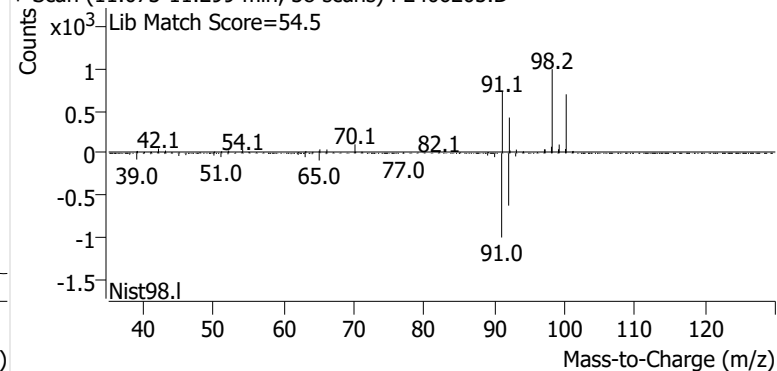
+ Scan (10.974-11.174 min, 34 scans) P2406205.D

**Toluene**

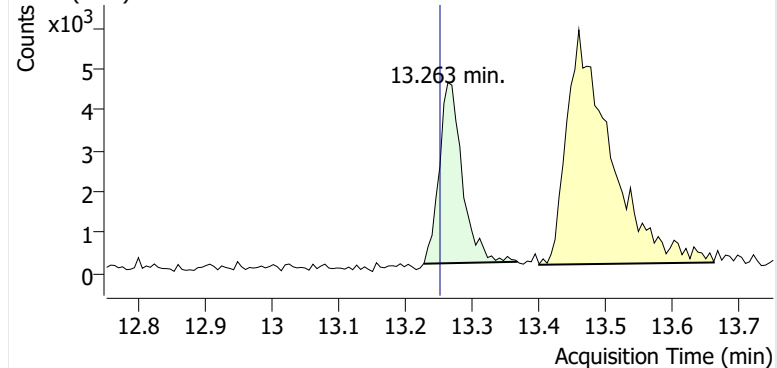
+ EIC (91.1) Scan P2406205.D



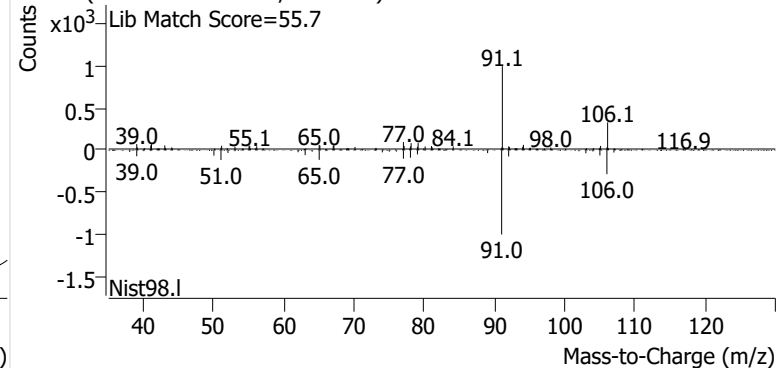
+ Scan (11.073-11.299 min, 38 scans) P2406205.D

**Ethylbenzene**

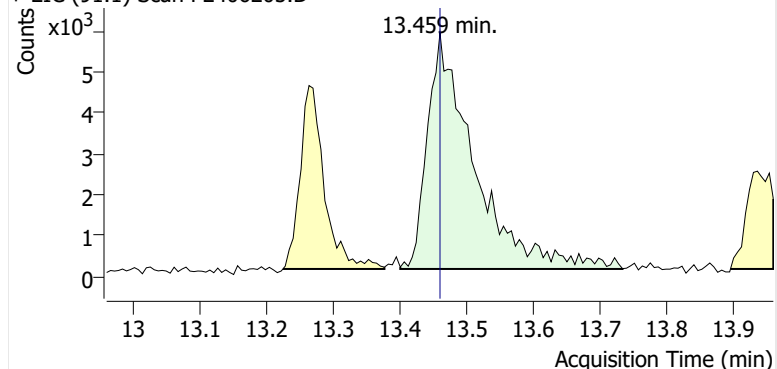
+ EIC (91.1) Scan P2406205.D



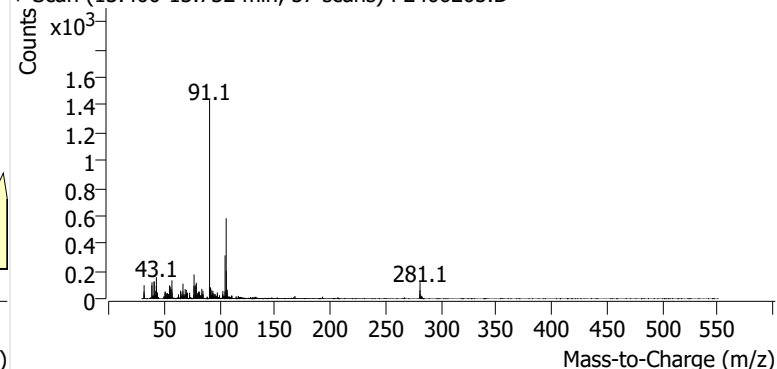
+ Scan (13.227-13.368 min, 24 scans) P2406205.D

**m-/p-Xylene**

+ EIC (91.1) Scan P2406205.D

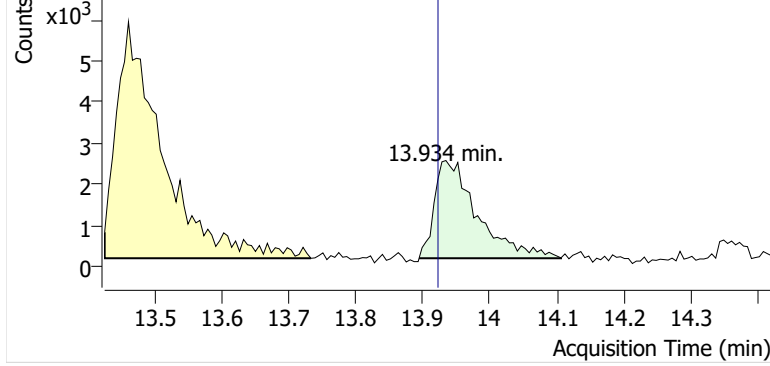


+ Scan (13.400-13.732 min, 57 scans) P2406205.D

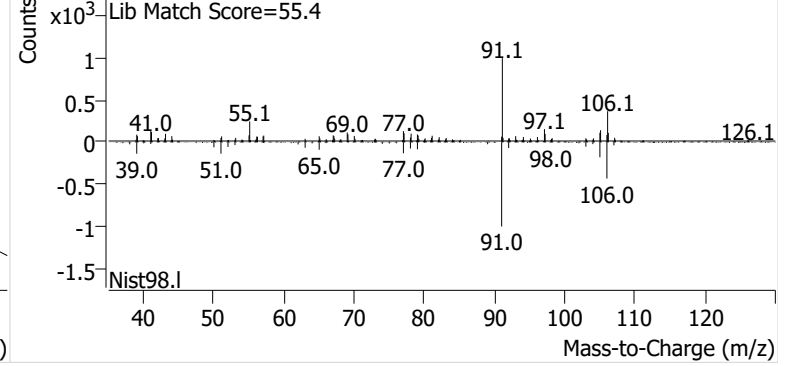


o-Xylene

+ EIC (91.1) Scan P2406205.D

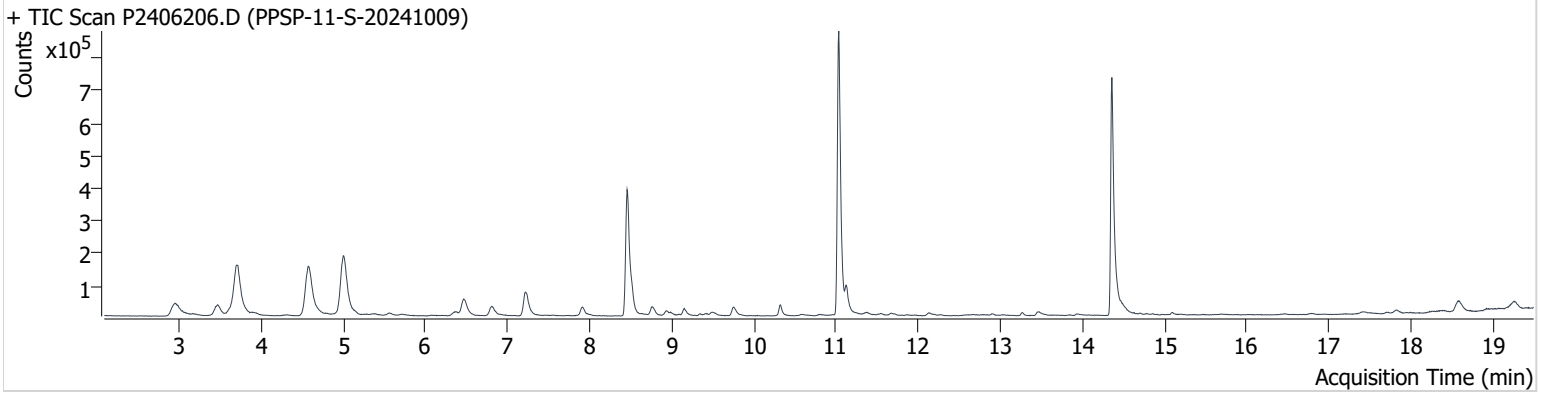


+ Scan (13.894-14.106 min, 36 scans) P2406205.D



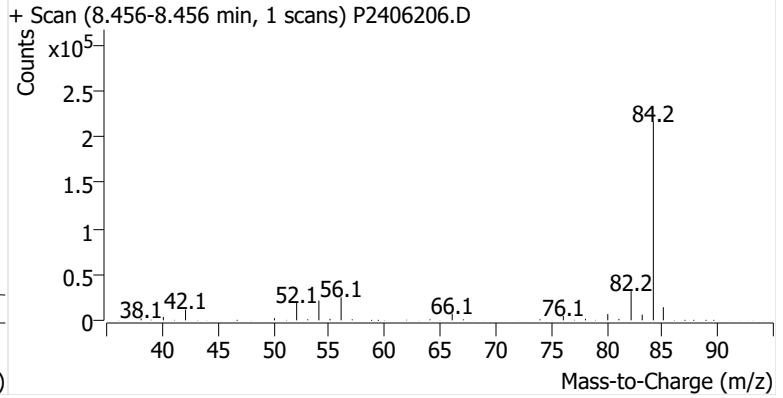
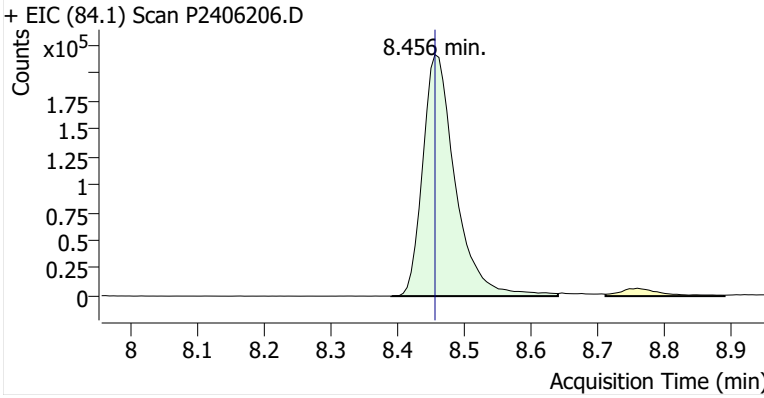
Name PPSP-11-S-20241009
Comment B49470
Data File P2406206.D
Acq. Date-Time 10/24/2024 9:37:07 PM
Acq. Method File M325B-TD35
Tube Sorbent Carbopack X
Analyze Quant Version 12.1
Report Quant Version 12.1

Sample Chromatogram

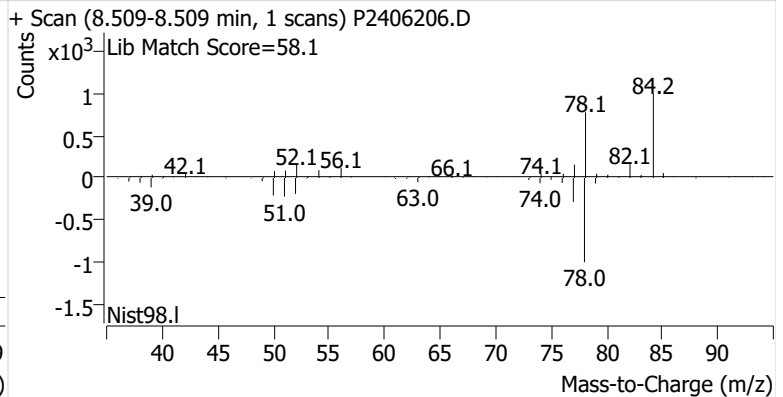
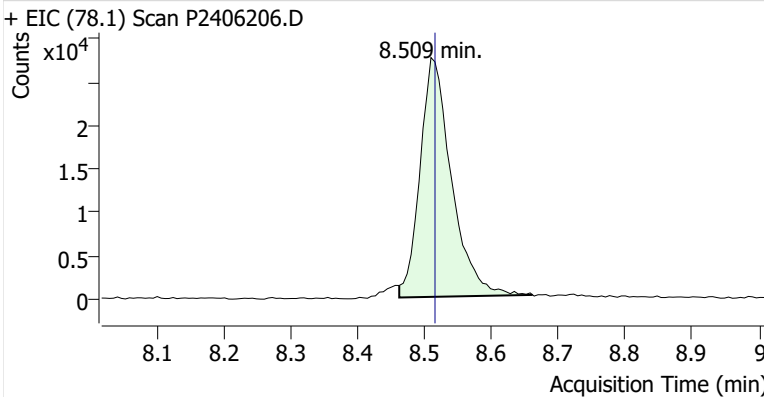


Name	ISTD	RT	ICAL RT	Resp.	Int. Flag
benzene-d6 (IS)		8.456	8.456	732,863	
Benzene	benzene-d6 (IS)	8.509	8.515	90,407	
Toluene-d8 (IS)		11.032	11.032	1,030,678	
Toluene	Toluene-d8 (IS)	11.127	11.121	83,184	
Ethylbenzene	Toluene-d8 (IS)	13.269	13.252	10,687	
m-/p-Xylene	Toluene-d8 (IS)	13.471	13.459	23,418	
o-Xylene	Toluene-d8 (IS)	13.940	13.922	7,823	

benzene-d6 (IS)

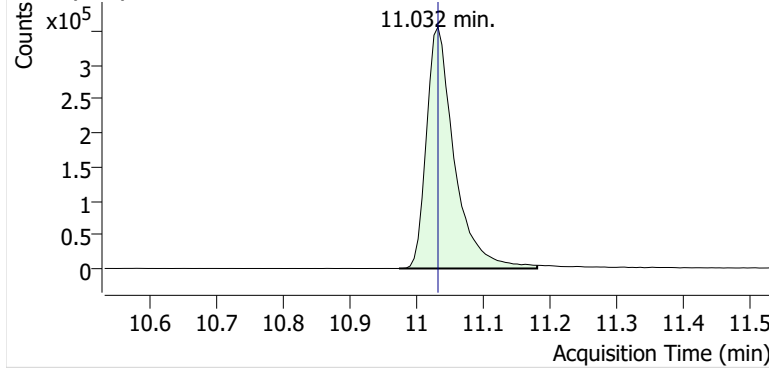


Benzene

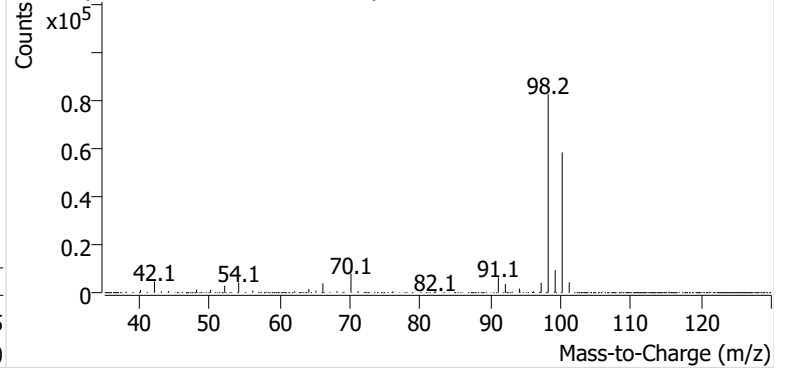


Toluene-d8 (IS)

+ EIC (98.1) Scan P2406206.D

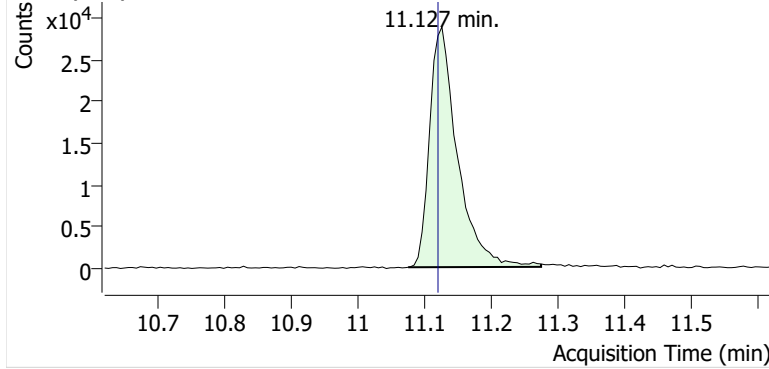


+ Scan (10.973-11.180 min, 35 scans) P2406206.D

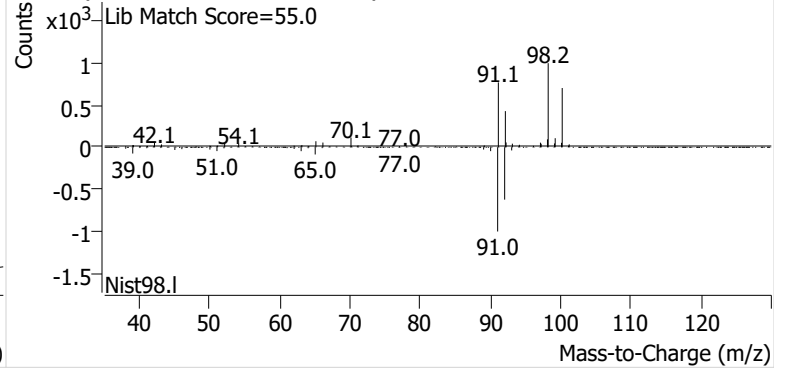


Toluene

+ EIC (91.1) Scan P2406206.D

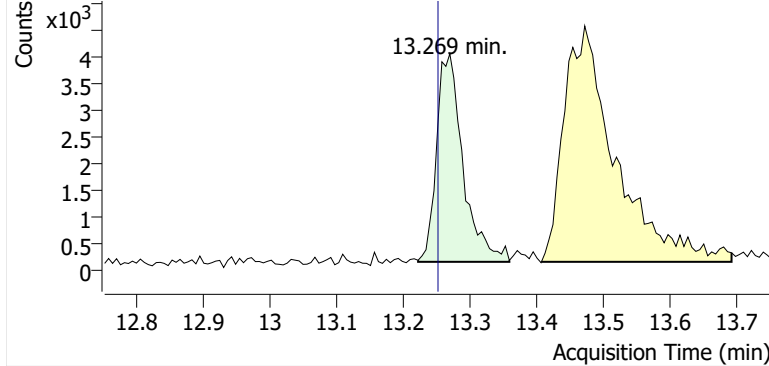


+ Scan (11.076-11.275 min, 34 scans) P2406206.D

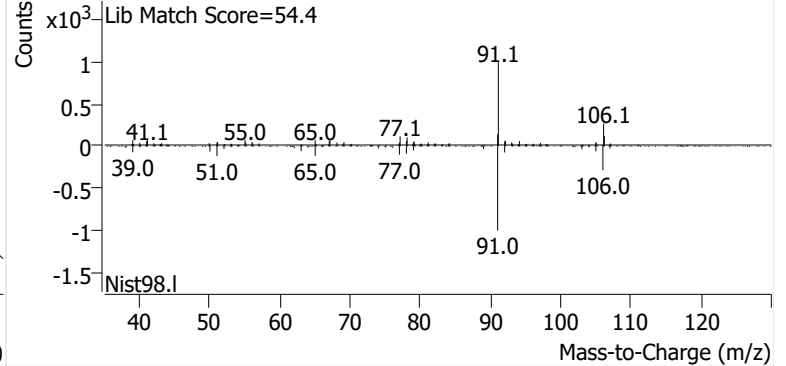


Ethylbenzene

+ EIC (91.1) Scan P2406206.D

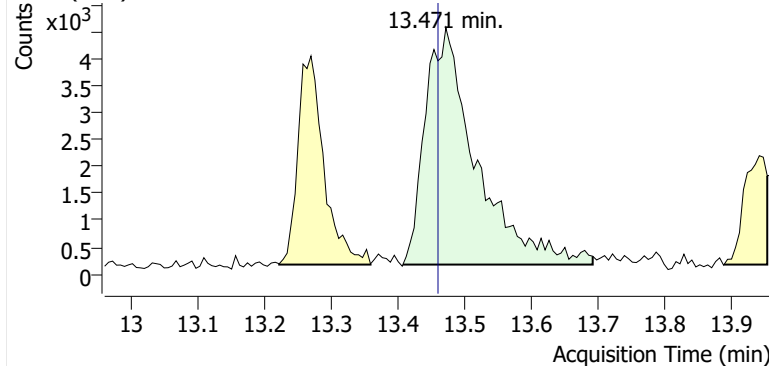


+ Scan (13.222-13.358 min, 24 scans) P2406206.D

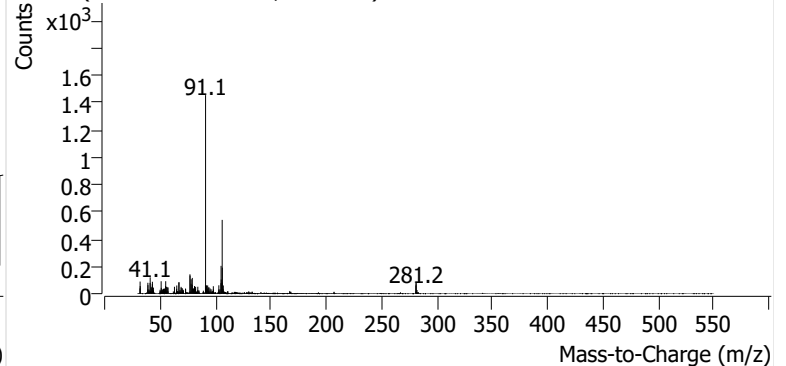


m-/p-Xylene

+ EIC (91.1) Scan P2406206.D

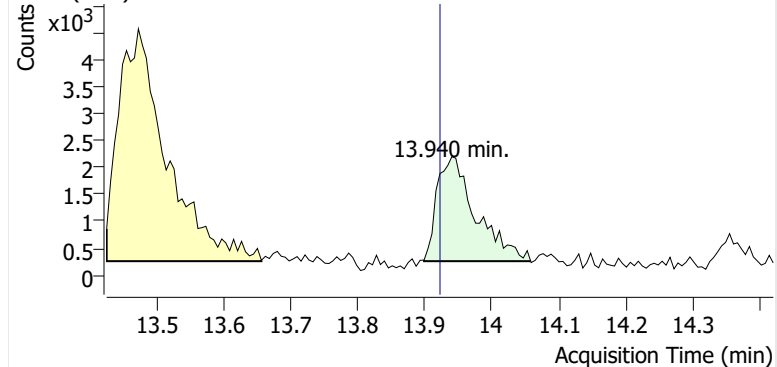


+ Scan (13.407-13.691 min, 48 scans) P2406206.D

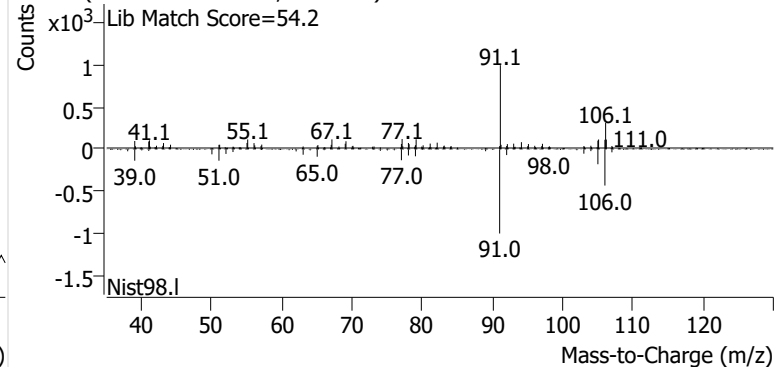


o-Xylene

+ EIC (91.1) Scan P2406206.D

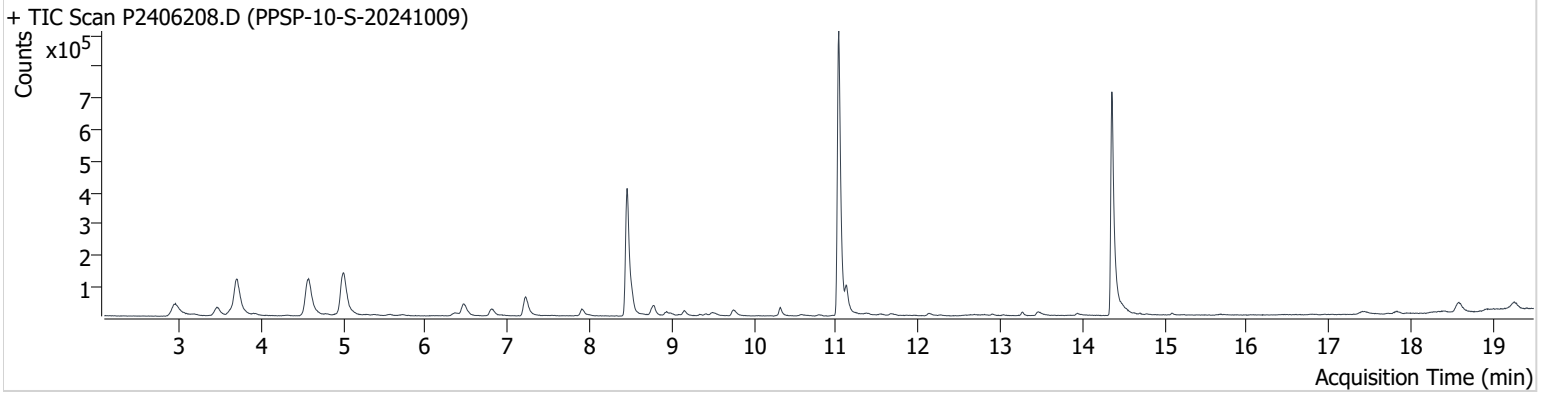


+ Scan (13.899-14.058 min, 27 scans) P2406206.D



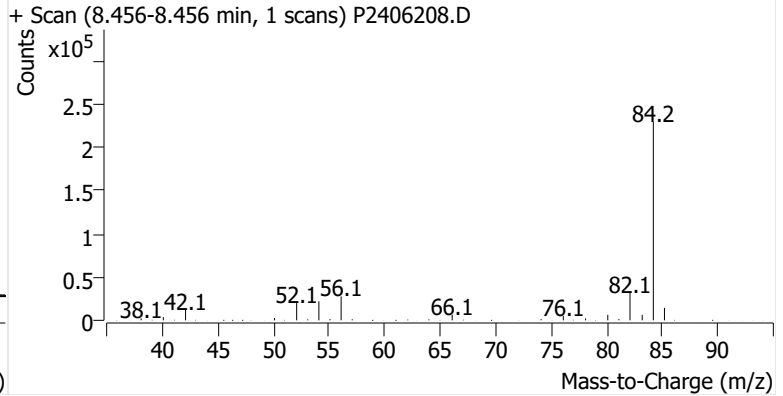
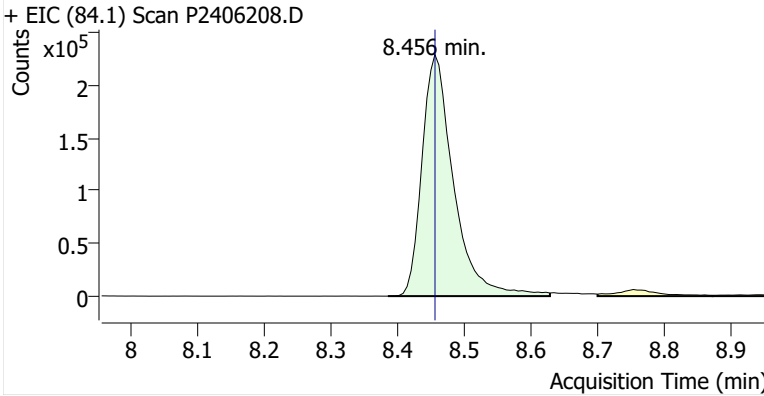
Name PPSP-10-S-20241009
Comment B43783
Data File P2406208.D
Acq. Date-Time 10/24/2024 10:52:42 PM
Acq. Method File M325B-TD35
Tube Sorbent Carbopack X
Analyze Quant Version 12.1
Report Quant Version 12.1

Sample Chromatogram

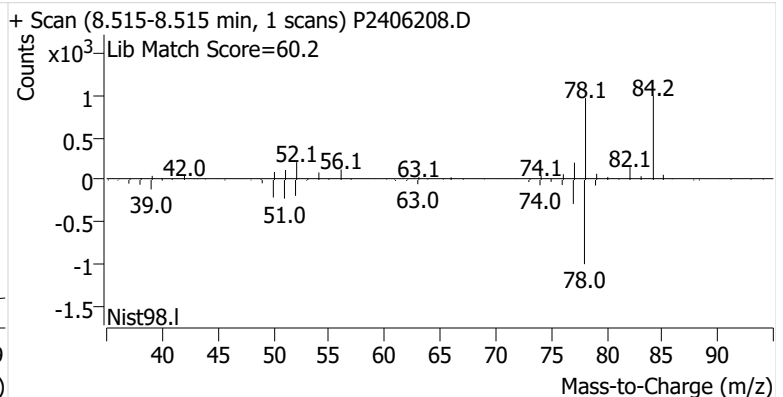
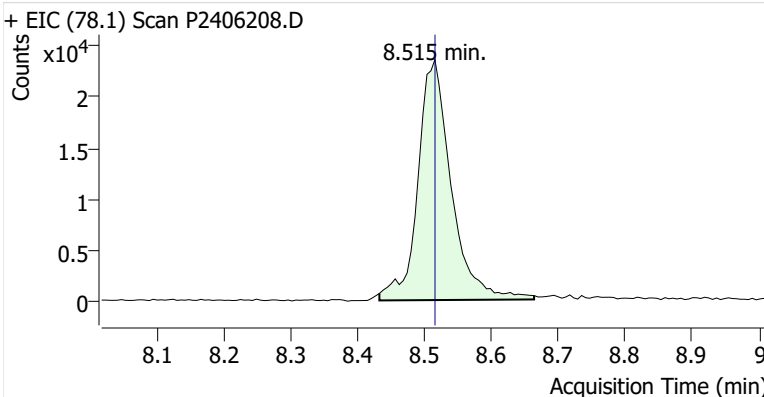


Name	ISTD	RT	ICAL RT	Resp.	Int. Flag
benzene-d6 (IS)		8.456	8.456	750,936	
Benzene	benzene-d6 (IS)	8.515	8.515	81,781	
Toluene-d8 (IS)		11.032	11.032	1,051,641	
Toluene	Toluene-d8 (IS)	11.127	11.121	88,891	
Ethylbenzene	Toluene-d8 (IS)	13.269	13.252	11,752	
m-/p-Xylene	Toluene-d8 (IS)	13.453	13.459	18,245	
o-Xylene	Toluene-d8 (IS)	13.940	13.922	10,154	m

benzene-d6 (IS)

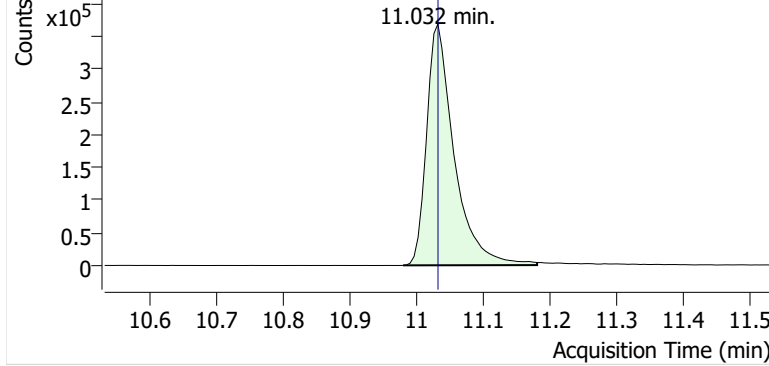


Benzene

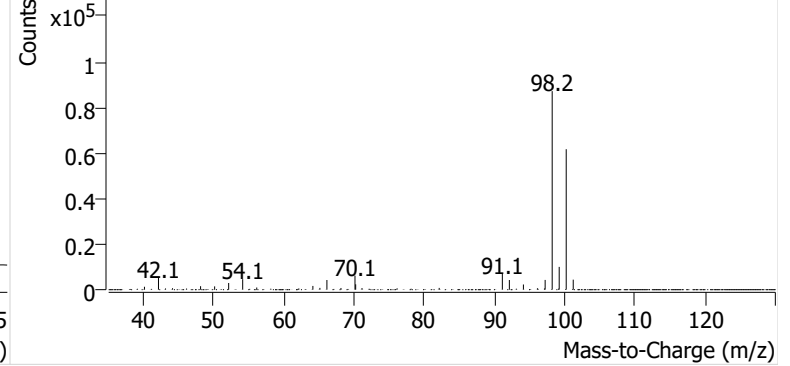


Toluene-d8 (IS)

+ EIC (98.1) Scan P2406208.D

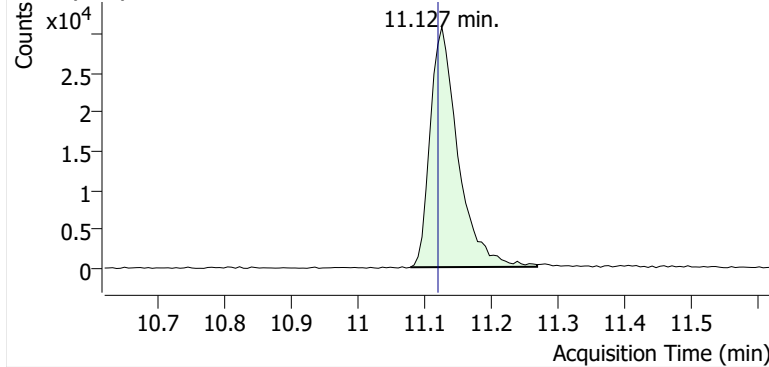


+ Scan (10.980-11.180 min, 34 scans) P2406208.D

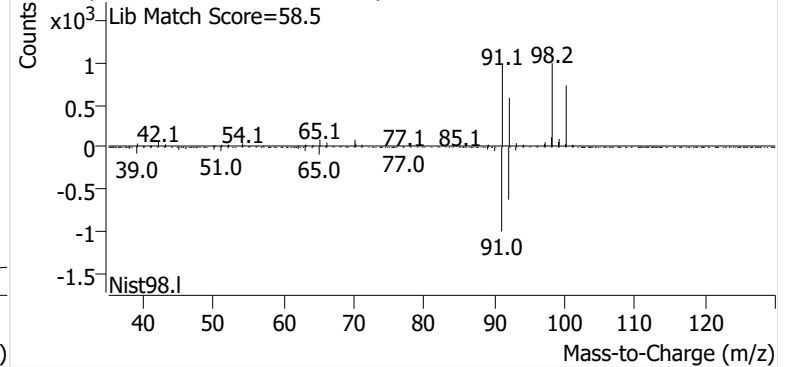


Toluene

+ EIC (91.1) Scan P2406208.D

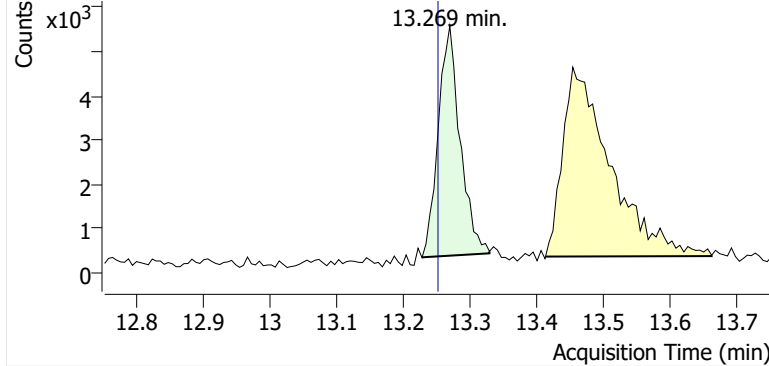


+ Scan (11.079-11.269 min, 32 scans) P2406208.D

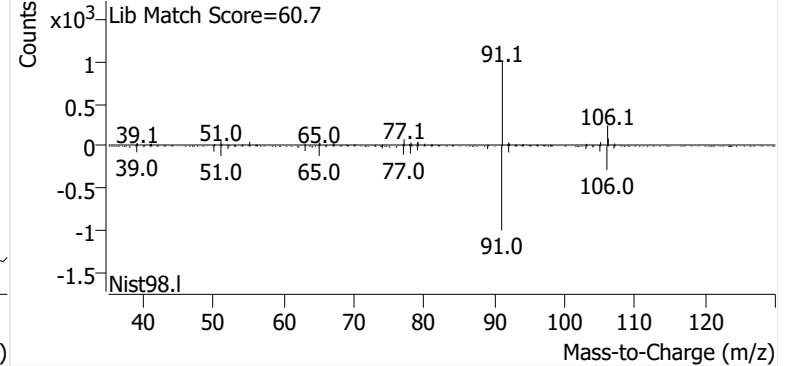


Ethylbenzene

+ EIC (91.1) Scan P2406208.D

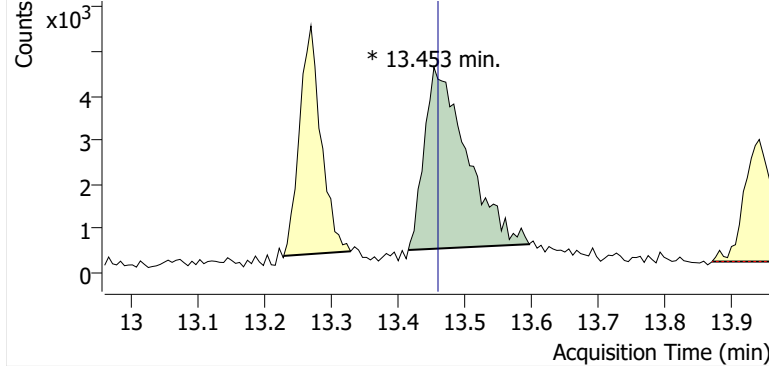


+ Scan (13.228-13.329 min, 17 scans) P2406208.D

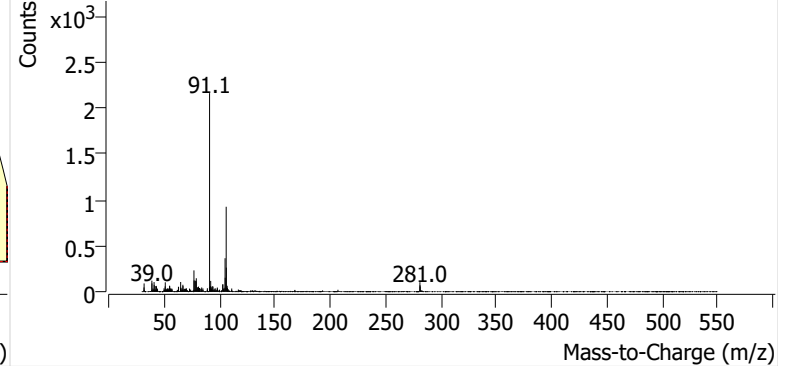


m-/p-Xylene

+ EIC (91.1) Scan P2406208.D

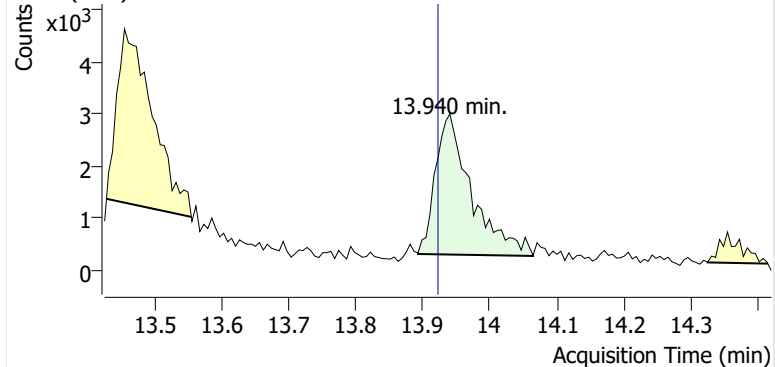


+ Scan (13.415-13.596 min, 31 scans) P2406208.D

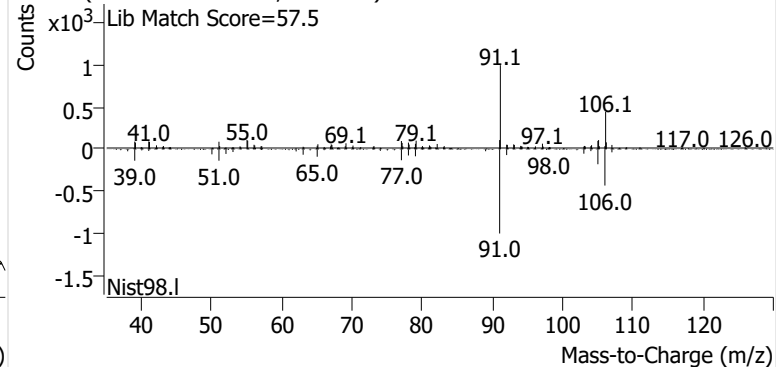


o-Xylene

+ EIC (91.1) Scan P2406208.D

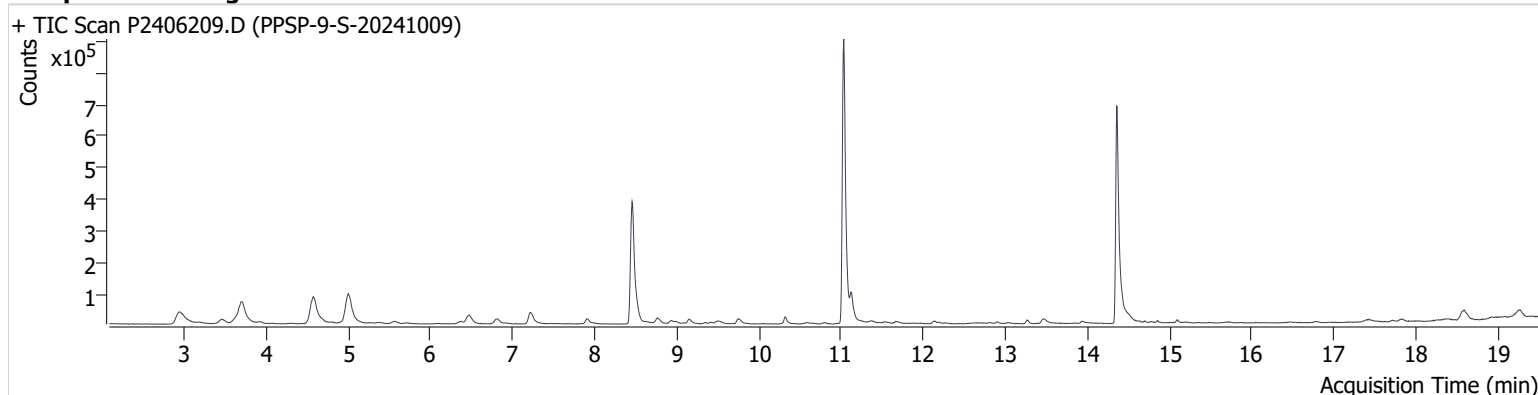


+ Scan (13.893-14.065 min, 30 scans) P2406208.D



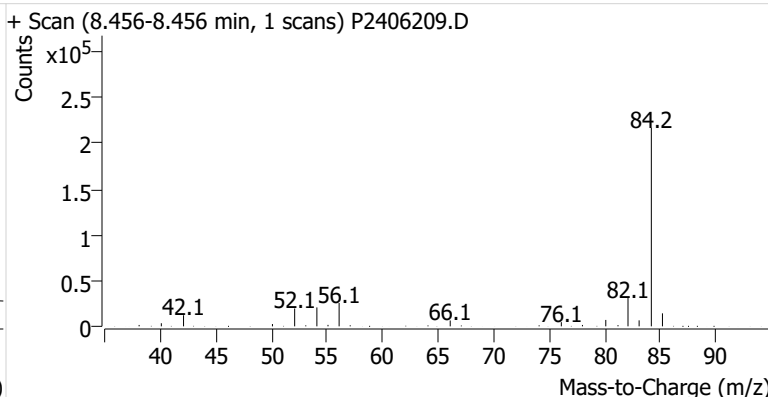
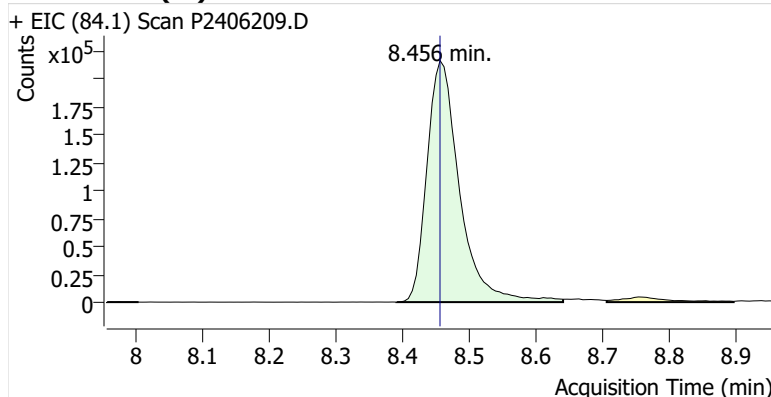
Name PPSP-9-S-20241009
Comment B43745
Data File P2406209.D
Acq. Date-Time 10/24/2024 11:30:35 PM
Acq. Method File M325B-TD35
Tube Sorbent Carbopack X
Analyze Quant Version 12.1
Report Quant Version 12.1

Sample Chromatogram

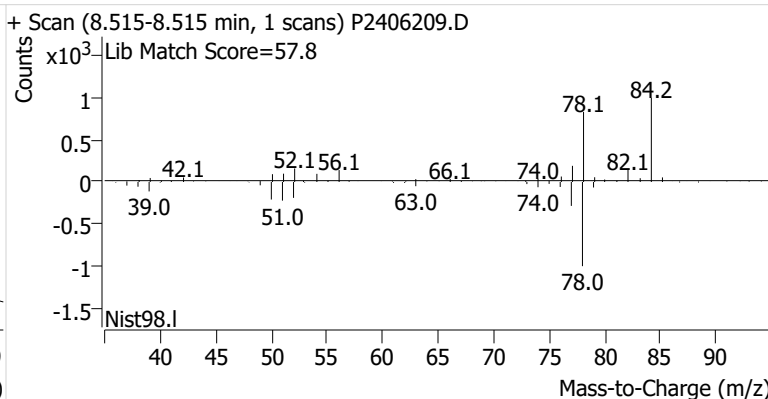
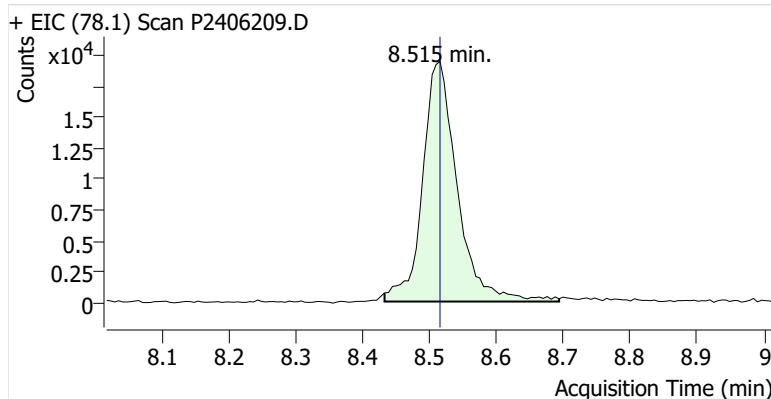


Name	ISTD	RT	ICAL RT	Resp.	Int. Flag
benzene-d6 (IS)		8.456	8.456	733,858	
Benzene	benzene-d6 (IS)	8.515	8.515	69,877	
Toluene-d8 (IS)		11.032	11.032	1,043,662	
Toluene	Toluene-d8 (IS)	11.127	11.121	93,703	
Ethylbenzene	Toluene-d8 (IS)	13.264	13.252	13,970	
m-/p-Xylene	Toluene-d8 (IS)	13.460	13.459	28,167	
o-Xylene	Toluene-d8 (IS)	13.928	13.922	10,948	

benzene-d6 (IS)

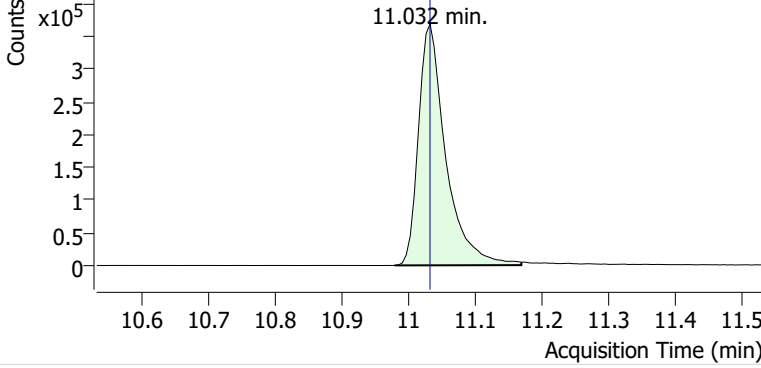


Benzene

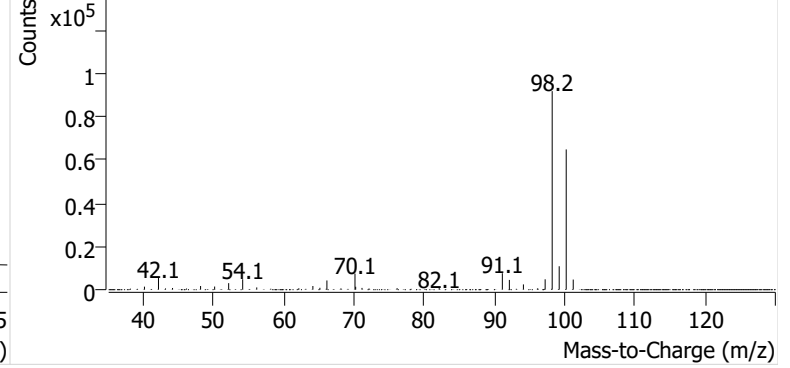


Toluene-d8 (IS)

+ EIC (98.1) Scan P2406209.D

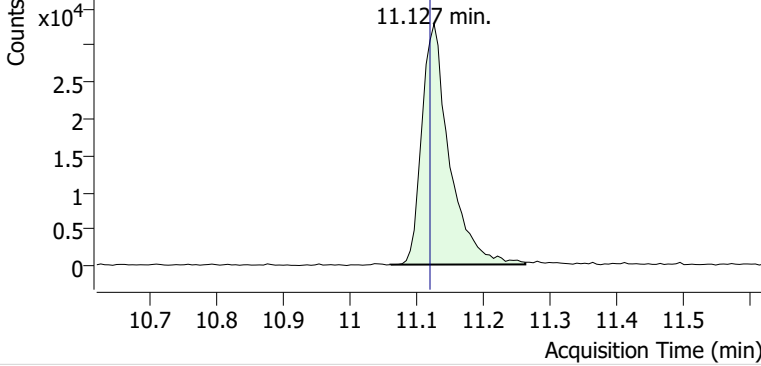


+ Scan (10.979-11.168 min, 32 scans) P2406209.D

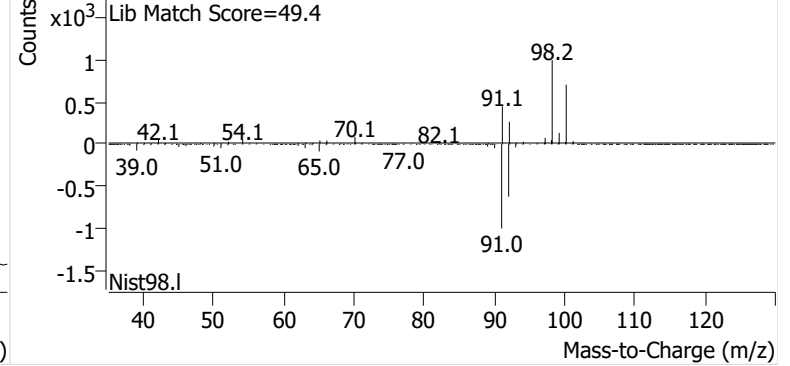


Toluene

+ EIC (91.1) Scan P2406209.D

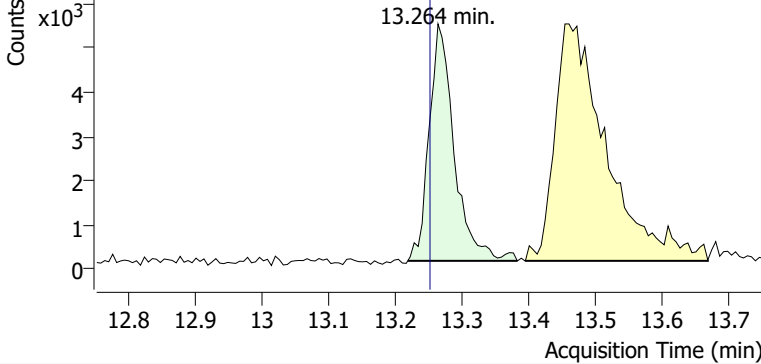


+ Scan (11.062-11.263 min, 35 scans) P2406209.D

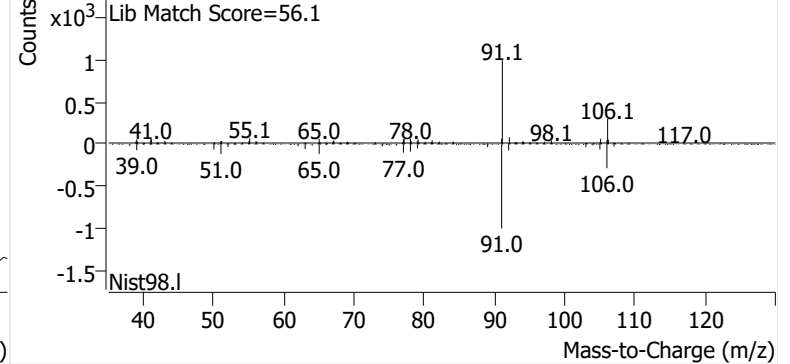


Ethylbenzene

+ EIC (91.1) Scan P2406209.D

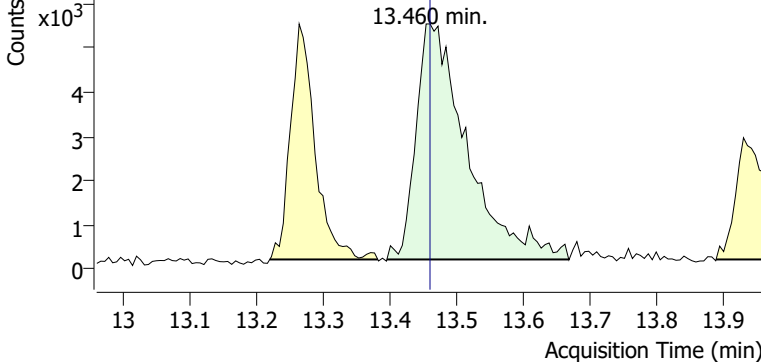


+ Scan (13.218-13.382 min, 27 scans) P2406209.D

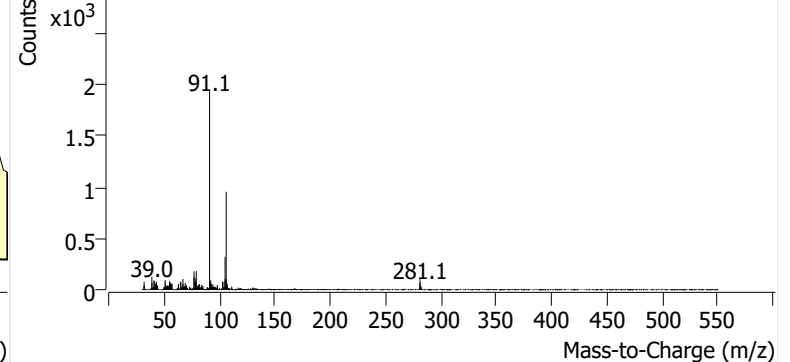


m-/p-Xylene

+ EIC (91.1) Scan P2406209.D

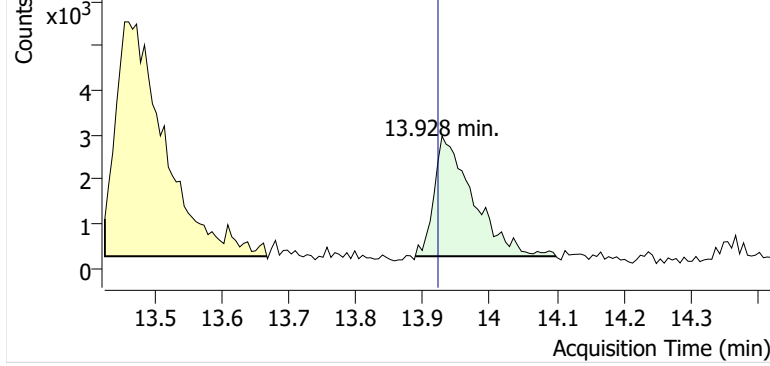


+ Scan (13.395-13.667 min, 45 scans) P2406209.D

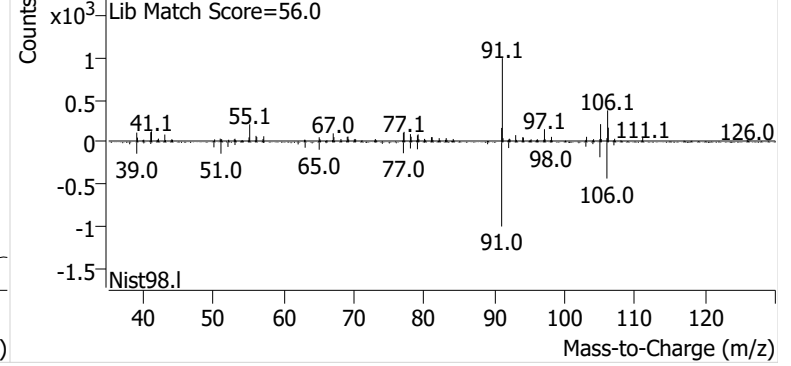


o-Xylene

+ EIC (91.1) Scan P2406209.D

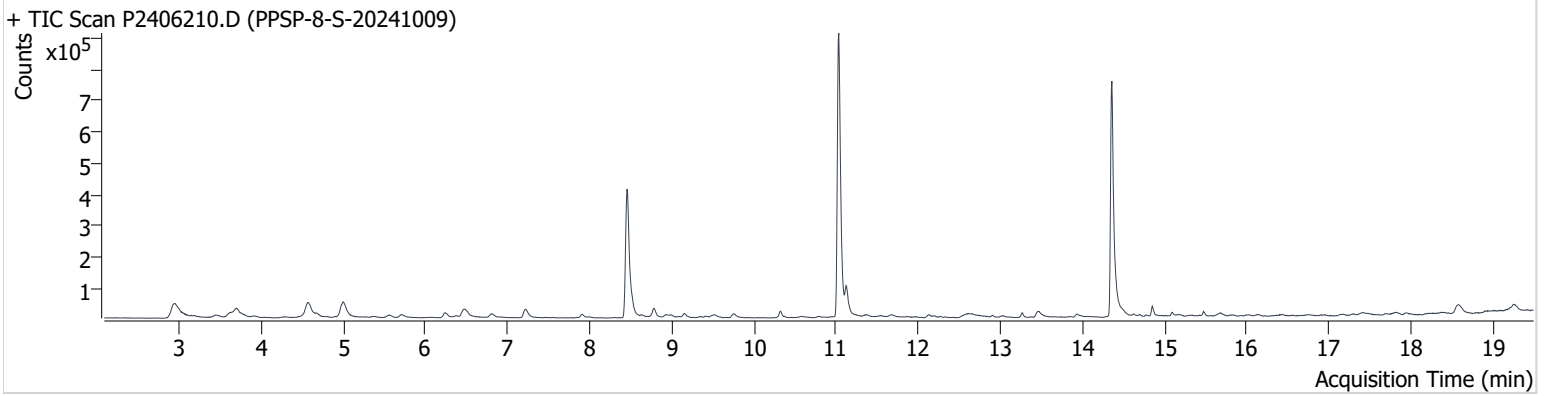


+ Scan (13.888-14.099 min, 35 scans) P2406209.D



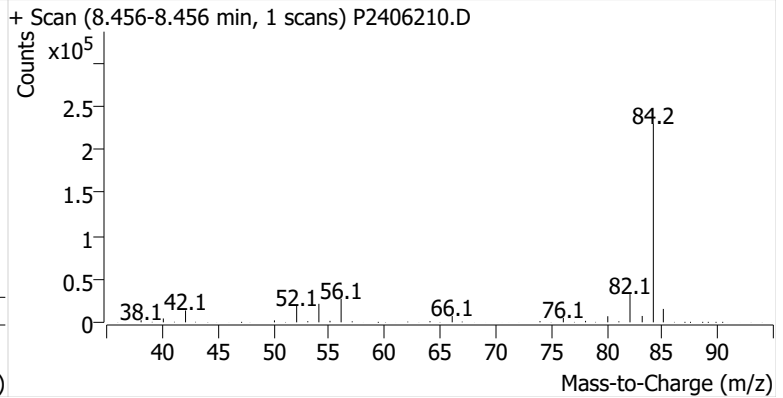
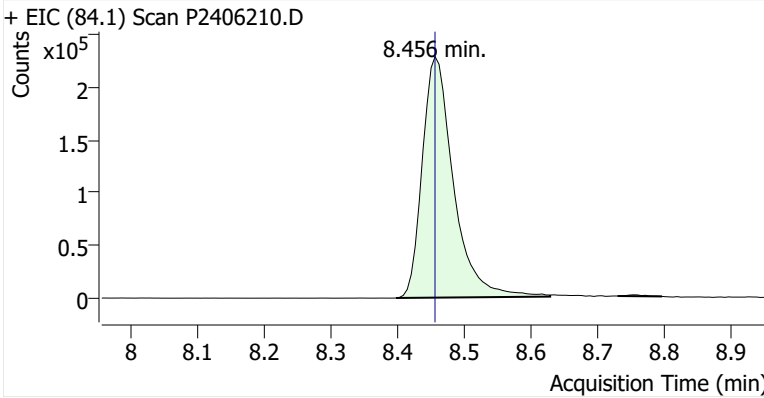
Name PPSP-8-S-20241009
Comment C43300
Data File P2406210.D
Acq. Date-Time 10/25/2024 12:08:26 AM
Acq. Method File M325B-TD35
Tube Sorbent Carbopack X
Analyze Quant Version 12.1
Report Quant Version 12.1

Sample Chromatogram

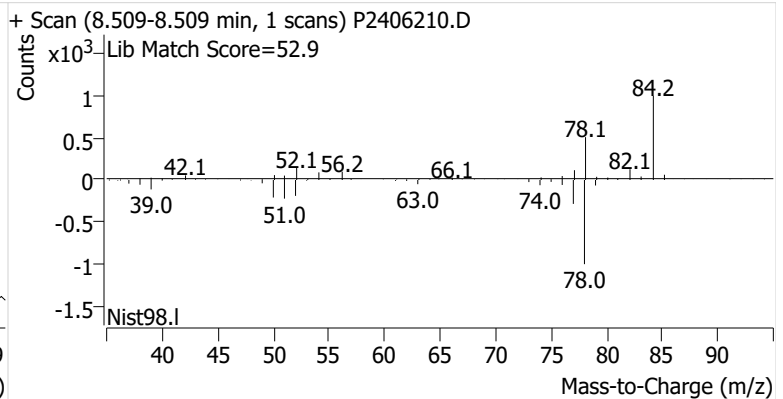
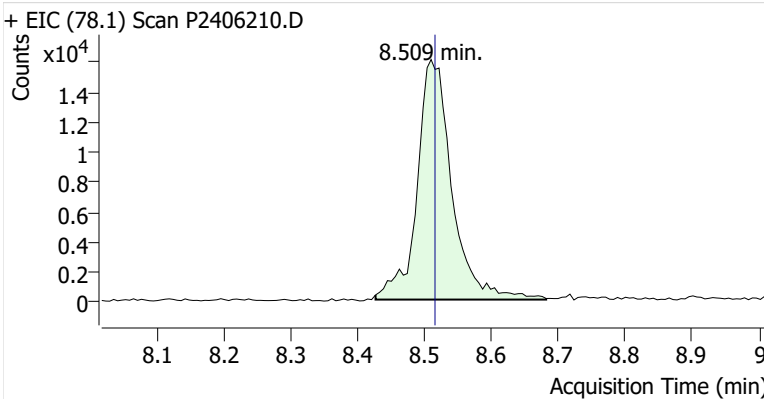


Name	ISTD	RT	ICAL RT	Resp.	Int. Flag
benzene-d6 (IS)		8.456	8.456	741,342	
Benzene	benzene-d6 (IS)	8.509	8.515	58,228	
Toluene-d8 (IS)		11.032	11.032	1,043,175	
Toluene	Toluene-d8 (IS)	11.121	11.121	95,144	
Ethylbenzene	Toluene-d8 (IS)	13.264	13.252	15,080	
m-/p-Xylene	Toluene-d8 (IS)	13.471	13.459	34,360	
o-Xylene	Toluene-d8 (IS)	13.928	13.922	13,393	

benzene-d6 (IS)

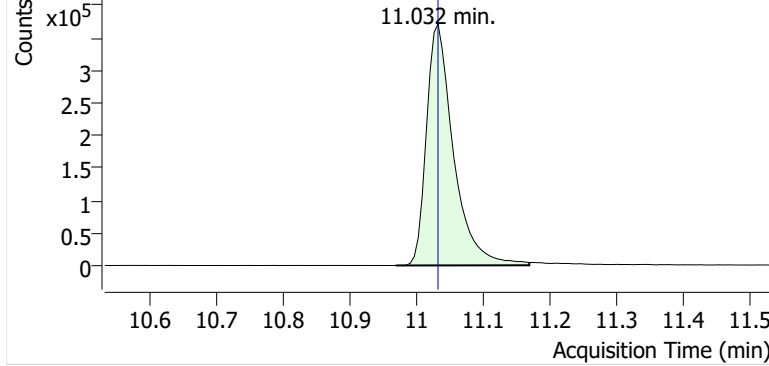


Benzene

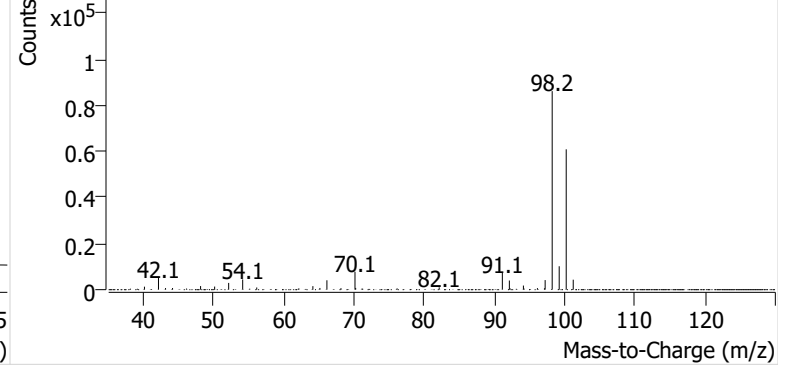


Toluene-d8 (IS)

+ EIC (98.1) Scan P2406210.D

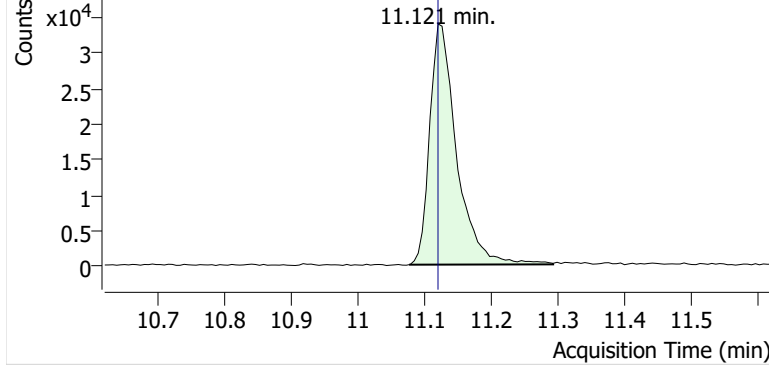


+ Scan (10.968-11.168 min, 34 scans) P2406210.D

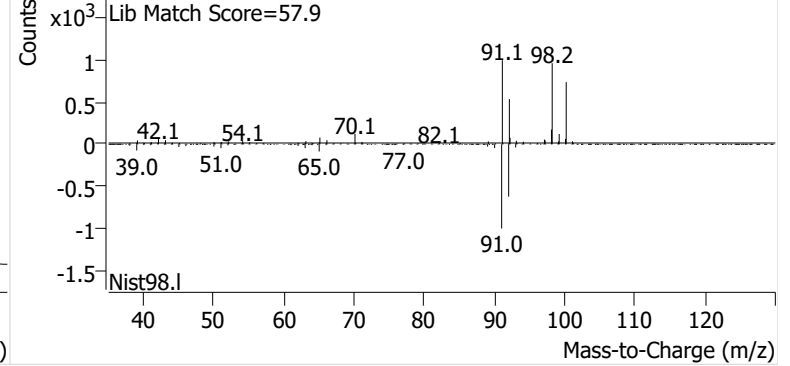


Toluene

+ EIC (91.1) Scan P2406210.D

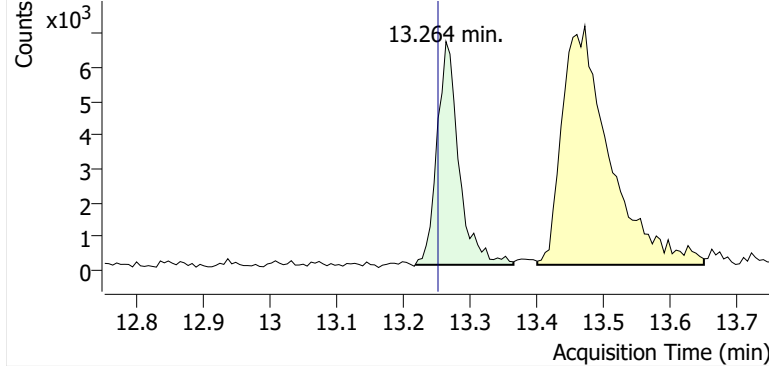


+ Scan (11.078-11.293 min, 37 scans) P2406210.D

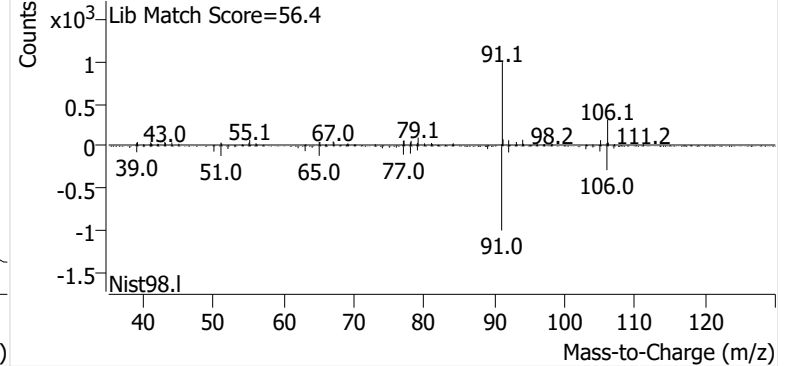


Ethylbenzene

+ EIC (91.1) Scan P2406210.D

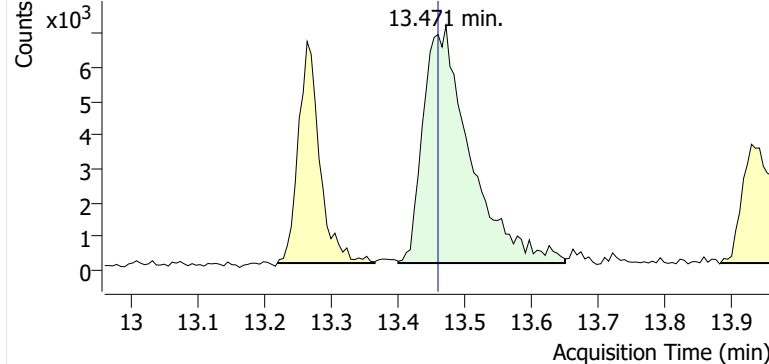


+ Scan (13.217-13.365 min, 25 scans) P2406210.D

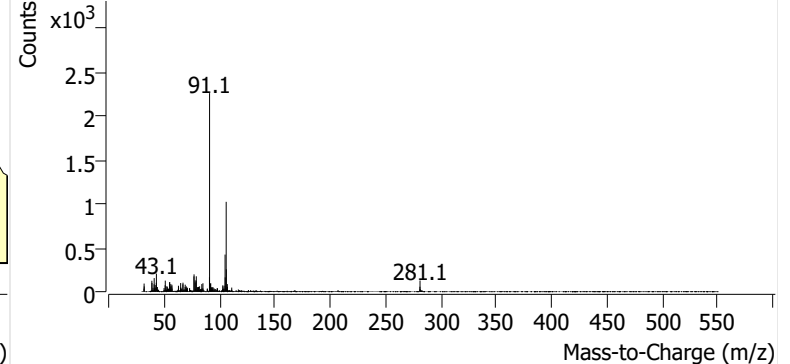


m-/p-Xylene

+ EIC (91.1) Scan P2406210.D

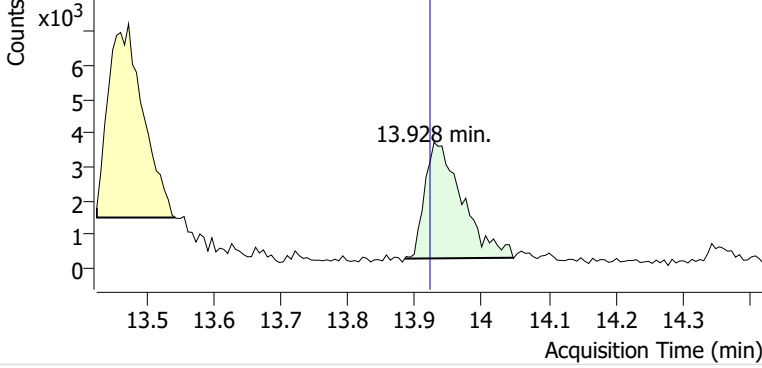


+ Scan (13.400-13.649 min, 43 scans) P2406210.D

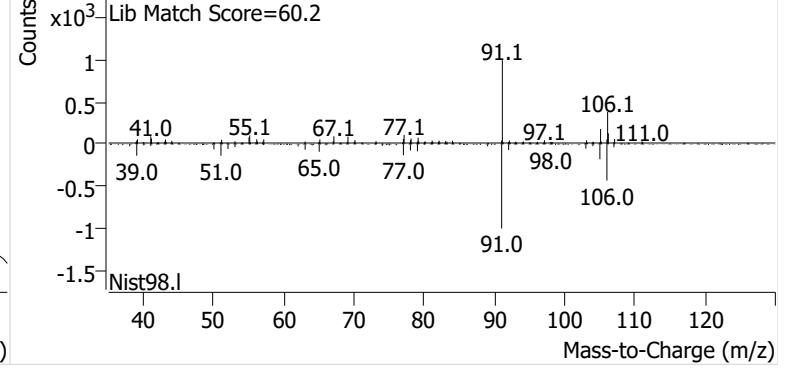


o-Xylene

+ EIC (91.1) Scan P2406210.D

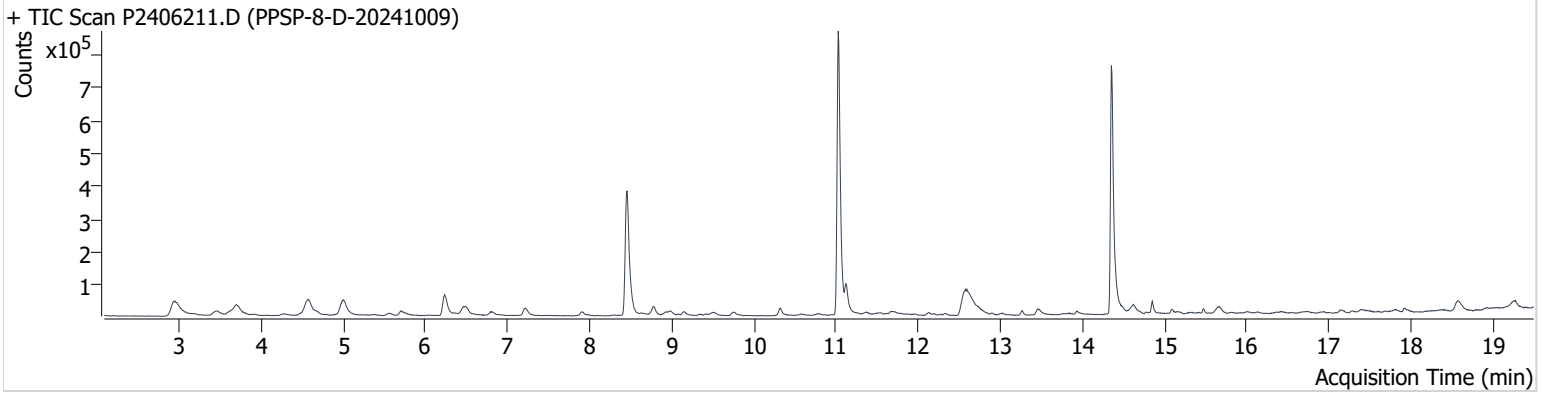


+ Scan (13.885-14.047 min, 27 scans) P2406210.D



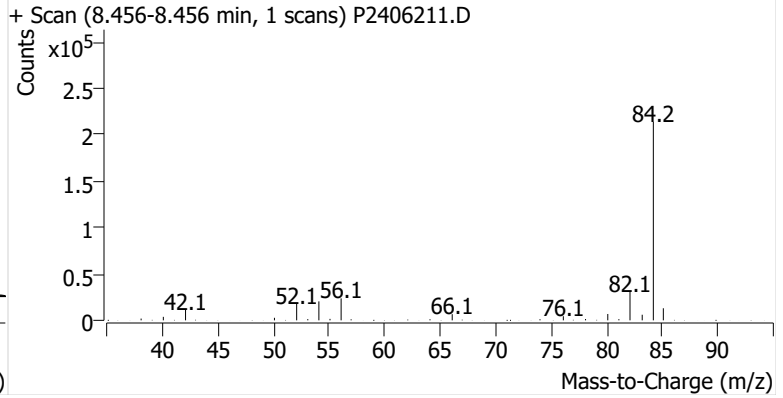
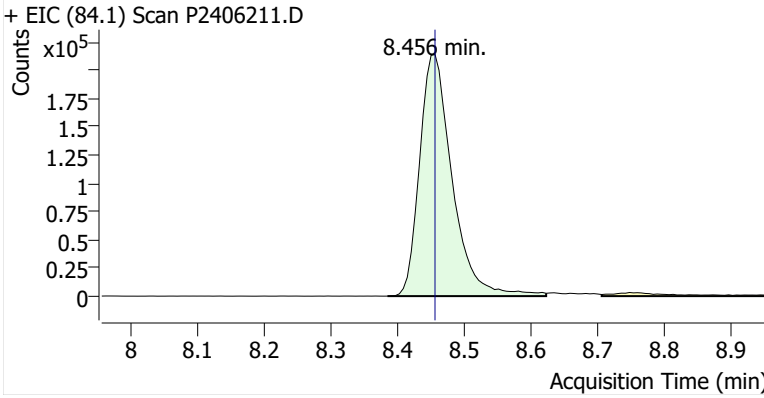
Name PPSP-8-D-20241009
Comment C43328
Data File P2406211.D
Acq. Date-Time 10/25/2024 12:46:19 AM
Acq. Method File M325B-TD35
Tube Sorbent Carbopack X
Analyze Quant Version 12.1
Report Quant Version 12.1

Sample Chromatogram

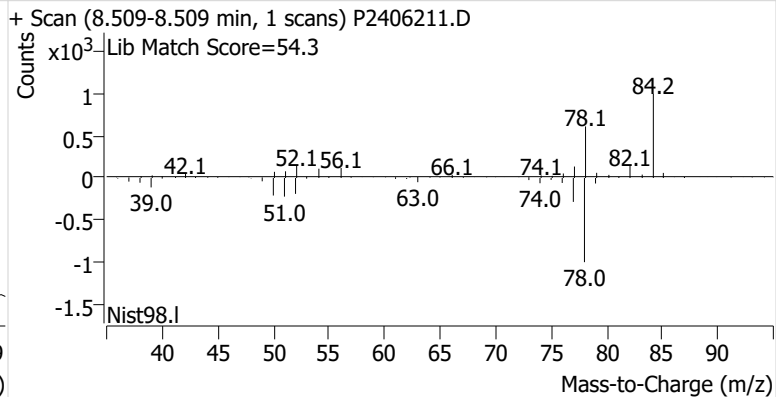
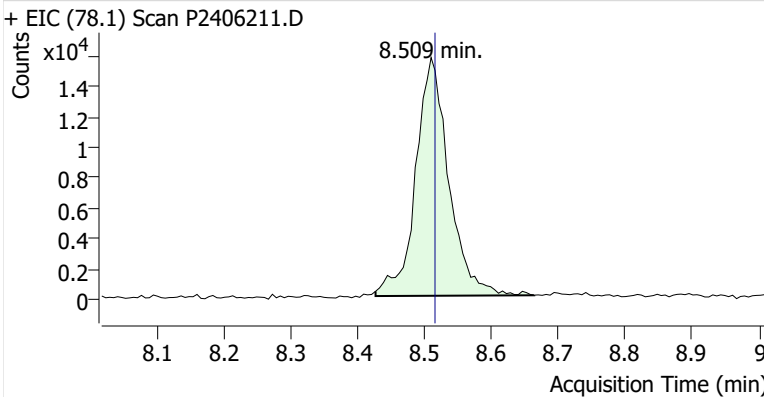


Name	ISTD	RT	ICAL RT	Resp.	Int. Flag
benzene-d6 (IS)		8.456	8.456	724,999	
Benzene	benzene-d6 (IS)	8.509	8.515	54,061	
Toluene-d8 (IS)		11.026	11.032	991,619	
Toluene	Toluene-d8 (IS)	11.121	11.121	89,893	
Ethylbenzene	Toluene-d8 (IS)	13.264	13.252	13,160	
m-/p-Xylene	Toluene-d8 (IS)	13.454	13.459	27,087	
o-Xylene	Toluene-d8 (IS)	13.928	13.922	12,371	m

benzene-d6 (IS)

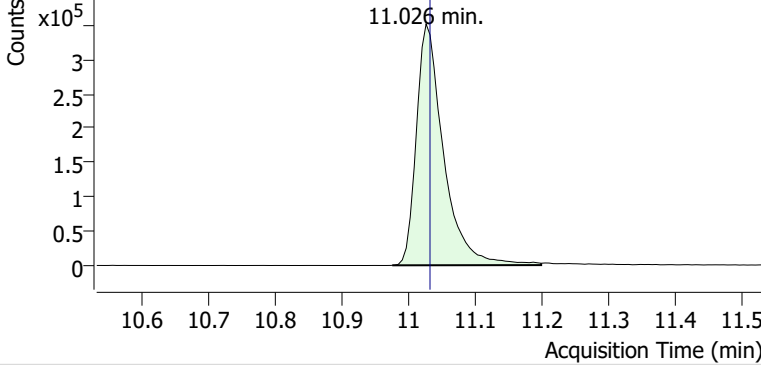


Benzene

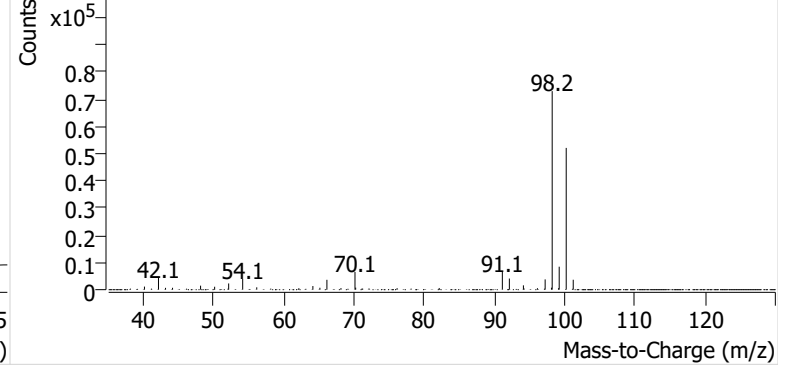


Toluene-d8 (IS)

+ EIC (98.1) Scan P2406211.D

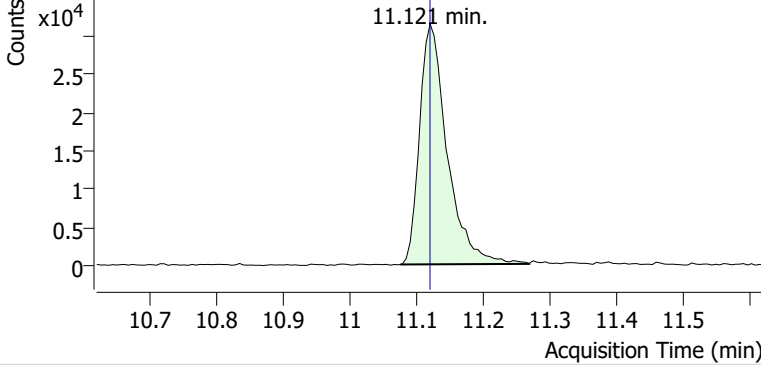


+ Scan (10.975-11.198 min, 38 scans) P2406211.D

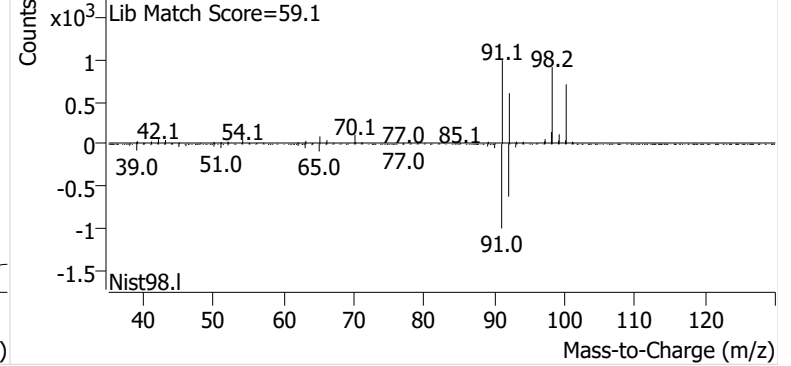


Toluene

+ EIC (91.1) Scan P2406211.D

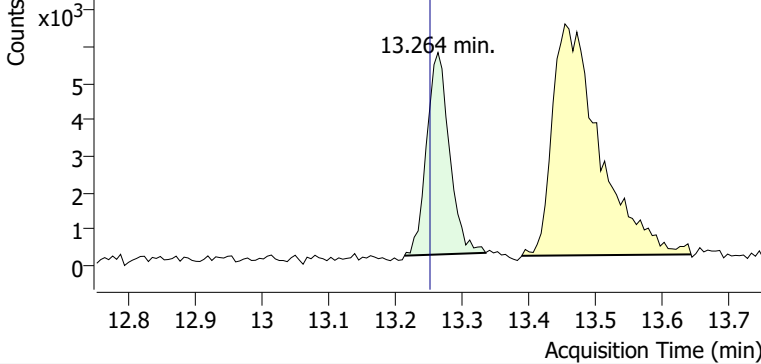


+ Scan (11.076-11.269 min, 33 scans) P2406211.D

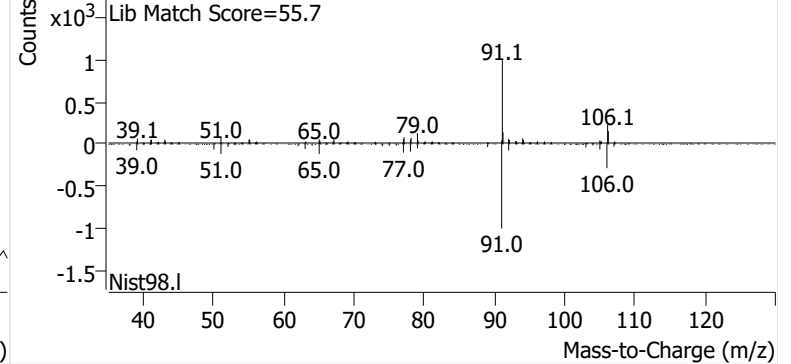


Ethylbenzene

+ EIC (91.1) Scan P2406211.D

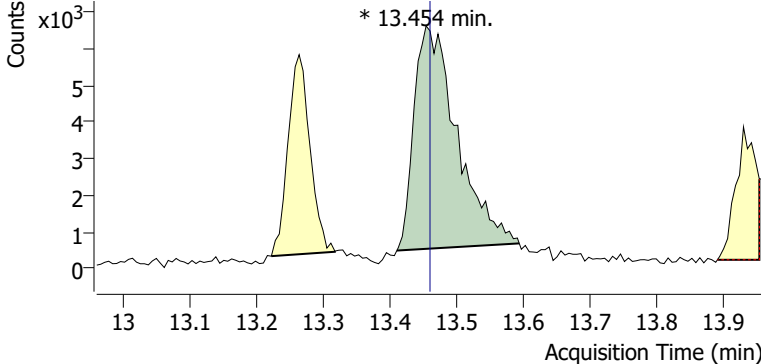


+ Scan (13.213-13.335 min, 21 scans) P2406211.D

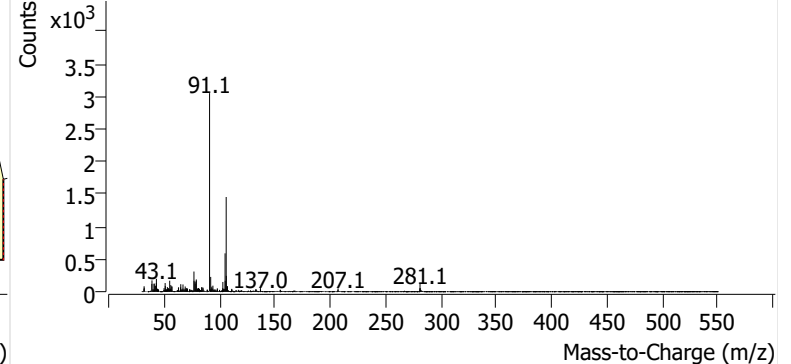


m-/p-Xylene

+ EIC (91.1) Scan P2406211.D

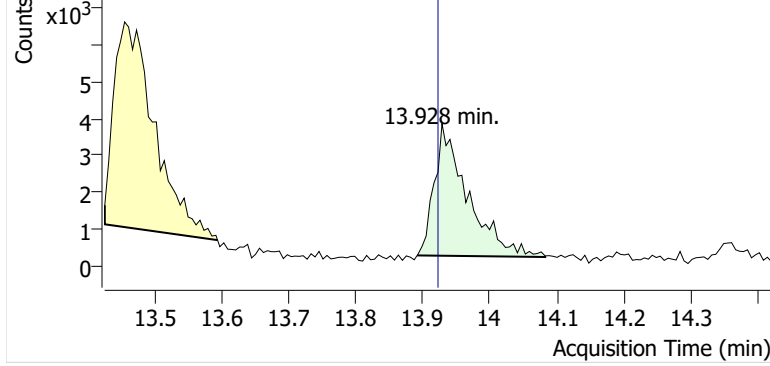


+ Scan (13.410-13.593 min, 31 scans) P2406211.D

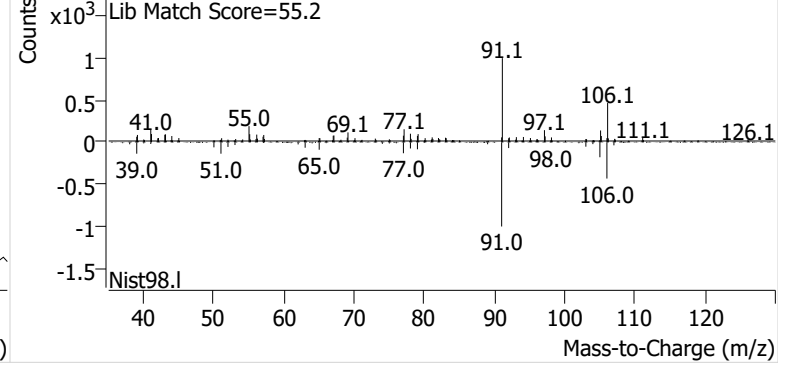


o-Xylene

+ EIC (91.1) Scan P2406211.D

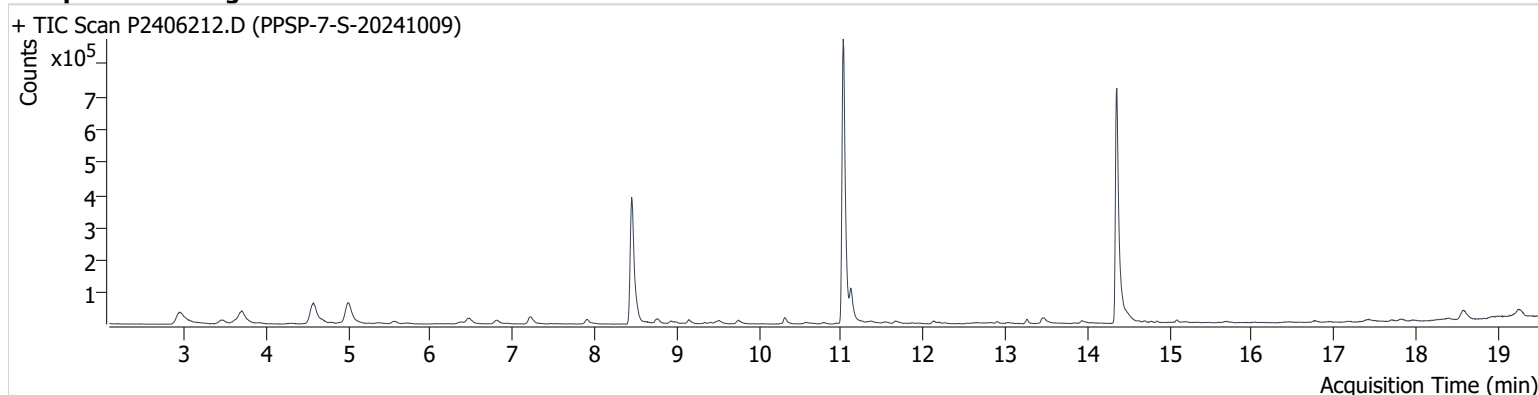


+ Scan (13.891-14.083 min, 33 scans) P2406211.D



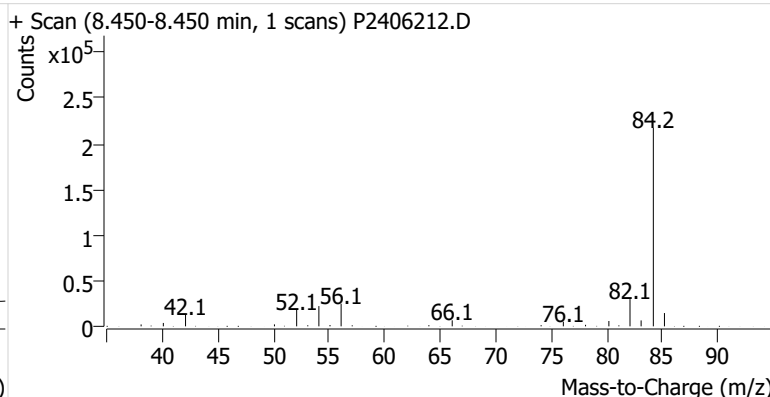
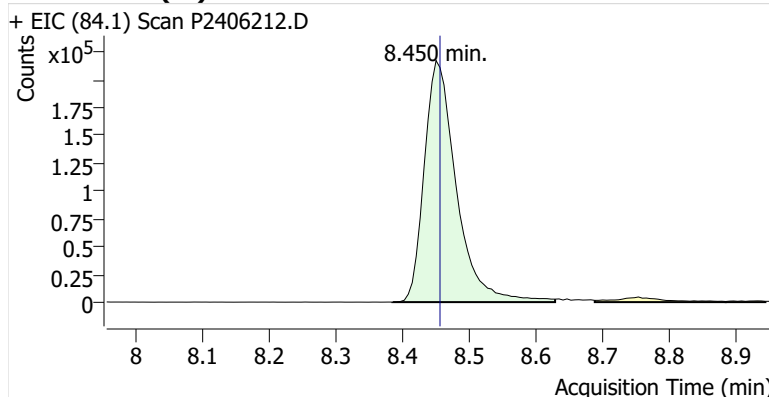
Name PPSP-7-S-20241009
Comment C02049
Data File P2406212.D
Acq. Date-Time 10/25/2024 1:24:26 AM
Acq. Method File M325B-TD35
Tube Sorbent Carbopack X
Analyze Quant Version 12.1
Report Quant Version 12.1

Sample Chromatogram

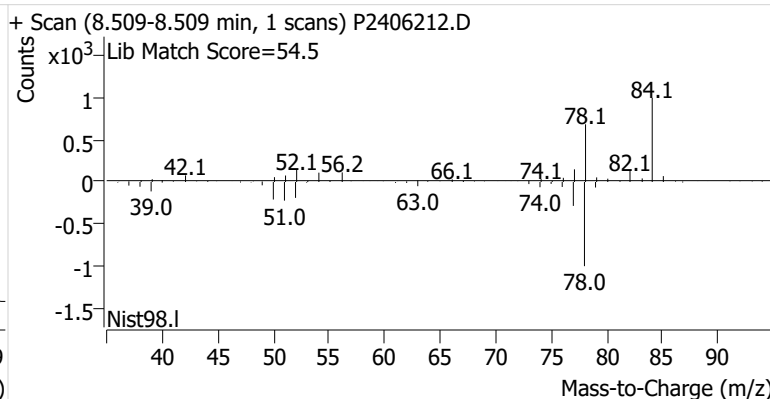
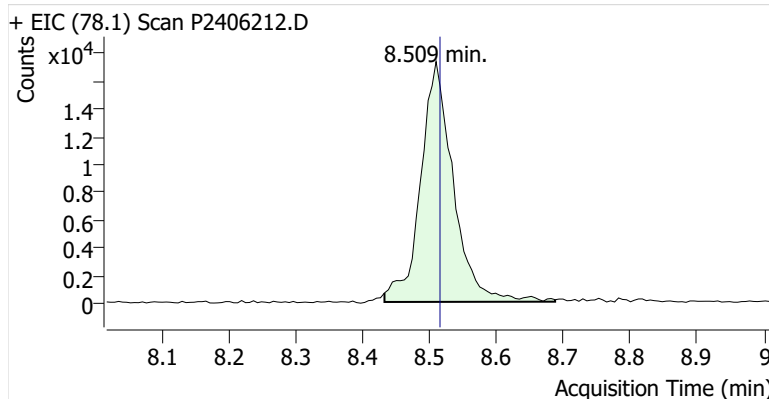


Name	ISTD	RT	ICAL RT	Resp.	Int. Flag
benzene-d6 (IS)		8.450	8.456	724,851	
Benzene	benzene-d6 (IS)	8.509	8.515	58,867	
Toluene-d8 (IS)		11.026	11.032	1,014,196	
Toluene	Toluene-d8 (IS)	11.121	11.121	103,583	
Ethylbenzene	Toluene-d8 (IS)	13.264	13.252	15,477	
m-/p-Xylene	Toluene-d8 (IS)	13.459	13.459	33,094	
o-Xylene	Toluene-d8 (IS)	13.928	13.922	10,230	

benzene-d6 (IS)

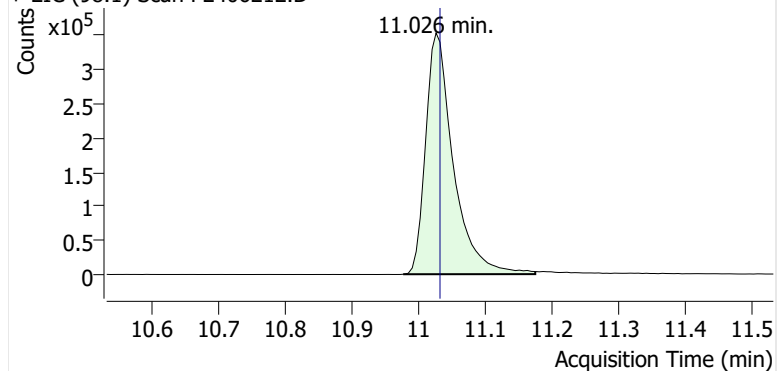


Benzene

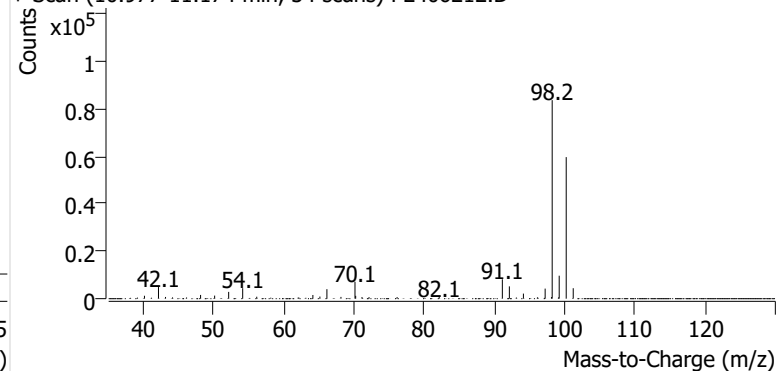


Toluene-d8 (IS)

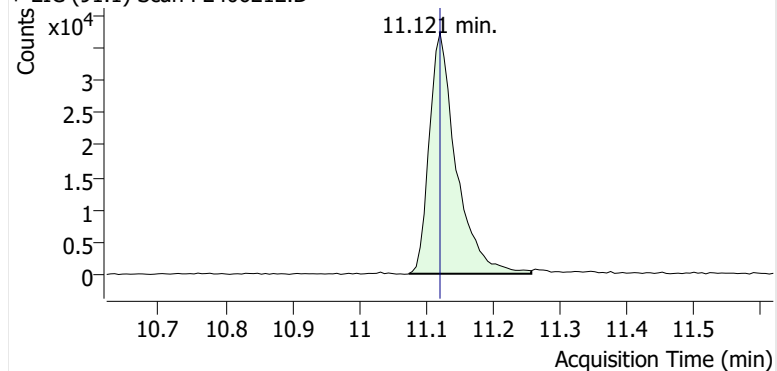
+ EIC (98.1) Scan P2406212.D



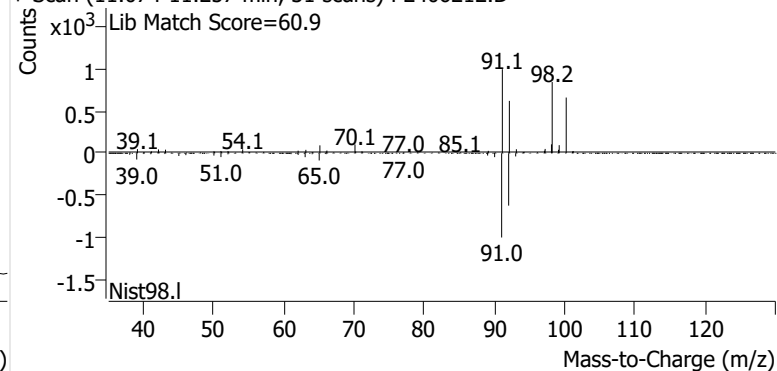
+ Scan (10.977-11.174 min, 34 scans) P2406212.D

**Toluene**

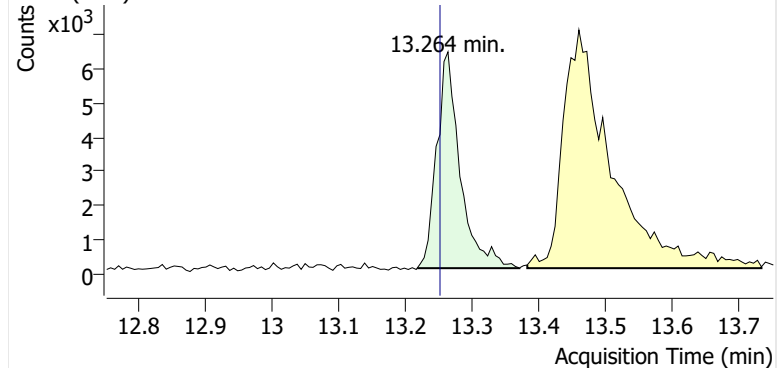
+ EIC (91.1) Scan P2406212.D



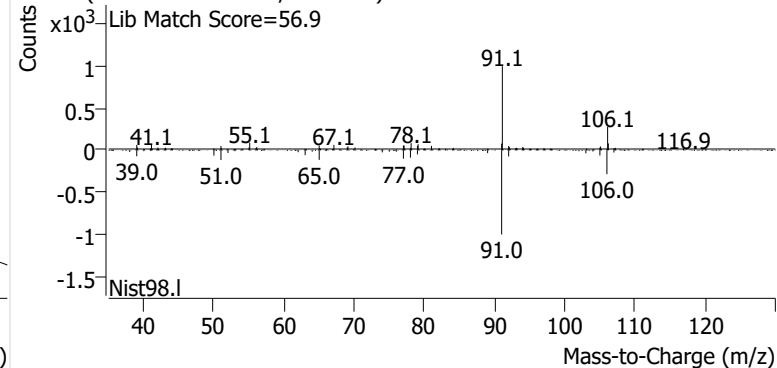
+ Scan (11.074-11.257 min, 31 scans) P2406212.D

**Ethylbenzene**

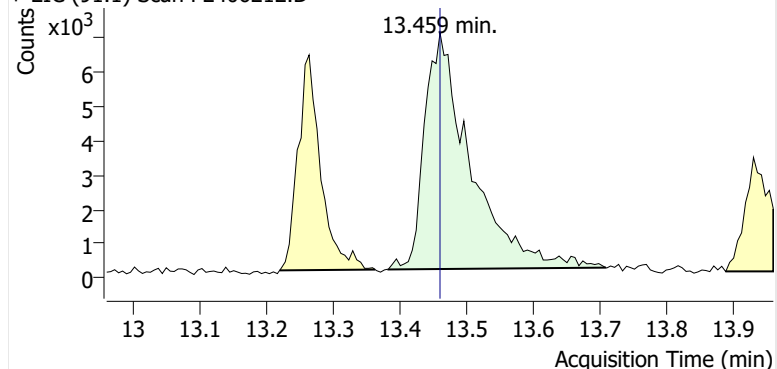
+ EIC (91.1) Scan P2406212.D



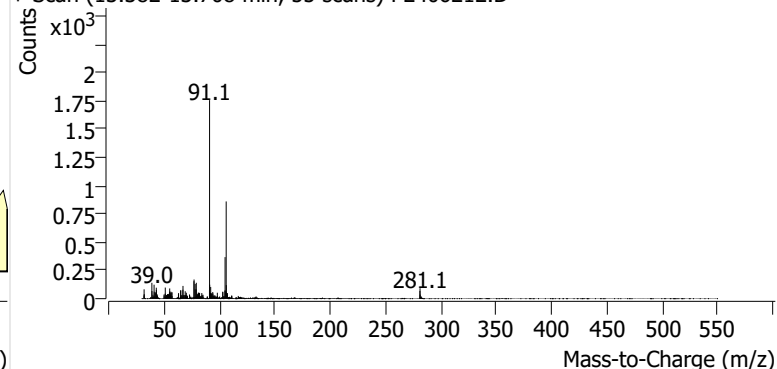
+ Scan (13.217-13.370 min, 26 scans) P2406212.D

**m-/p-Xylene**

+ EIC (91.1) Scan P2406212.D

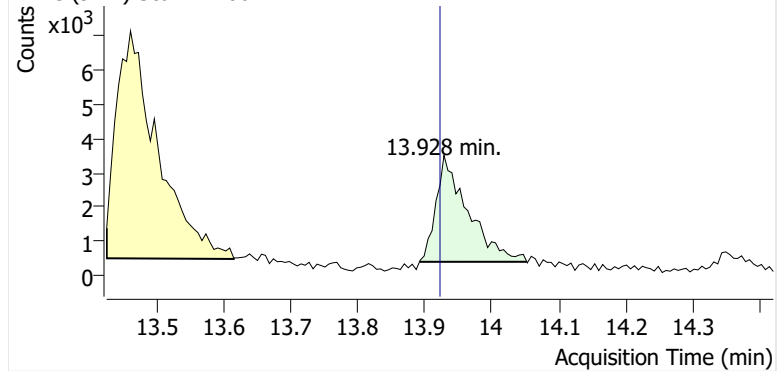


+ Scan (13.382-13.708 min, 55 scans) P2406212.D

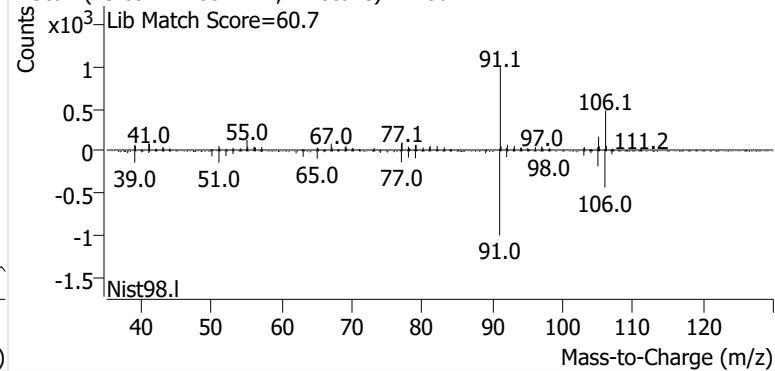


o-Xylene

+ EIC (91.1) Scan P2406212.D



+ Scan (13.892-14.052 min, 27 scans) P2406212.D



Calibration Summary Reports



Enthalpy Analytical

Company: Power Engineers, Inc.

Job No.: 2024FW402-1 EPA Method 325B Analysis

Site: Portland Pipeline - S Portland, ME

Benzene Calibration and Blanks

Sample Code	Type	RRF	ICAL RRF	Last CCV RRF	RRF Change	ISTD Change vs ICal	ISTD Change vs Concal	Pass/Fail	Flags
M325B CCV 5	Cal	0.932	0.979	0.932	-4.8%	-1.8%		Pass	
2024FW402_Method Blank	Blank		0.979	0.932			-2.2%	Pass	ND
M325B CCV 5	Check	0.959	0.979	0.932	-2.1%		-8.7%	Pass	
M325B CCV 5	Check	0.942	0.979	0.932	-3.8%		-3.1%	Pass	
M325B CCV 5	Check	0.947	0.979	0.932	-3.3%		-3.0%	Pass	
M325B CCV 5 REC	Check	0.944	0.979	0.932	-3.6%		9.9%	Pass	
M325B CCV 5 REC	Check	0.943	0.979	0.932	-3.8%		-20%	Pass	
M325B CCV 5 REC	Check	0.929	0.979	0.932	-5.1%		8.4%	Pass	

Ethylbenzene Calibration and Blanks

Sample Code	Type	RRF	ICAL RRF	Last CCV RRF	RRF Change	ISTD Change vs ICal	ISTD Change vs Concal	Pass/Fail	Flags
M325B CCV 5	Cal	0.979	0.951	0.979	3.0%	-2.4%		Pass	
2024FW402_Method Blank	Blank		0.951	0.979			-1.6%	Pass	ND
M325B CCV 5	Check	0.948	0.951	0.979	-0.27%		0.84%	Pass	
M325B CCV 5	Check	0.958	0.951	0.979	0.81%		-2.2%	Pass	
M325B CCV 5	Check	0.960	0.951	0.979	1.0%		-0.90%	Pass	
M325B CCV 5 REC	Check	0.925	0.951	0.979	-2.6%		11%	Pass	
M325B CCV 5 REC	Check	0.917	0.951	0.979	-3.5%		-20%	Pass	
M325B CCV 5 REC	Check	0.931	0.951	0.979	-2.0%		8.8%	Pass	

m-/p-Xylene Calibration and Blanks

Sample Code	Type	RRF	ICAL RRF	Last CCV RRF	RRF Change	ISTD Change vs ICal	ISTD Change vs Concal	Pass/Fail	Flags
M325B CCV 5	Cal	0.714	0.677	0.714	5.5%	-2.4%		Pass	
2024FW402_Method Blank	Blank		0.677	0.714			-1.6%	Pass	ND
M325B CCV 5	Check	0.662	0.677	0.714	-2.2%		0.84%	Pass	
M325B CCV 5	Check	0.701	0.677	0.714	3.5%		-2.2%	Pass	
M325B CCV 5	Check	0.664	0.677	0.714	-1.9%		-0.90%	Pass	
M325B CCV 5 REC	Check	0.751	0.677	0.714	11%		11%	Pass	
M325B CCV 5 REC	Check	0.614	0.677	0.714	-9.3%		-20%	Pass	
M325B CCV 5 REC	Check	0.623	0.677	0.714	-7.9%		8.8%	Pass	

Enthalpy Analytical

Company: Power Engineers, Inc.

Job No.: 2024FW402-1 EPA Method 325B Analysis

Site: Portland Pipeline - S Portland, ME

o-Xylene Calibration and Blanks

Sample Code	Type	RRF	ICAL RRF	Last CCV RRF	RRF Change	ISTD Change vs ICal	ISTD Change vs Concal	Pass/Fail	Flags
M325B CCV 5	Cal	0.770	0.720	0.770	6.9%	-2.4%		Pass	
2024FW402_Method Blank	Blank		0.720	0.770			-1.6%	Pass	ND
M325B CCV 5	Check	0.743	0.720	0.770	3.2%		0.84%	Pass	
M325B CCV 5	Check	0.748	0.720	0.770	3.9%		-2.2%	Pass	
M325B CCV 5	Check	0.760	0.720	0.770	5.5%		-0.90%	Pass	
M325B CCV 5 REC	Check	0.734	0.720	0.770	2.0%		11%	Pass	
M325B CCV 5 REC	Check	0.712	0.720	0.770	-1.2%		-20%	Pass	
M325B CCV 5 REC	Check	0.720	0.720	0.770	-0.067%		8.8%	Pass	

Toluene Calibration and Blanks

Sample Code	Type	RRF	ICAL RRF	Last CCV RRF	RRF Change	ISTD Change vs ICal	ISTD Change vs Concal	Pass/Fail	Flags
M325B CCV 5	Cal	0.898	0.898	0.898	-0.014%	-2.4%		Pass	
2024FW402_Method Blank	Blank		0.898	0.898			-1.6%	Pass	ND
M325B CCV 5	Check	0.831	0.898	0.898	-7.5%		0.84%	Pass	
M325B CCV 5	Check	0.852	0.898	0.898	-5.2%		-2.2%	Pass	
M325B CCV 5	Check	0.863	0.898	0.898	-3.9%		-0.90%	Pass	
M325B CCV 5 REC	Check	0.871	0.898	0.898	-3.0%		11%	Pass	
M325B CCV 5 REC	Check	0.876	0.898	0.898	-2.5%		-20%	Pass	
M325B CCV 5 REC	Check	0.868	0.898	0.898	-3.4%		8.8%	Pass	

Enthalpy Analytical

Company: Power Engineers, Inc.

Job No.: 2024FW402-1 EPA Method 325B Analysis

Site: Portland Pipeline - S Portland, ME

Calibration Curves

Method	Compound	Level	Cal File	Amount (ng)	Area	ISTD Amt (ng)	ISTD Area	RRF	Dev
P090624A BTEX.quantmethod.xml	Benzene	1	P2404977.D	5.19	53200	91.7	825638	1.138	16%
P090624A BTEX.quantmethod.xml	Benzene	2	P2404978.D	10.38	91845	91.7	790527	1.026	4.8%
P090624A BTEX.quantmethod.xml	Benzene	3	P2404979.D	20.76	168704	91.7	766300	0.972	-0.72%
P090624A BTEX.quantmethod.xml	Benzene	4	P2404980.D	41.51	319641	91.7	739567	0.954	-2.5%
P090624A BTEX.quantmethod.xml	Benzene	5	P2404981.D	103.78	770808	91.7	741300	0.919	-6.2%
P090624A BTEX.quantmethod.xml	Benzene	6	P2404982.D	207.57	1506802	91.7	718096	0.927	-5.4%
P090624A BTEX.quantmethod.xml	Benzene	7	P2404983.D	622.70	4556203	91.7	729727	0.919	-6.1%
						Avg:	758736	0.979	
						%RSD:	5.0%	8.2%	
P090624A BTEX.quantmethod.xml	Ethylbenzene	1	P2404977.D	5.33	56151	108.1	1169254	0.974	2.4%
P090624A BTEX.quantmethod.xml	Ethylbenzene	2	P2404978.D	10.67	105621	108.1	1107038	0.967	1.7%
P090624A BTEX.quantmethod.xml	Ethylbenzene	3	P2404979.D	21.33	219430	108.1	1067634	1.042	9.6%
P090624A BTEX.quantmethod.xml	Ethylbenzene	4	P2404980.D	42.67	414505	108.1	1079066	0.973	2.4%
P090624A BTEX.quantmethod.xml	Ethylbenzene	5	P2404981.D	106.66	889663	108.1	1042115	0.865	-9.0%
P090624A BTEX.quantmethod.xml	Ethylbenzene	6	P2404982.D	213.33	1888178	108.1	1053728	0.908	-4.5%
P090624A BTEX.quantmethod.xml	Ethylbenzene	7	P2404983.D	639.99	5839841	108.1	1066774	0.925	-2.7%
						Avg:	1083659	0.951	
						%RSD:	4.0%	6.0%	

Enthalpy Analytical

Company: Power Engineers, Inc.

Job No.: 2024FW402-1 EPA Method 325B Analysis

Site: Portland Pipeline - S Portland, ME

Calibration Curves

Method	Compound	Level	Cal File	Amount (ng)	Area	ISTD Amt (ng)	ISTD Area	RRF	Dev
P090624A BTEX.quantmethod.xml	m-/p-Xylene	1	P2404977.D	5.37	41219	108.1	1169254	0.710	4.9%
P090624A BTEX.quantmethod.xml	m-/p-Xylene	2	P2404978.D	10.74	70608	108.1	1107038	0.642	-5.1%
P090624A BTEX.quantmethod.xml	m-/p-Xylene	3	P2404979.D	21.47	173334	108.1	1067634	0.817	21%
P090624A BTEX.quantmethod.xml	m-/p-Xylene	4	P2404980.D	42.95	287337	108.1	1079066	0.670	-0.95%
P090624A BTEX.quantmethod.xml	m-/p-Xylene	5	P2404981.D	107.36	601872	108.1	1042115	0.582	-14%
P090624A BTEX.quantmethod.xml	m-/p-Xylene	6	P2404982.D	214.73	1307488	108.1	1053728	0.625	-7.7%
P090624A BTEX.quantmethod.xml	m-/p-Xylene	7	P2404983.D	644.18	4394447	108.1	1066774	0.691	2.1%
						Avg:	1083659	0.677	
						%RSD:	4.0%	11%	
P090624A BTEX.quantmethod.xml	o-Xylene	1	P2404977.D	5.40	44196	108.1	1169254	0.757	5.1%
P090624A BTEX.quantmethod.xml	o-Xylene	2	P2404978.D	10.80	82293	108.1	1107038	0.745	3.4%
P090624A BTEX.quantmethod.xml	o-Xylene	3	P2404979.D	21.59	162748	108.1	1067634	0.763	6.0%
P090624A BTEX.quantmethod.xml	o-Xylene	4	P2404980.D	43.18	323877	108.1	1079066	0.752	4.4%
P090624A BTEX.quantmethod.xml	o-Xylene	5	P2404981.D	107.95	690821	108.1	1042115	0.664	-7.8%
P090624A BTEX.quantmethod.xml	o-Xylene	6	P2404982.D	215.90	1404667	108.1	1053728	0.668	-7.3%
P090624A BTEX.quantmethod.xml	o-Xylene	7	P2404983.D	647.71	4429477	108.1	1066774	0.693	-3.8%
						Avg:	1083659	0.720	
						%RSD:	4.0%	6.1%	

Enthalpy Analytical

Company: Power Engineers, Inc.

Job No.: 2024FW402-1 EPA Method 325B Analysis

Site: Portland Pipeline - S Portland, ME

Calibration Curves

Method	Compound	Level	Cal File	Amount (ng)	Area	ISTD Amt (ng)	ISTD Area	RRF	Dev
P090624A BTEX.quantmethod.xml	Toluene	1	P2404977.D	5.39	60242	108.1	1169254	1.034	15%
P090624A BTEX.quantmethod.xml	Toluene	2	P2404978.D	10.78	103782	108.1	1107038	0.940	4.7%
P090624A BTEX.quantmethod.xml	Toluene	3	P2404979.D	21.56	201417	108.1	1067634	0.946	5.3%
P090624A BTEX.quantmethod.xml	Toluene	4	P2404980.D	43.11	378117	108.1	1079066	0.879	-2.2%
P090624A BTEX.quantmethod.xml	Toluene	5	P2404981.D	107.78	866654	108.1	1042115	0.834	-7.1%
P090624A BTEX.quantmethod.xml	Toluene	6	P2404982.D	215.56	1738243	108.1	1053728	0.827	-7.9%
P090624A BTEX.quantmethod.xml	Toluene	7	P2404983.D	646.68	5279870	108.1	1066774	0.828	-7.9%
						Avg:	1083659	0.898	
						%RSD:	4.0%	8.7%	
P090624A BTEX.quantmethod.xml	Benzene	ICV	P2404984.D	63.61	412010	91.7	731399	0.812	-17%
P090624A BTEX.quantmethod.xml	Ethylbenzene	ICV	P2404984.D	85.41	703130	108.1	1042671	0.854	-10%
P090624A BTEX.quantmethod.xml	m-/p-Xylene	ICV	P2404984.D	88.90	563818	108.1	1042671	0.658	-2.8%
P090624A BTEX.quantmethod.xml	o-Xylene	ICV	P2404984.D	87.50	558957	108.1	1042671	0.662	-8%
P090624A BTEX.quantmethod.xml	Toluene	ICV	P2404984.D	75.87	552004	108.1	1042671	0.754	-16%

M325B Report ver.20240112 printed Tuesday, October 29, 2024 3:17 PM

**This Is The Last Page
Of This Report.**



Portland Pipeline - S Portland, ME

Power Engineers, Inc.
303 U.S. Route One
Freeport, ME 04032

Sampling Event 8

Analytical Report (2024FW403)

EPA Method 325B

Benzene, Toluene, Ethylbenzene, m-/p-Xylenes, o-Xylene



Enthalpy Analytical, LLC

Phone: (919) 850 - 4392 / Fax: (919) 850 - 9012 / www.enthalpy.com
800-1 Capitola Drive, Durham, NC 27713

I certify that to the best of my knowledge all analytical data presented in this report:

- Have been checked for completeness
- Are accurate, error-free, and legible
- Have been conducted in accordance with approved protocol, and that all deviations and analytical problems are summarized in the appropriate narrative(s)

This analytical report was prepared in Portable Document Format (.PDF). This report shall not be reproduced except in full without approval of the laboratory. This will provide assurance that parts of a report are not taken out of context.



QA REVIEW PERFORMED BY

Brianna Berry
QA Associate I

Report Issued: 11/19/2024



Summary of Results



Enthalpy Analytical

Company: Power Engineers, Inc.

Job No.: 2024FW403-1 EPA Method 325B Analysis

Site: Portland Pipeline - S Portland, ME

Summary

Sample Code	Tube ID	Benzene (ug/m ³)	Flag	Ethylbenzene (ug/m ³)	Flag	m-/p-Xylene (ug/m ³)	Flag	o-Xylene (ug/m ³)	Flag	Toluene (ug/m ³)	Flag
PPSP-6-S-20241023	B27888	0.580			ND	0.389	J		ND	1.04	
PPSP-5-S-20241023	B21071	0.537			ND	0.496	J		ND	1.10	
PPSP-4-S-20241023	B48696	0.651			ND	0.308	J		ND	1.07	
PPSP-3-S-20241023	C00600	0.720			ND	0.492	J		ND	1.71	
PPSP-2-S-20241023	B50783	1.08			ND	0.372	J		ND	1.48	
PPSP-1-B-20241023	C01693		ND		ND		ND		ND		ND
PPSP-1-S-20241023	B29719	1.45			ND	0.692			ND	2.10	
PPSP-13-S-20241023	B30672	1.02			ND	0.350	J		ND	1.08	
PPSP-12-S-20241023	B17591	1.40			ND	0.488	J		ND	1.57	
PPSP-11-S-20241023	B50749	1.44			ND	0.475	J		ND	1.26	
PPSP-10-S-20241023	B29813	1.25			ND	0.563	J		ND	1.47	
PPSP-9-S-20241023	B49647	1.46			ND	0.498	J		ND	1.35	
PPSP-8-S-20241023	C34240	0.670			ND	0.485	J		ND	1.25	
PPSP-8-D-20241023	C00591	0.707			ND	0.414	J		ND	1.05	
PPSP-7-S-20241023	B49393	0.598			ND	0.439	J		ND	1.28	

J: Estimated Value - The analyte was detected between the Method Detection Limit and Reporting Limit

ND: The analyte was not present above the Method Detection Limit

Results



Enthalpy Analytical

Company: Power Engineers, Inc.

Job No.: 2024FW403-1 EPA Method 325B Analysis

Site: Portland Pipeline - S Portland, ME

Benzene

Sample Code	Tube ID	Conc (ug/m ³)	Conc (ppbv)	Calc Amt (ng)	Temp (°F)	Uptake Rate (mL/min)	Sample Time (min)	LOD (ug/m ³)	LOQ (ug/m ³)	LOD (ppbv)	LOQ (ppbv)	Flags
PPSP-6-S-20241023	B27888	0.580	0.182	7.66	49.6	0.653	20,246	0.189	0.393	0.0593	0.123	
PPSP-5-S-20241023	B21071	0.537	0.168	7.09	49.6	0.653	20,247	0.189	0.393	0.0593	0.123	
PPSP-4-S-20241023	B48696	0.651	0.204	8.61	49.6	0.653	20,244	0.189	0.393	0.0593	0.123	
PPSP-3-S-20241023	C00600	0.720	0.226	9.52	49.6	0.653	20,244	0.189	0.393	0.0593	0.123	
PPSP-2-S-20241023	B50783	1.08	0.338	14.3	49.6	0.653	20,242	0.189	0.393	0.0593	0.123	
PPSP-1-B-20241023	C01693				49.6	0.653	20,239	0.189	0.393	0.0593	0.123	ND
PPSP-1-S-20241023	B29719	1.45	0.453	19.1	49.6	0.653	20,239	0.189	0.393	0.0593	0.123	
PPSP-13-S-20241023	B30672	1.02	0.320	13.5	49.6	0.653	20,239	0.189	0.393	0.0593	0.123	
PPSP-12-S-20241023	B17591	1.40	0.440	18.5	49.6	0.653	20,238	0.189	0.393	0.0593	0.123	
PPSP-11-S-20241023	B50749	1.44	0.450	19.0	49.6	0.653	20,237	0.189	0.393	0.0593	0.123	
PPSP-10-S-20241023	B29813	1.25	0.393	16.6	49.6	0.653	20,237	0.189	0.393	0.0593	0.123	
PPSP-9-S-20241023	B49647	1.46	0.458	19.3	49.6	0.653	20,235	0.189	0.393	0.0593	0.123	
PPSP-8-S-20241023	C34240	0.670	0.210	8.85	49.6	0.653	20,233	0.189	0.393	0.0593	0.123	
PPSP-8-D-20241023	C00591	0.707	0.221	9.33	49.6	0.653	20,233	0.189	0.393	0.0593	0.123	
PPSP-7-S-20241023	B49393	0.598	0.187	7.89	49.6	0.653	20,232	0.189	0.393	0.0593	0.123	

Enthalpy Analytical

Company: Power Engineers, Inc.

Job No.: 2024FW403-1 EPA Method 325B Analysis

Site: Portland Pipeline - S Portland, ME

Ethylbenzene

Sample Code	Tube ID	Conc (ug/m ³)	Conc (ppbv)	Calc Amt (ng)	Temp (°F)	Uptake Rate (mL/min)	Sample Time (min)	LOD (ug/m ³)	LOQ (ug/m ³)	LOD (ppbv)	LOQ (ppbv)	Flags
PPSP-6-S-20241023	B27888				49.6	0.448	20,246	0.276	0.588	0.0635	0.135	ND
PPSP-5-S-20241023	B21071				49.6	0.448	20,247	0.276	0.588	0.0635	0.135	ND
PPSP-4-S-20241023	B48696				49.6	0.448	20,244	0.276	0.588	0.0635	0.135	ND
PPSP-3-S-20241023	C00600				49.6	0.448	20,244	0.276	0.588	0.0635	0.135	ND
PPSP-2-S-20241023	B50783				49.6	0.448	20,242	0.276	0.588	0.0635	0.135	ND
PPSP-1-B-20241023	C01693				49.6	0.448	20,239	0.276	0.588	0.0635	0.136	ND
PPSP-1-S-20241023	B29719				49.6	0.448	20,239	0.276	0.588	0.0635	0.136	ND
PPSP-13-S-20241023	B30672				49.6	0.448	20,239	0.276	0.588	0.0635	0.136	ND
PPSP-12-S-20241023	B17591				49.6	0.448	20,238	0.276	0.588	0.0635	0.136	ND
PPSP-11-S-20241023	B50749				49.6	0.448	20,237	0.276	0.588	0.0635	0.136	ND
PPSP-10-S-20241023	B29813				49.6	0.448	20,237	0.276	0.588	0.0635	0.136	ND
PPSP-9-S-20241023	B49647				49.6	0.448	20,235	0.276	0.588	0.0635	0.136	ND
PPSP-8-S-20241023	C34240				49.6	0.448	20,233	0.276	0.588	0.0635	0.136	ND
PPSP-8-D-20241023	C00591				49.6	0.448	20,233	0.276	0.588	0.0635	0.136	ND
PPSP-7-S-20241023	B49393				49.6	0.448	20,232	0.276	0.588	0.0635	0.136	ND

Enthalpy Analytical

Company: Power Engineers, Inc.

Job No.: 2024FW403-1 EPA Method 325B Analysis

Site: Portland Pipeline - S Portland, ME

m-/p-Xylene

Sample Code	Tube ID	Conc (ug/m ³)	Conc (ppbv)	Calc Amt (ng)	Temp (°F)	Uptake Rate (mL/min)	Sample Time (min)	LOD (ug/m ³)	LOQ (ug/m ³)	LOD (ppbv)	LOQ (ppbv)	Flags
PPSP-6-S-20241023	B27888	0.389	0.0897	3.53	49.6	0.448	20,246	0.276	0.592	0.0635	0.136	J
PPSP-5-S-20241023	B21071	0.496	0.114	4.50	49.6	0.448	20,247	0.276	0.592	0.0635	0.136	J
PPSP-4-S-20241023	B48696	0.308	0.0709	2.79	49.6	0.448	20,244	0.276	0.592	0.0635	0.136	J
PPSP-3-S-20241023	C00600	0.492	0.113	4.46	49.6	0.448	20,244	0.276	0.592	0.0635	0.136	J
PPSP-2-S-20241023	B50783	0.372	0.0857	3.37	49.6	0.448	20,242	0.276	0.592	0.0635	0.136	J
PPSP-1-B-20241023	C01693				49.6	0.448	20,239	0.276	0.592	0.0635	0.136	ND
PPSP-1-S-20241023	B29719	0.692	0.159	6.27	49.6	0.448	20,239	0.276	0.592	0.0635	0.136	
PPSP-13-S-20241023	B30672	0.350	0.0807	3.17	49.6	0.448	20,239	0.276	0.592	0.0635	0.136	J
PPSP-12-S-20241023	B17591	0.488	0.113	4.43	49.6	0.448	20,238	0.276	0.592	0.0635	0.136	J
PPSP-11-S-20241023	B50749	0.475	0.109	4.30	49.6	0.448	20,237	0.276	0.592	0.0635	0.136	J
PPSP-10-S-20241023	B29813	0.563	0.130	5.10	49.6	0.448	20,237	0.276	0.592	0.0635	0.136	J
PPSP-9-S-20241023	B49647	0.498	0.115	4.52	49.6	0.448	20,235	0.276	0.592	0.0635	0.136	J
PPSP-8-S-20241023	C34240	0.485	0.112	4.40	49.6	0.448	20,233	0.276	0.592	0.0635	0.136	J
PPSP-8-D-20241023	C00591	0.414	0.0955	3.76	49.6	0.448	20,233	0.276	0.592	0.0635	0.136	J
PPSP-7-S-20241023	B49393	0.439	0.101	3.98	49.6	0.448	20,232	0.276	0.592	0.0635	0.136	J

Enthalpy Analytical

Company: Power Engineers, Inc.

Job No.: 2024FW403-1 EPA Method 325B Analysis

Site: Portland Pipeline - S Portland, ME

o-Xylene

Sample Code	Tube ID	Conc (ug/m ³)	Conc (ppbv)	Calc Amt (ng)	Temp (°F)	Uptake Rate (mL/min)	Sample Time (min)	LOD (ug/m ³)	LOQ (ug/m ³)	LOD (ppbv)	LOQ (ppbv)	Flags
PPSP-6-S-20241023	B27888				49.6	0.448	20,246	0.276	0.595	0.0635	0.137	ND
PPSP-5-S-20241023	B21071				49.6	0.448	20,247	0.276	0.595	0.0635	0.137	ND
PPSP-4-S-20241023	B48696				49.6	0.448	20,244	0.276	0.595	0.0635	0.137	ND
PPSP-3-S-20241023	C00600				49.6	0.448	20,244	0.276	0.595	0.0635	0.137	ND
PPSP-2-S-20241023	B50783				49.6	0.448	20,242	0.276	0.595	0.0635	0.137	ND
PPSP-1-B-20241023	C01693				49.6	0.448	20,239	0.276	0.595	0.0635	0.137	ND
PPSP-1-S-20241023	B29719				49.6	0.448	20,239	0.276	0.595	0.0635	0.137	ND
PPSP-13-S-20241023	B30672				49.6	0.448	20,239	0.276	0.595	0.0635	0.137	ND
PPSP-12-S-20241023	B17591				49.6	0.448	20,238	0.276	0.595	0.0635	0.137	ND
PPSP-11-S-20241023	B50749				49.6	0.448	20,237	0.276	0.595	0.0635	0.137	ND
PPSP-10-S-20241023	B29813				49.6	0.448	20,237	0.276	0.595	0.0635	0.137	ND
PPSP-9-S-20241023	B49647				49.6	0.448	20,235	0.276	0.595	0.0635	0.137	ND
PPSP-8-S-20241023	C34240				49.6	0.448	20,233	0.276	0.595	0.0635	0.137	ND
PPSP-8-D-20241023	C00591				49.6	0.448	20,233	0.276	0.595	0.0635	0.137	ND
PPSP-7-S-20241023	B49393				49.6	0.448	20,232	0.276	0.595	0.0635	0.137	ND

Enthalpy Analytical

Company: Power Engineers, Inc.

Job No.: 2024FW403-1 EPA Method 325B Analysis

Site: Portland Pipeline - S Portland, ME

Toluene

Sample Code	Tube ID	Conc (ug/m ³)	Conc (ppbv)	Calc Amt (ng)	Temp (°F)	Uptake Rate (mL/min)	Sample Time (min)	LOD (ug/m ³)	LOQ (ug/m ³)	LOD (ppbv)	LOQ (ppbv)	Flags
PPSP-6-S-20241023	B27888	1.04	0.276	10.7	49.6	0.507	20,246	0.244	0.525	0.0647	0.140	
PPSP-5-S-20241023	B21071	1.10	0.293	11.3	49.6	0.507	20,247	0.244	0.525	0.0647	0.140	
PPSP-4-S-20241023	B48696	1.07	0.284	11.0	49.6	0.507	20,244	0.244	0.526	0.0647	0.140	
PPSP-3-S-20241023	C00600	1.71	0.454	17.5	49.6	0.507	20,244	0.244	0.526	0.0647	0.140	
PPSP-2-S-20241023	B50783	1.48	0.393	15.2	49.6	0.507	20,242	0.244	0.526	0.0647	0.140	
PPSP-1-B-20241023	C01693				49.6	0.507	20,239	0.244	0.526	0.0648	0.140	ND
PPSP-1-S-20241023	B29719	2.10	0.559	21.6	49.6	0.507	20,239	0.244	0.526	0.0648	0.140	
PPSP-13-S-20241023	B30672	1.08	0.286	11.0	49.6	0.507	20,239	0.244	0.526	0.0648	0.140	
PPSP-12-S-20241023	B17591	1.57	0.416	16.0	49.6	0.507	20,238	0.244	0.526	0.0648	0.140	
PPSP-11-S-20241023	B50749	1.26	0.334	12.9	49.6	0.507	20,237	0.244	0.526	0.0648	0.140	
PPSP-10-S-20241023	B29813	1.47	0.390	15.1	49.6	0.507	20,237	0.244	0.526	0.0648	0.140	
PPSP-9-S-20241023	B49647	1.35	0.359	13.9	49.6	0.507	20,235	0.244	0.526	0.0648	0.140	
PPSP-8-S-20241023	C34240	1.25	0.331	12.8	49.6	0.507	20,233	0.244	0.526	0.0648	0.140	
PPSP-8-D-20241023	C00591	1.05	0.280	10.8	49.6	0.507	20,233	0.244	0.526	0.0648	0.140	
PPSP-7-S-20241023	B49393	1.28	0.341	13.2	49.6	0.507	20,232	0.244	0.526	0.0648	0.140	

J: Estimated Value - The analyte was detected between the Method Detection Limit and Reporting Limit

ND: The analyte was not present above the Method Detection Limit

QC



Enthalpy Analytical

Company: Power Engineers, Inc.

Job No.: 2024FW403-1 EPA Method 325B Analysis

Site: Portland Pipeline - S Portland, ME

QC Samples

Field Sample Type	Sample Code	Benzene		Ethylbenzene		m-/p-Xylene		o-Xylene		Toluene	
Blanks (ug/m ³)	PPSP-1-B-20241023	ND	Pass	ND	Pass	ND	Pass	ND	Pass	ND	Pass
Duplicates (difference)	PPSP-8-D-20241023	5.3%	Pass		Pass	16%	Pass		Pass	17%	Pass

Narrative Summary



Enthalpy Analytical Narrative Summary

Company	Power Engineers, Inc.
Site	Portland Pipeline - S Portland, ME
Report #	2024FW403


Custody	<p>Enthalpy Analytical, LLC received the sample tubes on 11/7/24. The samples were received in good condition at a temperature of 21.0 °C.</p> <p>Prior to, during, and after analysis, the samples were kept under lock with access only to authorized personnel by Enthalpy Analytical, LLC.</p>
Analysis	<p>The samples were analyzed for benzene, toluene, ethylbenzene, m-/p-xylenes, and o-xylene using EPA Method 325B – Volatile Organic Compounds from Fugitive and Area Sources by Thermal Desorption and GC/MS. A copy of the acquisition method (M325B-TD35.M) is not included in this report but may be available upon request.</p>
Calibration	<p>All BFB criteria have been met for this analysis.</p> <p>The initial calibration met 30% RSD criteria. The initial calibration verification met 30% recovery criteria. The continuing calibration verifications met 30% difference criteria. The initial and continuing calibration raw data are not included in this report but are available upon request.</p>
Quality Control Notes	<p>All quality control criteria required by the method and/or the laboratory SOP have been met unless noted otherwise below.</p>
Reporting Notes	<p>The samples may have been purged to remove known or suspected moisture. If purging occurred, a CCV and a Method Blank will have been purged alongside the samples. The laboratory maintains documentation of samples that are purged.</p> <p>As specified in EPA Method 325B, the response factor of the daily continuing calibration standard was used to quantitate all field samples and blanks.</p> <p>All samples were reported as amount in ng catch, and concentration in µg/m³ and ppbv.</p> <p>The results presented in this report are representative of the samples as provided to the laboratory.</p> <p>These analyses met the requirements of the TNI Standard. Any deviations from the requirements of the reference method or TNI Standard have been stated above.</p>



Sample Custody



2024 FW403



EPA Method 325 A/B
Field Test Data Sheet and
Chain of Custody Record

Page # 1 of # 2

- Standard Turn Around Time (7 business days)
- Rush Turn Around Time
- All TATs Subject to Approval by Enthalpy Analytical, LLC
- Unless otherwise specified, sample tubes will be conditioned for re-use 3 business days after submission of results

Site Name:	South Portland Terminal	Client Name:	Portland Pipe Line	PO#:	
Site Address:		Project Number:		Sample Event #	
City:		Project Manager:	Tom Rolfsen	Sorbent:	
State:		Email Address:	tom.rolfsen@powererg.com		
Zip:		Telephone #:			


Location	Sample ID (Tube ID)	Sample, Blank or Duplicate	Start Date	Start Time	Stop Date	Stop Time	Deployed/ Collected by	Ave. Pressure (inHg)	Avg. Ambient Temp. (°F)
6	B27888	sample	10/23/24	9:54 AM	11/6/24	10:20 AM	JB / JB		
5	B21071	sample	10/23/24	9:59 AM	11/6/24	10:26 AM	JB / JB		
4	B48696	sample	10/23/24	10:06 AM	11/6/24	10:30 AM	JB / JB		
3	C00600	sample	10/23/24	10:13 AM	11/6/24	10:37 AM	JB / JB		
2	B50783	sample	10/23/24	10:20 AM	11/6/24	10:42 AM	JB / JB		
1	C01693	① sample ↘	10/23/24	10:29 AM	11/6/24	10:48 AM	JB / JB		
1	B29719	blank ↘	10/23/24	10:29 AM	11/6/24	10:48 AM	JB / JB		
13	B30672	sample	10/23/24	10:35 AM	11/6/24	10:54 AM	JB / JB		

Relinquished By (printed):	Relinquished By (signature):	Relinquished Date:	Relinquished Time:
Jen Bowidowicz	Jennifer Bowidowicz	11/6/2024	
Received By (printed):	Received By (signature):	Receipt Date:	Receipt Time:
Began Allen	[Signature]	11/7/2024	10:00
Sample Condition Upon Receipt:	Compound List:	Custody Seal intact? Y/N:	Delivery tracking #
Good	BTEX	yes	
Ice Temp:	Blank Temp:	Add Custody Seal # below:	
	21.0 FLUKE 7A	24A01921	

Comments: ① Sample and blank designations switched; blank tube ID is C01693, sample tube ID B29719. Please pull the ambient temp from the KPWM NOAA station. Thank you

- 11/11/24

2024 FW403



EPA Method 325 A/B
Field Test Data Sheet and
Chain of Custody Record

Page # 2 of # 2

- Standard Turn Around Time (7 business days)
- Rush Turn Around Time
- All TATs Subject to Approval by Enthalpy Analytical, LLC
- Unless otherwise specified, sample tubes will be conditioned for re-use 3 business days after submission of results

Site Name:	South Portland Terminal	Client Name:	Portland Pipe Line	PO#:	
Site Address:		Project Number:		Sample Event #	
City:		Project Manager:	Tom Rolfson	Sorbent:	
State:		Email Address:	tom.rolfson@powererg.com		
Zip:		Telephone #:			

Location	Sample ID (Tube ID)	Sample, Blank or Duplicate	Start Date	Start Time	Stop Date	Stop Time	Deployed/ Collected by	Ave. Pressure (inHg)	Avg. Ambient Temp. (°F)
12	B17591	sample	10/23/23	10:44 AM	11/6/24	11:02 AM	JB / JB		
11	B50749	sample	10/23/23	10:50 AM	11/6/24	11:07 AM	JB / JB		
10	B29813	sample	10/23/23	10:56 AM	11/6/24	11:13 AM	JB / JB		
9	B49647	sample	10/23/23	11:02 AM	11/6/24	11:17 AM	JB / JB		
8	C34240	sample	10/23/23	11:10 AM	11/6/24	11:23 AM	JB / JB		
8	C00591	duplicate	10/23/23	11:10 AM	11/6/24	11:23 AM	JB / JB		
7	B49393	sample	10/23/23	11:18 AM	11/6/24	11:30 AM	JB / JB		

Relinquished By (printed):	Relinquished By (signature):	Relinquished Date:	Relinquished Time:
Jen Bowidowicz	Jennifer Bowidowicz	11/6/2024	
Received By (printed):	Received By (signature):	Receipt Date:	Receipt Time:
Began Allen	[Signature]	11/7/2024	10:00
Sample Condition Upon Receipt:	Compound List:	Custody Seal intact? Y/N:	Delivery tracking #
Good	BTEX	Yes	
Ice Temp:	Blank Temp:	Add Custody Seal # below:	
	21.0	24A01921	

Comments:
Please pull the ambient temp from the KPWM NOAA station. Thank you

① EE - start date should be 10/23/24.

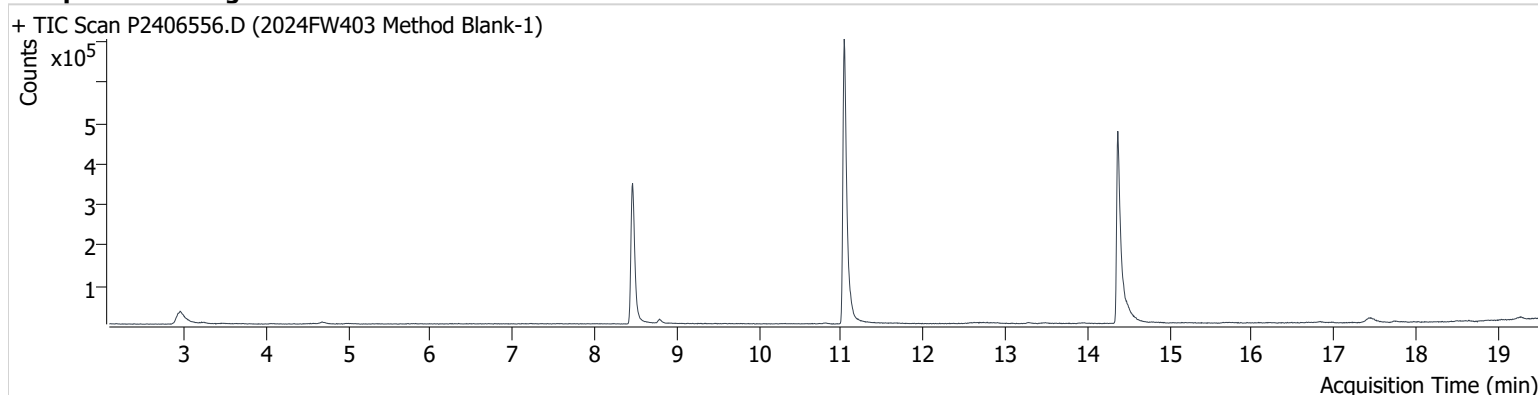
RAA
11/7/24

Sample Chromatograms



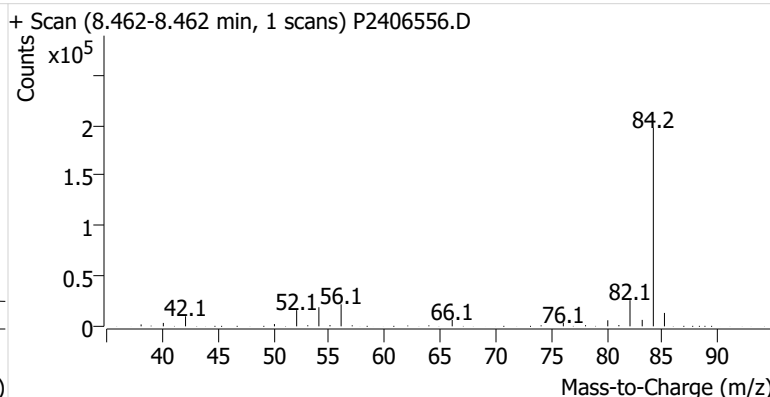
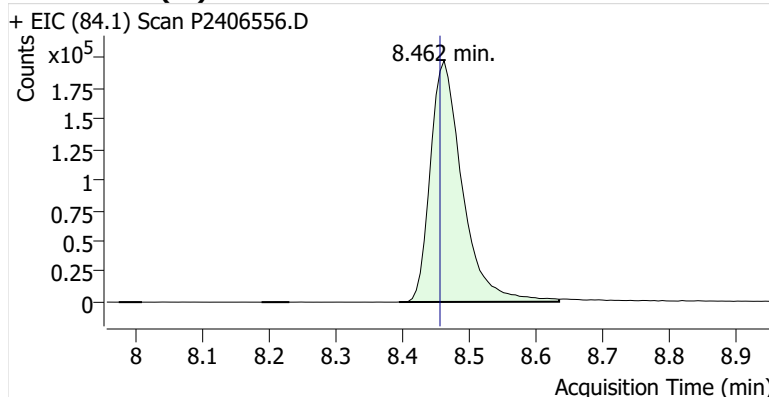
Name 2024FW403 Method Blank-1
Comment B20244
Data File P2406556.D
Acq. Date-Time 11/8/2024 3:25:20 PM
Acq. Method File M325B-TD35
Tube Sorbent Carbopack X
Analyze Quant Version 12.1
Report Quant Version 12.1

Sample Chromatogram

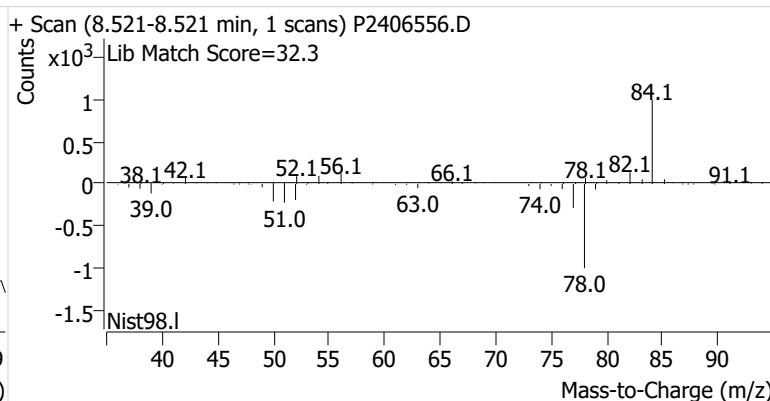
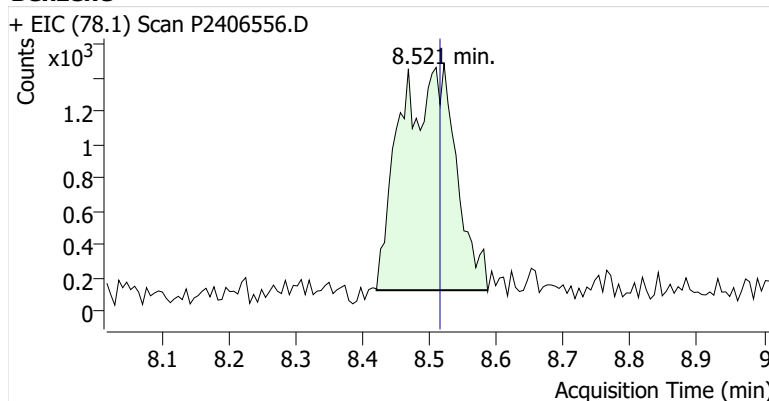


Name	ISTD	RT	ICAL RT	Resp.	Int. Flag
benzene-d6 (IS)		8.462	8.456	655,901	
Benzene	benzene-d6 (IS)	8.521	8.515	7,675	
Toluene-d8 (IS)		11.038	11.032	935,087	
Toluene	Toluene-d8 (IS)	11.139	11.121	9,218	
Ethylbenzene	Toluene-d8 (IS)	13.287	13.252	3,890	
m-/p-Xylene	Toluene-d8 (IS)	13.489	13.459	3,564	
o-Xylene	Toluene-d8 (IS)	13.934	13.922	1,569	

benzene-d6 (IS)

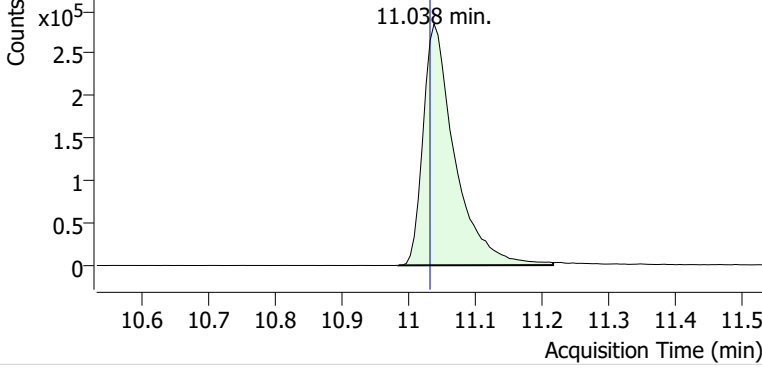


Benzene

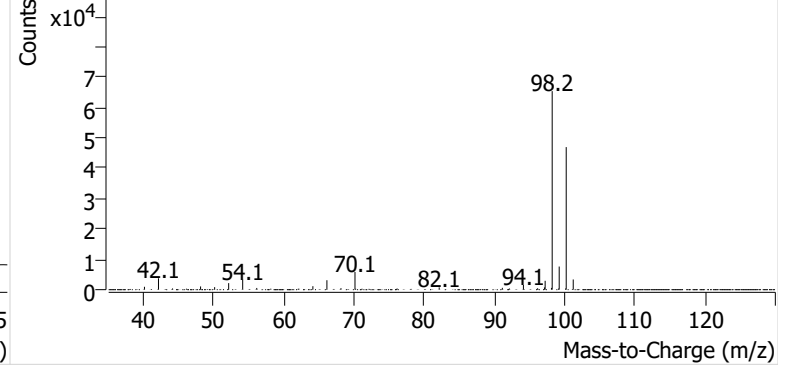


Toluene-d8 (IS)

+ EIC (98.1) Scan P2406556.D

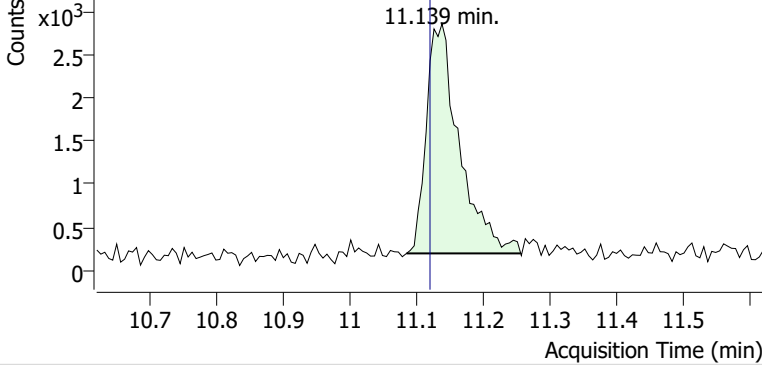


+ Scan (10.984-11.216 min, 40 scans) P2406556.D

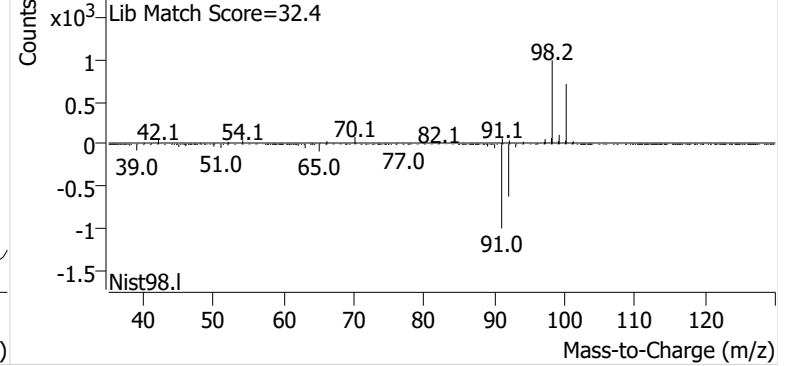


Toluene

+ EIC (91.1) Scan P2406556.D

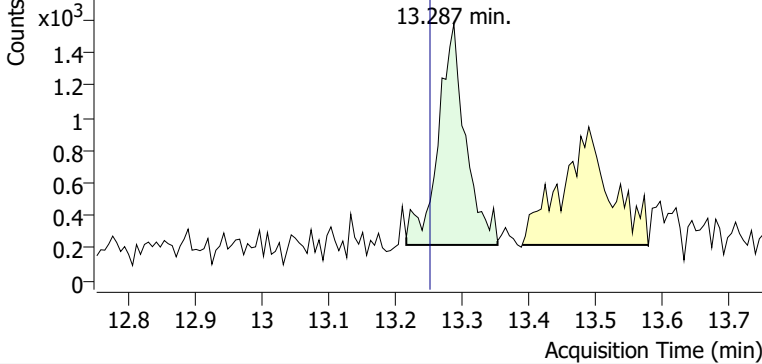


+ Scan (11.086-11.257 min, 28 scans) P2406556.D

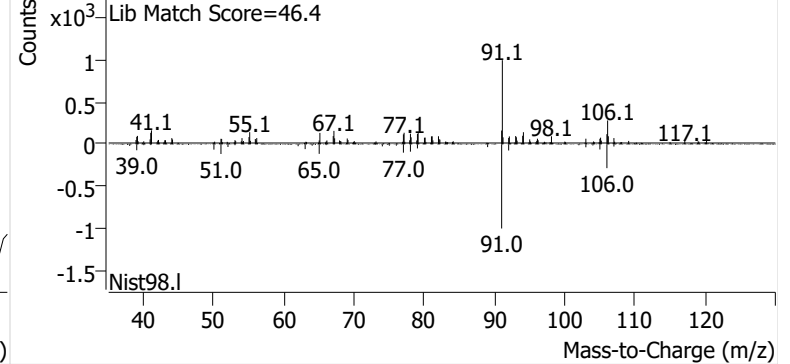


Ethylbenzene

+ EIC (91.1) Scan P2406556.D

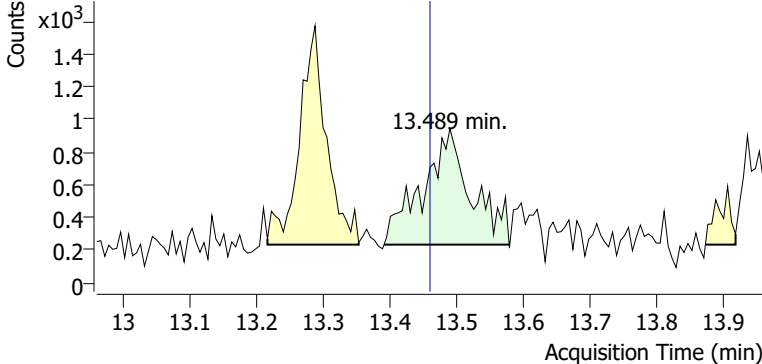


+ Scan (13.216-13.353 min, 24 scans) P2406556.D

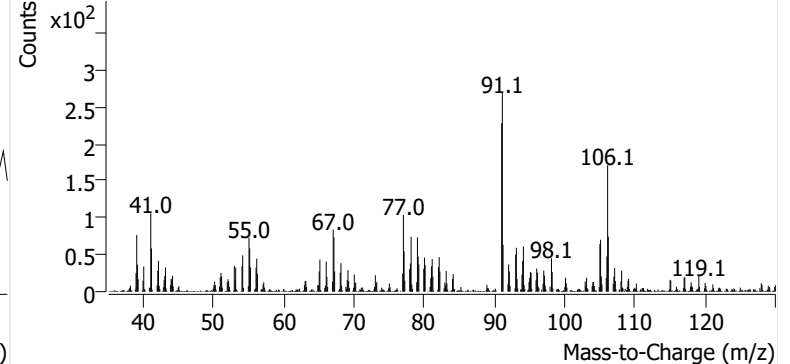


m-/p-Xylene

+ EIC (91.1) Scan P2406556.D

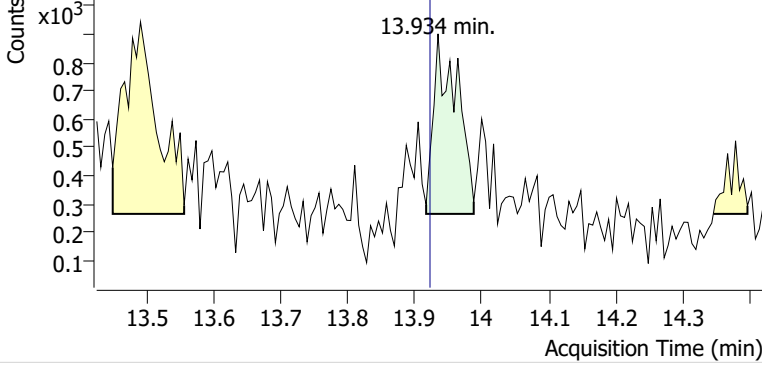


+ Scan (13.391-13.578 min, 31 scans) P2406556.D

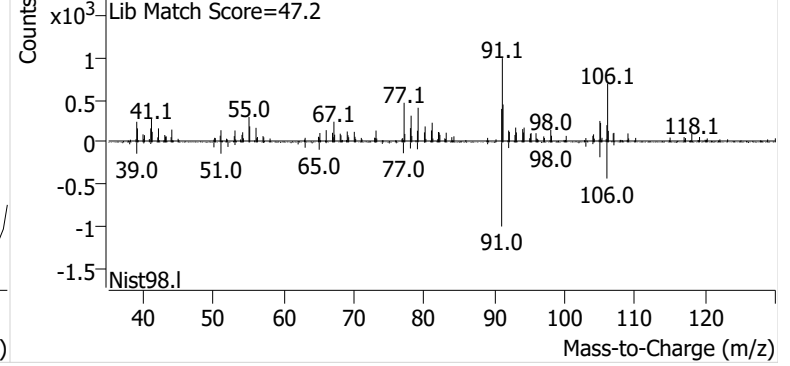


o-Xylene

+ EIC (91.1) Scan P2406556.D

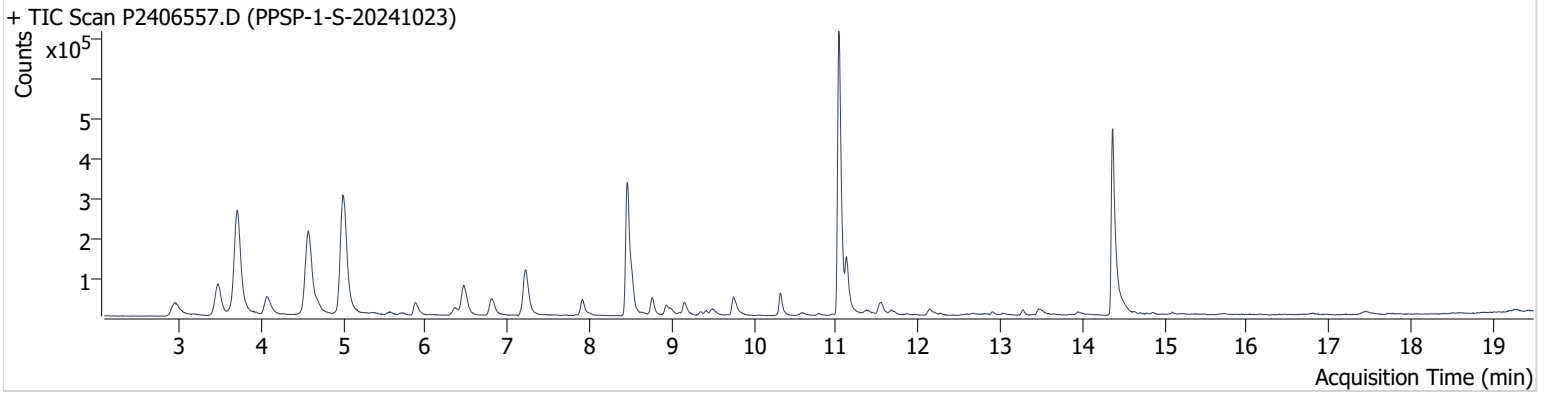


+ Scan (13.917-13.988 min, 13 scans) P2406556.D



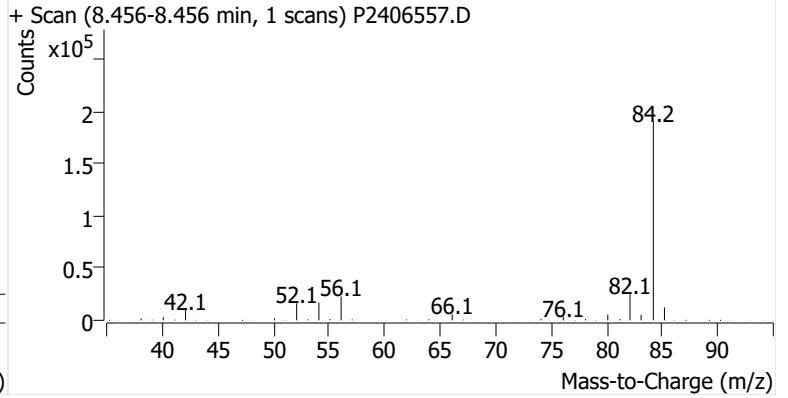
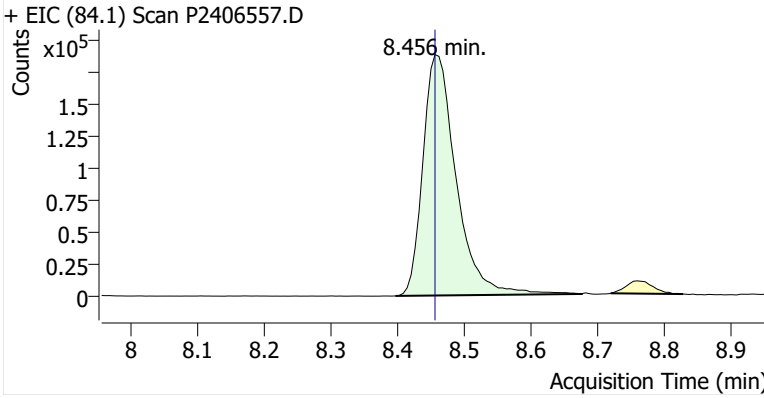
Name PPSP-1-S-20241023
Comment B29719
Data File P2406557.D
Acq. Date-Time 11/8/2024 4:03:13 PM
Acq. Method File M325B-TD35
Tube Sorbent Carbopack X
Analyze Quant Version 12.1
Report Quant Version 12.1

Sample Chromatogram

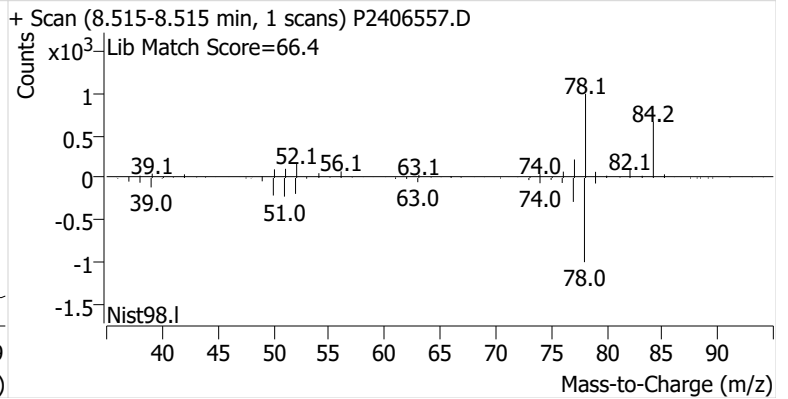
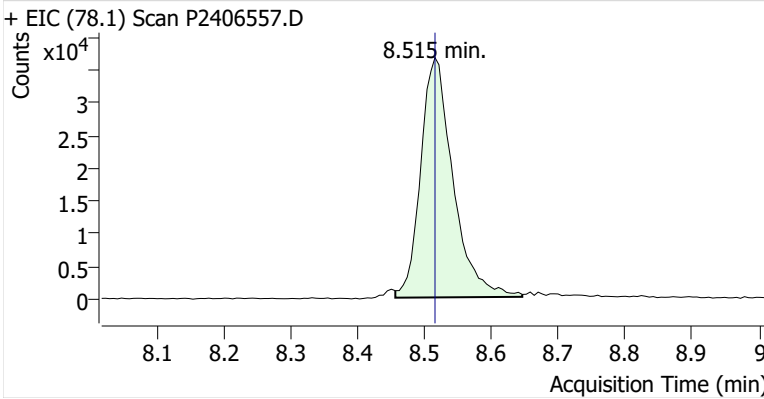


Name	ISTD	RT	ICAL RT	Resp.	Int. Flag
benzene-d6 (IS)		8.456	8.456	654,366	
Benzene	benzene-d6 (IS)	8.515	8.515	123,482	
Toluene-d8 (IS)		11.032	11.032	923,994	
Toluene	Toluene-d8 (IS)	11.127	11.121	161,209	
Ethylbenzene	Toluene-d8 (IS)	13.275	13.252	17,304	
m-/p-Xylene	Toluene-d8 (IS)	13.465	13.459	36,166	
o-Xylene	Toluene-d8 (IS)	13.946	13.922	12,846	

benzene-d6 (IS)

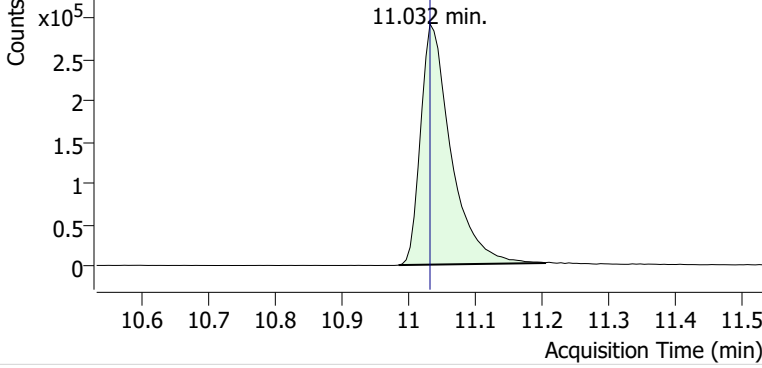


Benzene

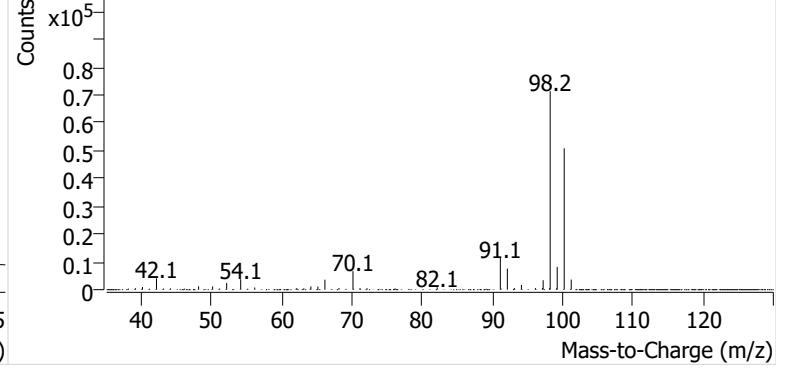


Toluene-d8 (IS)

+ EIC (98.1) Scan P2406557.D

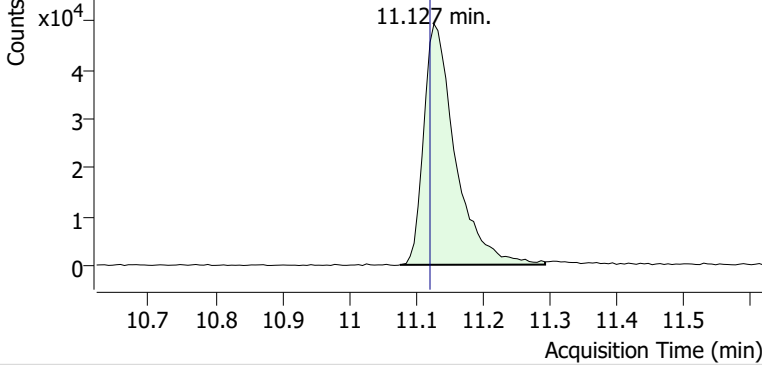


+ Scan (10.985-11.204 min, 37 scans) P2406557.D

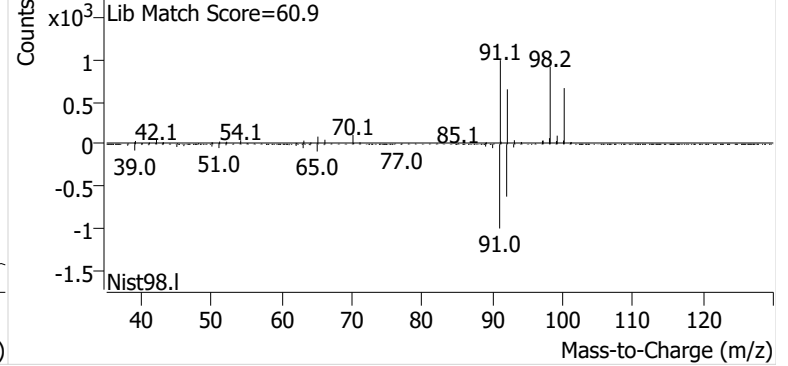


Toluene

+ EIC (91.1) Scan P2406557.D

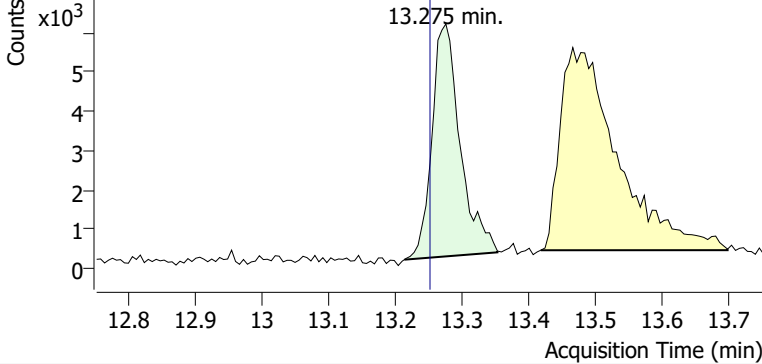


+ Scan (11.076-11.293 min, 37 scans) P2406557.D

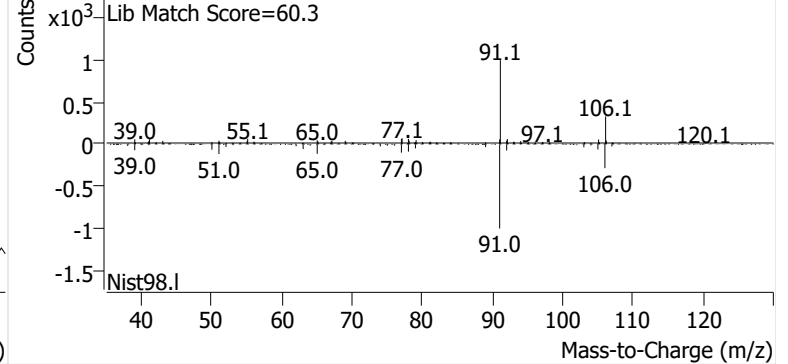


Ethylbenzene

+ EIC (91.1) Scan P2406557.D

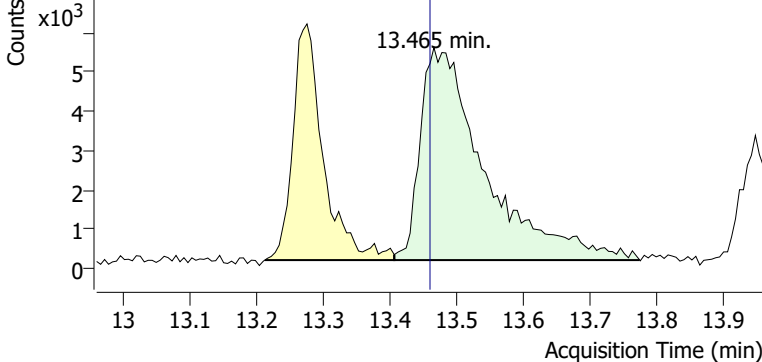


+ Scan (13.213-13.353 min, 24 scans) P2406557.D

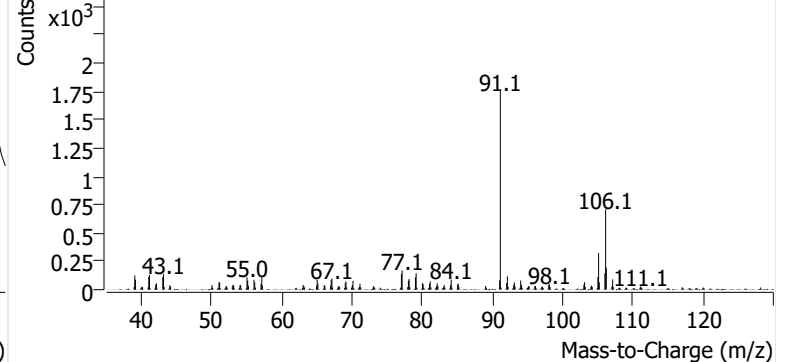


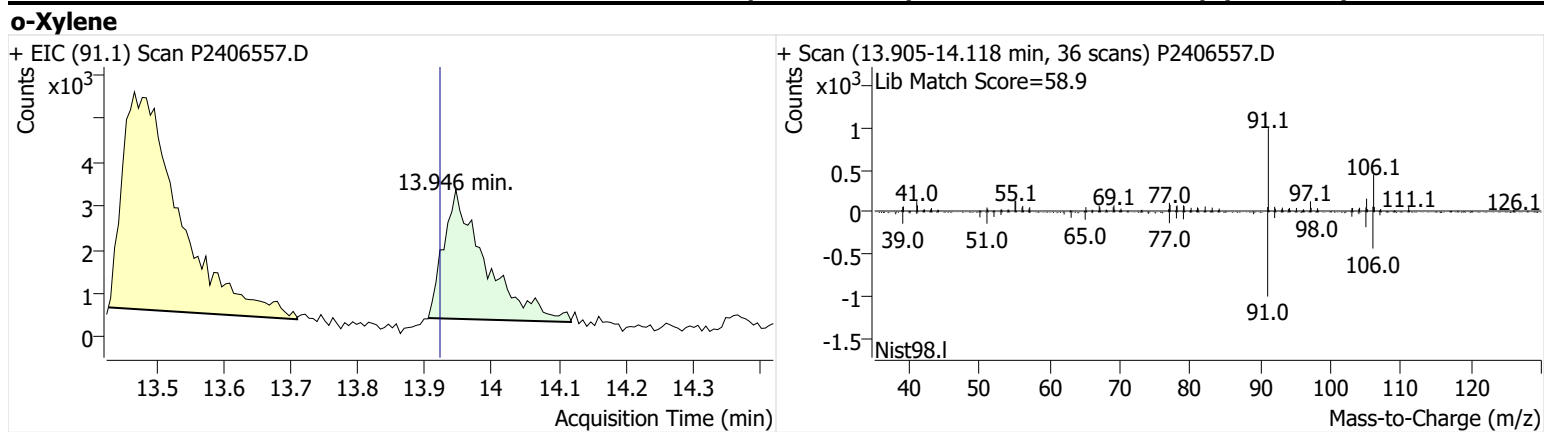
m-/p-Xylene

+ EIC (91.1) Scan P2406557.D



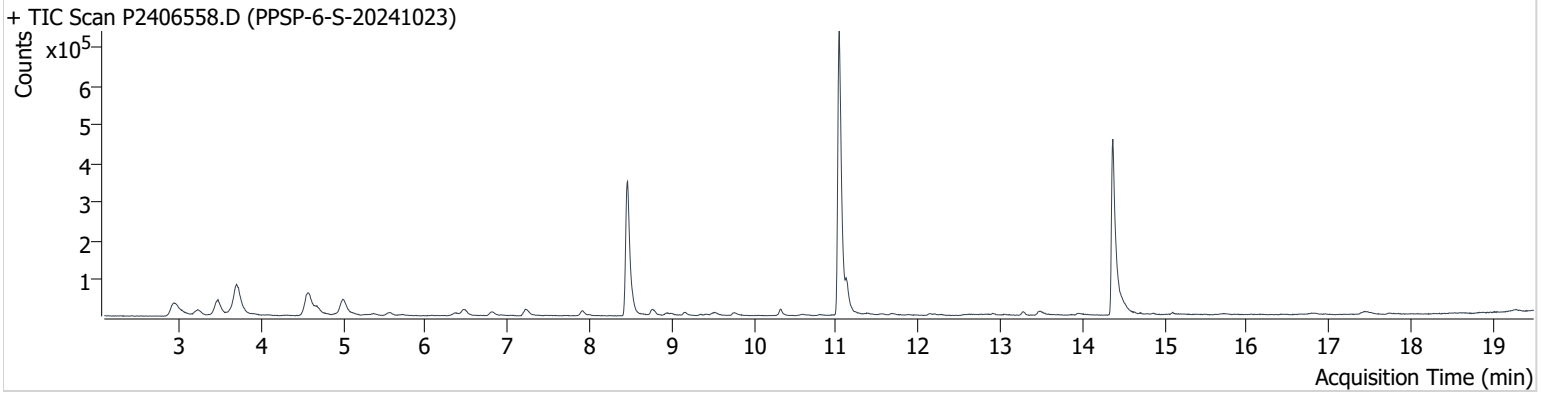
+ Scan (13.406-13.773 min, 62 scans) P2406557.D





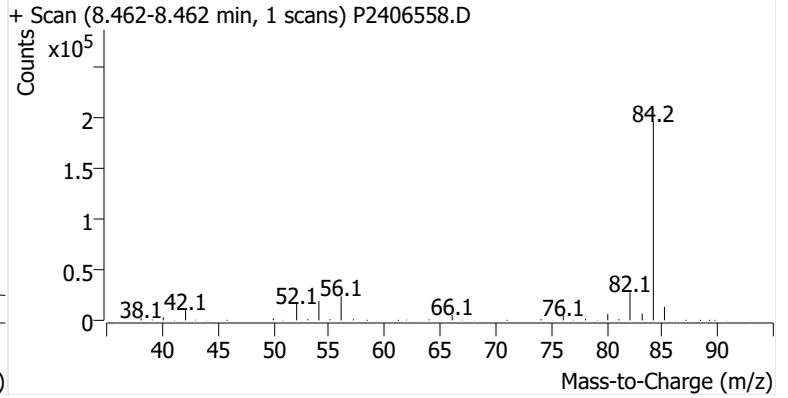
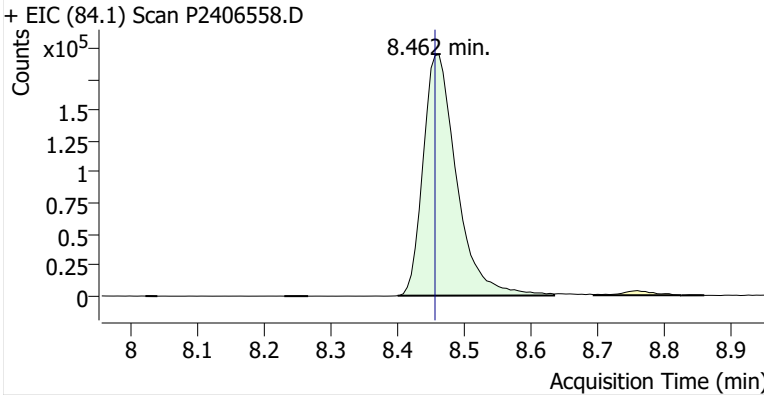
Name PPSP-6-S-20241023
Comment B27888
Data File P2406558.D
Acq. Date-Time 11/8/2024 4:41:06 PM
Acq. Method File M325B-TD35
Tube Sorbent Carbopack X
Analyze Quant Version 12.1
Report Quant Version 12.1

Sample Chromatogram

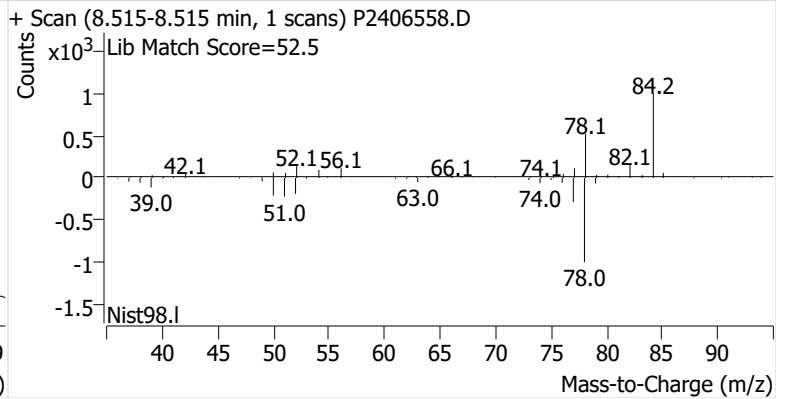
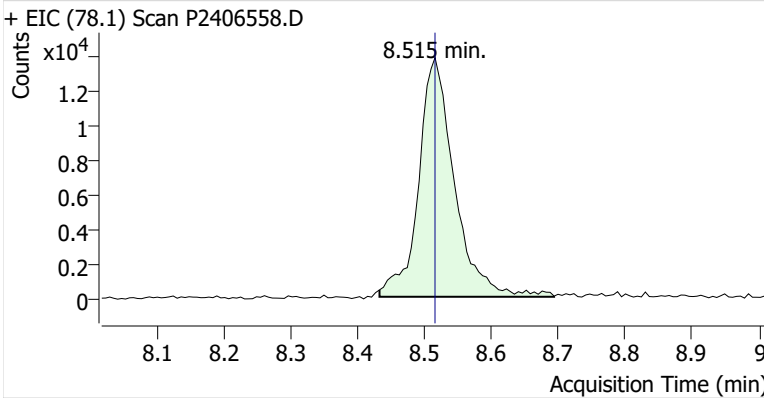


Name	ISTD	RT	ICAL RT	Resp.	Int. Flag
benzene-d6 (IS)		8.462	8.456	677,716	
Benzene	benzene-d6 (IS)	8.515	8.515	51,218	
Toluene-d8 (IS)		11.038	11.032	966,150	
Toluene	Toluene-d8 (IS)	11.127	11.121	83,271	
Ethylbenzene	Toluene-d8 (IS)	13.275	13.252	11,437	
m-/p-Xylene	Toluene-d8 (IS)	13.465	13.459	21,271	
o-Xylene	Toluene-d8 (IS)	13.946	13.922	8,182	

benzene-d6 (IS)

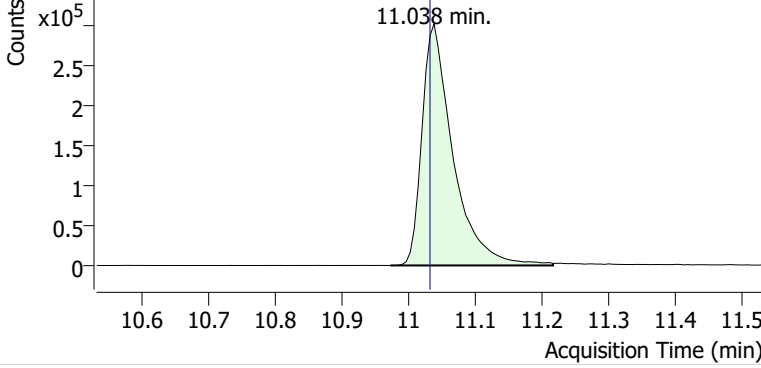


Benzene

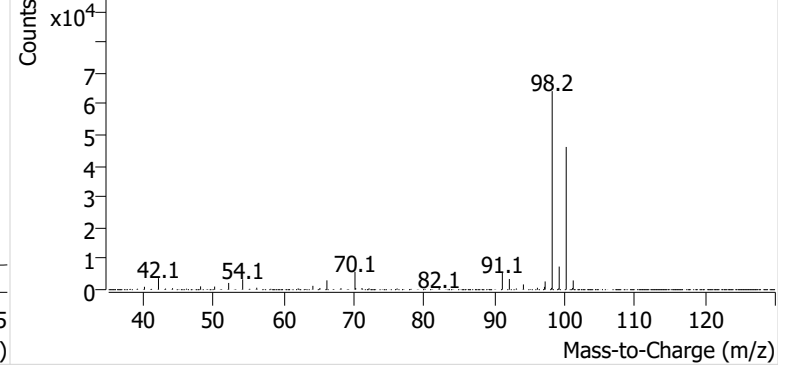


Toluene-d8 (IS)

+ EIC (98.1) Scan P2406558.D

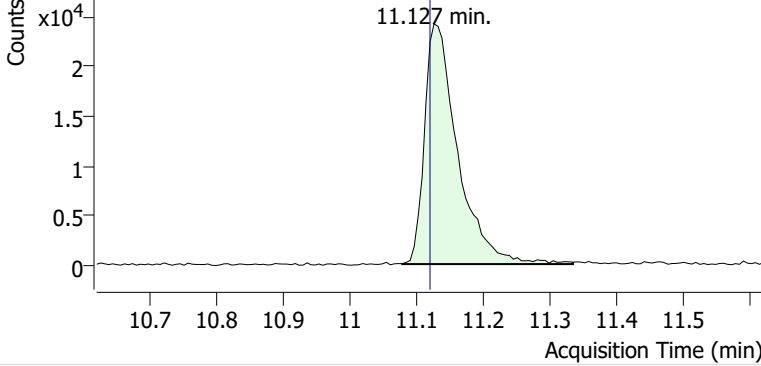


+ Scan (10.973-11.216 min, 42 scans) P2406558.D

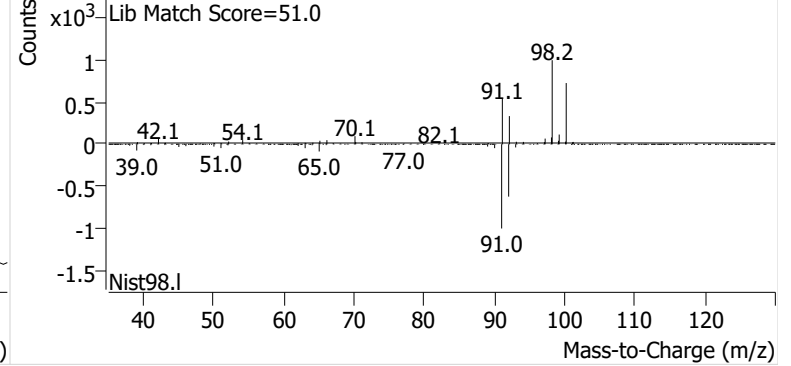


Toluene

+ EIC (91.1) Scan P2406558.D

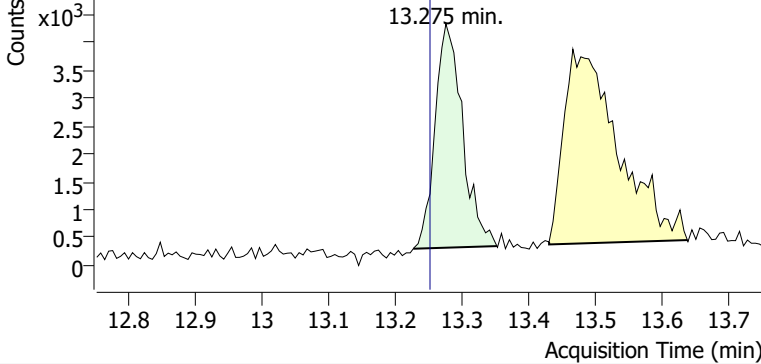


+ Scan (11.079-11.335 min, 44 scans) P2406558.D

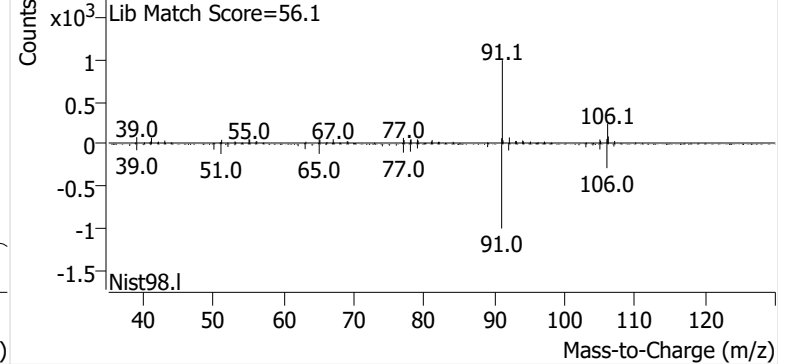


Ethylbenzene

+ EIC (91.1) Scan P2406558.D

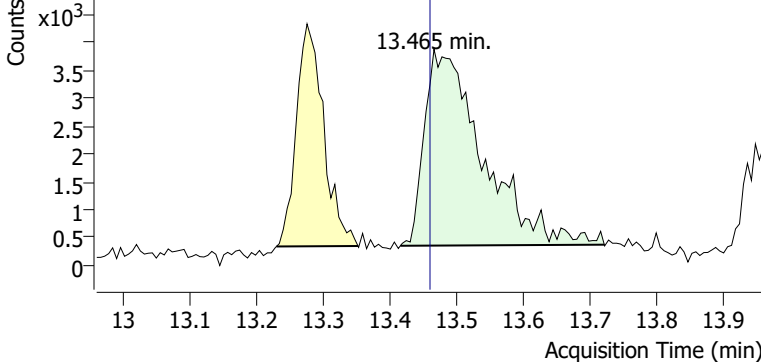


+ Scan (13.227-13.352 min, 21 scans) P2406558.D

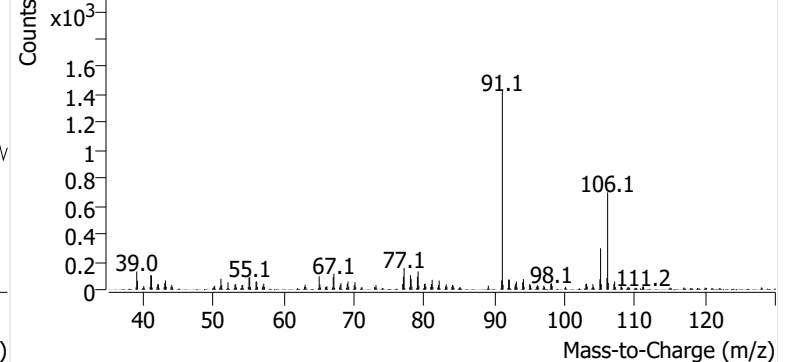


m-/p-Xylene

+ EIC (91.1) Scan P2406558.D

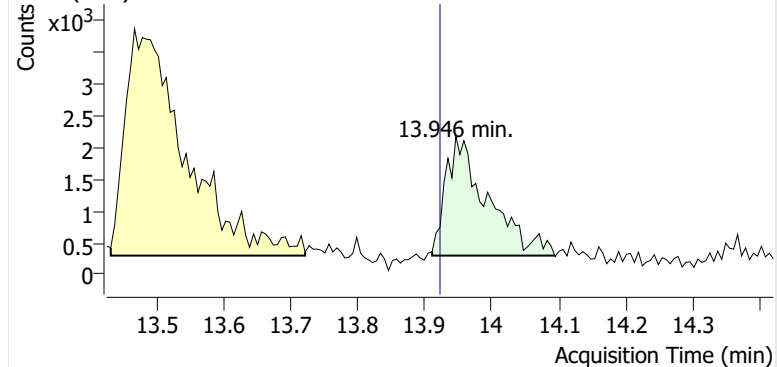


+ Scan (13.415-13.720 min, 51 scans) P2406558.D

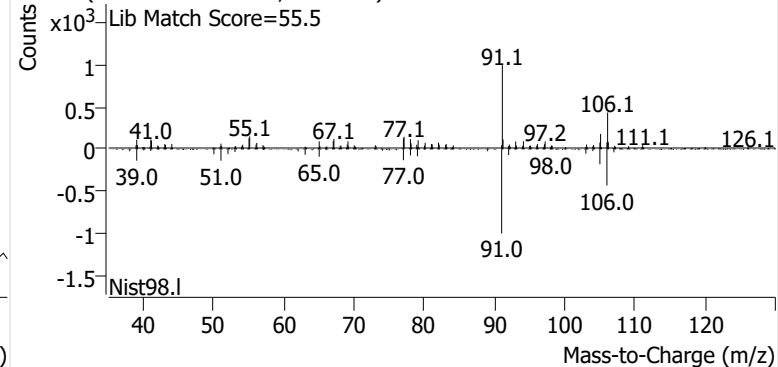


o-Xylene

+ EIC (91.1) Scan P2406558.D

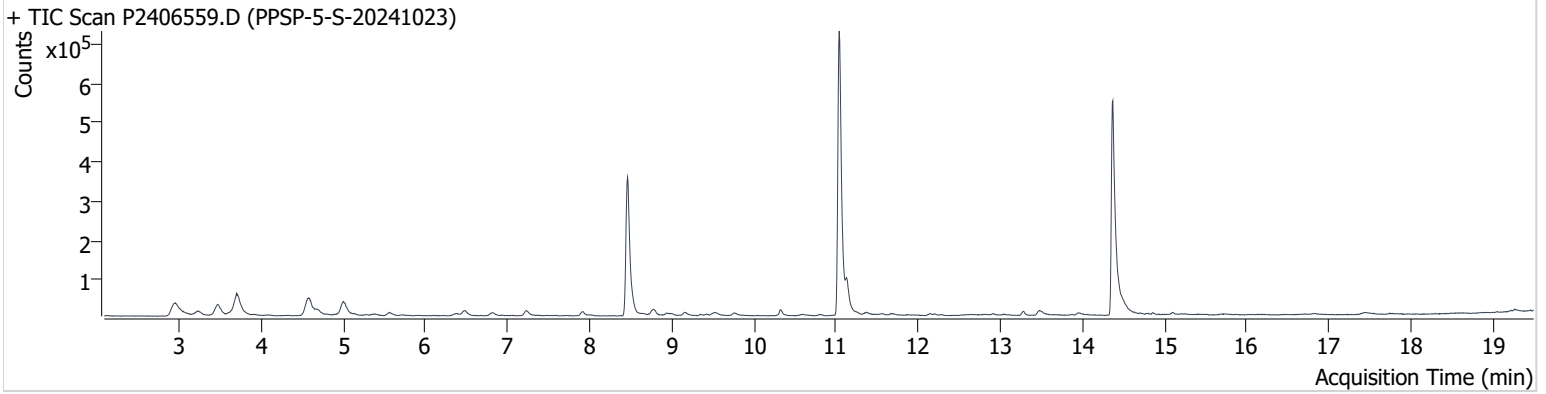


+ Scan (13.911-14.094 min, 31 scans) P2406558.D



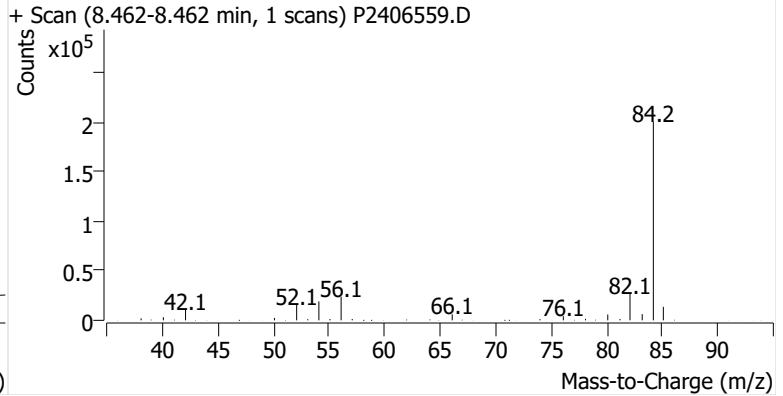
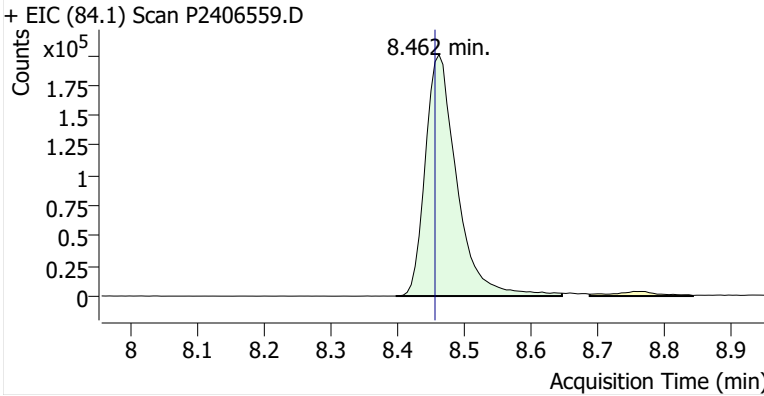
Name PPSP-5-S-20241023
Comment B21071
Data File P2406559.D
Acq. Date-Time 11/8/2024 5:18:57 PM
Acq. Method File M325B-TD35
Tube Sorbent Carbopack X
Analyze Quant Version 12.1
Report Quant Version 12.1

Sample Chromatogram

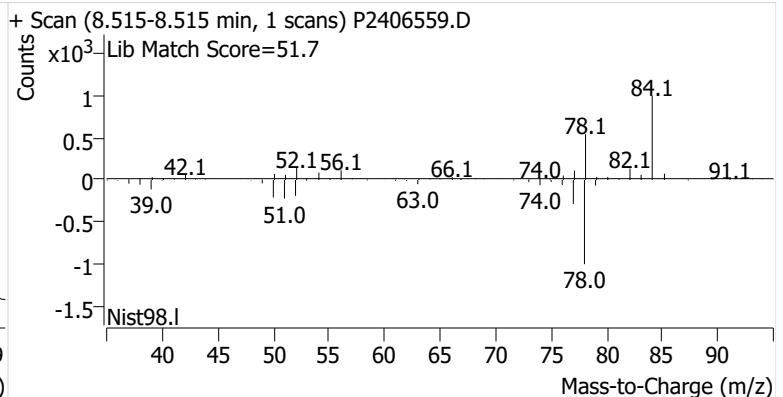
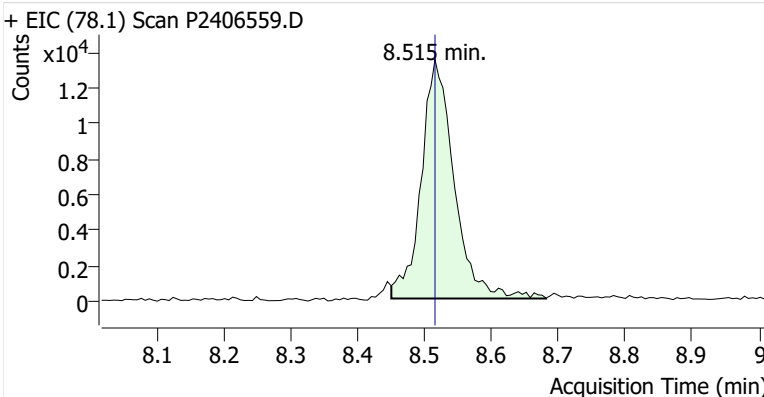


Name	ISTD	RT	ICAL RT	Resp.	Int. Flag
benzene-d6 (IS)		8.462	8.456	657,469	
Benzene	benzene-d6 (IS)	8.515	8.515	46,002	
Toluene-d8 (IS)		11.038	11.032	948,042	
Toluene	Toluene-d8 (IS)	11.133	11.121	86,866	
Ethylbenzene	Toluene-d8 (IS)	13.275	13.252	12,860	
m-/p-Xylene	Toluene-d8 (IS)	13.477	13.459	26,589	
o-Xylene	Toluene-d8 (IS)	13.940	13.922	9,392	

benzene-d6 (IS)

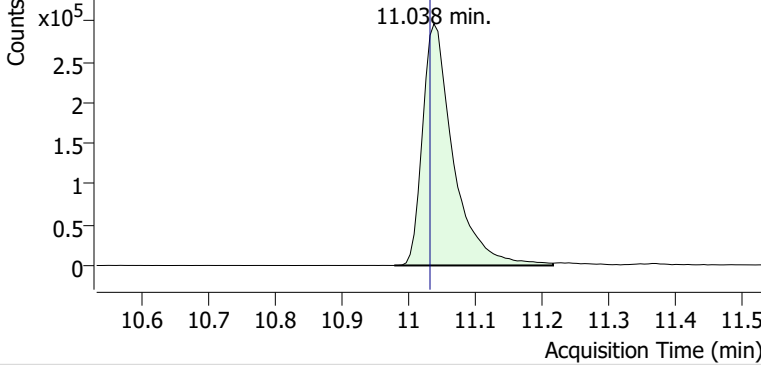


Benzene

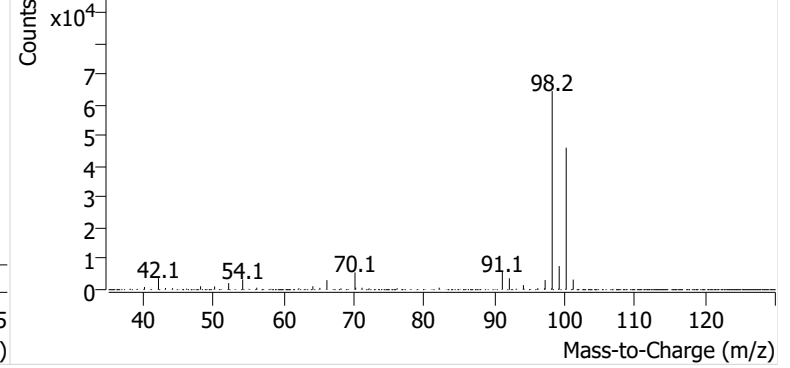


Toluene-d8 (IS)

+ EIC (98.1) Scan P2406559.D

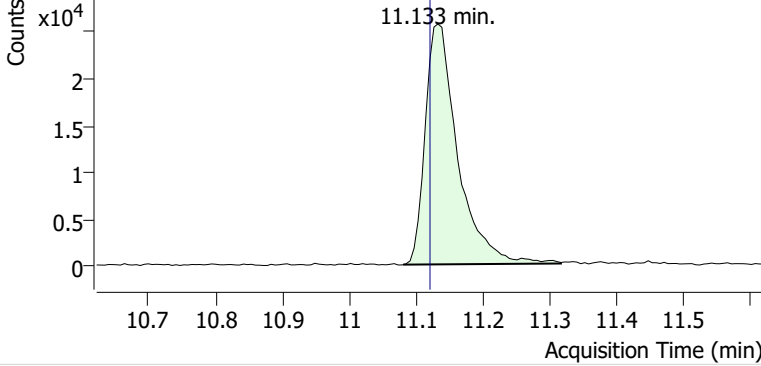


+ Scan (10.978-11.216 min, 41 scans) P2406559.D

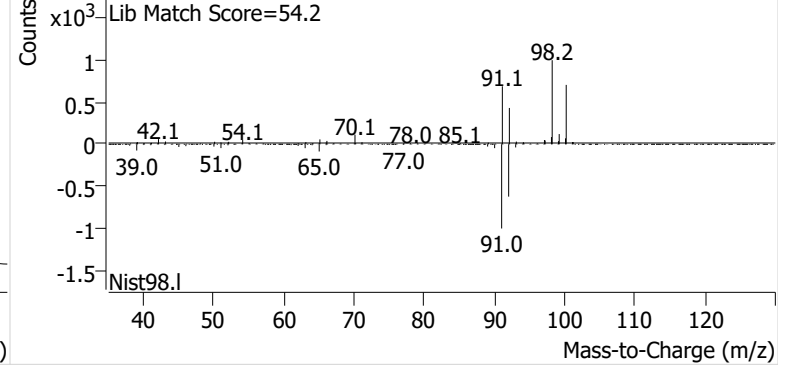


Toluene

+ EIC (91.1) Scan P2406559.D

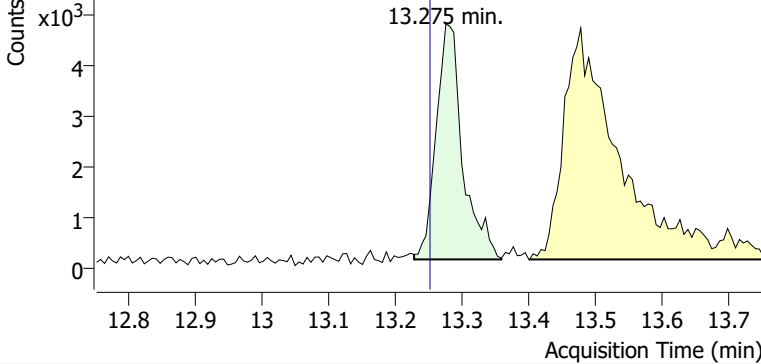


+ Scan (11.081-11.317 min, 40 scans) P2406559.D

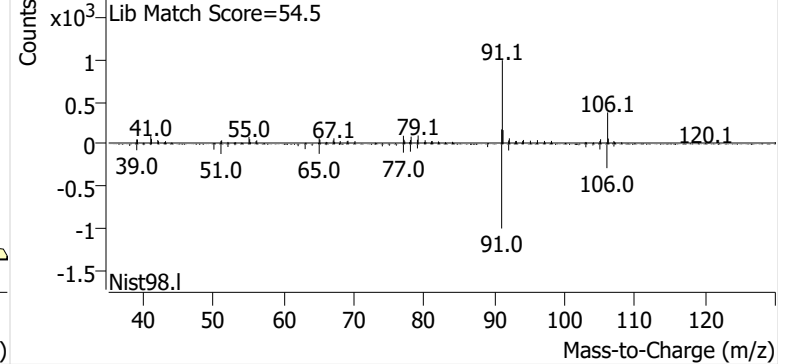


Ethylbenzene

+ EIC (91.1) Scan P2406559.D

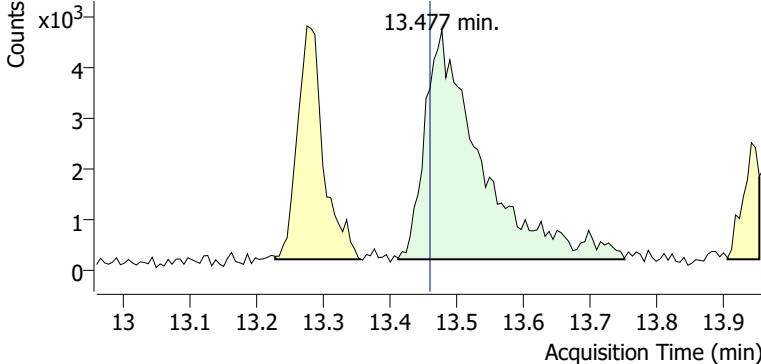


+ Scan (13.228-13.358 min, 23 scans) P2406559.D

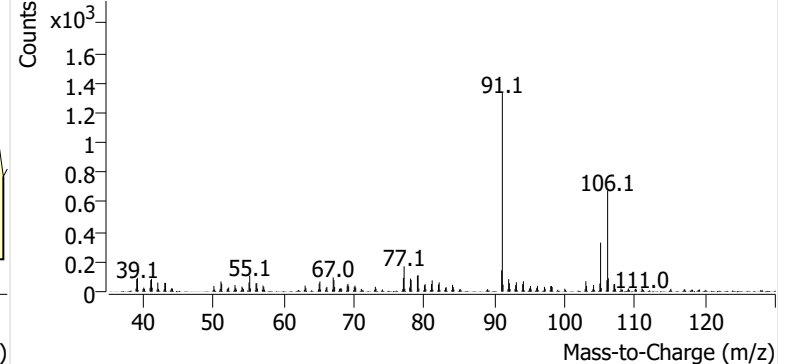


m-/p-Xylene

+ EIC (91.1) Scan P2406559.D

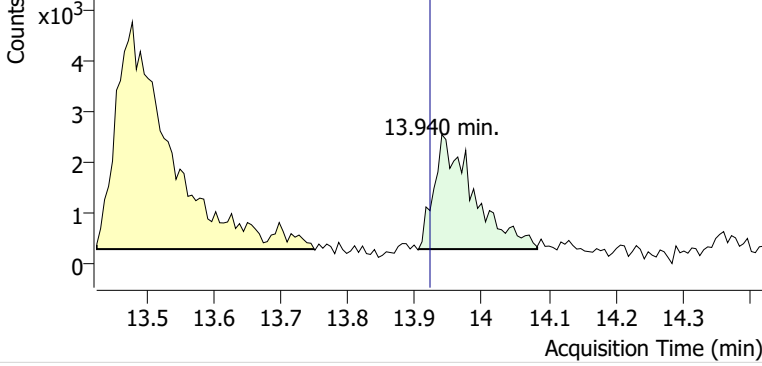


+ Scan (13.412-13.750 min, 58 scans) P2406559.D

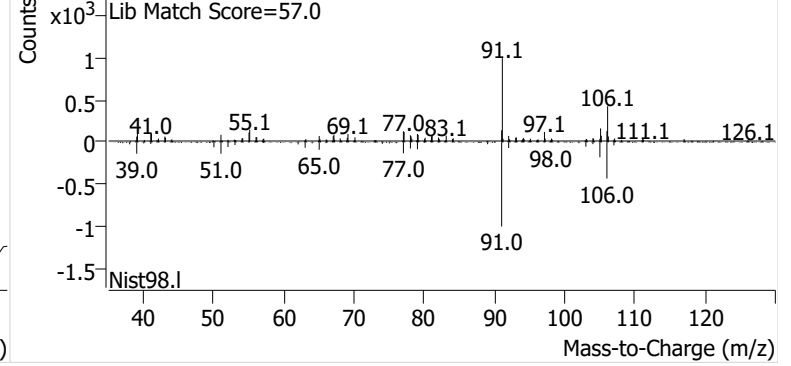


o-Xylene

+ EIC (91.1) Scan P2406559.D

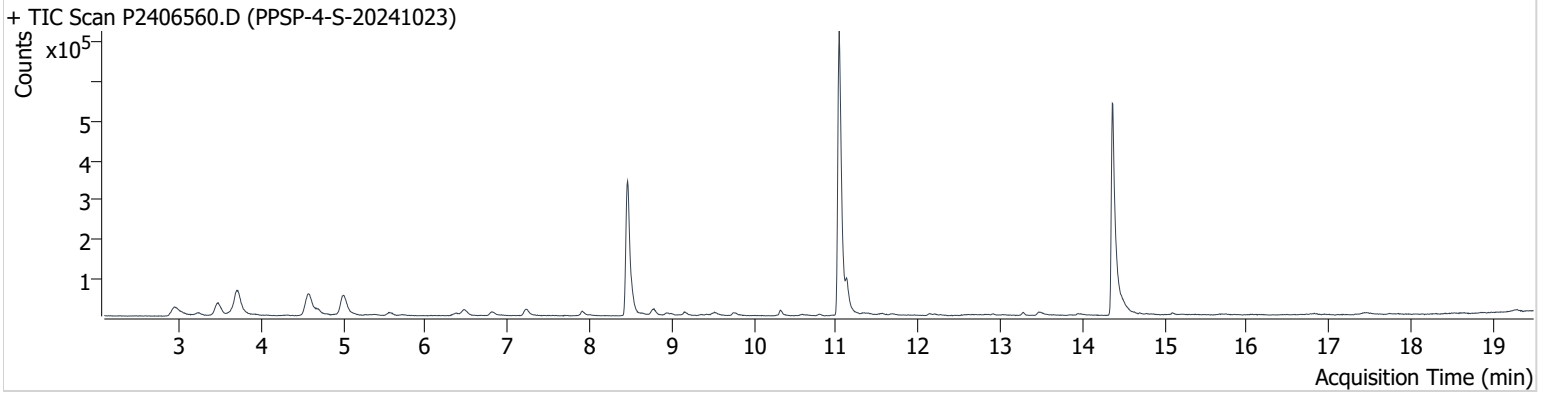


+ Scan (13.905-14.083 min, 30 scans) P2406559.D



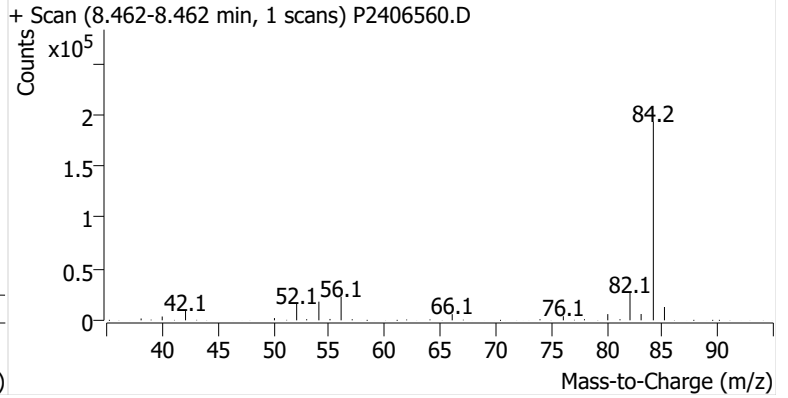
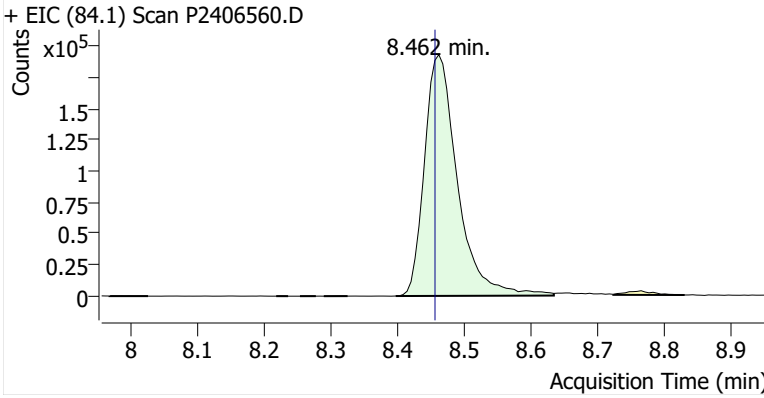
Name PPSP-4-S-20241023
Comment B48696
Data File P2406560.D
Acq. Date-Time 11/8/2024 5:57:04 PM
Acq. Method File M325B-TD35
Tube Sorbent Carbopack X
Analyze Quant Version 12.1
Report Quant Version 12.1

Sample Chromatogram

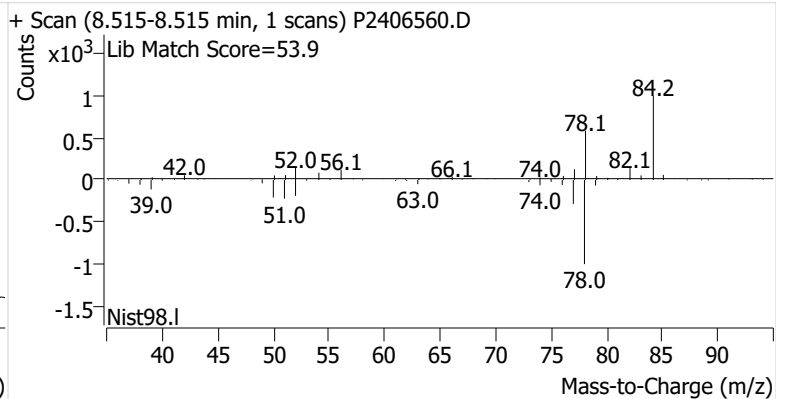
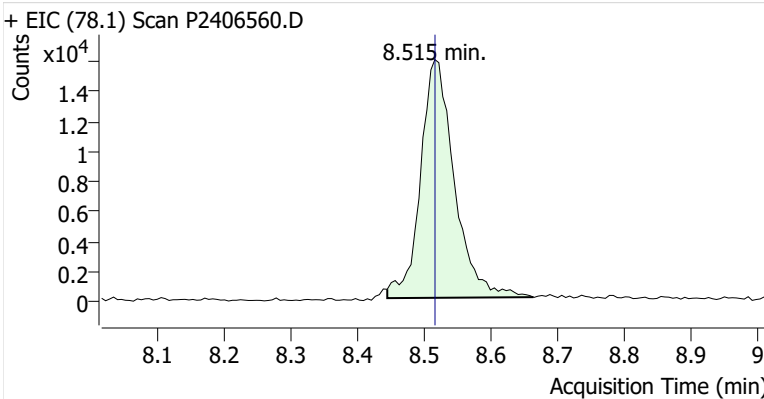


Name	ISTD	RT	ICAL RT	Resp.	Int. Flag
benzene-d6 (IS)		8.462	8.456	661,704	
Benzene	benzene-d6 (IS)	8.515	8.515	56,190	
Toluene-d8 (IS)		11.038	11.032	928,767	
Toluene	Toluene-d8 (IS)	11.133	11.121	82,460	
Ethylbenzene	Toluene-d8 (IS)	13.275	13.252	9,349	
m-/p-Xylene	Toluene-d8 (IS)	13.471	13.459	16,165	
o-Xylene	Toluene-d8 (IS)	13.946	13.922	5,741	m

benzene-d6 (IS)

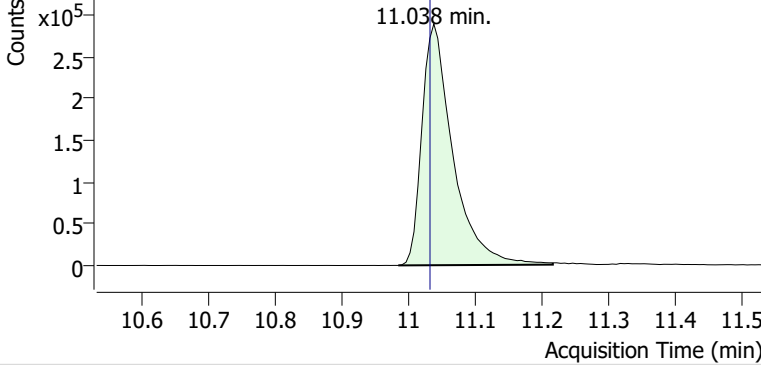


Benzene

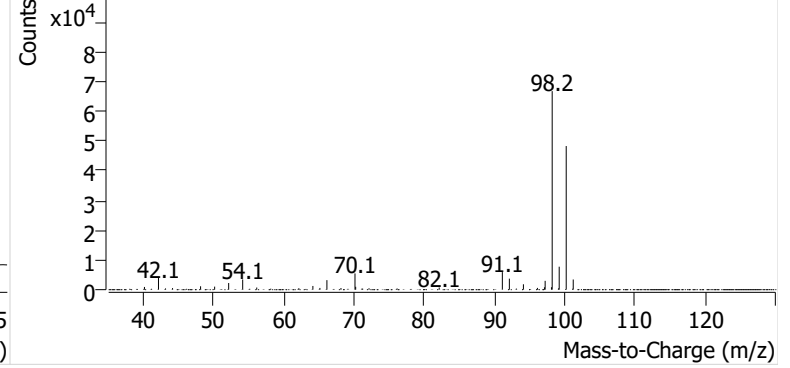


Toluene-d8 (IS)

+ EIC (98.1) Scan P2406560.D

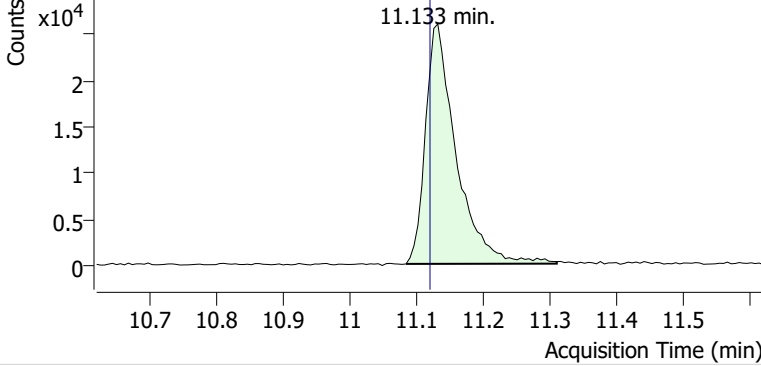


+ Scan (10.984-11.216 min, 39 scans) P2406560.D

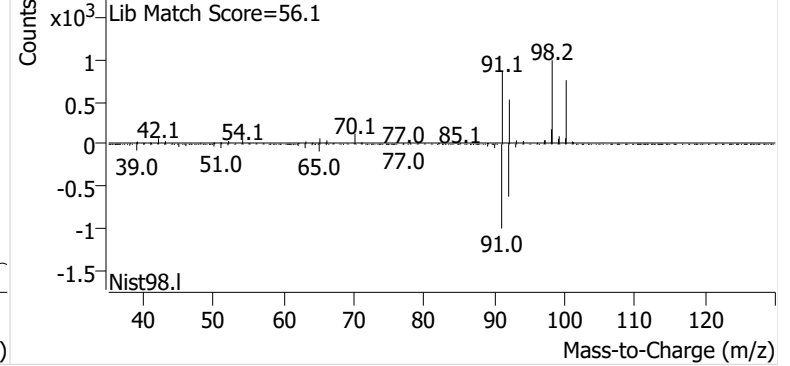


Toluene

+ EIC (91.1) Scan P2406560.D

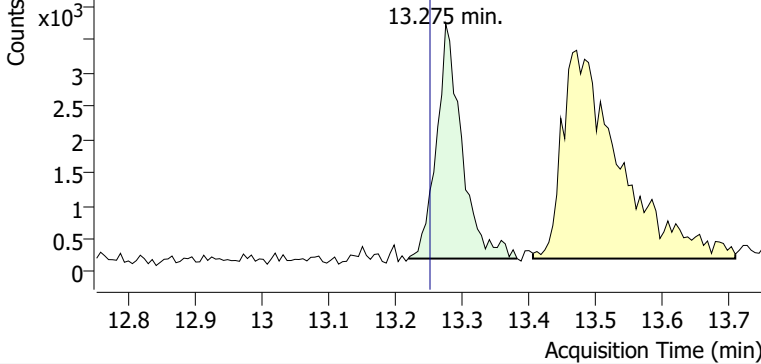


+ Scan (11.085-11.311 min, 38 scans) P2406560.D

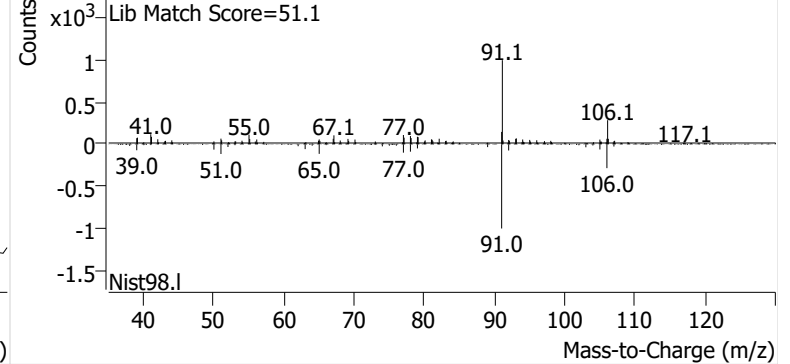


Ethylbenzene

+ EIC (91.1) Scan P2406560.D

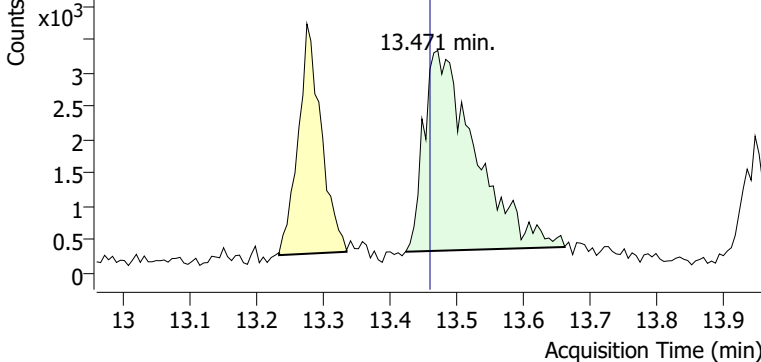


+ Scan (13.219-13.382 min, 28 scans) P2406560.D

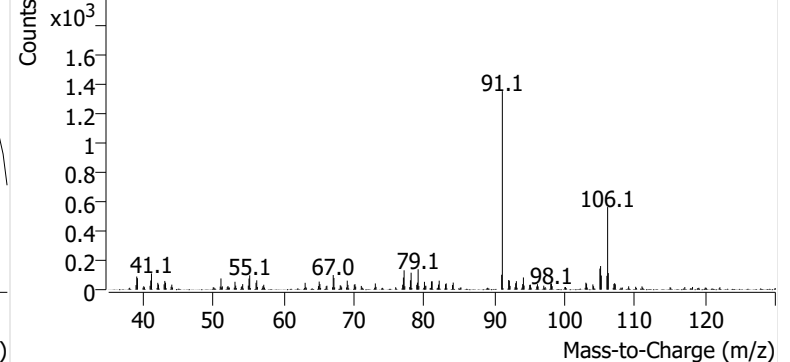


m-/p-Xylene

+ EIC (91.1) Scan P2406560.D

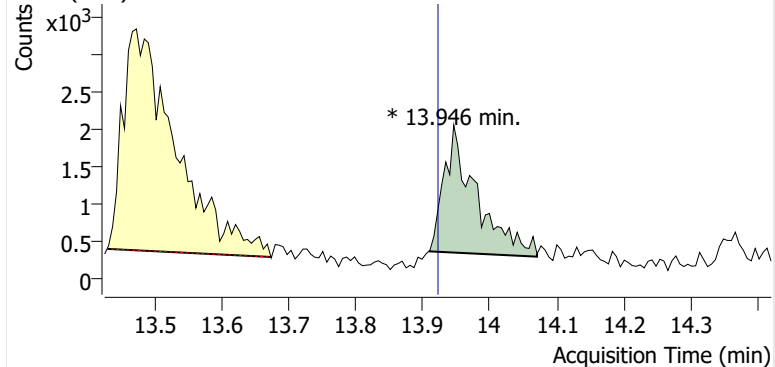


+ Scan (13.423-13.661 min, 41 scans) P2406560.D

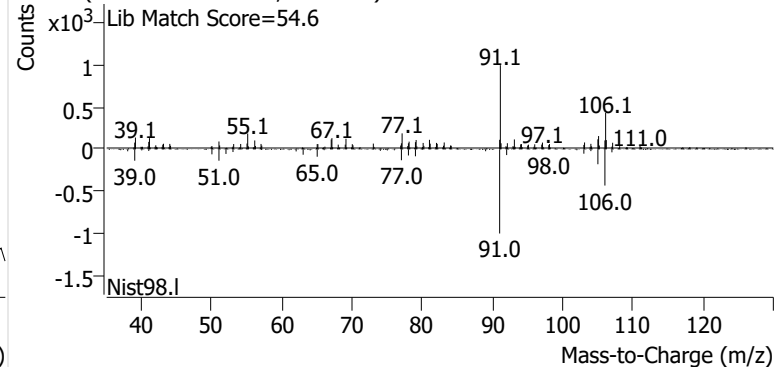


o-Xylene

+ EIC (91.1) Scan P2406560.D

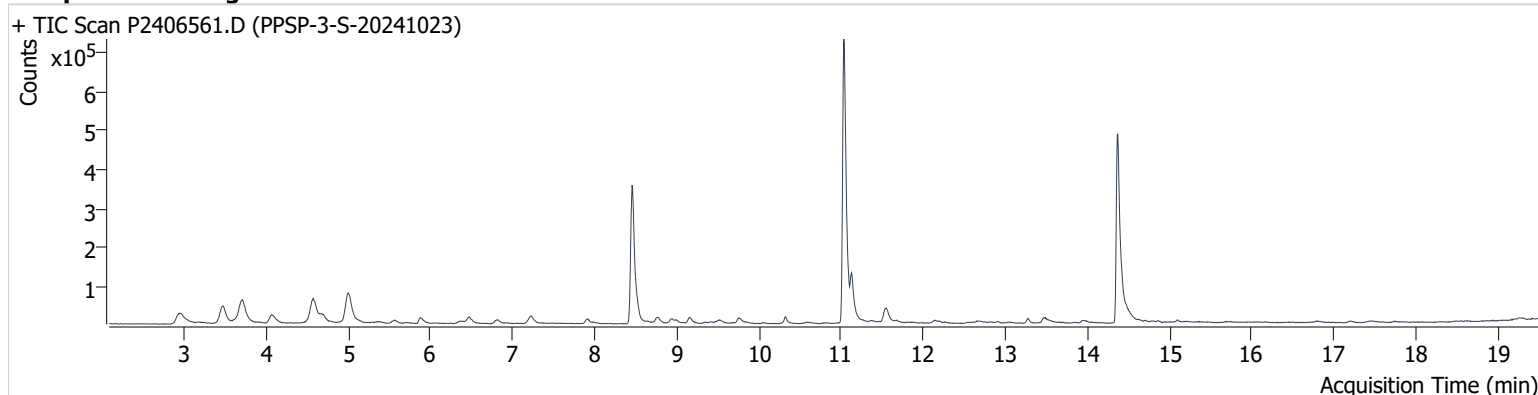


+ Scan (13.909-14.071 min, 28 scans) P2406560.D



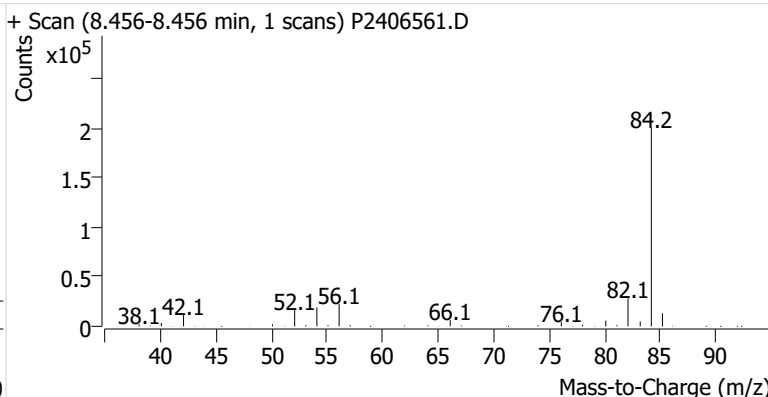
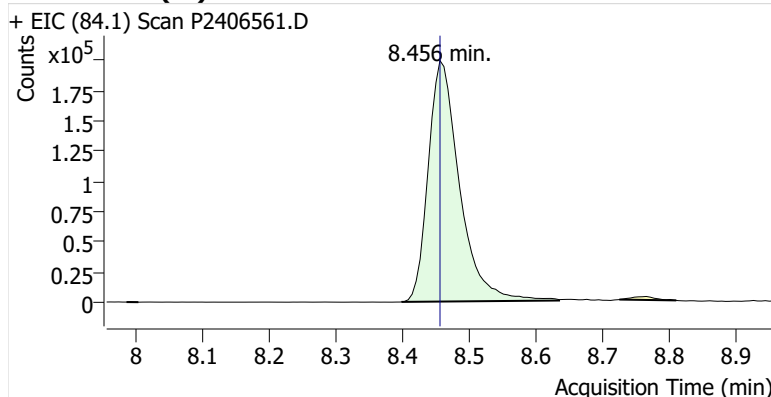
Name PPSP-3-S-20241023
Comment C00600
Data File P2406561.D
Acq. Date-Time 11/8/2024 6:34:21 PM
Acq. Method File M325B-TD35
Tube Sorbent Carbopack X
Analyze Quant Version 12.1
Report Quant Version 12.1

Sample Chromatogram

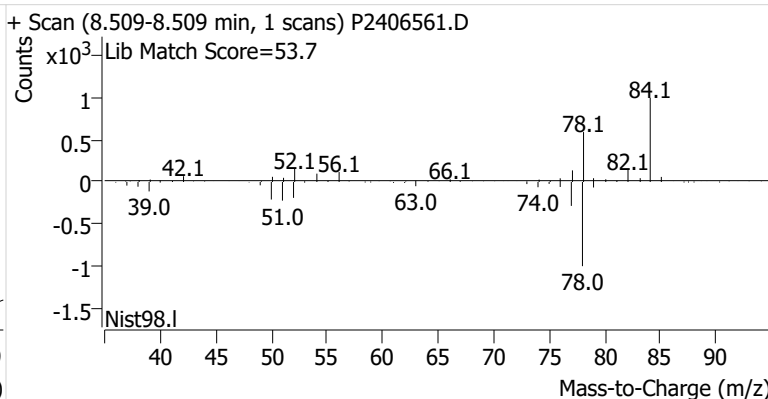
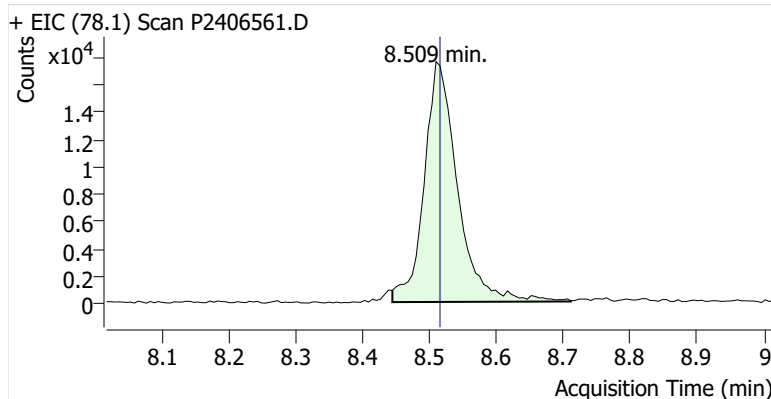


Name	ISTD	RT	ICAL RT	Resp.	Int. Flag
benzene-d6 (IS)		8.456	8.456	648,486	
Benzene	benzene-d6 (IS)	8.509	8.515	60,904	
Toluene-d8 (IS)		11.032	11.032	931,552	
Toluene	Toluene-d8 (IS)	11.127	11.121	132,126	
Ethylbenzene	Toluene-d8 (IS)	13.269	13.252	15,031	
m-/p-Xylene	Toluene-d8 (IS)	13.471	13.459	25,913	
o-Xylene	Toluene-d8 (IS)	13.946	13.922	12,395	

benzene-d6 (IS)

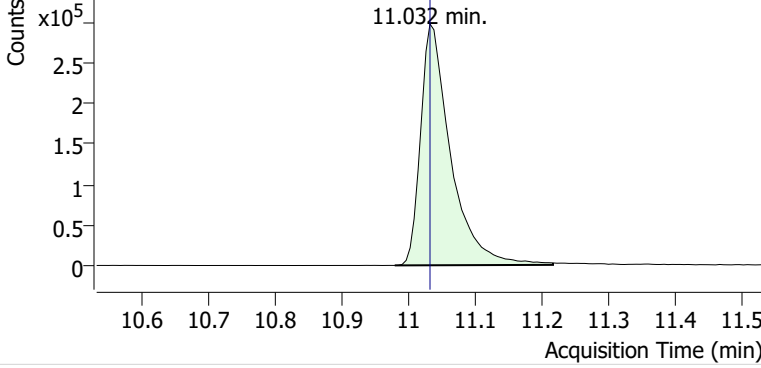


Benzene

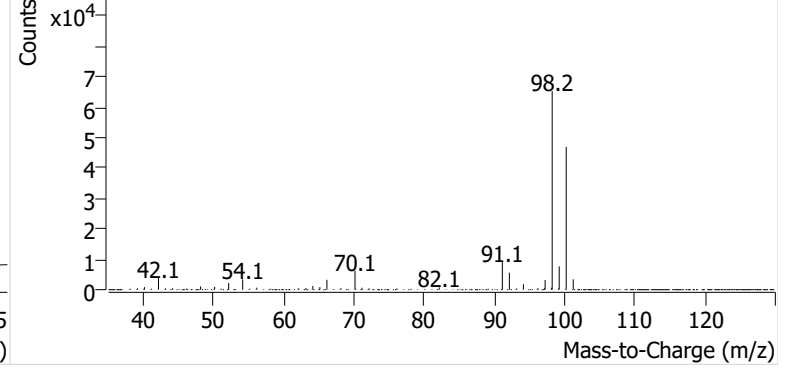


Toluene-d8 (IS)

+ EIC (98.1) Scan P2406561.D

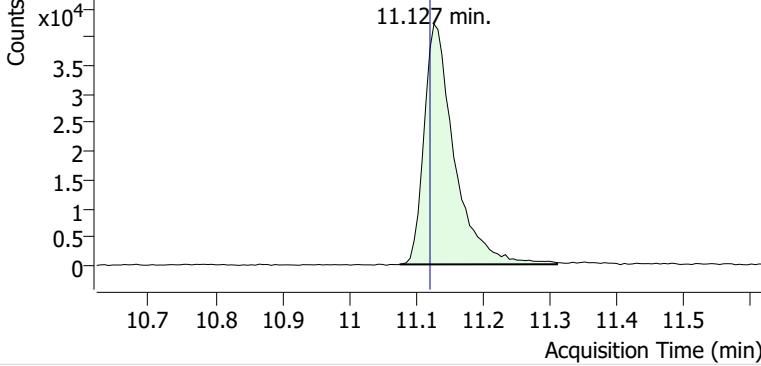


+ Scan (10.979-11.216 min, 40 scans) P2406561.D

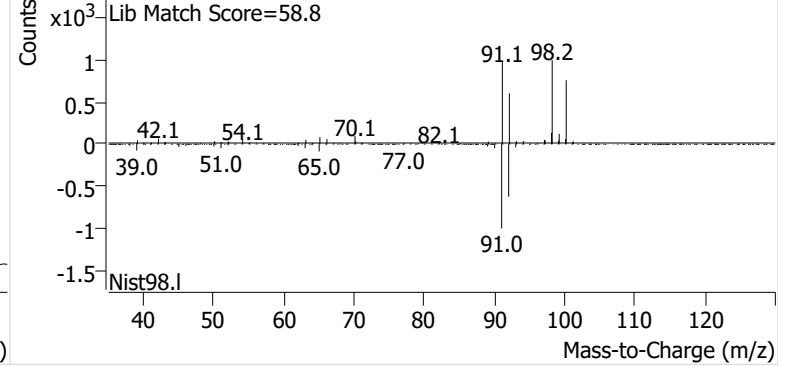


Toluene

+ EIC (91.1) Scan P2406561.D

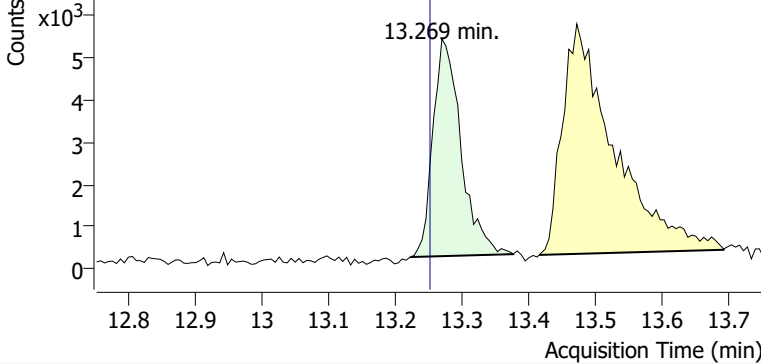


+ Scan (11.075-11.311 min, 40 scans) P2406561.D

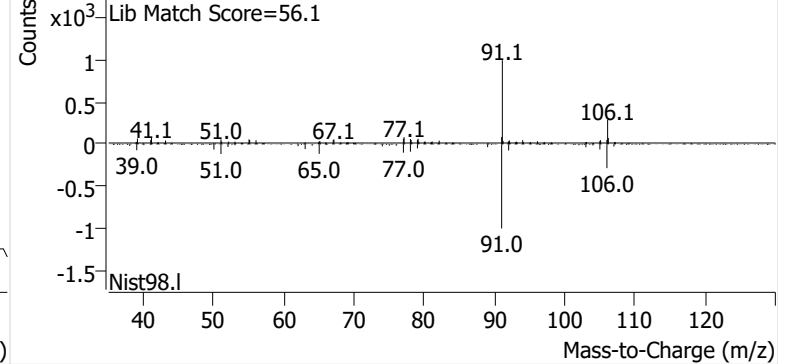


Ethylbenzene

+ EIC (91.1) Scan P2406561.D

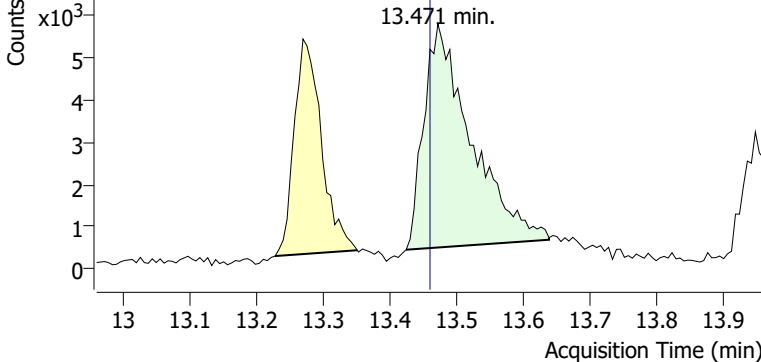


+ Scan (13.222-13.376 min, 27 scans) P2406561.D

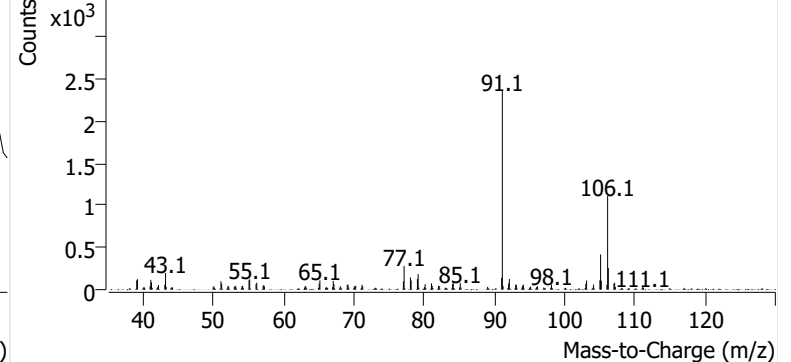


m-/p-Xylene

+ EIC (91.1) Scan P2406561.D

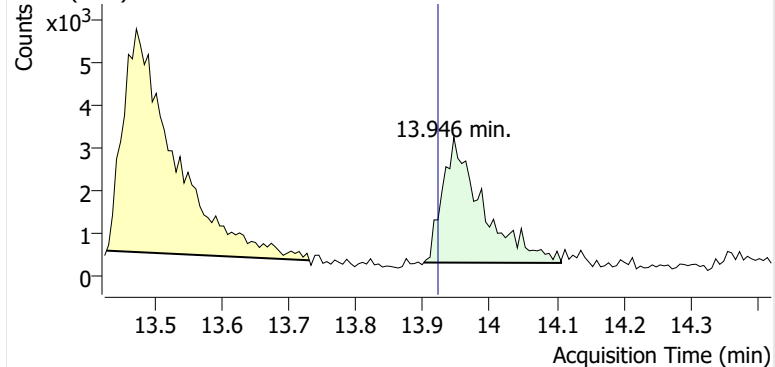


+ Scan (13.424-13.637 min, 37 scans) P2406561.D

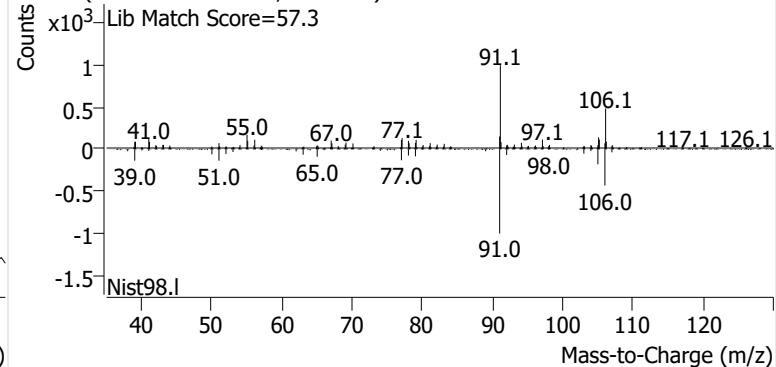


o-Xylene

+ EIC (91.1) Scan P2406561.D

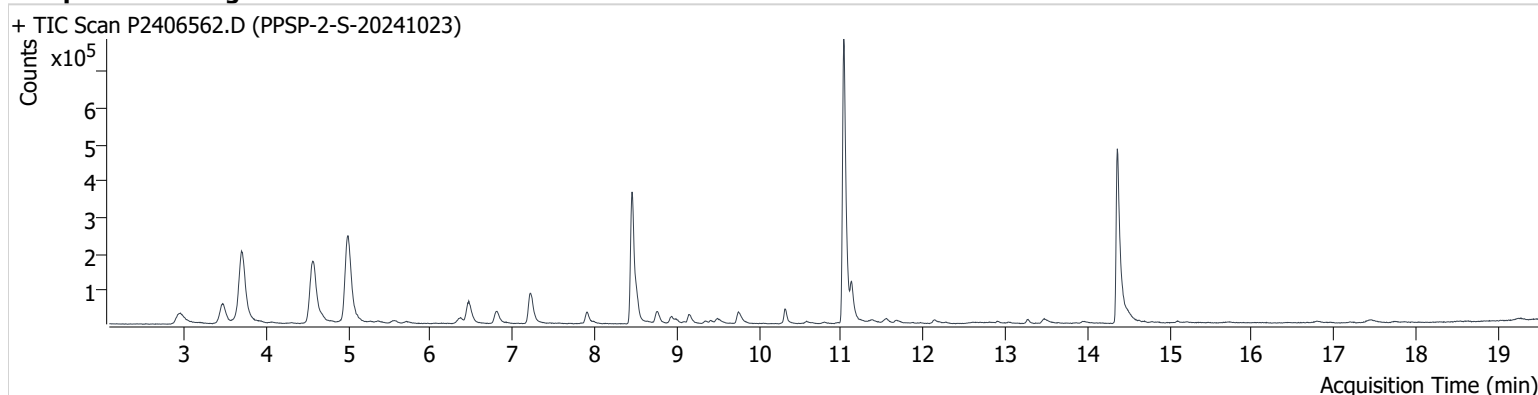


+ Scan (13.901-14.106 min, 35 scans) P2406561.D



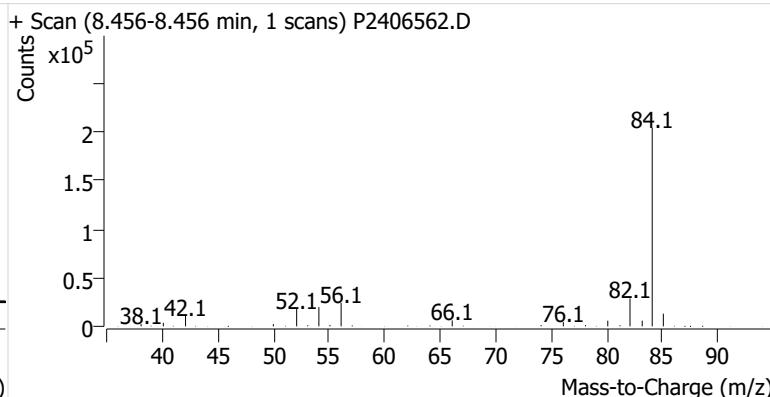
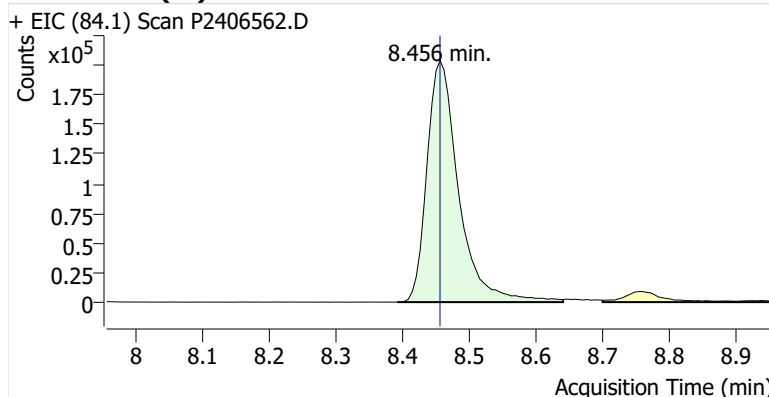
Name PPSP-2-S-20241023
Comment B50783
Data File P2406562.D
Acq. Date-Time 11/8/2024 7:12:14 PM
Acq. Method File M325B-TD35
Tube Sorbent Carbopack X
Analyze Quant Version 12.1
Report Quant Version 12.1

Sample Chromatogram

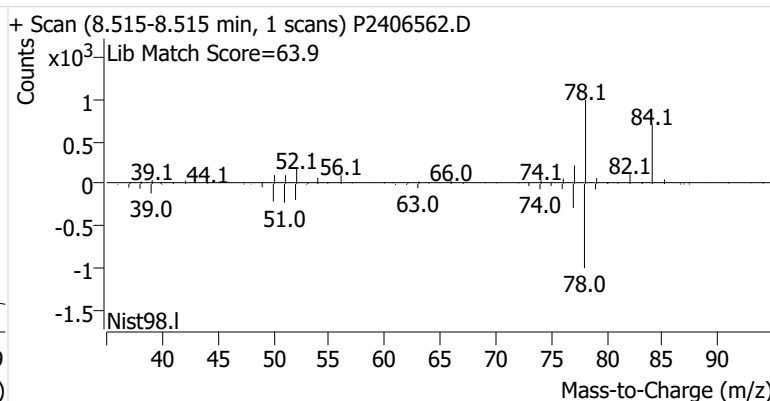
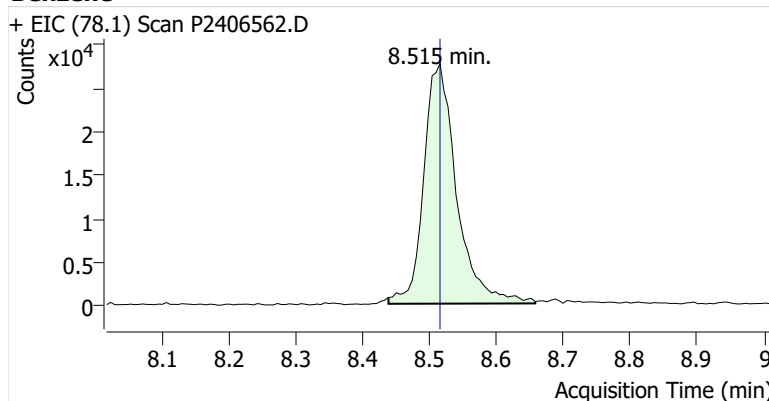


Name	ISTD	RT	ICAL RT	Resp.	Int. Flag
benzene-d6 (IS)		8.456	8.456	671,460	
Benzene	benzene-d6 (IS)	8.515	8.515	94,553	
Toluene-d8 (IS)		11.032	11.032	967,424	
Toluene	Toluene-d8 (IS)	11.127	11.121	118,630	
Ethylbenzene	Toluene-d8 (IS)	13.275	13.252	12,644	
m-/p-Xylene	Toluene-d8 (IS)	13.465	13.459	20,364	
o-Xylene	Toluene-d8 (IS)	13.946	13.922	8,525	

benzene-d6 (IS)

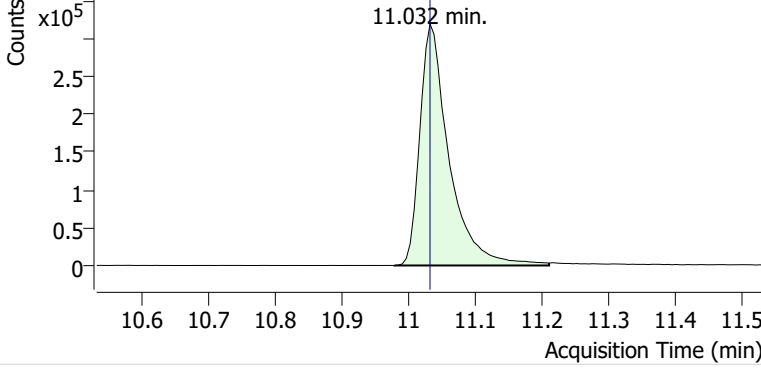


Benzene

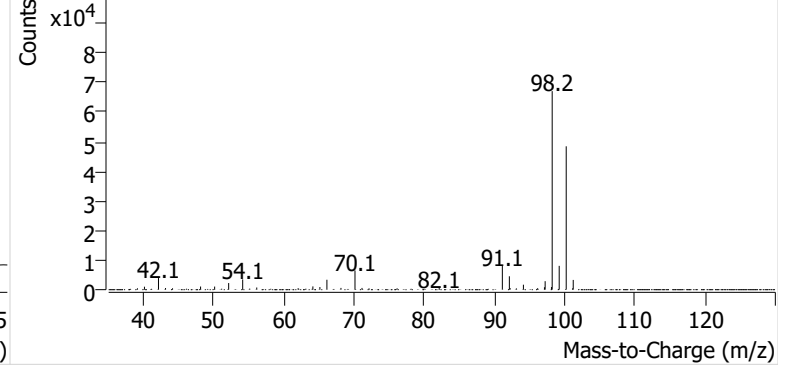


Toluene-d8 (IS)

+ EIC (98.1) Scan P2406562.D

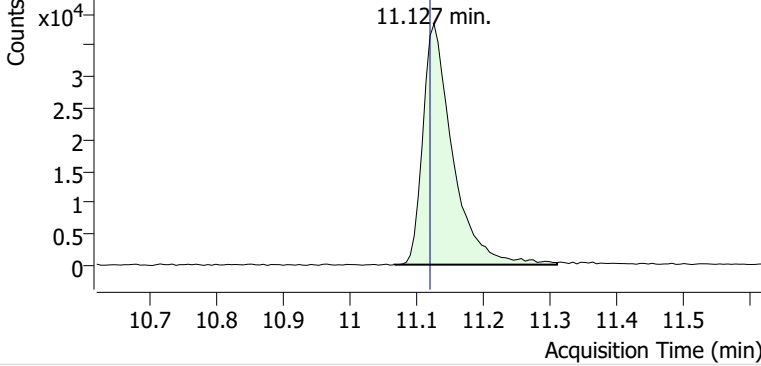


+ Scan (10.978-11.210 min, 40 scans) P2406562.D

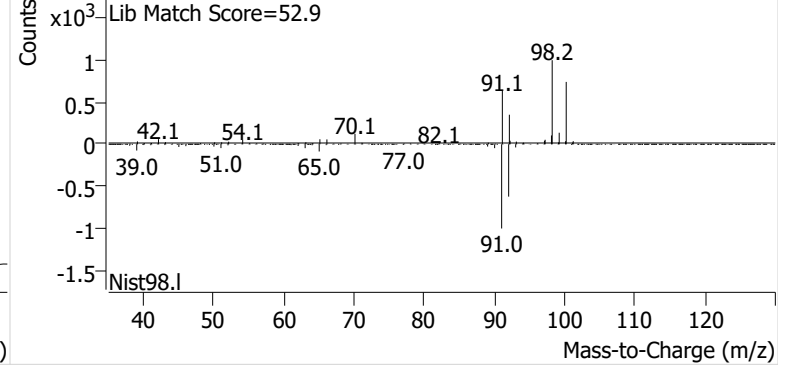


Toluene

+ EIC (91.1) Scan P2406562.D

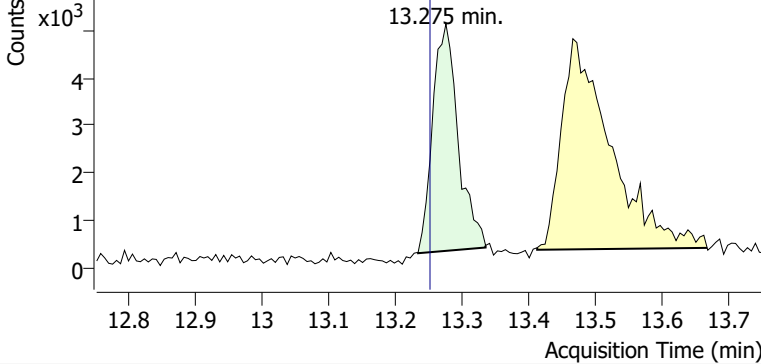


+ Scan (11.067-11.311 min, 42 scans) P2406562.D

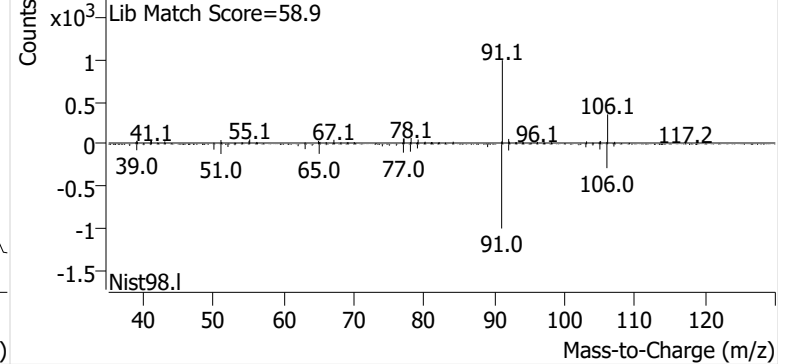


Ethylbenzene

+ EIC (91.1) Scan P2406562.D

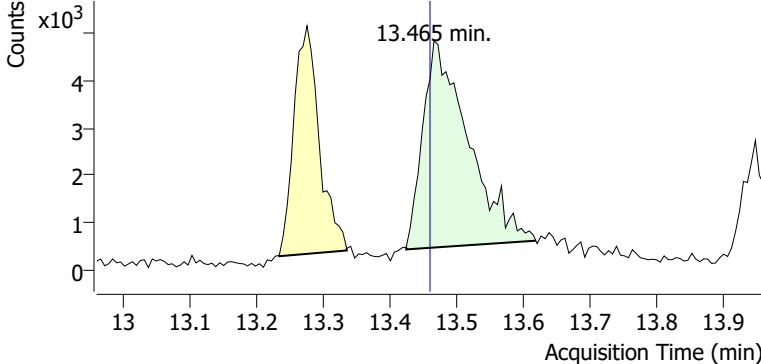


+ Scan (13.234-13.335 min, 18 scans) P2406562.D

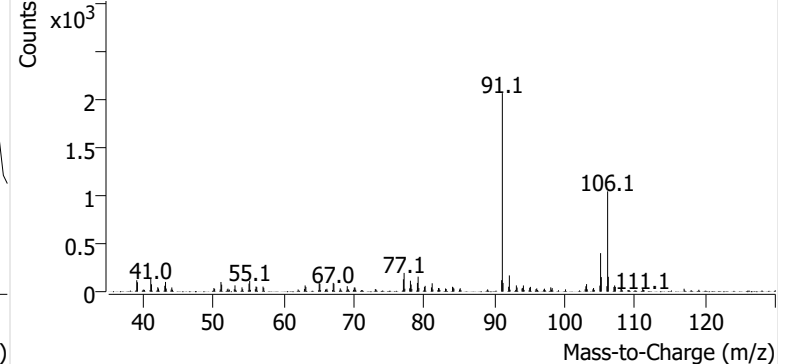


m-/p-Xylene

+ EIC (91.1) Scan P2406562.D

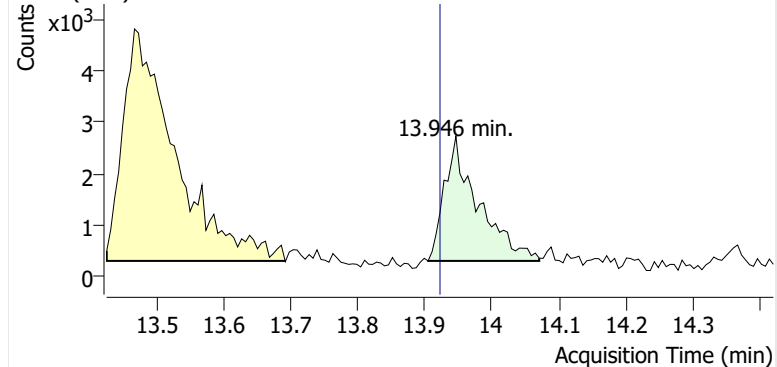


+ Scan (13.424-13.618 min, 33 scans) P2406562.D

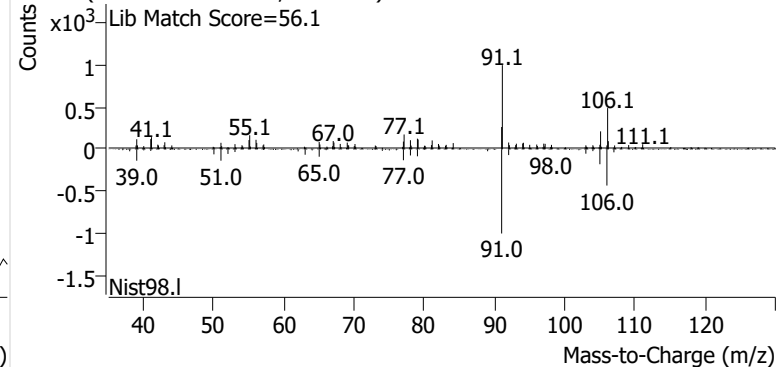


o-Xylene

+ EIC (91.1) Scan P2406562.D

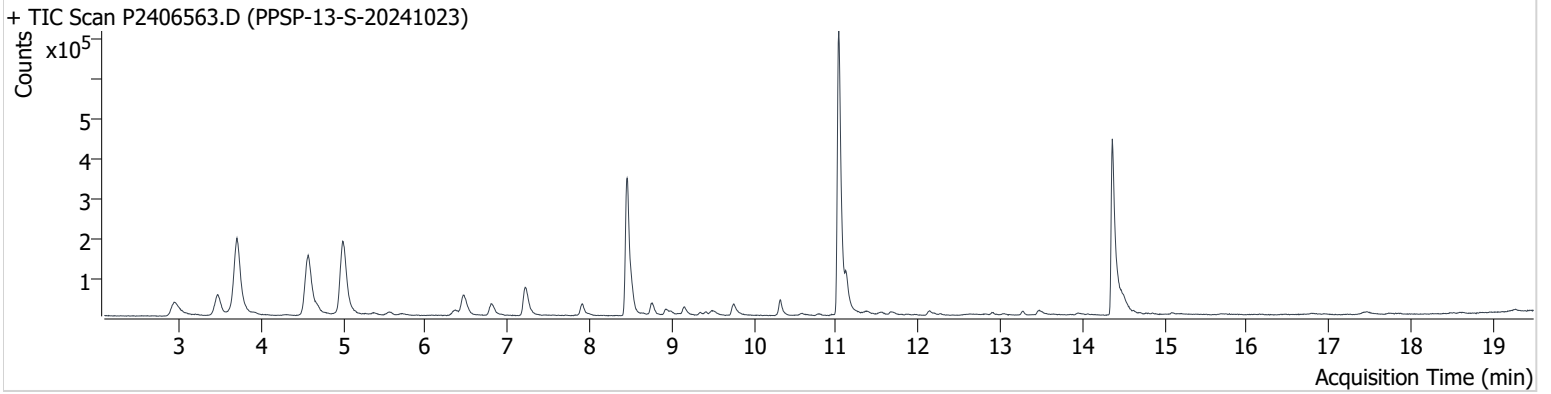


+ Scan (13.905-14.071 min, 29 scans) P2406562.D



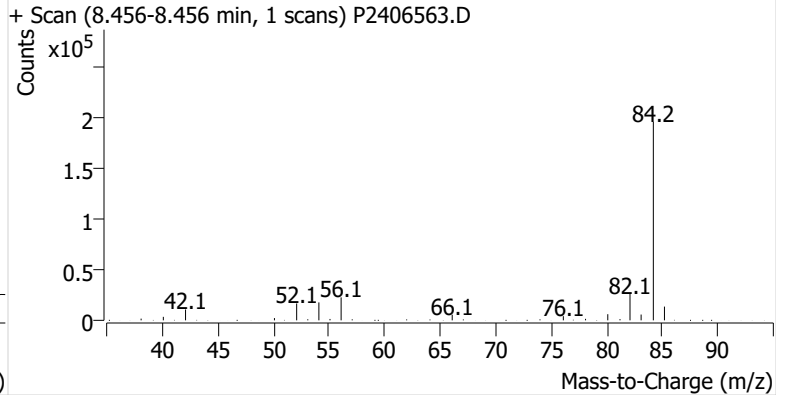
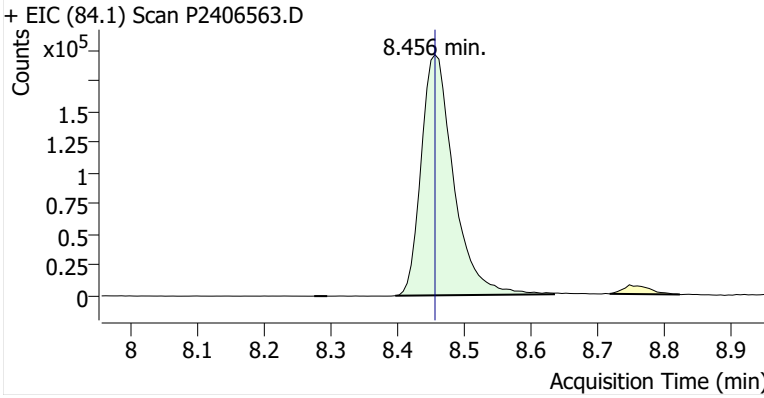
Name PPSP-13-S-20241023
Comment B30672
Data File P2406563.D
Acq. Date-Time 11/8/2024 7:53:50 PM
Acq. Method File M325B-TD35
Tube Sorbent Carbopack X
Analyze Quant Version 12.1
Report Quant Version 12.1

Sample Chromatogram

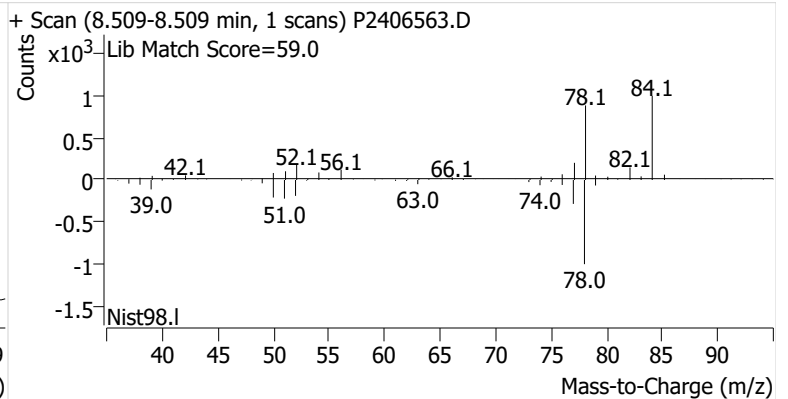
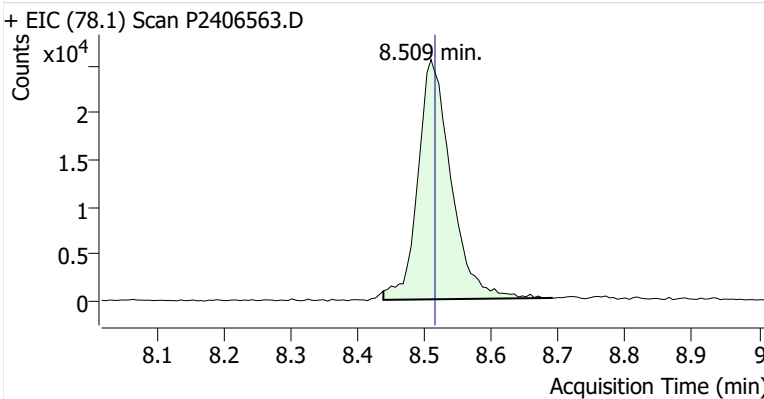


Name	ISTD	RT	ICAL RT	Resp.	Int. Flag
benzene-d6 (IS)		8.456	8.456	661,157	
Benzene	benzene-d6 (IS)	8.509	8.515	88,016	
Toluene-d8 (IS)		11.032	11.032	980,432	
Toluene	Toluene-d8 (IS)	11.127	11.121	87,518	
Ethylbenzene	Toluene-d8 (IS)	13.275	13.252	10,516	
m-/p-Xylene	Toluene-d8 (IS)	13.471	13.459	19,413	
o-Xylene	Toluene-d8 (IS)	13.940	13.922	11,654	m

benzene-d6 (IS)

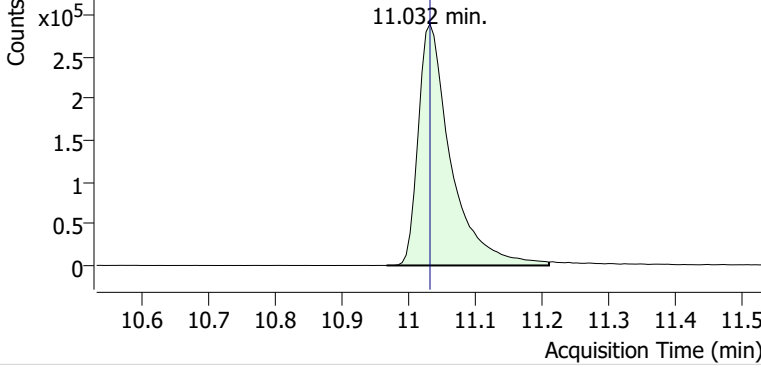


Benzene

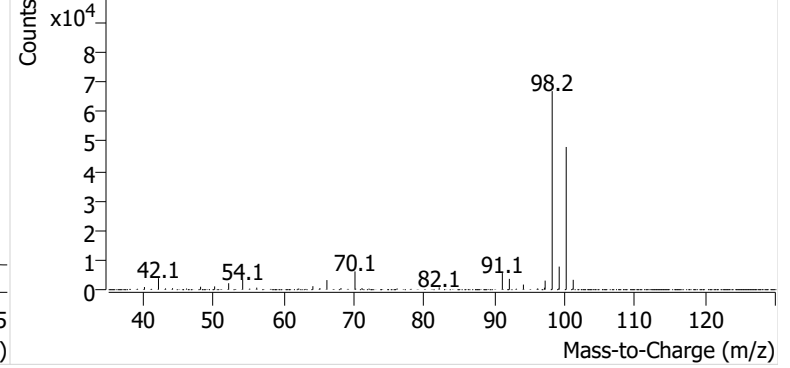


Toluene-d8 (IS)

+ EIC (98.1) Scan P2406563.D

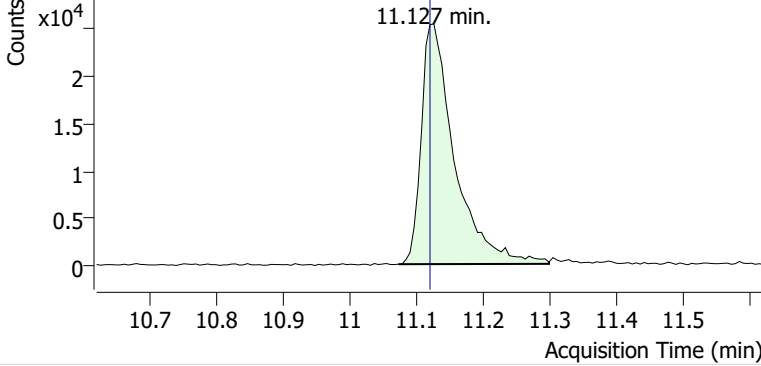


+ Scan (10.967-11.210 min, 41 scans) P2406563.D

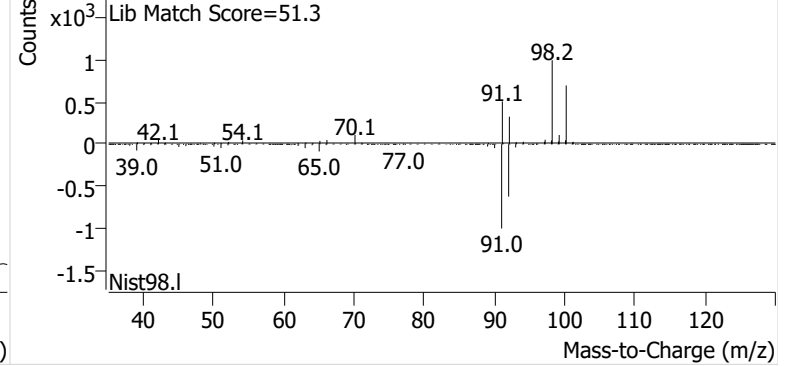


Toluene

+ EIC (91.1) Scan P2406563.D

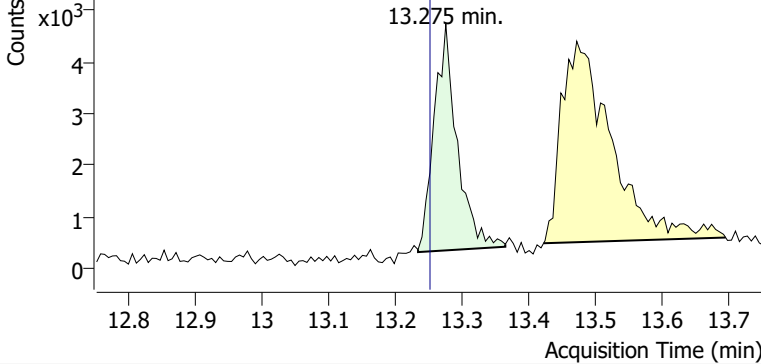


+ Scan (11.074-11.299 min, 38 scans) P2406563.D

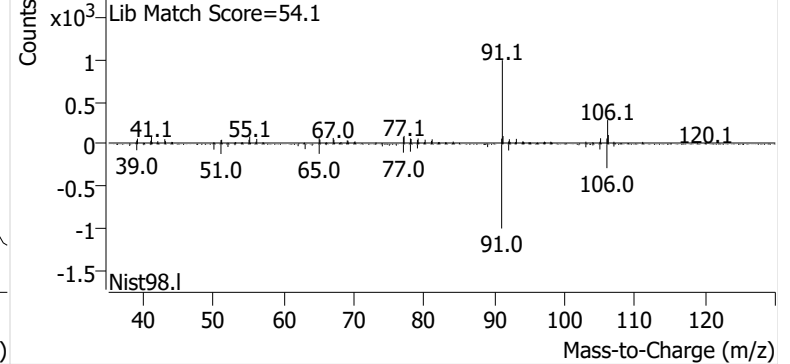


Ethylbenzene

+ EIC (91.1) Scan P2406563.D

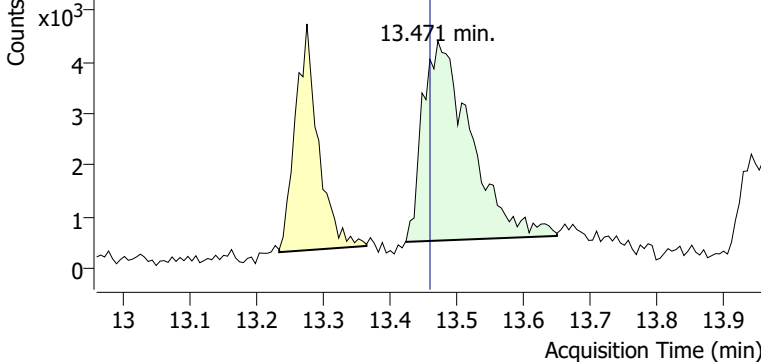


+ Scan (13.234-13.364 min, 23 scans) P2406563.D

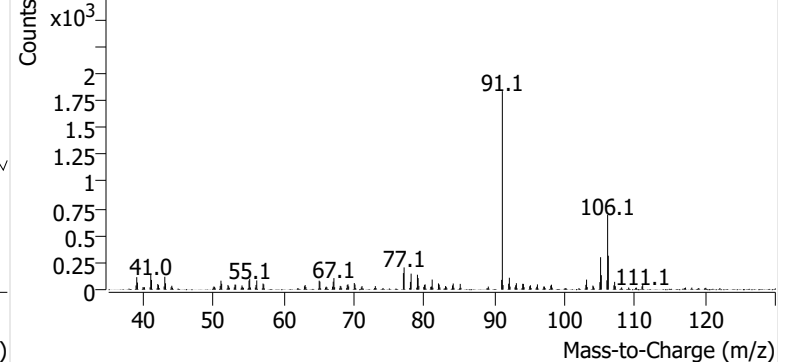


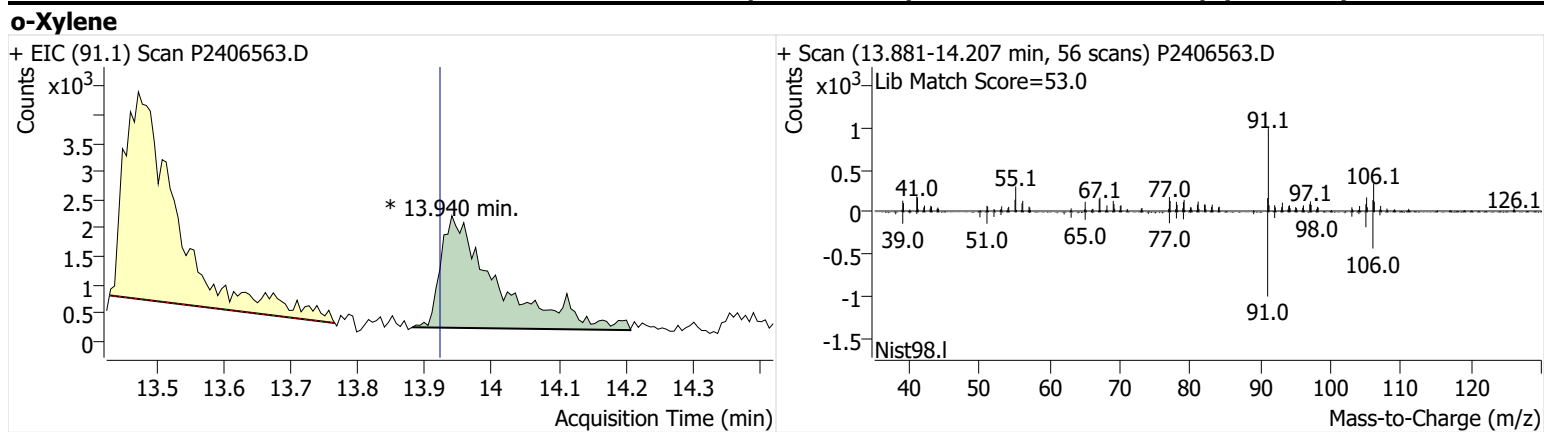
m-/p-Xylene

+ EIC (91.1) Scan P2406563.D



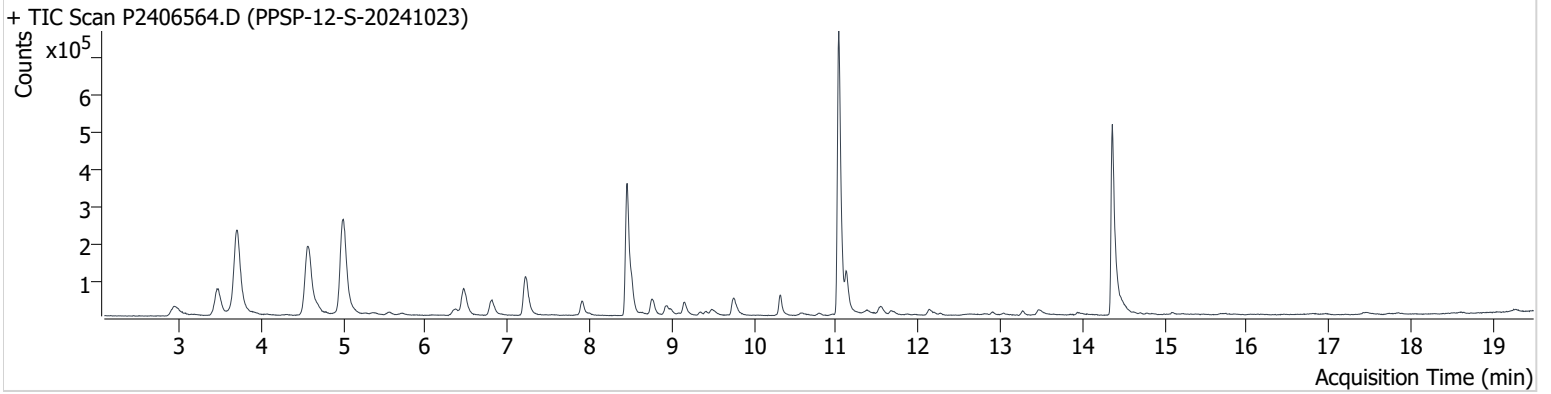
+ Scan (13.423-13.649 min, 39 scans) P2406563.D





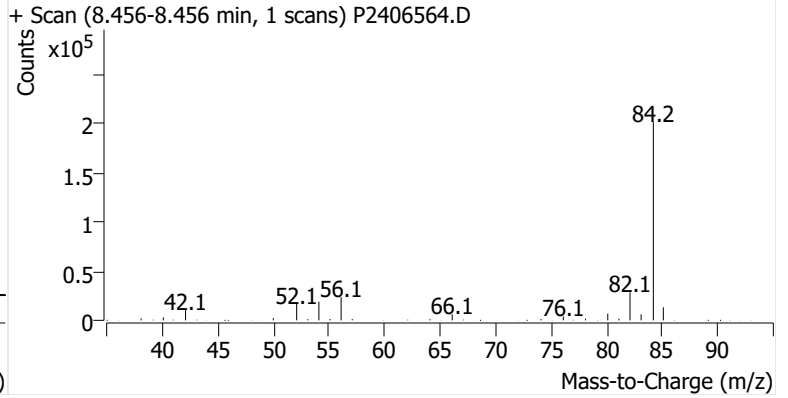
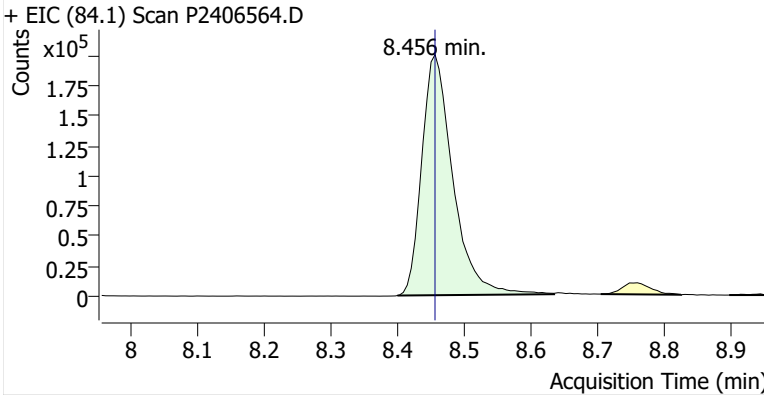
Name PPSP-12-S-20241023
Comment B17591
Data File P2406564.D
Acq. Date-Time 11/8/2024 8:31:43 PM
Acq. Method File M325B-TD35
Tube Sorbent Carbopack X
Analyze Quant Version 12.1
Report Quant Version 12.1

Sample Chromatogram

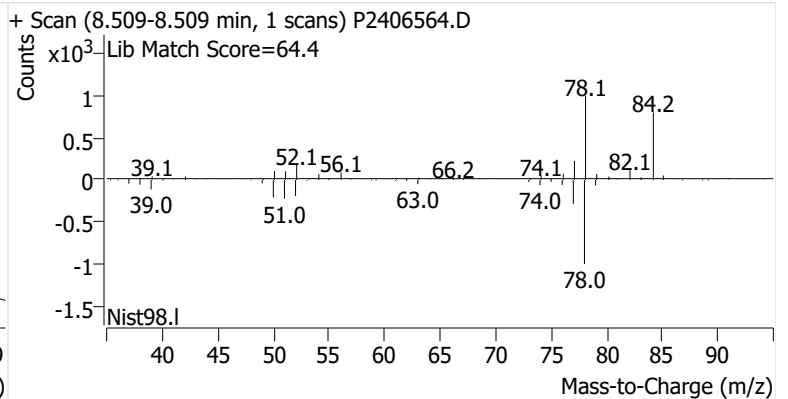
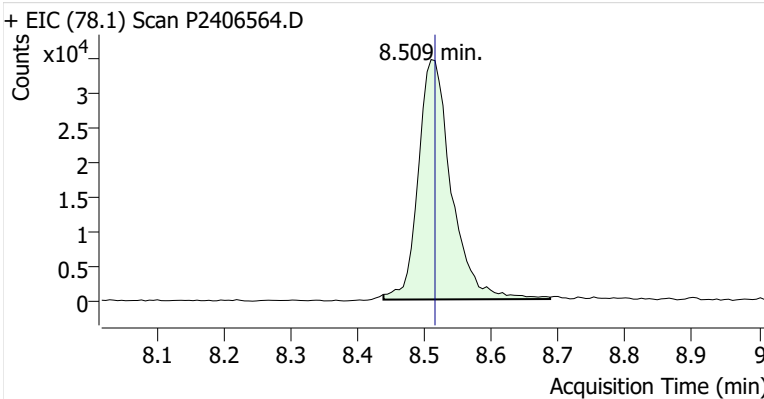


Name	ISTD	RT	ICAL RT	Resp.	Int. Flag
benzene-d6 (IS)		8.456	8.456	647,412	
Benzene	benzene-d6 (IS)	8.509	8.515	118,453	
Toluene-d8 (IS)		11.032	11.032	952,654	
Toluene	Toluene-d8 (IS)	11.127	11.121	123,648	
Ethylbenzene	Toluene-d8 (IS)	13.270	13.252	14,624	
m-/p-Xylene	Toluene-d8 (IS)	13.471	13.459	26,327	
o-Xylene	Toluene-d8 (IS)	13.934	13.922	11,437	

benzene-d6 (IS)

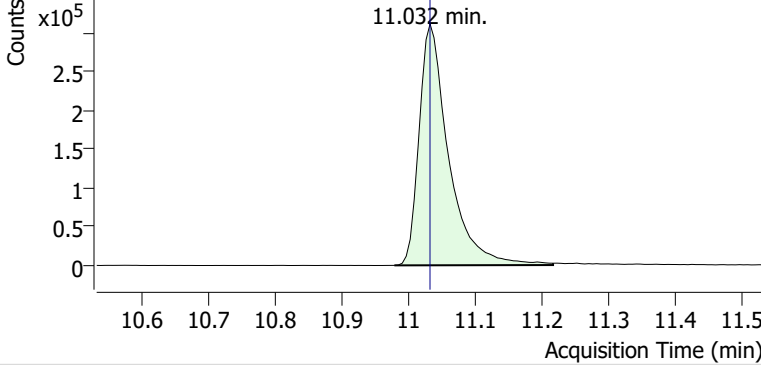


Benzene

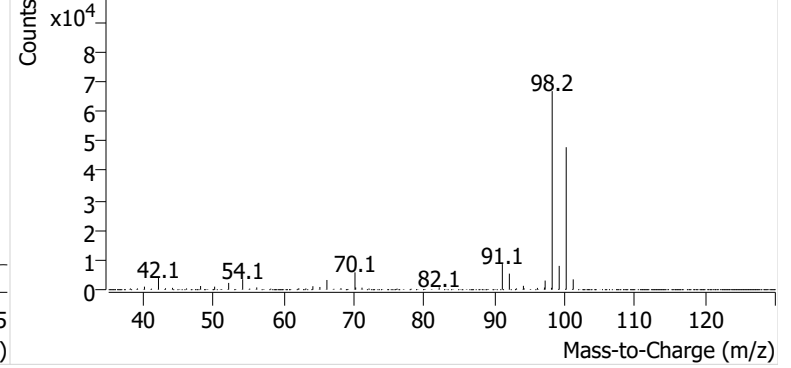


Toluene-d8 (IS)

+ EIC (98.1) Scan P2406564.D

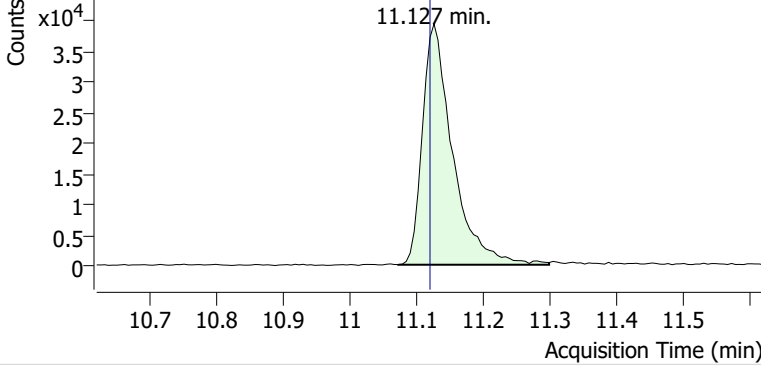


+ Scan (10.978-11.216 min, 40 scans) P2406564.D

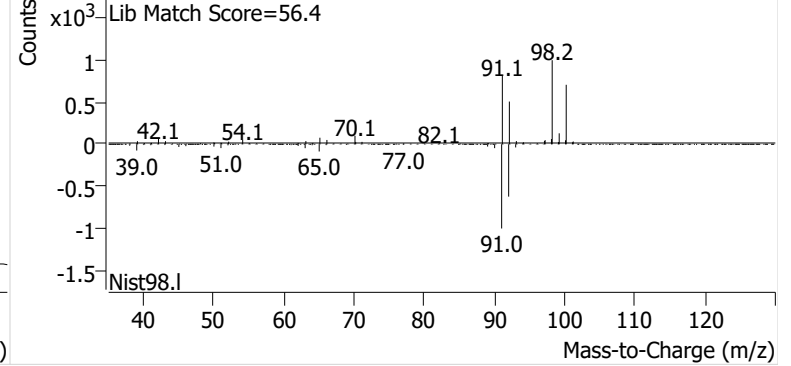


Toluene

+ EIC (91.1) Scan P2406564.D

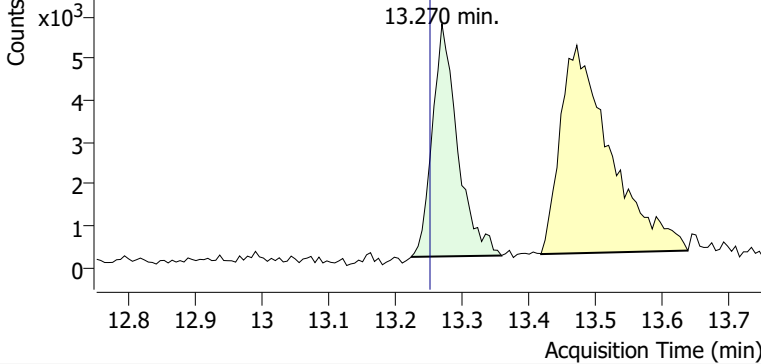


+ Scan (11.073-11.299 min, 39 scans) P2406564.D

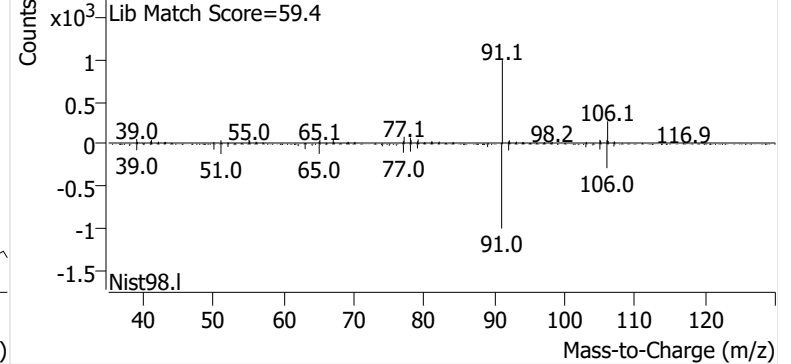


Ethylbenzene

+ EIC (91.1) Scan P2406564.D

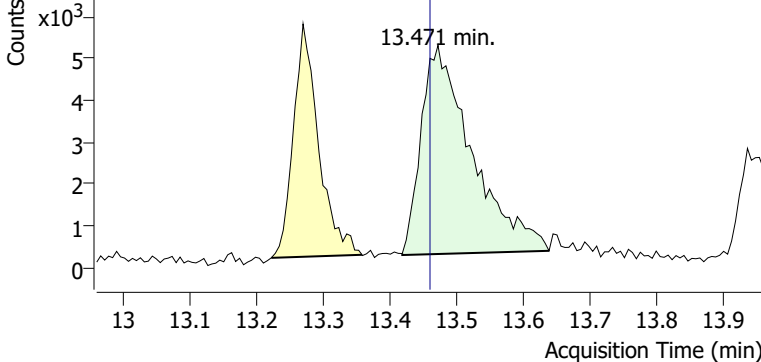


+ Scan (13.223-13.359 min, 23 scans) P2406564.D

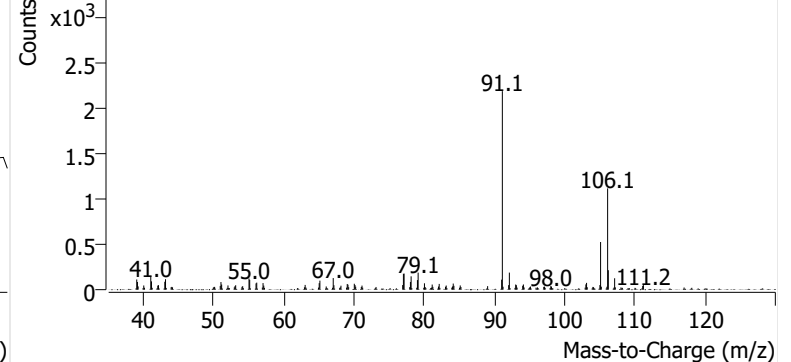


m-/p-Xylene

+ EIC (91.1) Scan P2406564.D

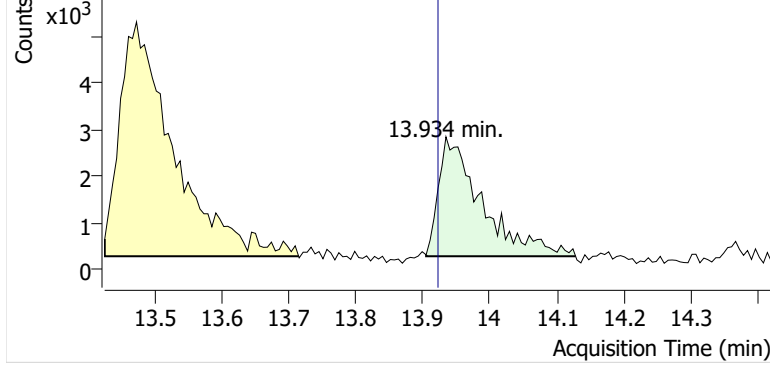


+ Scan (13.418-13.637 min, 37 scans) P2406564.D

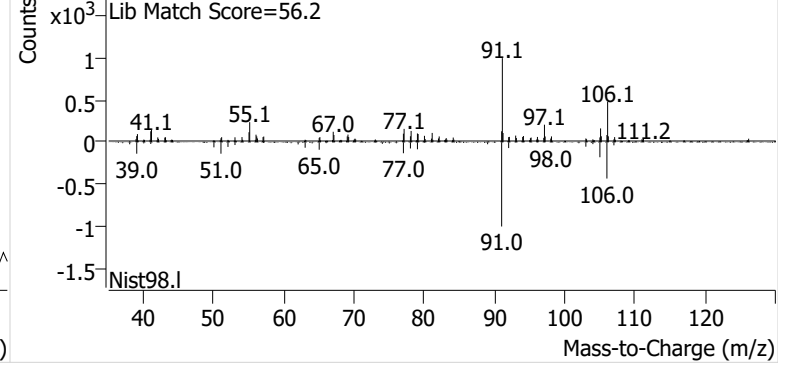


o-Xylene

+ EIC (91.1) Scan P2406564.D

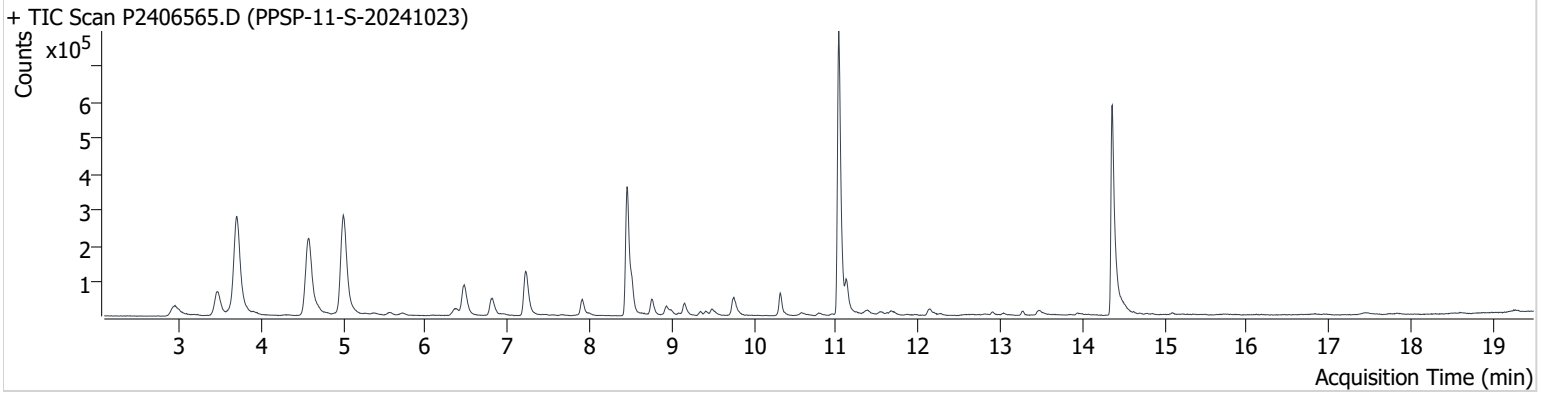


+ Scan (13.905-14.128 min, 38 scans) P2406564.D



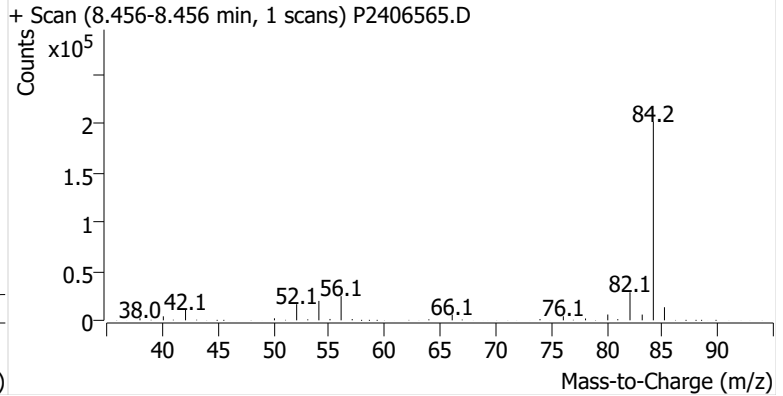
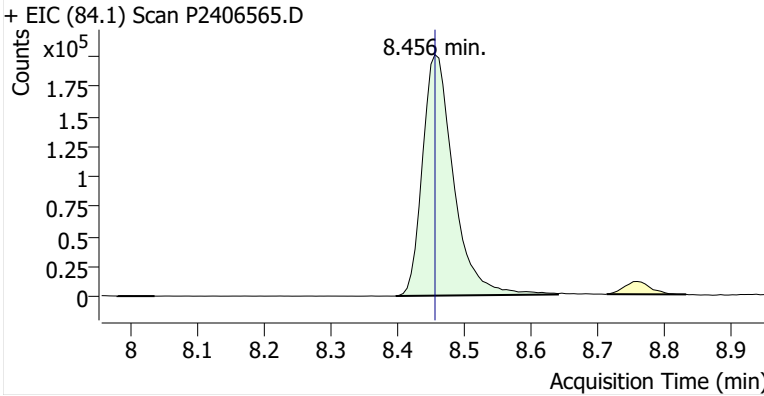
Name PPSP-11-S-20241023
Comment B50749
Data File P2406565.D
Acq. Date-Time 11/8/2024 9:09:34 PM
Acq. Method File M325B-TD35
Tube Sorbent Carbopack X
Analyze Quant Version 12.1
Report Quant Version 12.1

Sample Chromatogram

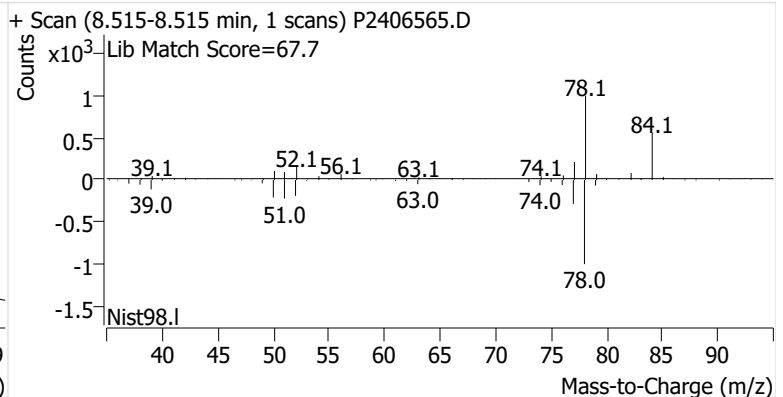
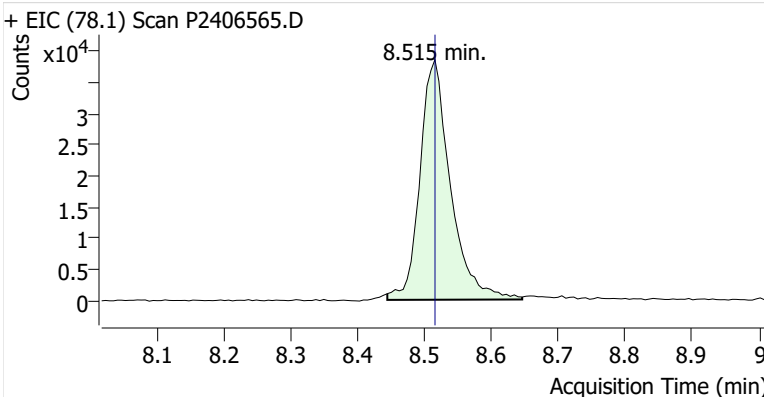


Name	ISTD	RT	ICAL RT	Resp.	Int. Flag
benzene-d6 (IS)		8.456	8.456	650,824	
Benzene	benzene-d6 (IS)	8.515	8.515	121,759	
Toluene-d8 (IS)		11.032	11.032	948,947	
Toluene	Toluene-d8 (IS)	11.127	11.121	98,893	
Ethylbenzene	Toluene-d8 (IS)	13.269	13.252	13,619	
m-/p-Xylene	Toluene-d8 (IS)	13.471	13.459	25,472	
o-Xylene	Toluene-d8 (IS)	13.940	13.922	9,727	

benzene-d6 (IS)

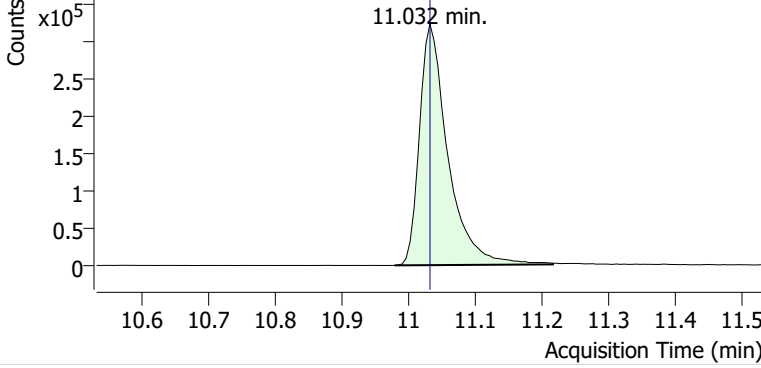


Benzene

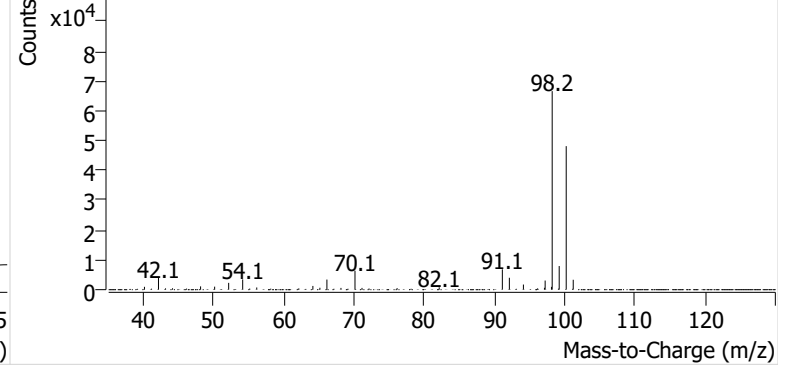


Toluene-d8 (IS)

+ EIC (98.1) Scan P2406565.D

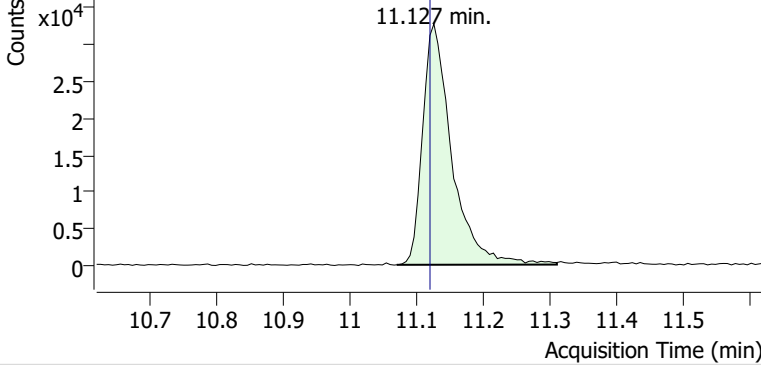


+ Scan (10.979-11.216 min, 40 scans) P2406565.D

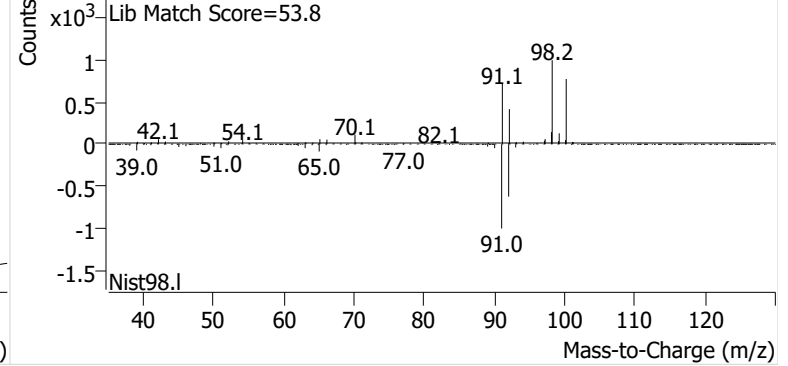


Toluene

+ EIC (91.1) Scan P2406565.D

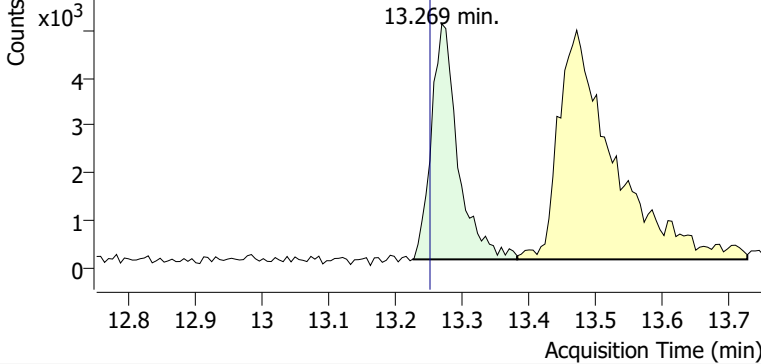


+ Scan (11.071-11.311 min, 41 scans) P2406565.D

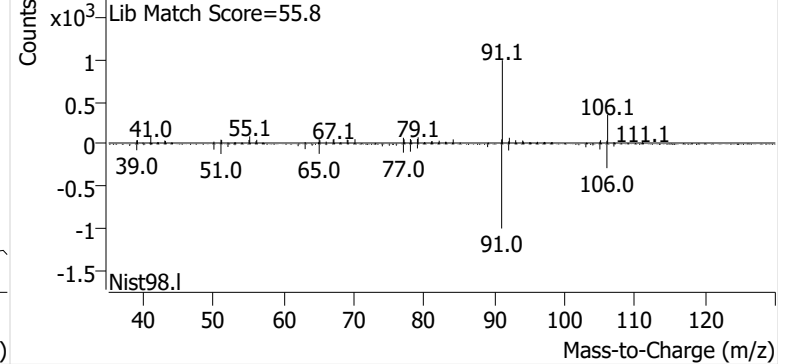


Ethylbenzene

+ EIC (91.1) Scan P2406565.D

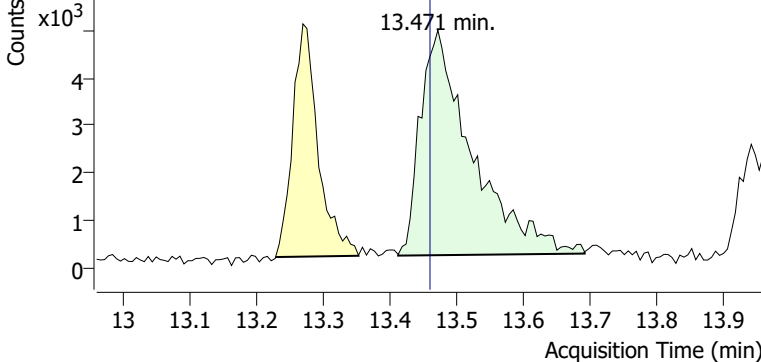


+ Scan (13.225-13.382 min, 27 scans) P2406565.D

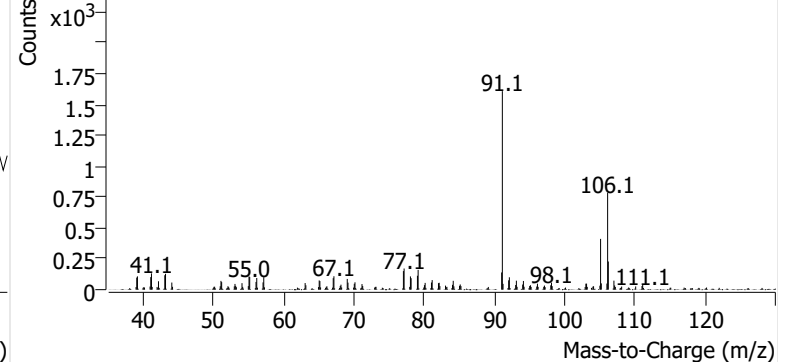


m-/p-Xylene

+ EIC (91.1) Scan P2406565.D

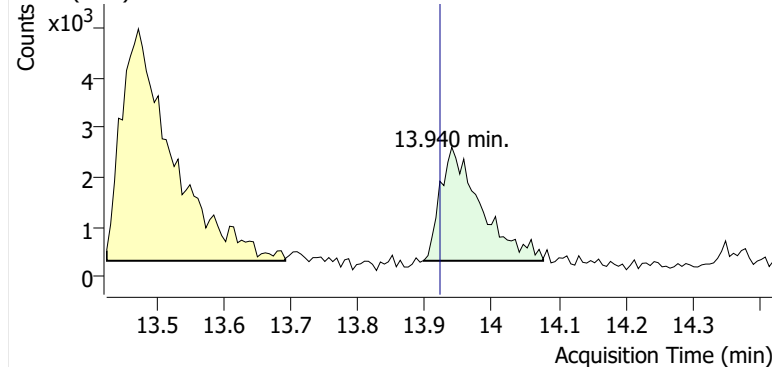


+ Scan (13.412-13.691 min, 48 scans) P2406565.D

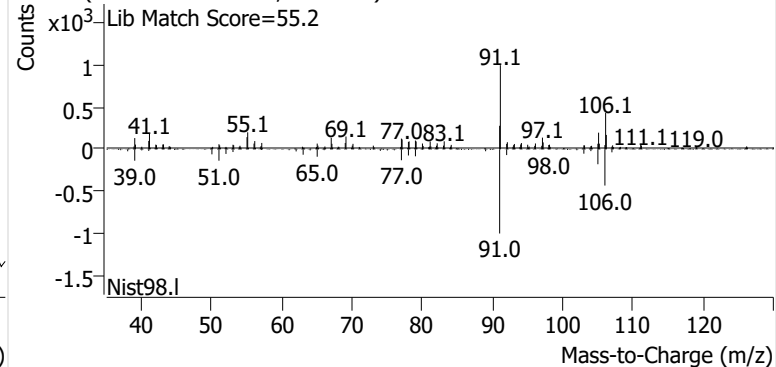


o-Xylene

+ EIC (91.1) Scan P2406565.D

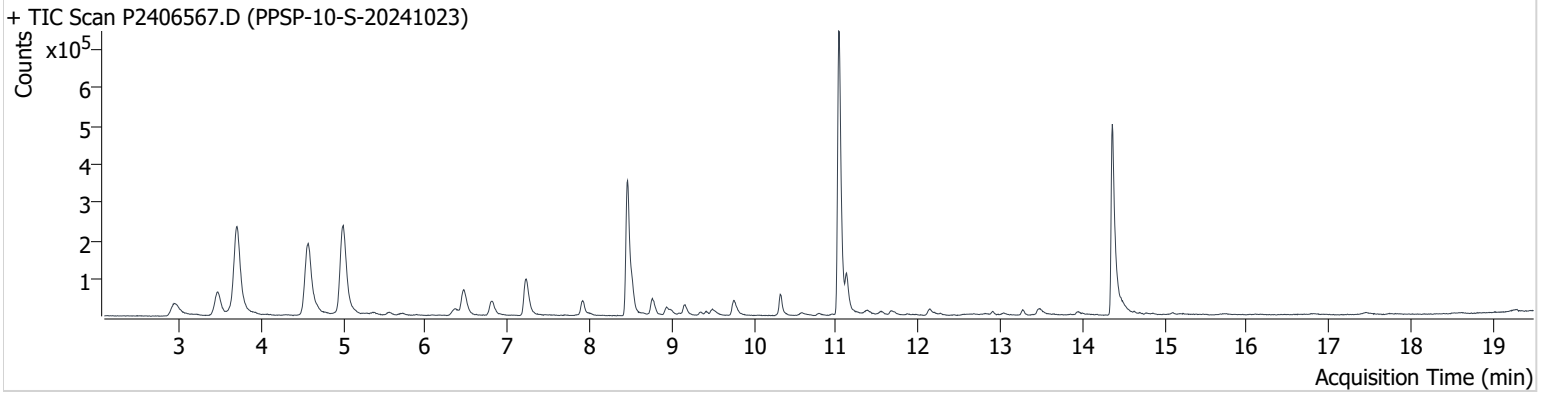


+ Scan (13.897-14.077 min, 31 scans) P2406565.D



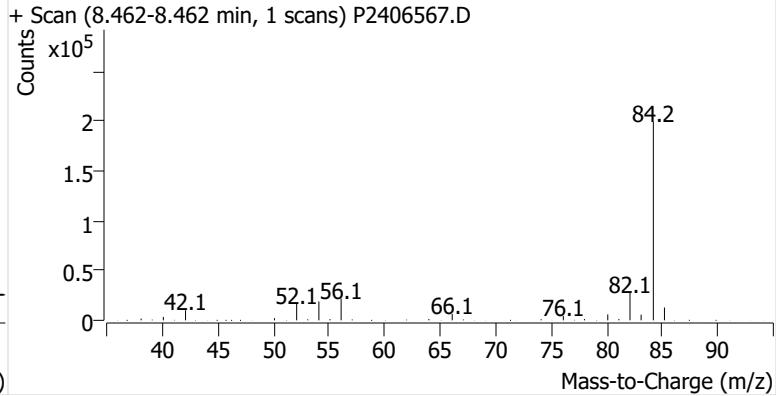
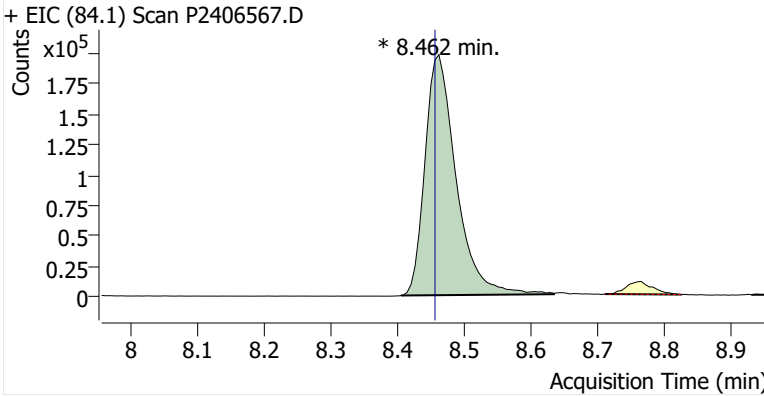
Name PPSP-10-S-20241023
Comment B29813
Data File P2406567.D
Acq. Date-Time 11/8/2024 10:25:20 PM
Acq. Method File M325B-TD35
Tube Sorbent Carbopack X
Analyze Quant Version 12.1
Report Quant Version 12.1

Sample Chromatogram

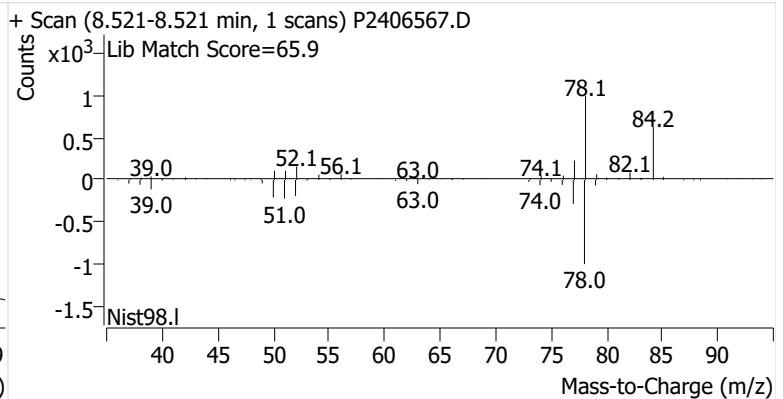
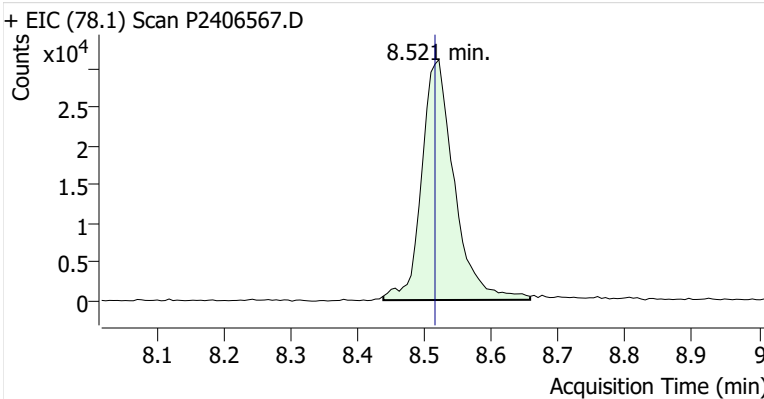


Name	ISTD	RT	ICAL RT	Resp.	Int. Flag
benzene-d6 (IS)		8.462	8.456	643,995	m
Benzene	benzene-d6 (IS)	8.521	8.515	105,204	
Toluene-d8 (IS)		11.032	11.032	920,052	
Toluene	Toluene-d8 (IS)	11.127	11.121	112,103	
Ethylbenzene	Toluene-d8 (IS)	13.269	13.252	16,428	
m-/p-Xylene	Toluene-d8 (IS)	13.471	13.459	29,288	
o-Xylene	Toluene-d8 (IS)	13.946	13.922	12,982	m

benzene-d6 (IS)

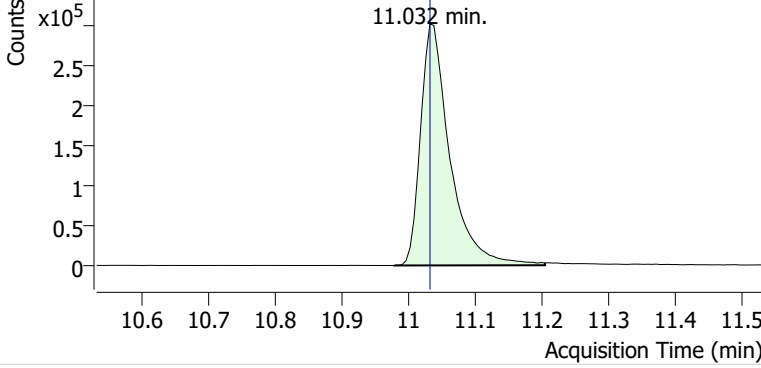


Benzene

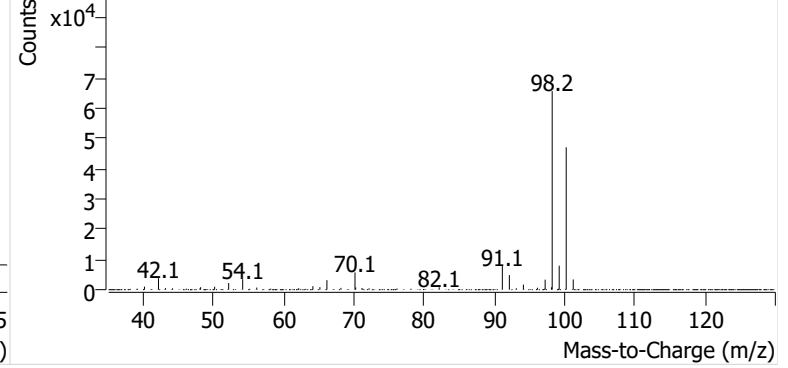


Toluene-d8 (IS)

+ EIC (98.1) Scan P2406567.D

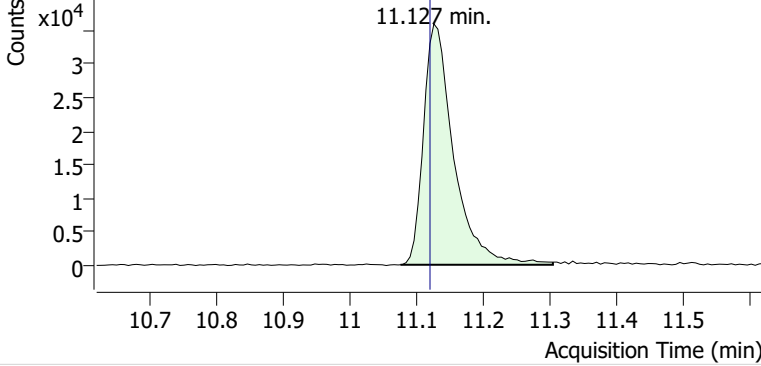


+ Scan (10.978-11.204 min, 39 scans) P2406567.D

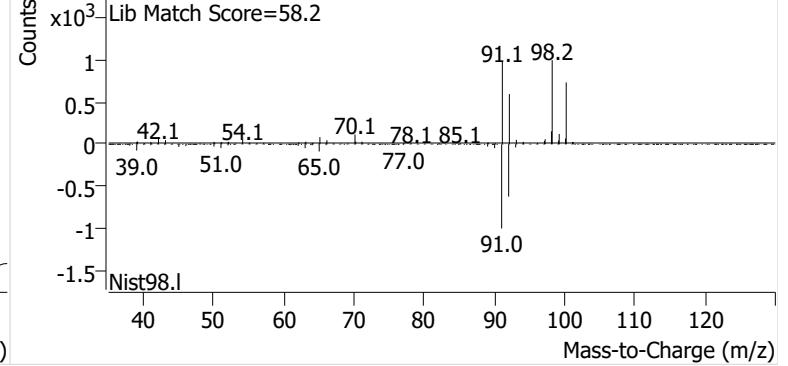


Toluene

+ EIC (91.1) Scan P2406567.D

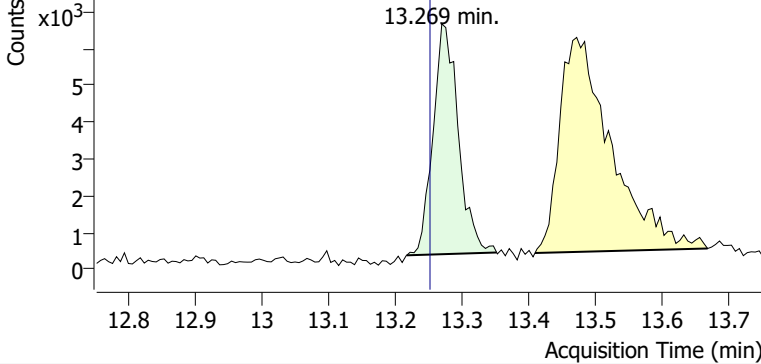


+ Scan (11.077-11.305 min, 39 scans) P2406567.D

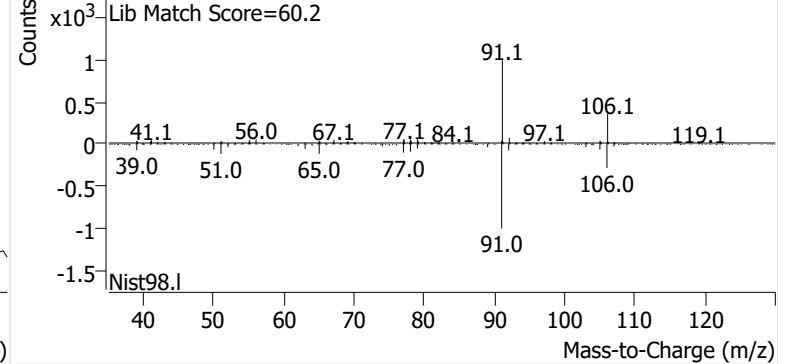


Ethylbenzene

+ EIC (91.1) Scan P2406567.D

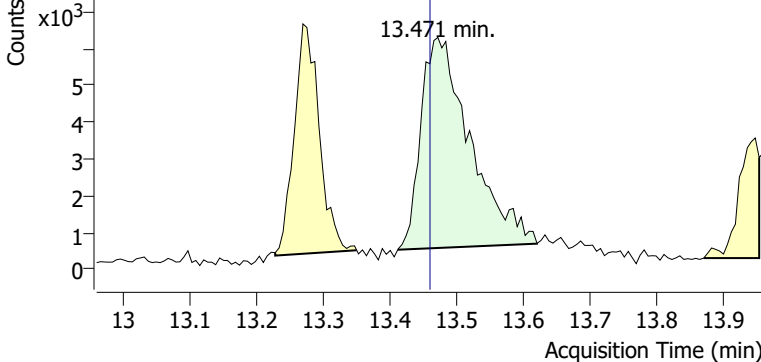


+ Scan (13.217-13.351 min, 22 scans) P2406567.D

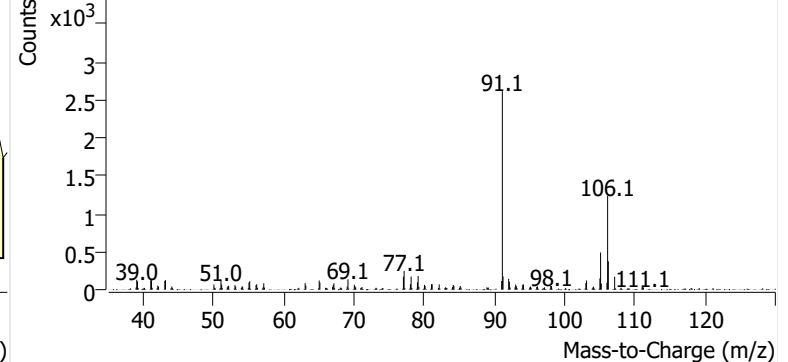


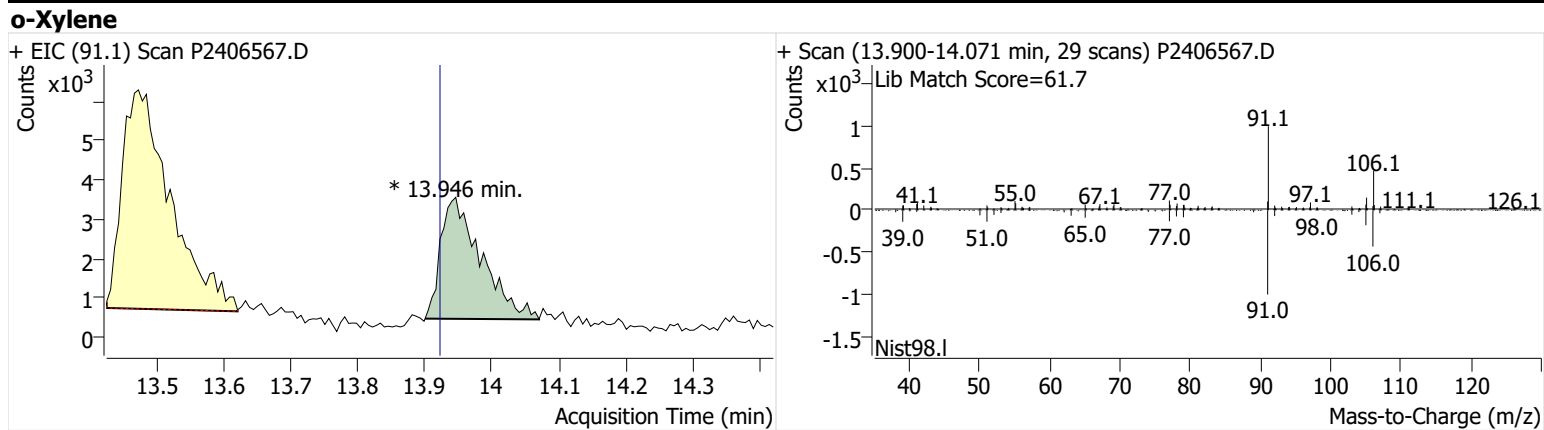
m-/p-Xylene

+ EIC (91.1) Scan P2406567.D



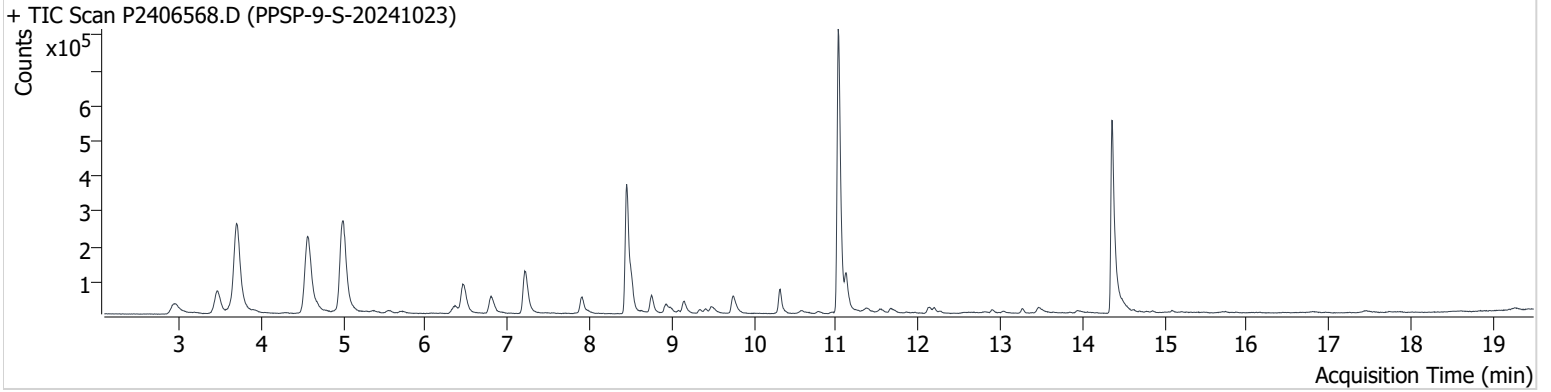
+ Scan (13.411-13.620 min, 36 scans) P2406567.D





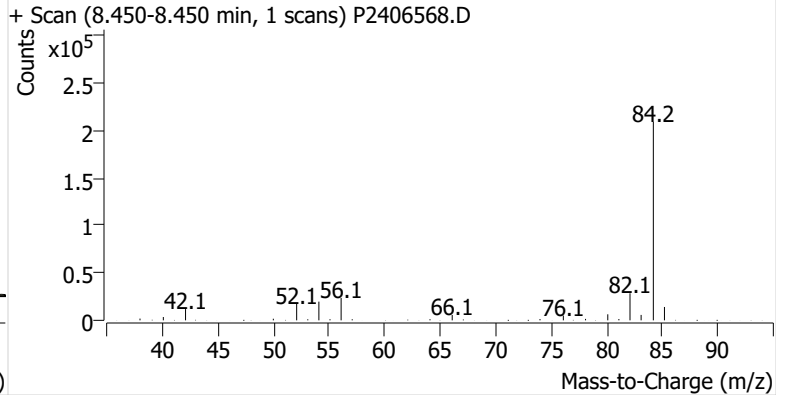
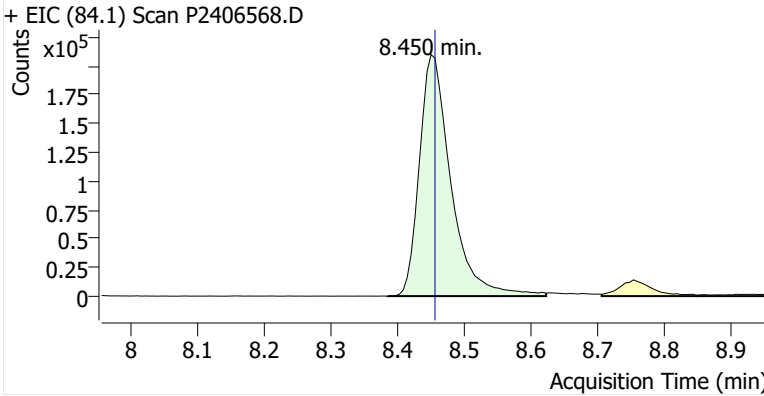
Name PPSP-9-S-20241023
Comment B49647
Data File P2406568.D
Acq. Date-Time 11/8/2024 11:03:12 PM
Acq. Method File M325B-TD35
Tube Sorbent Carbopack X
Analyze Quant Version 12.1
Report Quant Version 12.1

Sample Chromatogram

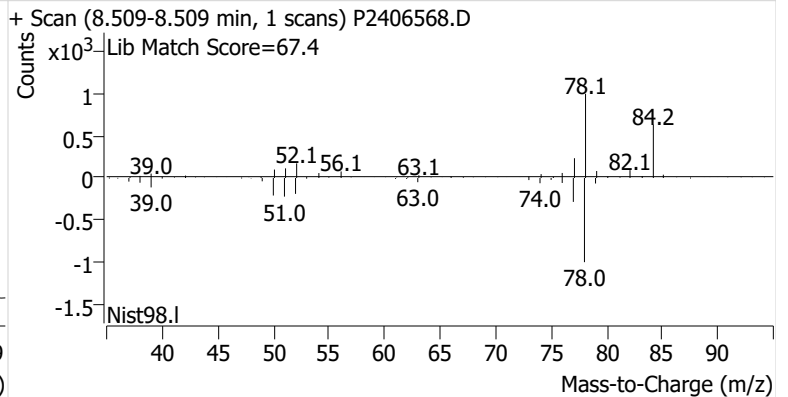
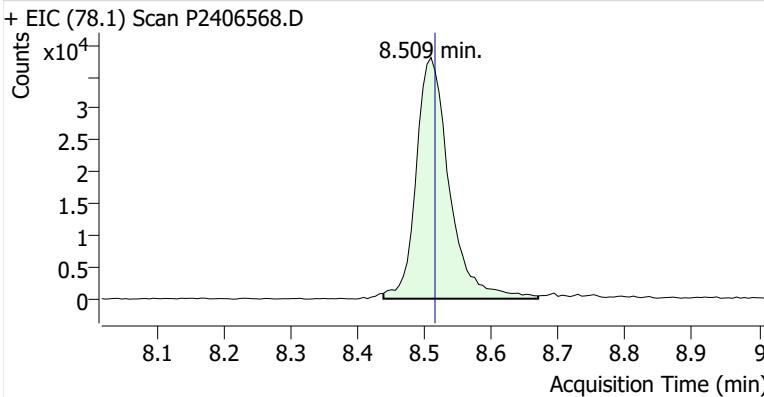


Name	ISTD	RT	ICAL RT	Resp.	Int. Flag
benzene-d6 (IS)		8.450	8.456	685,943	
Benzene	benzene-d6 (IS)	8.509	8.515	130,761	
Toluene-d8 (IS)		11.026	11.032	1,011,915	
Toluene	Toluene-d8 (IS)	11.127	11.121	113,481	
Ethylbenzene	Toluene-d8 (IS)	13.264	13.252	14,821	
m-/p-Xylene	Toluene-d8 (IS)	13.465	13.459	28,513	
o-Xylene	Toluene-d8 (IS)	13.940	13.922	12,240	

benzene-d6 (IS)

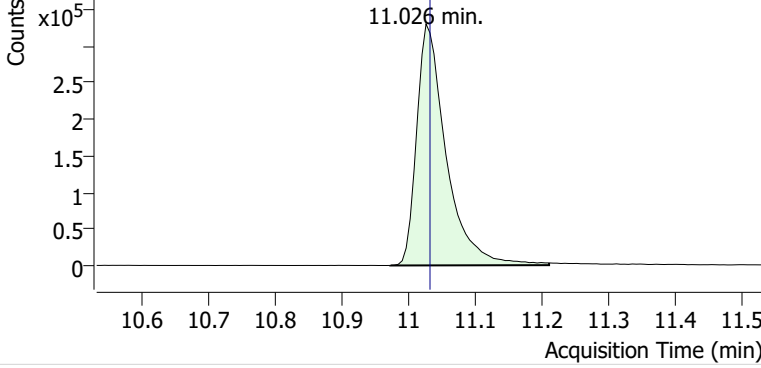


Benzene

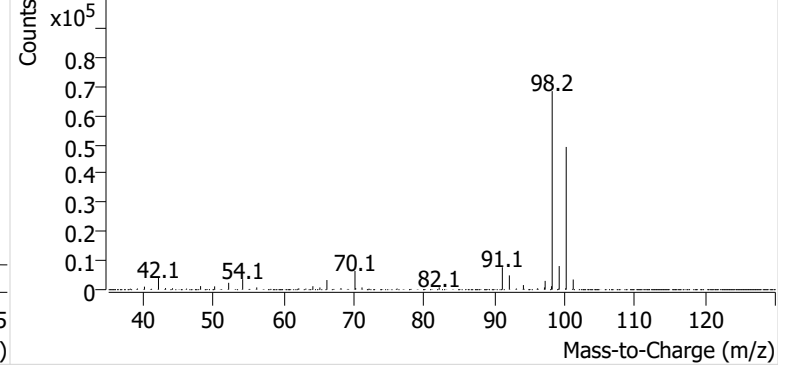


Toluene-d8 (IS)

+ EIC (98.1) Scan P2406568.D

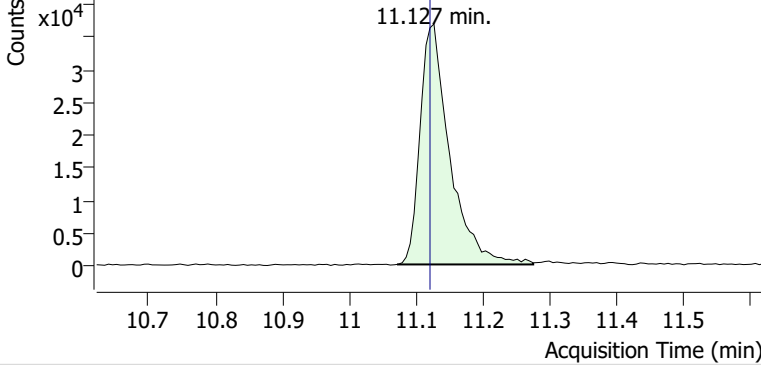


+ Scan (10.972-11.210 min, 41 scans) P2406568.D

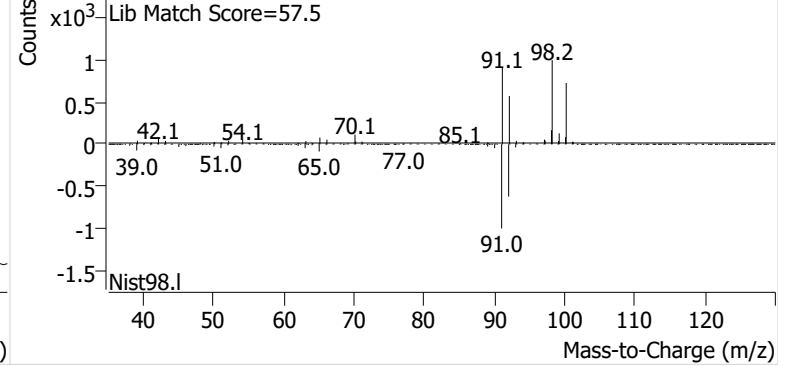


Toluene

+ EIC (91.1) Scan P2406568.D

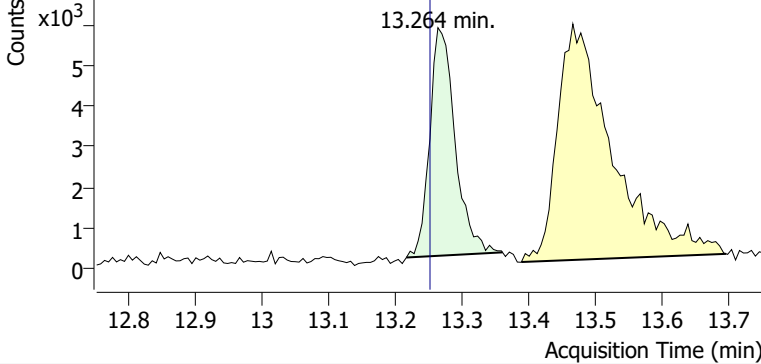


+ Scan (11.072-11.275 min, 35 scans) P2406568.D

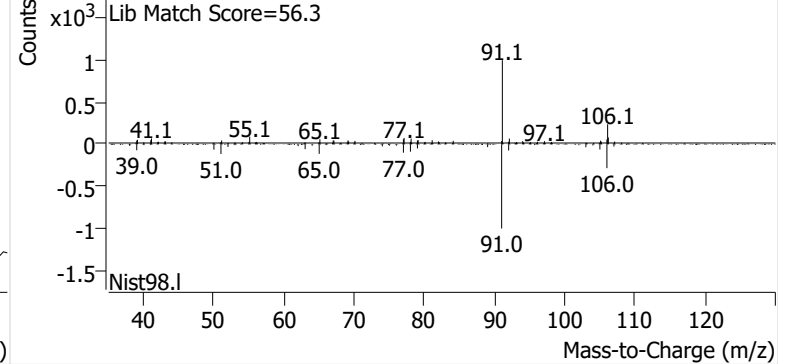


Ethylbenzene

+ EIC (91.1) Scan P2406568.D

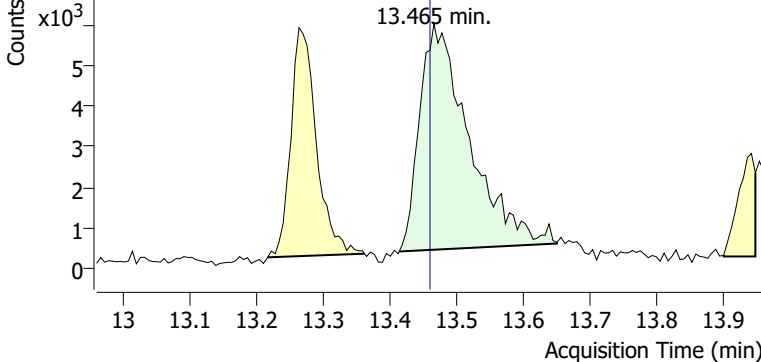


+ Scan (13.216-13.360 min, 24 scans) P2406568.D

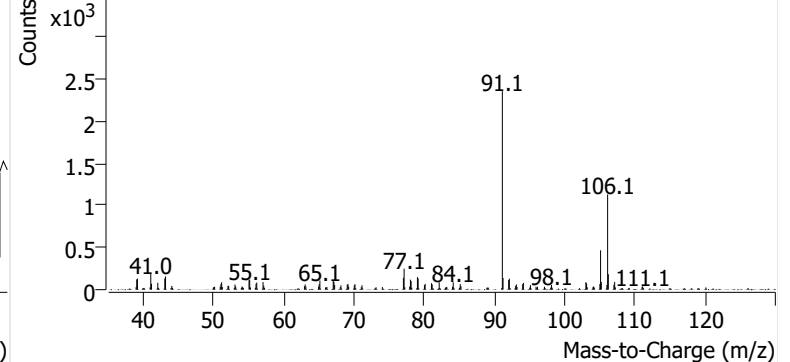


m-/p-Xylene

+ EIC (91.1) Scan P2406568.D

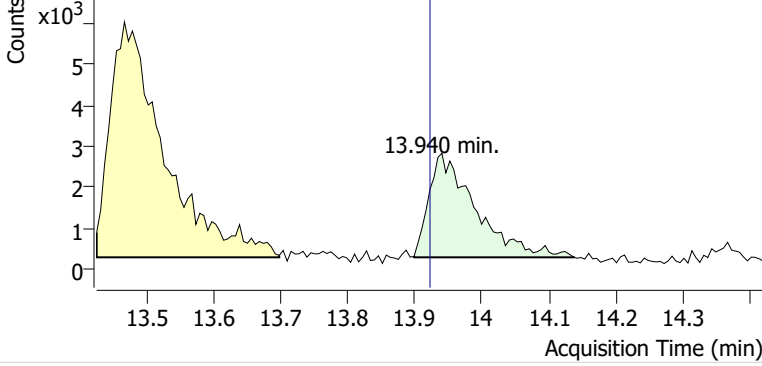


+ Scan (13.413-13.649 min, 40 scans) P2406568.D

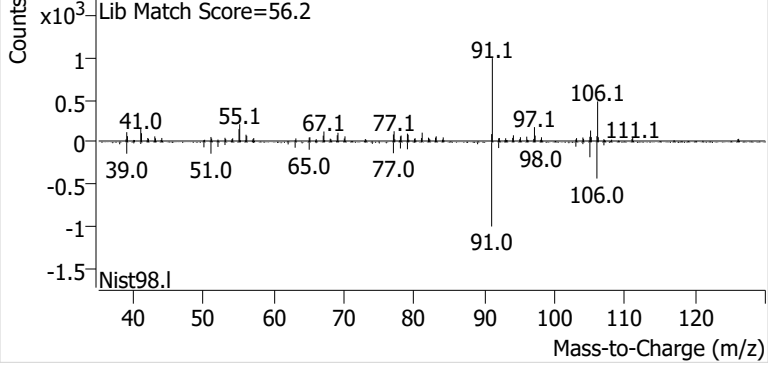


o-Xylene

+ EIC (91.1) Scan P2406568.D

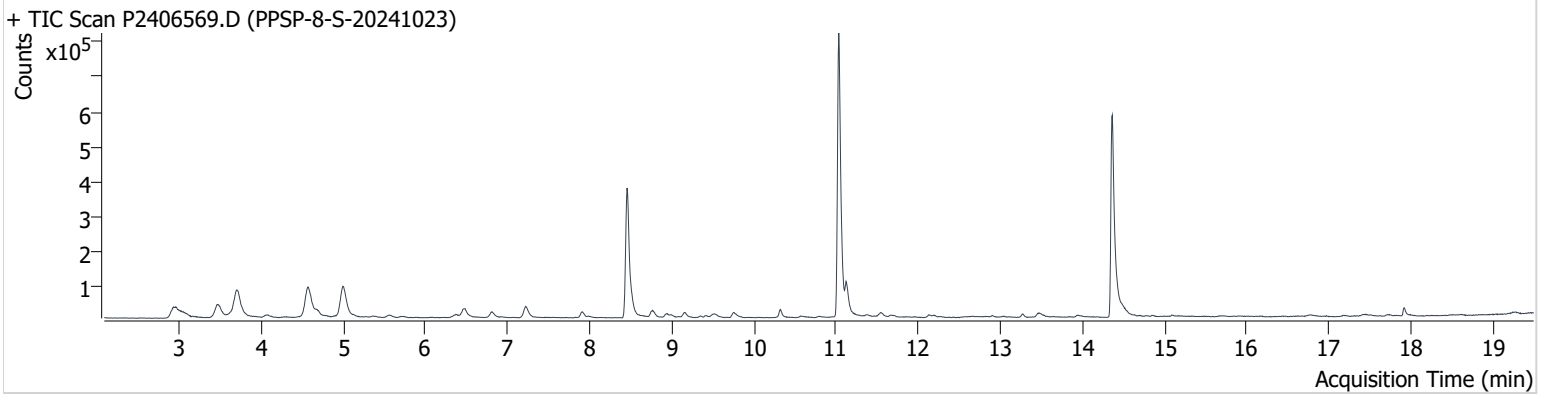


+ Scan (13.899-14.139 min, 41 scans) P2406568.D



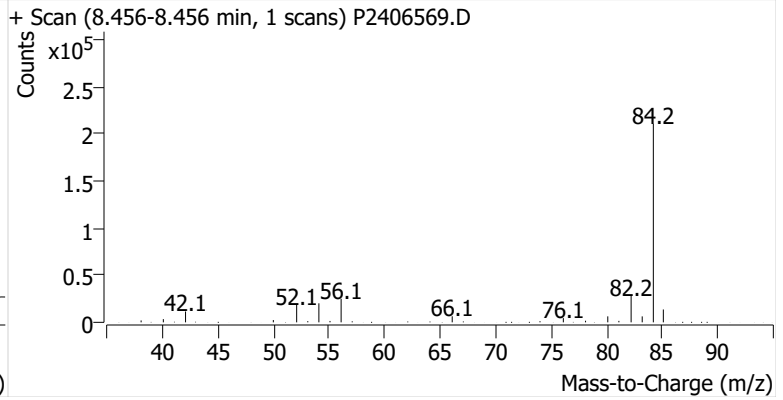
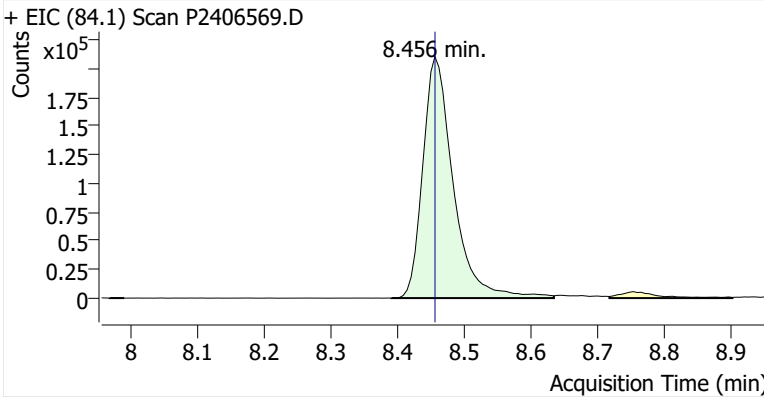
Name PPSP-8-S-20241023
Comment C34240
Data File P2406569.D
Acq. Date-Time 11/8/2024 11:41:05 PM
Acq. Method File M325B-TD35
Tube Sorbent Carbopack X
Analyze Quant Version 12.1
Report Quant Version 12.1

Sample Chromatogram

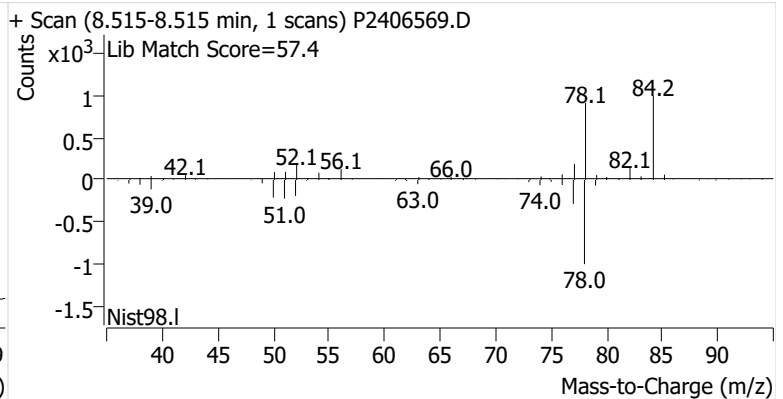
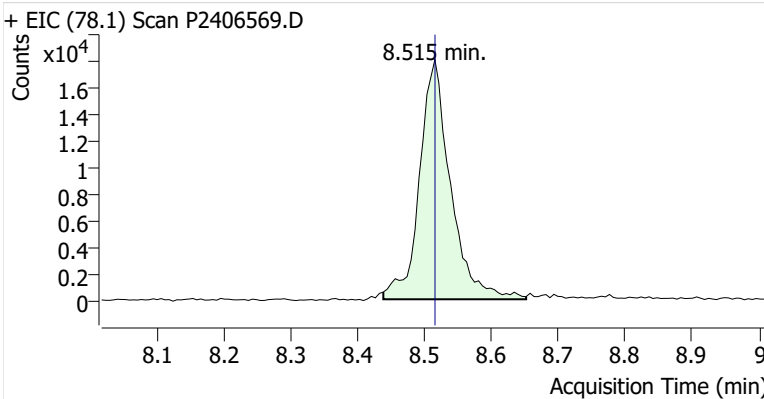


Name	ISTD	RT	ICAL RT	Resp.	Int. Flag
benzene-d6 (IS)		8.456	8.456	666,227	
Benzene	benzene-d6 (IS)	8.515	8.515	58,153	
Toluene-d8 (IS)		11.032	11.032	959,986	
Toluene	Toluene-d8 (IS)	11.121	11.121	99,215	
Ethylbenzene	Toluene-d8 (IS)	13.269	13.252	11,927	
m-/p-Xylene	Toluene-d8 (IS)	13.471	13.459	26,359	
o-Xylene	Toluene-d8 (IS)	13.934	13.922	9,713	

benzene-d6 (IS)

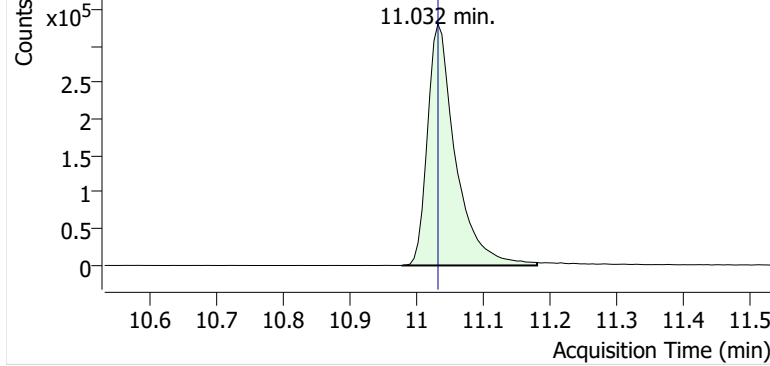


Benzene

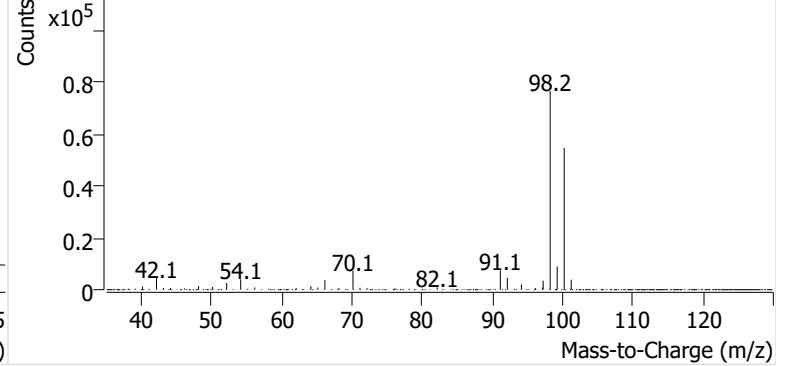


Toluene-d8 (IS)

+ EIC (98.1) Scan P2406569.D

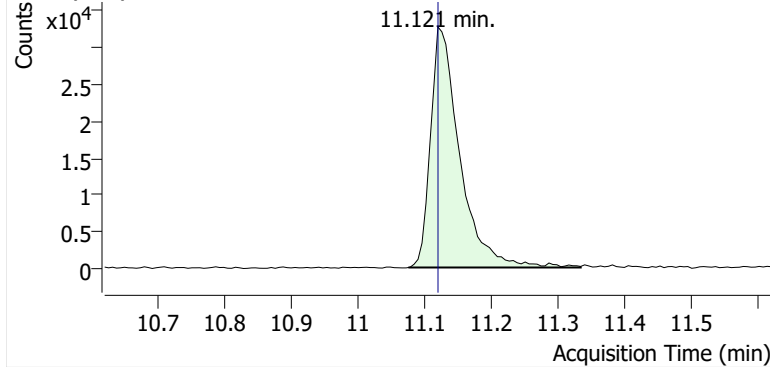


+ Scan (10.978-11.180 min, 35 scans) P2406569.D

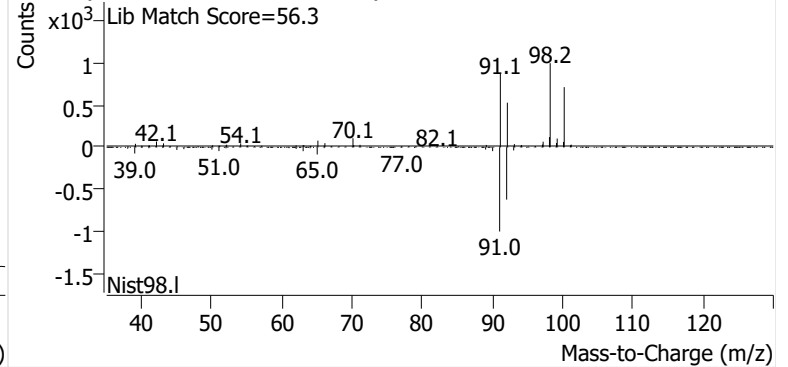


Toluene

+ EIC (91.1) Scan P2406569.D

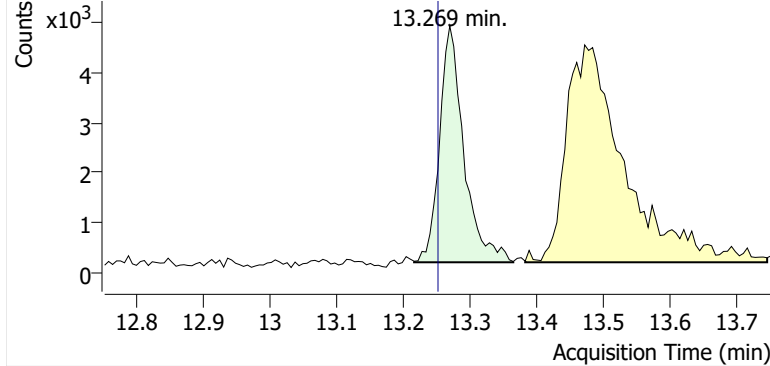


+ Scan (11.077-11.334 min, 44 scans) P2406569.D

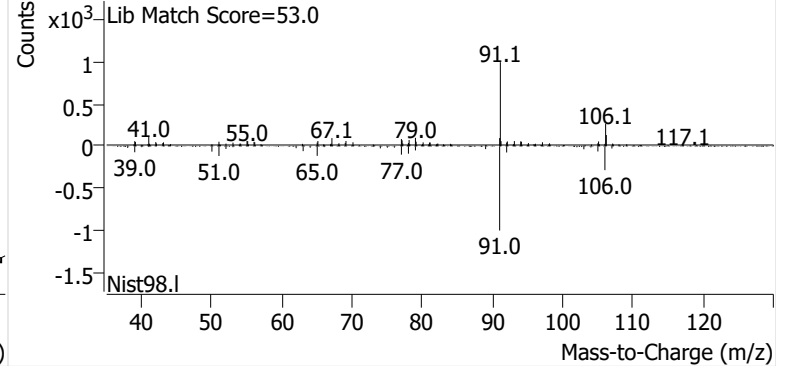


Ethylbenzene

+ EIC (91.1) Scan P2406569.D

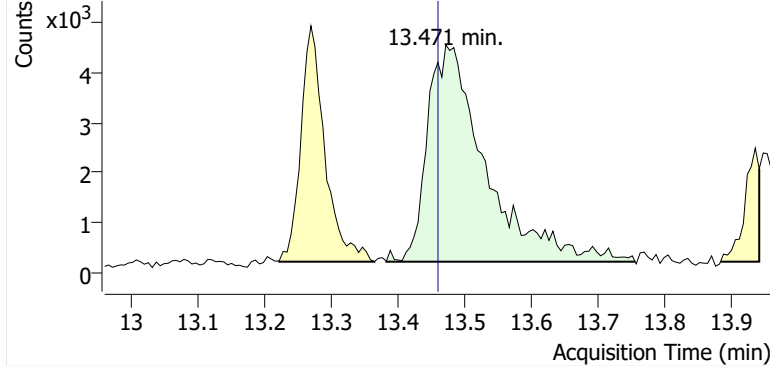


+ Scan (13.216-13.364 min, 26 scans) P2406569.D

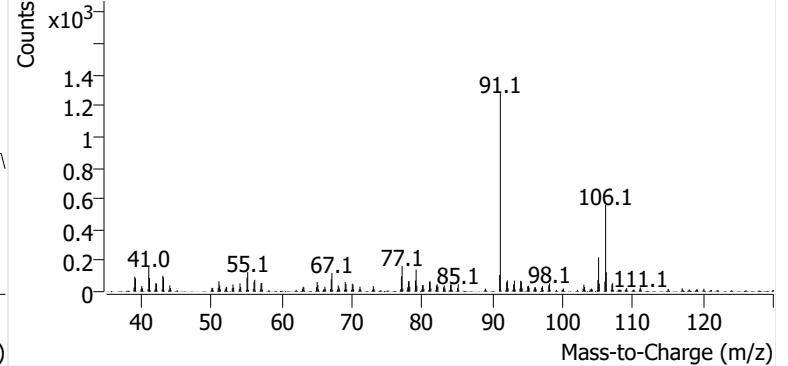


m-/p-Xylene

+ EIC (91.1) Scan P2406569.D

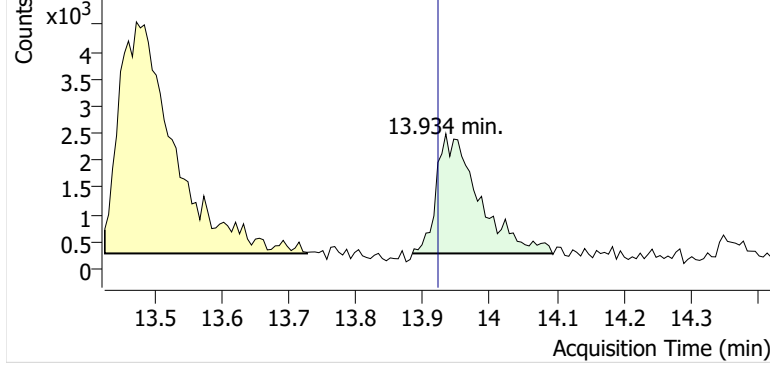


+ Scan (13.382-13.754 min, 63 scans) P2406569.D

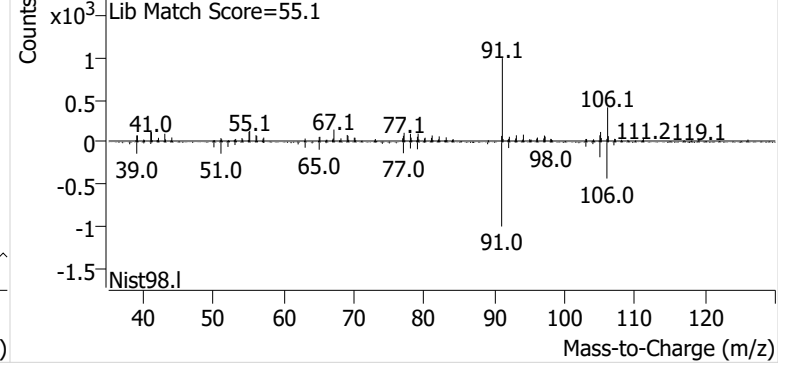


o-Xylene

+ EIC (91.1) Scan P2406569.D

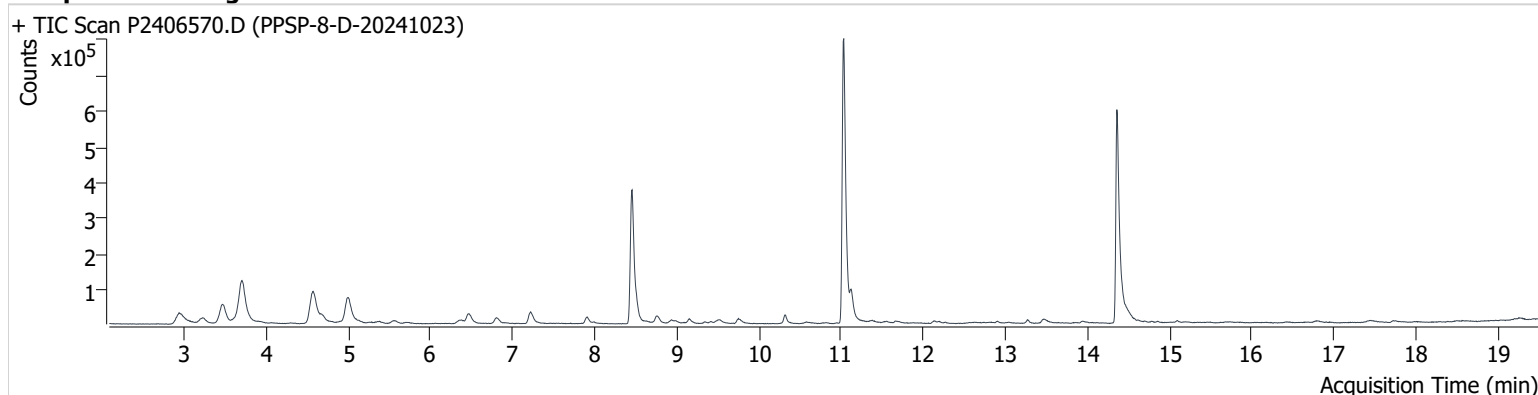


+ Scan (13.884-14.094 min, 35 scans) P2406569.D



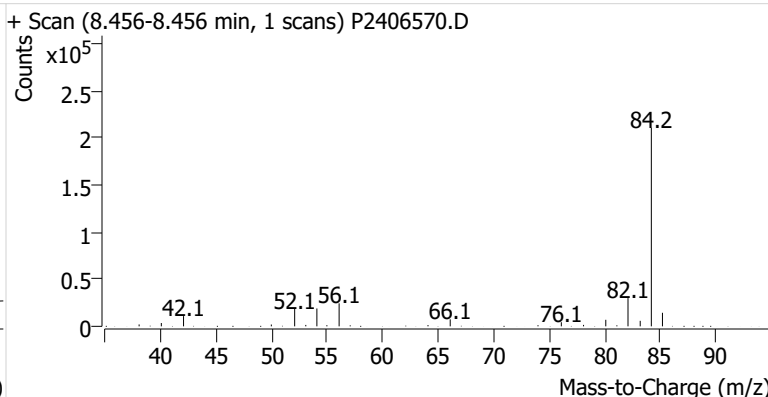
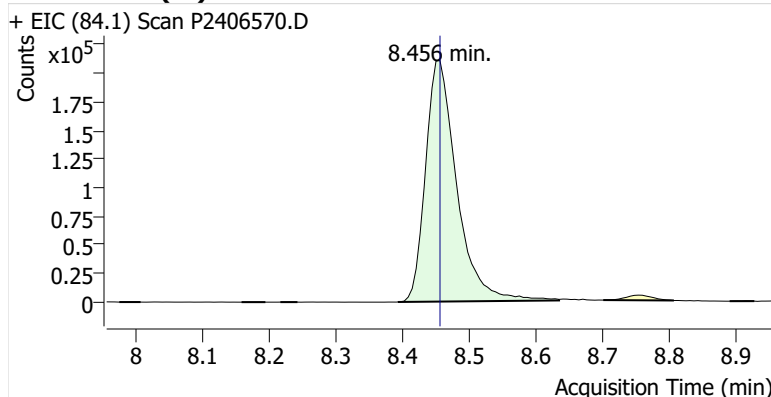
Name PPSP-8-D-20241023
Comment C00591
Data File P2406570.D
Acq. Date-Time 11/9/2024 12:18:20 AM
Acq. Method File M325B-TD35
Tube Sorbent Carbopack X
Analyze Quant Version 12.1
Report Quant Version 12.1

Sample Chromatogram

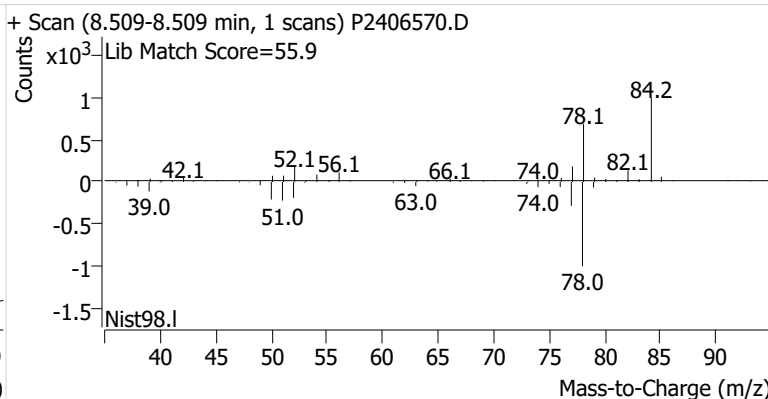
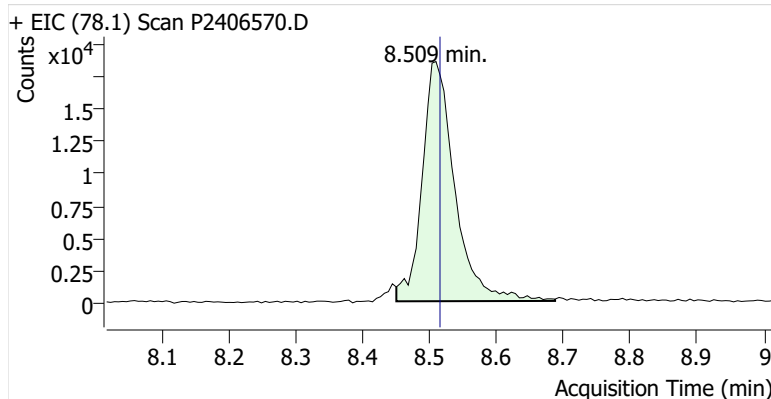


Name	ISTD	RT	ICAL RT	Resp.	Int. Flag
benzene-d6 (IS)		8.456	8.456	682,998	
Benzene	benzene-d6 (IS)	8.509	8.515	62,887	
Toluene-d8 (IS)		11.026	11.032	998,225	
Toluene	Toluene-d8 (IS)	11.127	11.121	87,284	
Ethylbenzene	Toluene-d8 (IS)	13.269	13.252	11,738	
m-/p-Xylene	Toluene-d8 (IS)	13.471	13.459	23,393	
o-Xylene	Toluene-d8 (IS)	13.940	13.922	8,982	m

benzene-d6 (IS)

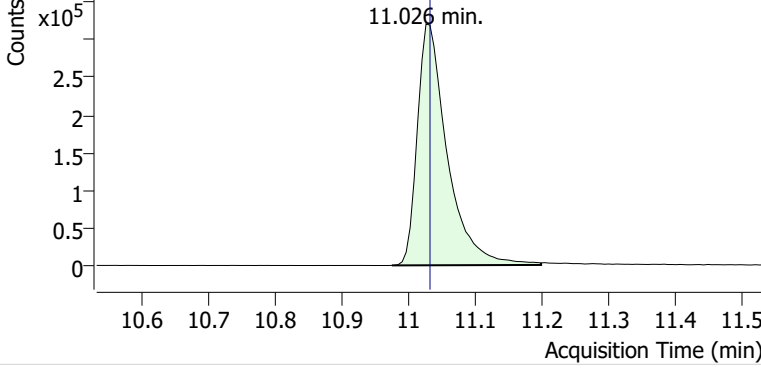


Benzene

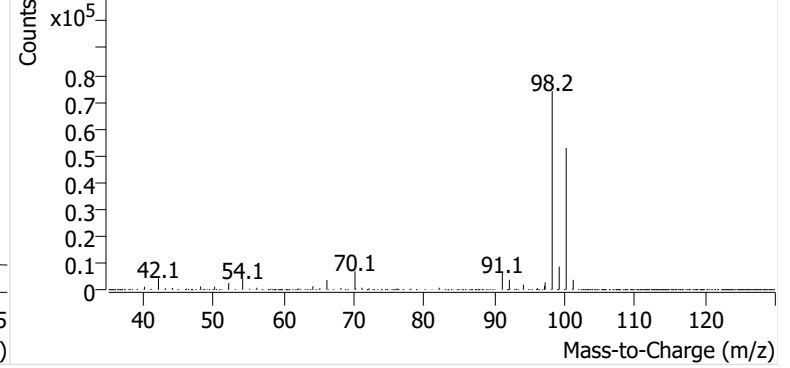


Toluene-d8 (IS)

+ EIC (98.1) Scan P2406570.D

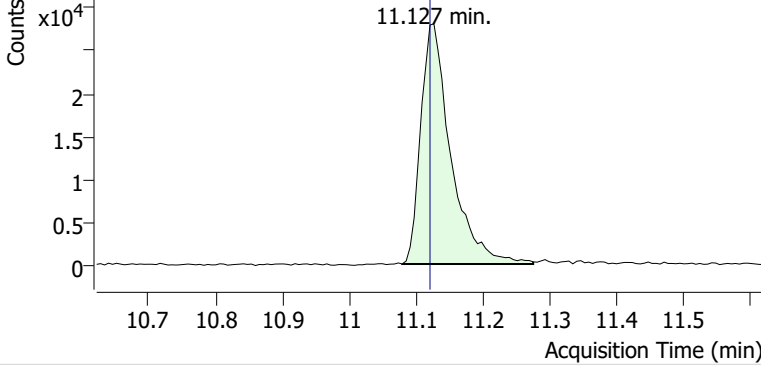


+ Scan (10.975-11.198 min, 38 scans) P2406570.D

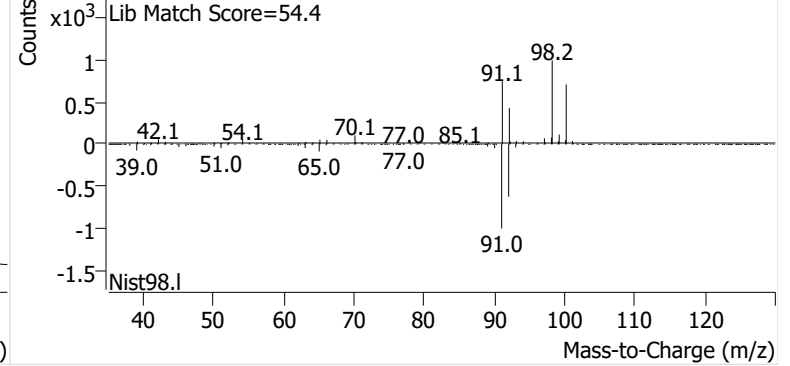


Toluene

+ EIC (91.1) Scan P2406570.D

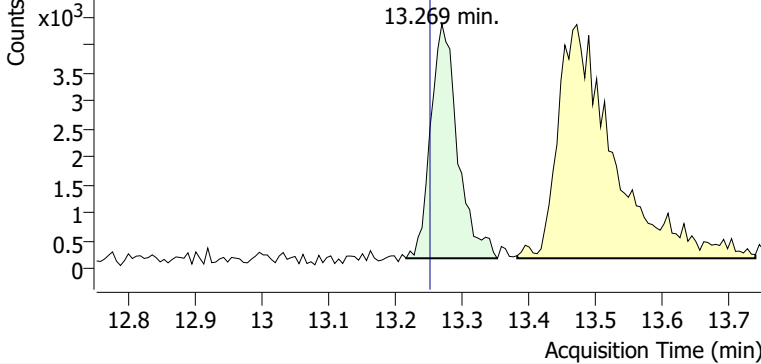


+ Scan (11.079-11.275 min, 34 scans) P2406570.D

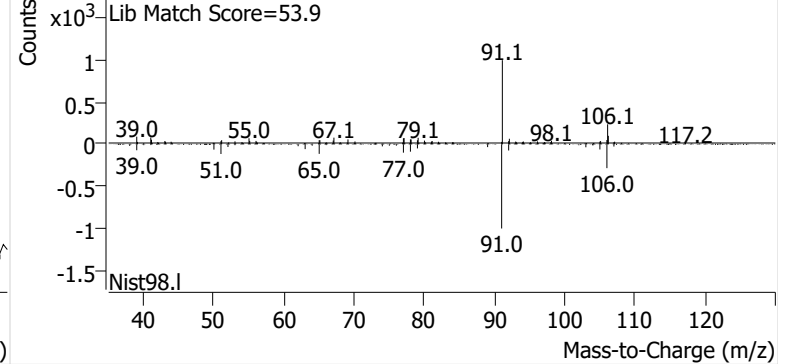


Ethylbenzene

+ EIC (91.1) Scan P2406570.D

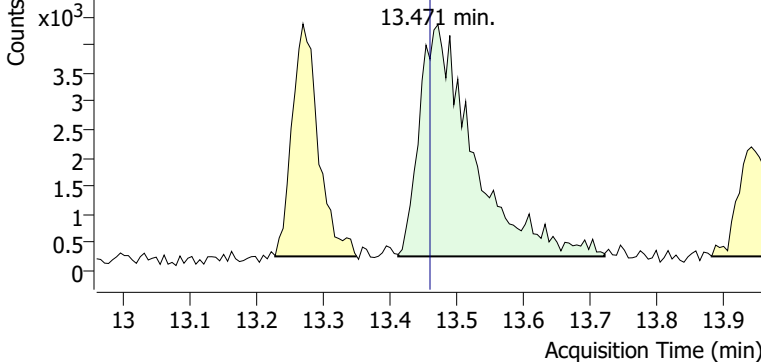


+ Scan (13.216-13.352 min, 23 scans) P2406570.D

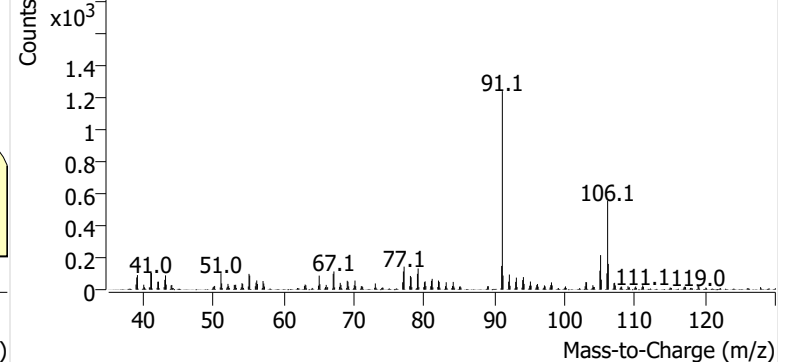


m-/p-Xylene

+ EIC (91.1) Scan P2406570.D

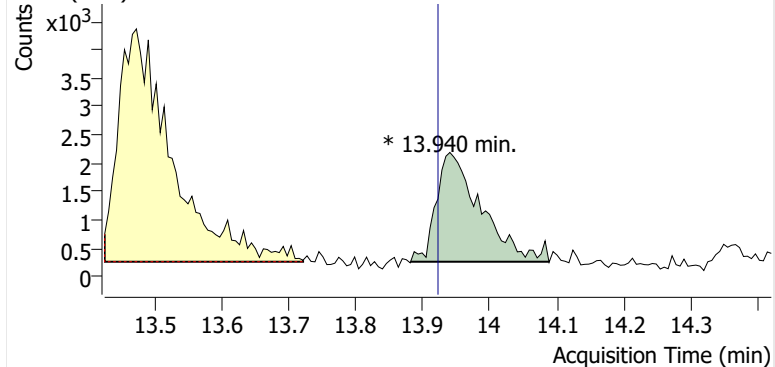


+ Scan (13.412-13.721 min, 53 scans) P2406570.D

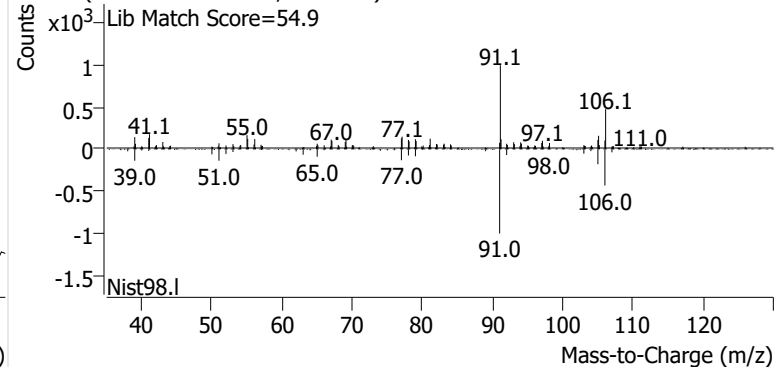


o-Xylene

+ EIC (91.1) Scan P2406570.D

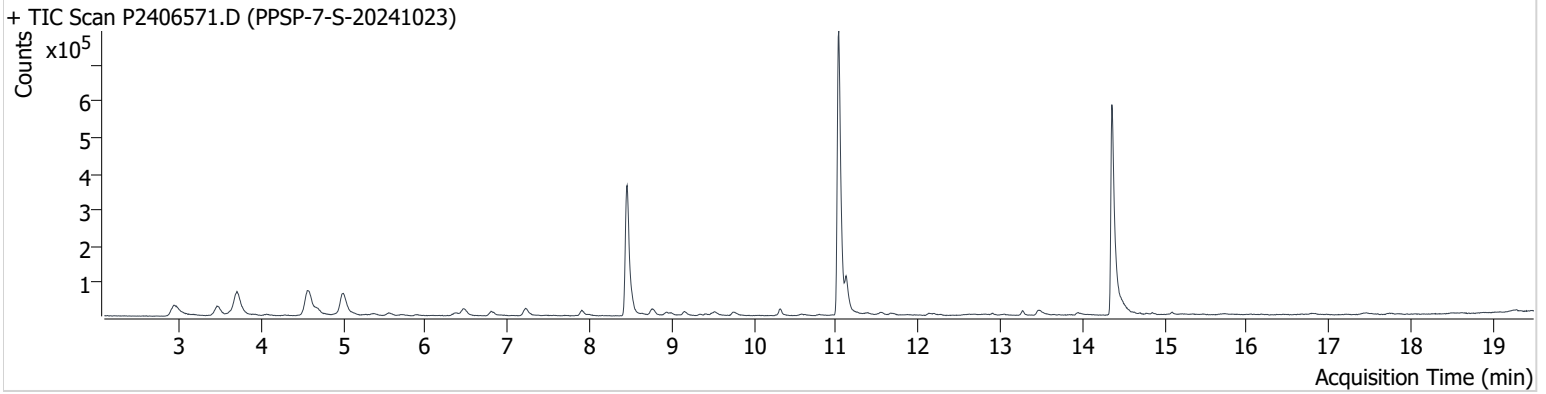


+ Scan (13.881-14.088 min, 34 scans) P2406570.D



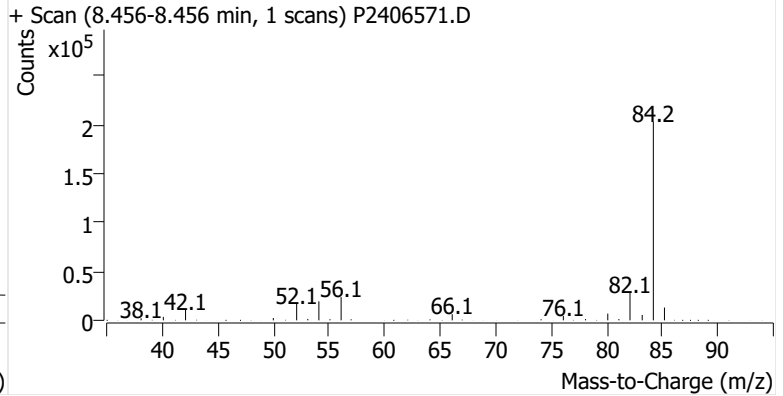
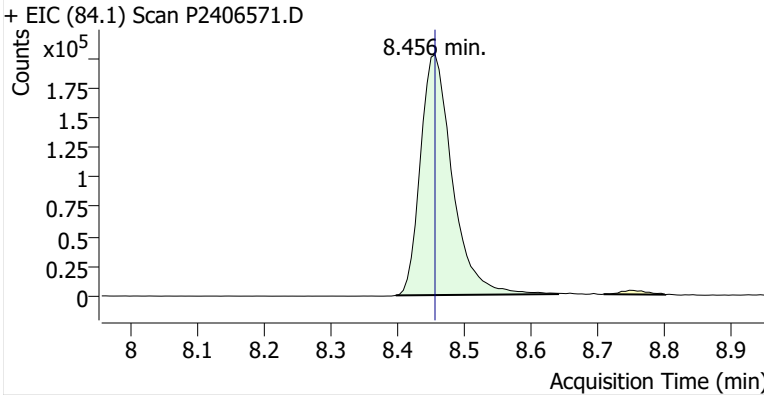
Name PPSP-7-S-20241023
Comment B49393
Data File P2406571.D
Acq. Date-Time 11/9/2024 12:56:13 AM
Acq. Method File M325B-TD35
Tube Sorbent Carbopack X
Analyze Quant Version 12.1
Report Quant Version 12.1

Sample Chromatogram

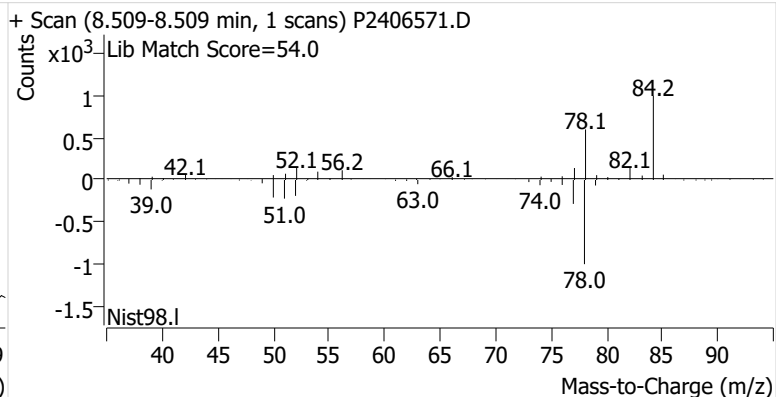
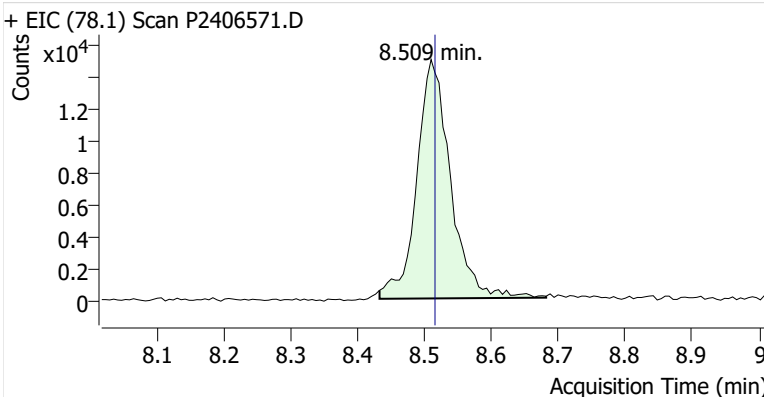


Name	ISTD	RT	ICAL RT	Resp.	Int. Flag
benzene-d6 (IS)		8.456	8.456	672,348	
Benzene	benzene-d6 (IS)	8.509	8.515	52,352	
Toluene-d8 (IS)		11.032	11.032	985,653	
Toluene	Toluene-d8 (IS)	11.121	11.121	104,927	
Ethylbenzene	Toluene-d8 (IS)	13.270	13.252	14,175	
m-/p-Xylene	Toluene-d8 (IS)	13.477	13.459	24,496	
o-Xylene	Toluene-d8 (IS)	13.946	13.922	10,207	

benzene-d6 (IS)

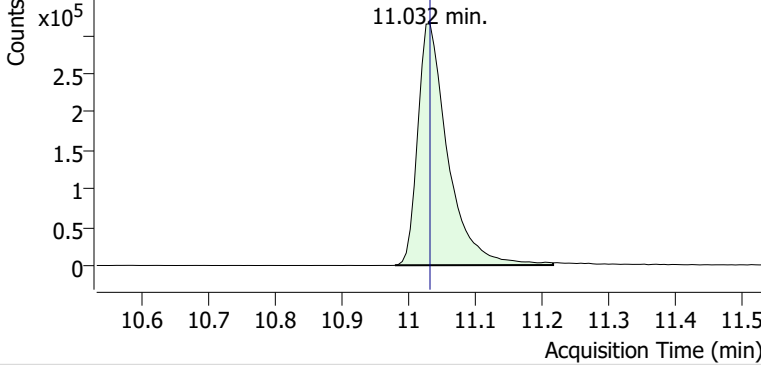


Benzene

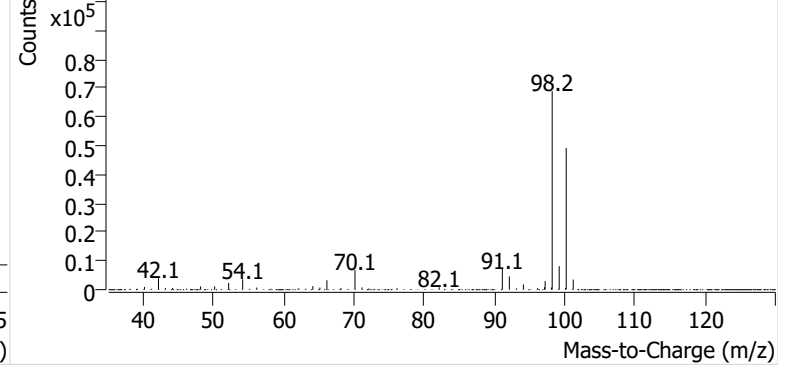


Toluene-d8 (IS)

+ EIC (98.1) Scan P2406571.D

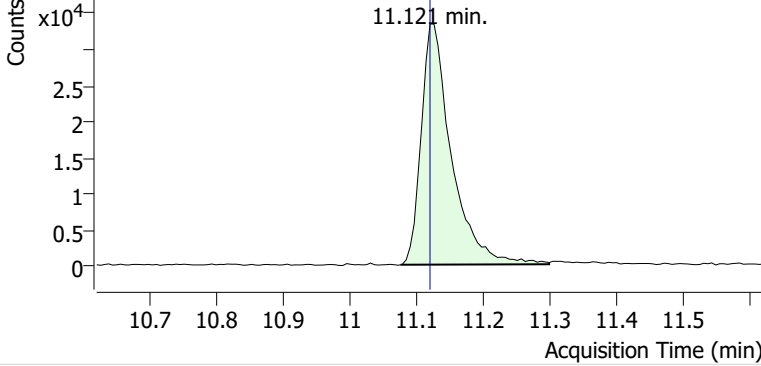


+ Scan (10.979-11.216 min, 40 scans) P2406571.D

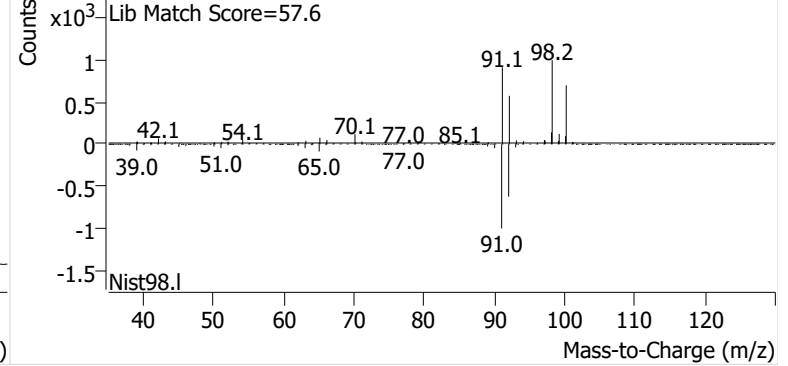


Toluene

+ EIC (91.1) Scan P2406571.D

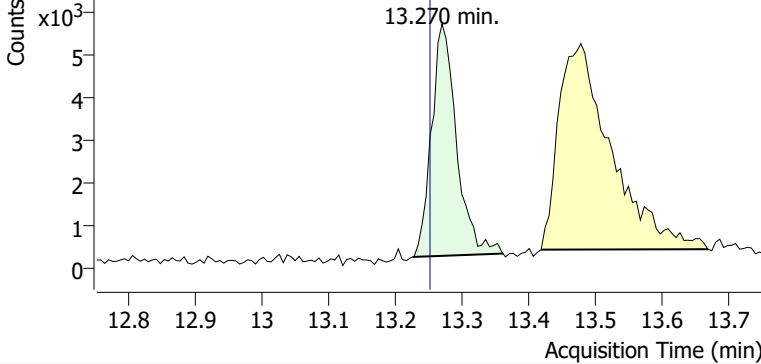


+ Scan (11.077-11.299 min, 38 scans) P2406571.D

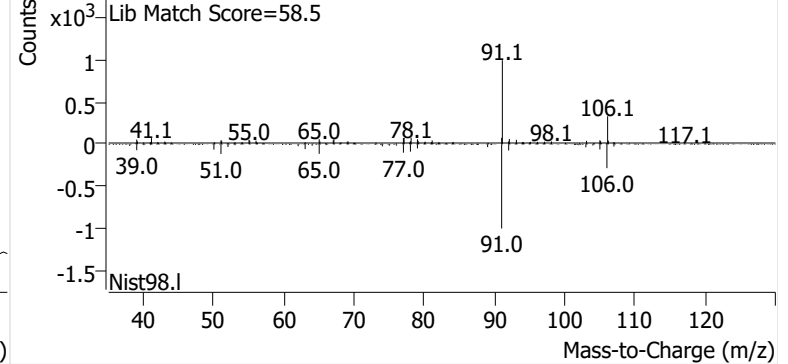


Ethylbenzene

+ EIC (91.1) Scan P2406571.D

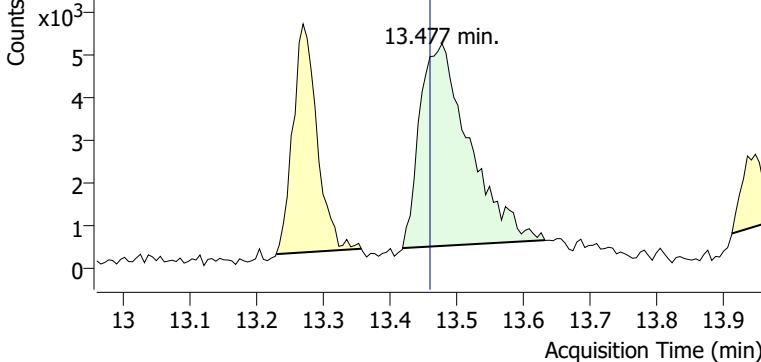


+ Scan (13.226-13.361 min, 23 scans) P2406571.D

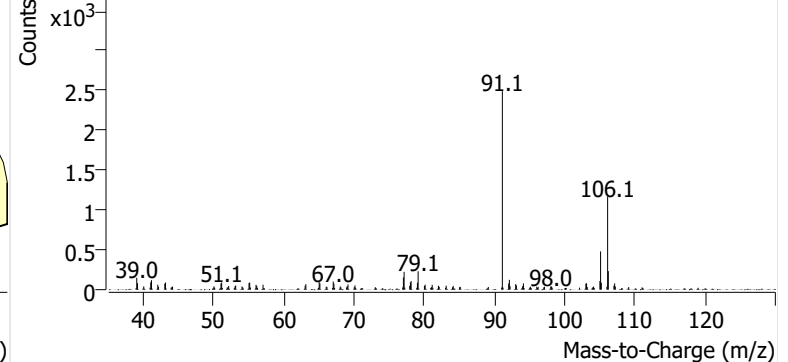


m-/p-Xylene

+ EIC (91.1) Scan P2406571.D

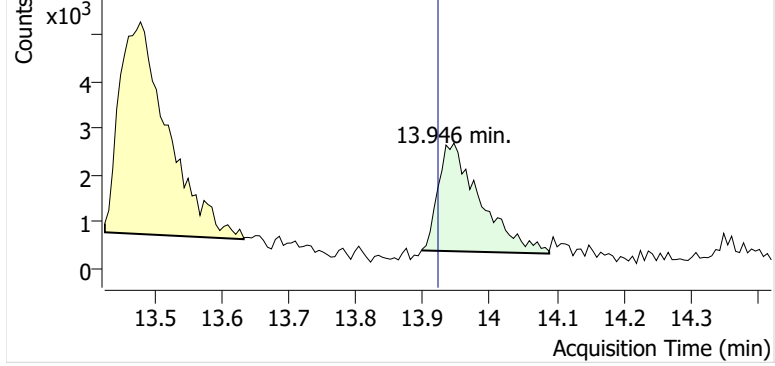


+ Scan (13.418-13.631 min, 35 scans) P2406571.D

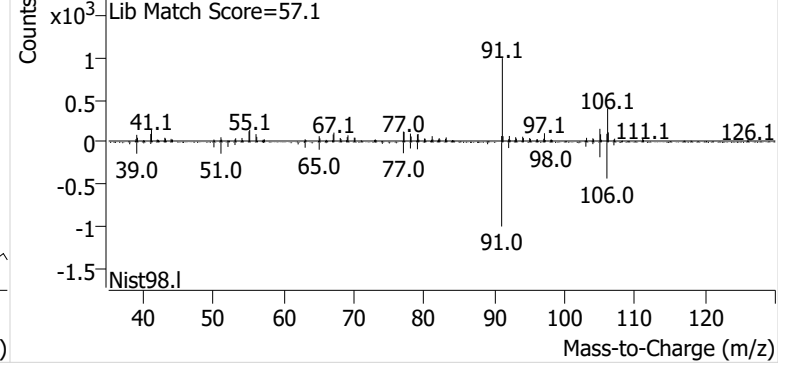


o-Xylene

+ EIC (91.1) Scan P2406571.D

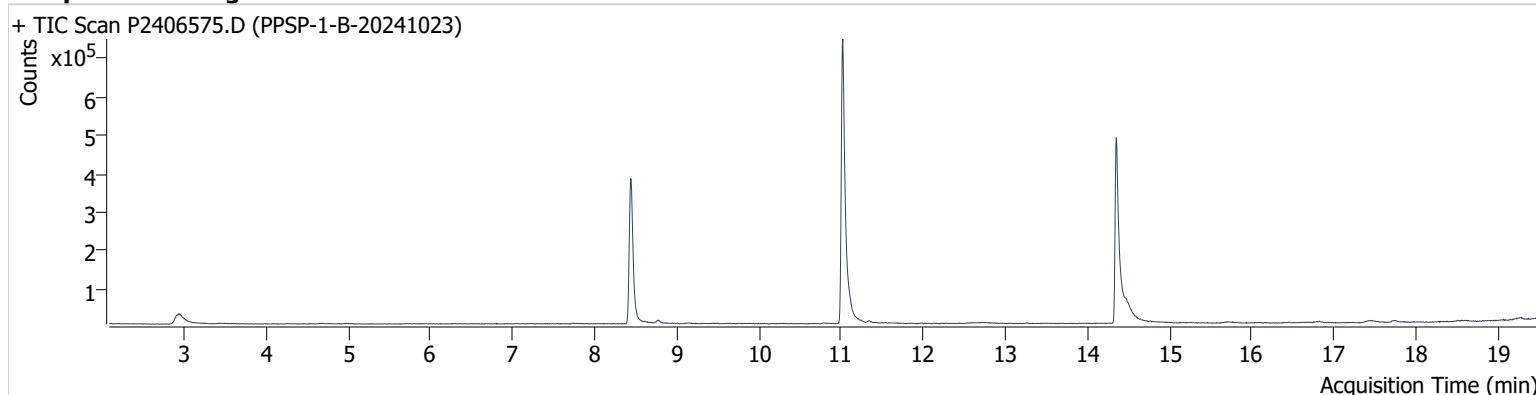


+ Scan (13.898-14.089 min, 33 scans) P2406571.D



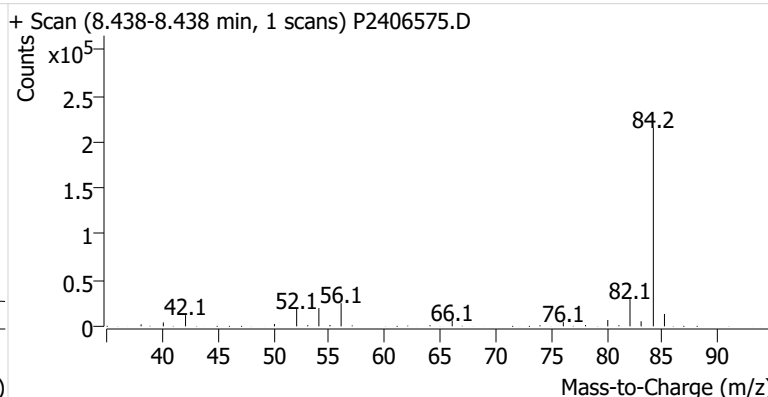
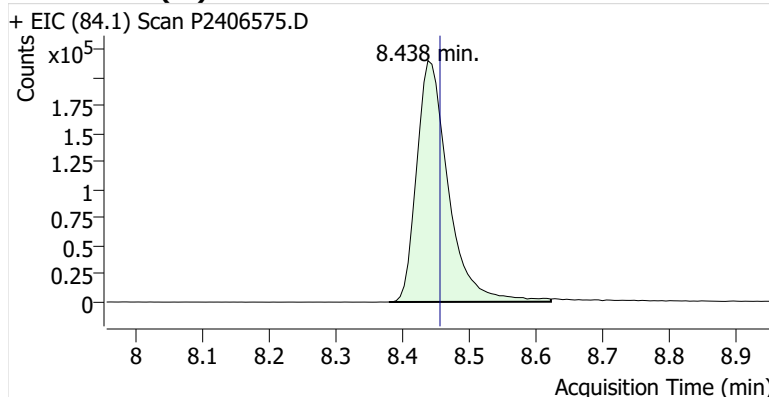
Name PPSP-1-B-20241023
Comment C01693
Data File P2406575.D
Acq. Date-Time 11/9/2024 12:11:56 PM
Acq. Method File M325B-TD35
Tube Sorbent Carbopack X
Analyze Quant Version 12.1
Report Quant Version 12.1

Sample Chromatogram

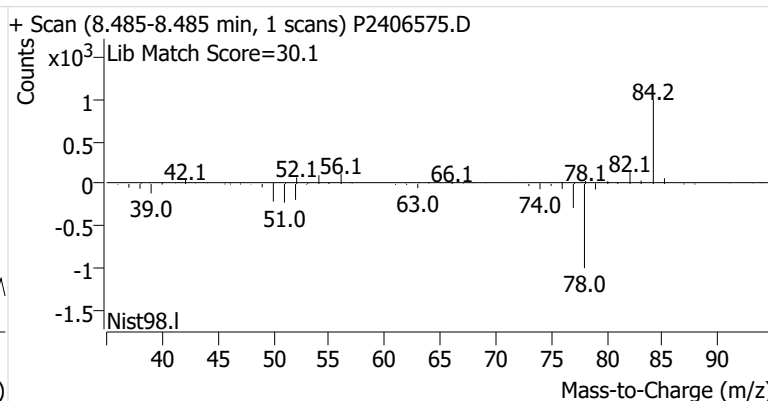
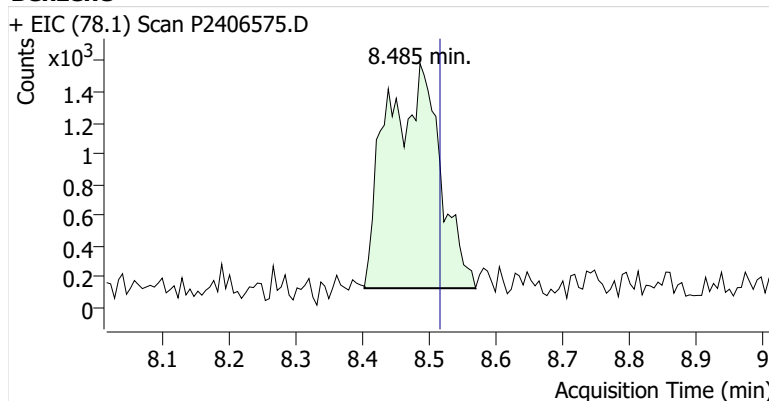


Name	ISTD	RT	ICAL RT	Resp.	Int. Flag
benzene-d6 (IS)		8.438	8.456	708,106	
Benzene	benzene-d6 (IS)	8.485	8.515	7,970	
Toluene-d8 (IS)		11.020	11.032	1,029,967	
Toluene	Toluene-d8 (IS)	11.115	11.121	7,686	
Ethylbenzene	Toluene-d8 (IS)	13.251	13.252	1,150	
m-/p-Xylene	Toluene-d8 (IS)	13.471	13.459	275	
o-Xylene	Toluene-d8 (IS)	13.964	13.922	226	

benzene-d6 (IS)

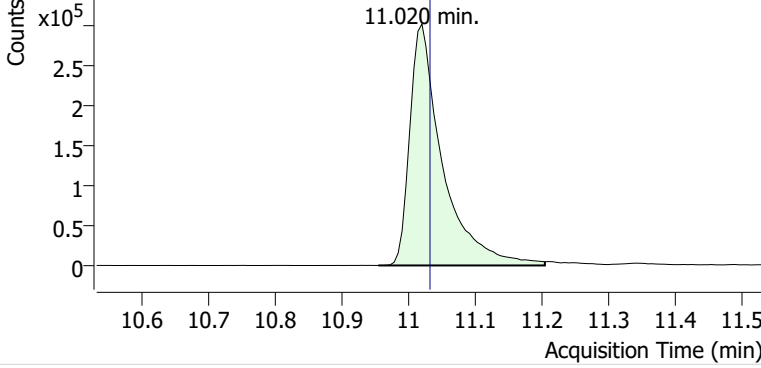


Benzene

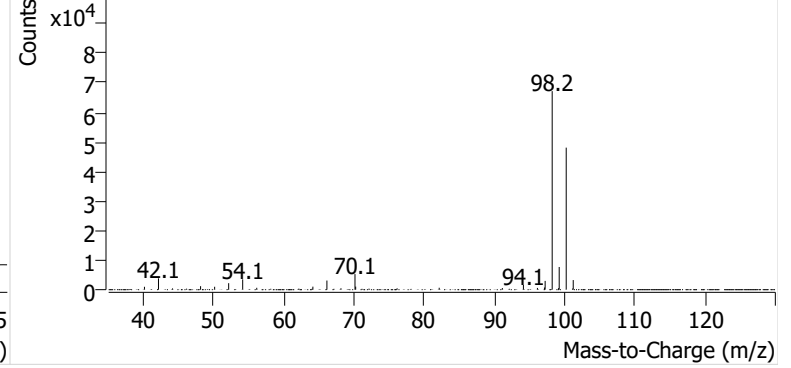


Toluene-d8 (IS)

+ EIC (98.1) Scan P2406575.D

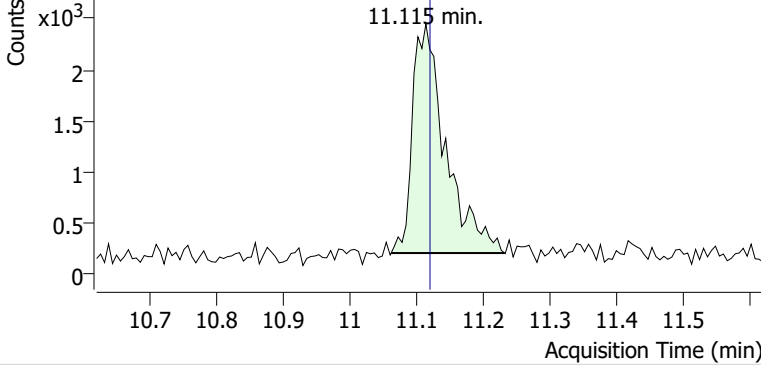


+ Scan (10.954-11.204 min, 43 scans) P2406575.D

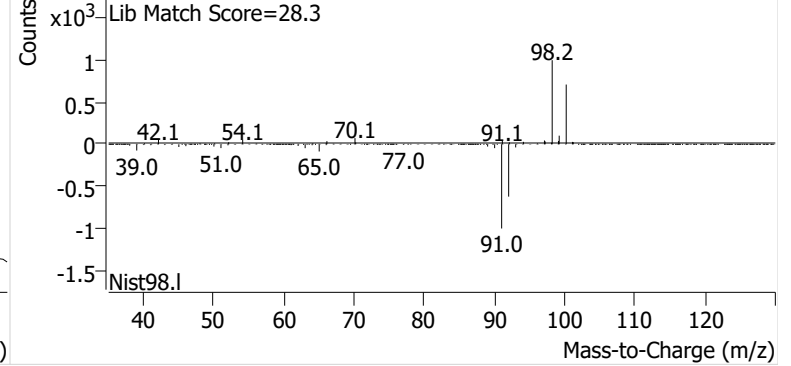


Toluene

+ EIC (91.1) Scan P2406575.D

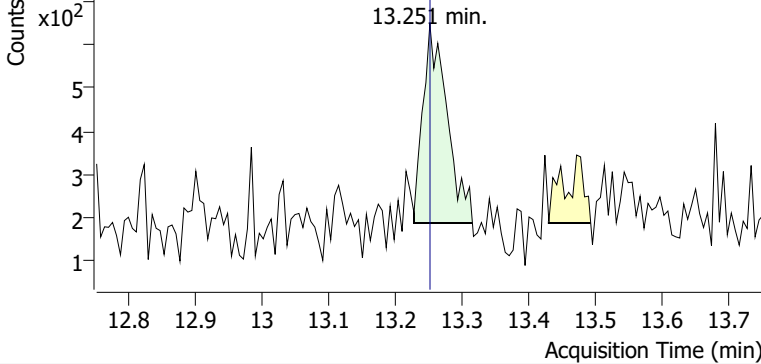


+ Scan (11.063-11.232 min, 28 scans) P2406575.D

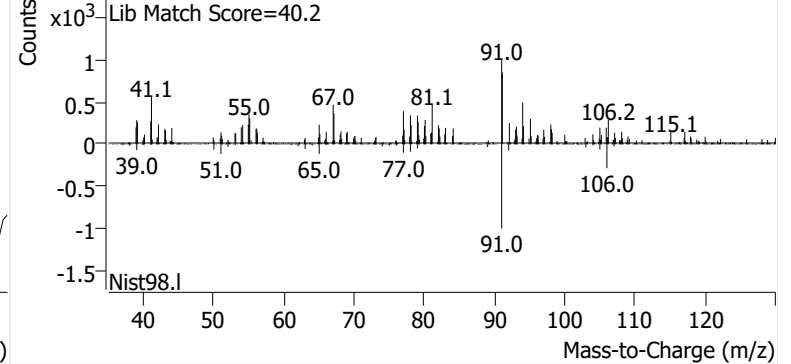


Ethylbenzene

+ EIC (91.1) Scan P2406575.D

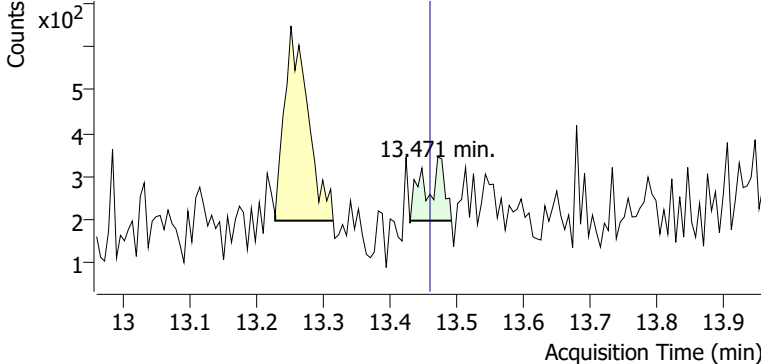


+ Scan (13.228-13.315 min, 15 scans) P2406575.D

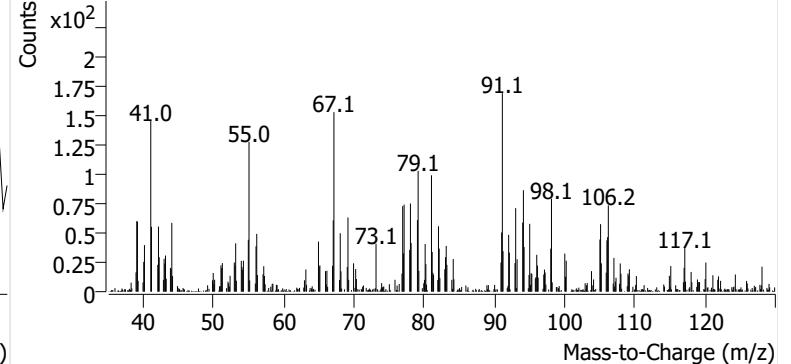


m-/p-Xylene

+ EIC (91.1) Scan P2406575.D

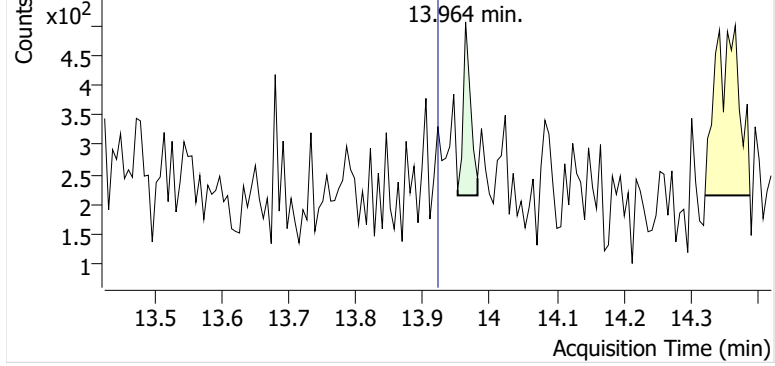


+ Scan (13.430-13.492 min, 10 scans) P2406575.D

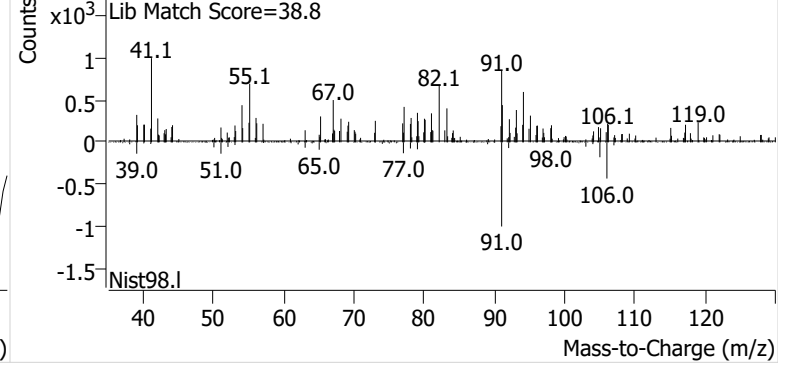


o-Xylene

+ EIC (91.1) Scan P2406575.D



+ Scan (13.952-13.981 min, 6 scans) P2406575.D



Calibration Summary Reports



Enthalpy Analytical

Company: Power Engineers, Inc.

Job No.: 2024FW403-1 EPA Method 325B Analysis

Site: Portland Pipeline - S Portland, ME

Benzene Calibration and Blanks

Sample Code	Type	RRF	ICAL RRF	Last CCV RRF	RRF Change	ISTD Change vs ICal	ISTD Change vs Concal	Pass/Fail	Flags
M325B CCV 5	Cal	0.905	0.979	0.905	-7.6%	-13%		Pass	
2024FW403 Method Blank-1	Blank		0.979	0.905			-0.16%	Pass	ND
M325B CCV 5	Check	0.905	0.979	0.905	-7.6%		-0.32%	Pass	
M325B CCV 5	Check	0.911	0.979	0.905	-7.0%		7.0%	Pass	
M325B CCV 5 REC	Check	0.914	0.979	0.905	-6.7%		24%	Pass	

Ethylbenzene Calibration and Blanks

Sample Code	Type	RRF	ICAL RRF	Last CCV RRF	RRF Change	ISTD Change vs ICal	ISTD Change vs Concal	Pass/Fail	Flags
M325B CCV 5	Cal	0.955	0.951	0.955	0.45%	-10%		Pass	
2024FW403 Method Blank-1	Blank		0.951	0.955			-3.7%	Pass	ND
M325B CCV 5	Check	0.942	0.951	0.955	-0.87%		-0.82%	Pass	
M325B CCV 5	Check	0.972	0.951	0.955	2.3%		7.6%	Pass	
M325B CCV 5 REC	Check	0.929	0.951	0.955	-2.2%		19%	Pass	

m-/p-Xylene Calibration and Blanks

Sample Code	Type	RRF	ICAL RRF	Last CCV RRF	RRF Change	ISTD Change vs ICal	ISTD Change vs Concal	Pass/Fail	Flags
M325B CCV 5	Cal	0.674	0.677	0.674	-0.35%	-10%		Pass	
2024FW403 Method Blank-1	Blank		0.677	0.674			-3.7%	Pass	ND
M325B CCV 5	Check	0.676	0.677	0.674	-0.20%		-0.82%	Pass	
M325B CCV 5	Check	0.793	0.677	0.674	17%		7.6%	Pass	
M325B CCV 5 REC	Check	0.670	0.677	0.674	-1.0%		19%	Pass	

o-Xylene Calibration and Blanks

Sample Code	Type	RRF	ICAL RRF	Last CCV RRF	RRF Change	ISTD Change vs ICal	ISTD Change vs Concal	Pass/Fail	Flags
M325B CCV 5	Cal	0.757	0.720	0.757	5.1%	-10%		Pass	
2024FW403 Method Blank-1	Blank		0.720	0.757			-3.7%	Pass	ND
M325B CCV 5	Check	0.758	0.720	0.757	5.3%		-0.82%	Pass	
M325B CCV 5	Check	0.769	0.720	0.757	6.8%		7.6%	Pass	
M325B CCV 5 REC	Check	0.705	0.720	0.757	-2.1%		19%	Pass	

Toluene Calibration and Blanks

Sample Code	Type	RRF	ICAL RRF	Last CCV RRF	RRF Change	ISTD Change vs ICal	ISTD Change vs Concal	Pass/Fail	Flags
M325B CCV 5	Cal	0.875	0.898	0.875	-2.6%	-10%		Pass	
2024FW403 Method Blank-1	Blank		0.898	0.875			-3.7%	Pass	ND
M325B CCV 5	Check	0.850	0.898	0.875	-5.4%		-0.82%	Pass	
M325B CCV 5	Check	0.871	0.898	0.875	-3.0%		7.6%	Pass	
M325B CCV 5 REC	Check	0.850	0.898	0.875	-5.4%		19%	Pass	

Enthalpy Analytical

Company: Power Engineers, Inc.

Job No.: 2024FW403-1 EPA Method 325B Analysis

Site: Portland Pipeline - S Portland, ME

Calibration Curves

Method	Compound	Level	Cal File	Amount (ng)	Area	ISTD Amt (ng)	ISTD Area	RRF	Dev
P090624A BTEX.quantmethod.xml	Benzene	1	P2404977.D	5.19	53200	91.7	825638	1.138	16%
P090624A BTEX.quantmethod.xml	Benzene	2	P2404978.D	10.38	91845	91.7	790527	1.026	4.8%
P090624A BTEX.quantmethod.xml	Benzene	3	P2404979.D	20.76	168704	91.7	766300	0.972	-0.72%
P090624A BTEX.quantmethod.xml	Benzene	4	P2404980.D	41.51	319641	91.7	739567	0.954	-2.5%
P090624A BTEX.quantmethod.xml	Benzene	5	P2404981.D	103.78	770808	91.7	741300	0.919	-6.2%
P090624A BTEX.quantmethod.xml	Benzene	6	P2404982.D	207.57	1506802	91.7	718096	0.927	-5.4%
P090624A BTEX.quantmethod.xml	Benzene	7	P2404983.D	622.70	4556203	91.7	729727	0.919	-6.1%
						Avg:	758736	0.979	
						%RSD:	5.0%	8.2%	
P090624A BTEX.quantmethod.xml	Ethylbenzene	1	P2404977.D	5.33	56151	108.1	1169254	0.974	2.4%
P090624A BTEX.quantmethod.xml	Ethylbenzene	2	P2404978.D	10.67	105621	108.1	1107038	0.967	1.7%
P090624A BTEX.quantmethod.xml	Ethylbenzene	3	P2404979.D	21.33	219430	108.1	1067634	1.042	9.6%
P090624A BTEX.quantmethod.xml	Ethylbenzene	4	P2404980.D	42.67	414505	108.1	1079066	0.973	2.4%
P090624A BTEX.quantmethod.xml	Ethylbenzene	5	P2404981.D	106.66	889663	108.1	1042115	0.865	-9.0%
P090624A BTEX.quantmethod.xml	Ethylbenzene	6	P2404982.D	213.33	1888178	108.1	1053728	0.908	-4.5%
P090624A BTEX.quantmethod.xml	Ethylbenzene	7	P2404983.D	639.99	5839841	108.1	1066774	0.925	-2.7%
						Avg:	1083659	0.951	
						%RSD:	4.0%	6.0%	

Enthalpy Analytical

Company: Power Engineers, Inc.

Job No.: 2024FW403-1 EPA Method 325B Analysis

Site: Portland Pipeline - S Portland, ME

Calibration Curves

Method	Compound	Level	Cal File	Amount (ng)	Area	ISTD Amt (ng)	ISTD Area	RRF	Dev
P090624A BTEX.quantmethod.xml	m-/p-Xylene	1	P2404977.D	5.37	41219	108.1	1169254	0.710	4.9%
P090624A BTEX.quantmethod.xml	m-/p-Xylene	2	P2404978.D	10.74	70608	108.1	1107038	0.642	-5.1%
P090624A BTEX.quantmethod.xml	m-/p-Xylene	3	P2404979.D	21.47	173334	108.1	1067634	0.817	21%
P090624A BTEX.quantmethod.xml	m-/p-Xylene	4	P2404980.D	42.95	287337	108.1	1079066	0.670	-0.95%
P090624A BTEX.quantmethod.xml	m-/p-Xylene	5	P2404981.D	107.36	601872	108.1	1042115	0.582	-14%
P090624A BTEX.quantmethod.xml	m-/p-Xylene	6	P2404982.D	214.73	1307488	108.1	1053728	0.625	-7.7%
P090624A BTEX.quantmethod.xml	m-/p-Xylene	7	P2404983.D	644.18	4394447	108.1	1066774	0.691	2.1%
						Avg:	1083659	0.677	
						%RSD:	4.0%	11%	
P090624A BTEX.quantmethod.xml	o-Xylene	1	P2404977.D	5.40	44196	108.1	1169254	0.757	5.1%
P090624A BTEX.quantmethod.xml	o-Xylene	2	P2404978.D	10.80	82293	108.1	1107038	0.745	3.4%
P090624A BTEX.quantmethod.xml	o-Xylene	3	P2404979.D	21.59	162748	108.1	1067634	0.763	6.0%
P090624A BTEX.quantmethod.xml	o-Xylene	4	P2404980.D	43.18	323877	108.1	1079066	0.752	4.4%
P090624A BTEX.quantmethod.xml	o-Xylene	5	P2404981.D	107.95	690821	108.1	1042115	0.664	-7.8%
P090624A BTEX.quantmethod.xml	o-Xylene	6	P2404982.D	215.90	1404667	108.1	1053728	0.668	-7.3%
P090624A BTEX.quantmethod.xml	o-Xylene	7	P2404983.D	647.71	4429477	108.1	1066774	0.693	-3.8%
						Avg:	1083659	0.720	
						%RSD:	4.0%	6.1%	

Enthalpy Analytical

Company: Power Engineers, Inc.

Job No.: 2024FW403-1 EPA Method 325B Analysis

Site: Portland Pipeline - S Portland, ME

Calibration Curves

Method	Compound	Level	Cal File	Amount (ng)	Area	ISTD Amt (ng)	ISTD Area	RRF	Dev
P090624A BTEX.quantmethod.xml	Toluene	1	P2404977.D	5.39	60242	108.1	1169254	1.034	15%
P090624A BTEX.quantmethod.xml	Toluene	2	P2404978.D	10.78	103782	108.1	1107038	0.940	4.7%
P090624A BTEX.quantmethod.xml	Toluene	3	P2404979.D	21.56	201417	108.1	1067634	0.946	5.3%
P090624A BTEX.quantmethod.xml	Toluene	4	P2404980.D	43.11	378117	108.1	1079066	0.879	-2.2%
P090624A BTEX.quantmethod.xml	Toluene	5	P2404981.D	107.78	866654	108.1	1042115	0.834	-7.1%
P090624A BTEX.quantmethod.xml	Toluene	6	P2404982.D	215.56	1738243	108.1	1053728	0.827	-7.9%
P090624A BTEX.quantmethod.xml	Toluene	7	P2404983.D	646.68	5279870	108.1	1066774	0.828	-7.9%
						Avg:	1083659	0.898	
						%RSD:	4.0%	8.7%	
P090624A BTEX.quantmethod.xml	Benzene	ICV	P2404984.D	63.61	412010	91.7	731399	0.812	-17%
P090624A BTEX.quantmethod.xml	Ethylbenzene	ICV	P2404984.D	85.41	703130	108.1	1042671	0.854	-10%
P090624A BTEX.quantmethod.xml	m-/p-Xylene	ICV	P2404984.D	88.90	563818	108.1	1042671	0.658	-2.8%
P090624A BTEX.quantmethod.xml	o-Xylene	ICV	P2404984.D	87.50	558957	108.1	1042671	0.662	-8%
P090624A BTEX.quantmethod.xml	Toluene	ICV	P2404984.D	75.87	552004	108.1	1042671	0.754	-16%

**This Is The Last Page
Of This Report.**



Portland Pipeline - S Portland, ME

Power Engineers, Inc.
303 U.S. Route One
Freeport, ME 04032

Sampling Event 9

Analytical Report (2024FW404)

EPA Method 325B

Benzene, Toluene, Ethylbenzene, m-/p-Xylenes, o-Xylene



Enthalpy Analytical, LLC

Phone: (919) 850 - 4392 / Fax: (919) 850 - 9012 / www.enthalpy.com
800-1 Capitola Drive, Durham, NC 27713

I certify that to the best of my knowledge all analytical data presented in this report:

- Have been checked for completeness
- Are accurate, error-free, and legible
- Have been conducted in accordance with approved protocol, and that all deviations and analytical problems are summarized in the appropriate narrative(s)

This analytical report was prepared in Portable Document Format (.PDF). This report shall not be reproduced except in full without approval of the laboratory. This will provide assurance that parts of a report are not taken out of context.

A handwritten signature in black ink, reading "Conor Toomey". The signature is fluid and cursive, with the first name "Conor" written in a smaller, more legible script than the last name "Toomey".

QA Review by Conor Toomey, QA Associate I

Report Issued: 12/04/2024



Summary of Results



Enthalpy Analytical

Company: Power Engineers, Inc.

Job No.: 2024FW404-1 EPA Method 325B Analysis

Site: Portland Pipeline - S Portland, ME

Summary

Sample Code	Tube ID	Benzene (ug/m ³)	Flag	Ethylbenzene (ug/m ³)	Flag	m-/p-Xylene (ug/m ³)	Flag	o-Xylene (ug/m ³)	Flag	Toluene (ug/m ³)	Flag
PPSP-6-S-20241106	C01804	0.688			ND	0.836			ND	1.32	
PPSP-5-S-20241106	C32989	0.619			ND	0.757			ND	1.31	
PPSP-4-S-20241106	C36909	0.619			ND	0.580	J		ND	1.06	
PPSP-3-S-20241106	C43305	0.605			ND	0.856			ND	1.03	
PPSP-2-S-20241106	C34301	1.30			ND	0.690			ND	1.29	
PPSP-1-S-20241106	B43637	1.58			ND	0.812			ND	1.35	
PPSP-1-B-20241106	C53538		ND		ND		ND		ND		ND
PPSP-13-S-20241106	B50939	0.895			ND	0.486	J		ND	0.969	
PPSP-12-S-20241106	B50837	1.30			ND	0.646			ND	1.08	
PPSP-11-S-20241106	B50892	1.01			ND	0.567	J		ND	1.03	
PPSP-10-S-20241106	C53542	0.737			ND	0.759			ND	0.981	
PPSP-9-S-20241106	B29802	0.732			ND	0.533	J		ND	1.07	
PPSP-8-S-20241106	C32884	0.616			ND	0.770			ND	1.17	
PPSP-8-D-20241106	B19165	0.616			ND	0.600			ND	1.09	
PPSP-7-S-20241106	B10425	0.710			ND	0.683			ND	1.23	

J: Estimated Value - The analyte was detected between the Method Detection Limit and Reporting Limit

ND: The analyte was not present above the Method Detection Limit

Results



Enthalpy Analytical

Company: Power Engineers, Inc.

Job No.: 2024FW404-1 EPA Method 325B Analysis

Site: Portland Pipeline - S Portland, ME

Benzene

Sample Code	Tube ID	Conc (ug/m ³)	Conc (ppbv)	Calc Amt (ng)	Temp (°F)	Uptake Rate (mL/min)	Sample Time (min)	LOD (ug/m ³)	LOQ (ug/m ³)	LOD (ppbv)	LOQ (ppbv)	Flags
PPSP-6-S-20241106	C01804	0.688	0.215	8.99	45.2	0.650	20,111	0.191	0.397	0.0599	0.124	
PPSP-5-S-20241106	C32989	0.619	0.194	8.08	45.2	0.650	20,111	0.191	0.397	0.0599	0.124	
PPSP-4-S-20241106	C36909	0.619	0.194	8.09	45.2	0.650	20,110	0.191	0.397	0.0599	0.124	
PPSP-3-S-20241106	C43305	0.605	0.189	7.90	45.2	0.650	20,111	0.191	0.397	0.0599	0.124	
PPSP-2-S-20241106	C34301	1.30	0.408	17.0	45.2	0.650	20,111	0.191	0.397	0.0599	0.124	
PPSP-1-S-20241106	B43637	1.58	0.493	20.6	45.1	0.650	20,111	0.191	0.397	0.0599	0.124	
PPSP-1-B-20241106	C53538				45.1	0.650	20,111	0.191	0.397	0.0599	0.124	ND
PPSP-13-S-20241106	B50939	0.895	0.280	11.7	45.1	0.650	20,111	0.191	0.397	0.0599	0.124	
PPSP-12-S-20241106	B50837	1.30	0.406	16.9	45.1	0.650	20,111	0.191	0.397	0.0599	0.124	
PPSP-11-S-20241106	B50892	1.01	0.317	13.2	45.1	0.650	20,111	0.191	0.397	0.0599	0.124	
PPSP-10-S-20241106	C53542	0.737	0.231	9.63	45.1	0.650	20,112	0.191	0.397	0.0599	0.124	
PPSP-9-S-20241106	B29802	0.732	0.229	9.57	45.1	0.650	20,112	0.191	0.397	0.0599	0.124	
PPSP-8-S-20241106	C32884	0.616	0.193	8.05	45.1	0.650	20,111	0.191	0.397	0.0599	0.124	
PPSP-8-D-20241106	B19165	0.616	0.193	8.04	45.1	0.650	20,111	0.191	0.397	0.0599	0.124	
PPSP-7-S-20241106	B10425	0.710	0.222	9.27	45.1	0.650	20,112	0.191	0.397	0.0599	0.124	

Enthalpy Analytical

Company: Power Engineers, Inc.

Job No.: 2024FW404-1 EPA Method 325B Analysis

Site: Portland Pipeline - S Portland, ME

Ethylbenzene

Sample Code	Tube ID	Conc (ug/m ³)	Conc (ppbv)	Calc Amt (ng)	Temp (°F)	Uptake Rate (mL/min)	Sample Time (min)	LOD (ug/m ³)	LOQ (ug/m ³)	LOD (ppbv)	LOQ (ppbv)	Flags
PPSP-6-S-20241106	C01804				45.2	0.446	20,111	0.279	0.594	0.0642	0.137	ND
PPSP-5-S-20241106	C32989				45.2	0.446	20,111	0.279	0.594	0.0642	0.137	ND
PPSP-4-S-20241106	C36909				45.2	0.446	20,110	0.279	0.594	0.0642	0.137	ND
PPSP-3-S-20241106	C43305				45.2	0.446	20,111	0.279	0.594	0.0642	0.137	ND
PPSP-2-S-20241106	C34301				45.2	0.446	20,111	0.279	0.594	0.0642	0.137	ND
PPSP-1-S-20241106	B43637				45.1	0.446	20,111	0.279	0.594	0.0642	0.137	ND
PPSP-1-B-20241106	C53538				45.1	0.446	20,111	0.279	0.594	0.0642	0.137	ND
PPSP-13-S-20241106	B50939				45.1	0.446	20,111	0.279	0.594	0.0642	0.137	ND
PPSP-12-S-20241106	B50837				45.1	0.446	20,111	0.279	0.594	0.0642	0.137	ND
PPSP-11-S-20241106	B50892				45.1	0.446	20,111	0.279	0.594	0.0642	0.137	ND
PPSP-10-S-20241106	C53542				45.1	0.446	20,112	0.279	0.594	0.0642	0.137	ND
PPSP-9-S-20241106	B29802				45.1	0.446	20,112	0.279	0.594	0.0642	0.137	ND
PPSP-8-S-20241106	C32884				45.1	0.446	20,111	0.279	0.594	0.0642	0.137	ND
PPSP-8-D-20241106	B19165				45.1	0.446	20,111	0.279	0.594	0.0642	0.137	ND
PPSP-7-S-20241106	B10425				45.1	0.446	20,112	0.279	0.594	0.0642	0.137	ND

Enthalpy Analytical

Company: Power Engineers, Inc.

Job No.: 2024FW404-1 EPA Method 325B Analysis

Site: Portland Pipeline - S Portland, ME

m-/p-Xylene

Sample Code	Tube ID	Conc (ug/m ³)	Conc (ppbv)	Calc Amt (ng)	Temp (°F)	Uptake Rate (mL/min)	Sample Time (min)	LOD (ug/m ³)	LOQ (ug/m ³)	LOD (ppbv)	LOQ (ppbv)	Flags
PPSP-6-S-20241106	C01804	0.836	0.193	7.50	45.2	0.446	20,111	0.279	0.598	0.0642	0.138	
PPSP-5-S-20241106	C32989	0.757	0.175	6.79	45.2	0.446	20,111	0.279	0.598	0.0642	0.138	
PPSP-4-S-20241106	C36909	0.580	0.134	5.21	45.2	0.446	20,110	0.279	0.598	0.0642	0.138	J
PPSP-3-S-20241106	C43305	0.856	0.197	7.68	45.2	0.446	20,111	0.279	0.598	0.0642	0.138	
PPSP-2-S-20241106	C34301	0.690	0.159	6.19	45.2	0.446	20,111	0.279	0.598	0.0642	0.138	
PPSP-1-S-20241106	B43637	0.812	0.187	7.28	45.1	0.446	20,111	0.279	0.598	0.0642	0.138	
PPSP-1-B-20241106	C53538				45.1	0.446	20,111	0.279	0.598	0.0642	0.138	ND
PPSP-13-S-20241106	B50939	0.486	0.112	4.36	45.1	0.446	20,111	0.279	0.598	0.0642	0.138	J
PPSP-12-S-20241106	B50837	0.646	0.149	5.79	45.1	0.446	20,111	0.279	0.598	0.0642	0.138	
PPSP-11-S-20241106	B50892	0.567	0.131	5.09	45.1	0.446	20,111	0.279	0.598	0.0642	0.138	J
PPSP-10-S-20241106	C53542	0.759	0.175	6.81	45.1	0.446	20,112	0.279	0.598	0.0642	0.138	
PPSP-9-S-20241106	B29802	0.533	0.123	4.78	45.1	0.446	20,112	0.279	0.598	0.0642	0.138	J
PPSP-8-S-20241106	C32884	0.770	0.177	6.91	45.1	0.446	20,111	0.279	0.598	0.0642	0.138	
PPSP-8-D-20241106	B19165	0.600	0.138	5.39	45.1	0.446	20,111	0.279	0.598	0.0642	0.138	
PPSP-7-S-20241106	B10425	0.683	0.157	6.13	45.1	0.446	20,112	0.279	0.598	0.0642	0.138	

Enthalpy Analytical

Company: Power Engineers, Inc.

Job No.: 2024FW404-1 EPA Method 325B Analysis

Site: Portland Pipeline - S Portland, ME

o-Xylene

Sample Code	Tube ID	Conc (ug/m ³)	Conc (ppbv)	Calc Amt (ng)	Temp (°F)	Uptake Rate (mL/min)	Sample Time (min)	LOD (ug/m ³)	LOQ (ug/m ³)	LOD (ppbv)	LOQ (ppbv)	Flags
PPSP-6-S-20241106	C01804				45.2	0.446	20,111	0.279	0.602	0.0642	0.139	ND
PPSP-5-S-20241106	C32989				45.2	0.446	20,111	0.279	0.602	0.0642	0.139	ND
PPSP-4-S-20241106	C36909				45.2	0.446	20,110	0.279	0.602	0.0642	0.139	ND
PPSP-3-S-20241106	C43305				45.2	0.446	20,111	0.279	0.602	0.0642	0.139	ND
PPSP-2-S-20241106	C34301				45.2	0.446	20,111	0.279	0.602	0.0642	0.139	ND
PPSP-1-S-20241106	B43637				45.1	0.446	20,111	0.279	0.602	0.0642	0.139	ND
PPSP-1-B-20241106	C53538				45.1	0.446	20,111	0.279	0.602	0.0642	0.139	ND
PPSP-13-S-20241106	B50939				45.1	0.446	20,111	0.279	0.602	0.0642	0.139	ND
PPSP-12-S-20241106	B50837				45.1	0.446	20,111	0.279	0.602	0.0642	0.139	ND
PPSP-11-S-20241106	B50892				45.1	0.446	20,111	0.279	0.602	0.0642	0.139	ND
PPSP-10-S-20241106	C53542				45.1	0.446	20,112	0.279	0.602	0.0642	0.139	ND
PPSP-9-S-20241106	B29802				45.1	0.446	20,112	0.279	0.602	0.0642	0.139	ND
PPSP-8-S-20241106	C32884				45.1	0.446	20,111	0.279	0.602	0.0642	0.139	ND
PPSP-8-D-20241106	B19165				45.1	0.446	20,111	0.279	0.602	0.0642	0.139	ND
PPSP-7-S-20241106	B10425				45.1	0.446	20,112	0.279	0.602	0.0642	0.139	ND

Enthalpy Analytical

Company: Power Engineers, Inc.

Job No.: 2024FW404-1 EPA Method 325B Analysis

Site: Portland Pipeline - S Portland, ME

Toluene

Sample Code	Tube ID	Conc (ug/m ³)	Conc (ppbv)	Calc Amt (ng)	Temp (°F)	Uptake Rate (mL/min)	Sample Time (min)	LOD (ug/m ³)	LOQ (ug/m ³)	LOD (ppbv)	LOQ (ppbv)	Flags
PPSP-6-S-20241106	C01804	1.32	0.352	13.4	45.2	0.504	20,111	0.246	0.531	0.0654	0.141	
PPSP-5-S-20241106	C32989	1.31	0.349	13.3	45.2	0.504	20,111	0.246	0.531	0.0654	0.141	
PPSP-4-S-20241106	C36909	1.06	0.281	10.7	45.2	0.504	20,110	0.246	0.531	0.0655	0.141	
PPSP-3-S-20241106	C43305	1.03	0.274	10.5	45.2	0.504	20,111	0.246	0.531	0.0654	0.141	
PPSP-2-S-20241106	C34301	1.29	0.344	13.1	45.2	0.504	20,111	0.246	0.531	0.0654	0.141	
PPSP-1-S-20241106	B43637	1.35	0.360	13.7	45.1	0.504	20,111	0.246	0.531	0.0654	0.141	
PPSP-1-B-20241106	C53538				45.1	0.504	20,111	0.246	0.531	0.0654	0.141	ND
PPSP-13-S-20241106	B50939	0.969	0.257	9.83	45.1	0.504	20,111	0.246	0.531	0.0654	0.141	
PPSP-12-S-20241106	B50837	1.08	0.288	11.0	45.1	0.504	20,111	0.246	0.531	0.0654	0.141	
PPSP-11-S-20241106	B50892	1.03	0.272	10.4	45.1	0.504	20,111	0.246	0.531	0.0655	0.141	
PPSP-10-S-20241106	C53542	0.981	0.261	9.95	45.1	0.504	20,112	0.246	0.531	0.0654	0.141	
PPSP-9-S-20241106	B29802	1.07	0.285	10.9	45.1	0.504	20,112	0.246	0.531	0.0654	0.141	
PPSP-8-S-20241106	C32884	1.17	0.310	11.9	45.1	0.504	20,111	0.246	0.531	0.0655	0.141	
PPSP-8-D-20241106	B19165	1.09	0.290	11.1	45.1	0.504	20,111	0.246	0.531	0.0655	0.141	
PPSP-7-S-20241106	B10425	1.23	0.328	12.5	45.1	0.504	20,112	0.246	0.531	0.0654	0.141	

J: Estimated Value - The analyte was detected between the Method Detection Limit and Reporting Limit

ND: The analyte was not present above the Method Detection Limit

QC



Enthalpy Analytical

Company: Power Engineers, Inc.

Job No.: 2024FW404-1 EPA Method 325B Analysis

Site: Portland Pipeline - S Portland, ME

QC Samples

Field Sample Type	Sample Code	Benzene		Ethylbenzene		m-/p-Xylene		o-Xylene		Toluene	
Blanks (ug/m ³)	PPSP-1-B-20241106	ND	Pass	ND	Pass	ND	Pass	ND	Pass	ND	Pass
Duplicates (difference)	PPSP-8-D-20241106	0.088%	Pass		Pass	25%	Pass		Pass	6.9%	Pass

Narrative Summary



Enthalpy Analytical Narrative Summary

Company	Power Engineers, Inc.
Site	Portland Pipeline - S Portland, ME
Report #	2024FW404


Custody	<p>Enthalpy Analytical, LLC received the sample tubes on 11/21/24. The samples were received in good condition at a temperature of 10.2 °C.</p> <p>Prior to, during, and after analysis, the samples were kept under lock with access only to authorized personnel by Enthalpy Analytical, LLC.</p>
Analysis	<p>The samples were analyzed for benzene, toluene, ethylbenzene, m-/p-xylenes, and o-xylene using EPA Method 325B – Volatile Organic Compounds from Fugitive and Area Sources by Thermal Desorption and GC/MS. A copy of the acquisition method (M325B-TD35.M) is not included in this report but may be available upon request.</p>
Calibration	<p>All BFB criteria have been met for this analysis.</p> <p>The initial calibration met 30% RSD criteria. The initial calibration verification met 30% recovery criteria. The continuing calibration verifications met 30% difference criteria. The initial and continuing calibration raw data are not included in this report but are available upon request.</p>
Quality Control Notes	<p>All quality control criteria required by the method and/or the laboratory SOP have been met unless noted otherwise below.</p>
Reporting Notes	<p>The samples may have been purged to remove known or suspected moisture. If purging occurred, a CCV and a Method Blank will have been purged alongside the samples. The laboratory maintains documentation of samples that are purged.</p> <p>As specified in EPA Method 325B, the response factor of the daily continuing calibration standard was used to quantitate all field samples and blanks.</p> <p>All samples were reported as amount in ng catch, and concentration in µg/m³ and ppbv.</p> <p>The results presented in this report are representative of the samples as provided to the laboratory.</p> <p>These analyses met the requirements of the TNI Standard. Any deviations from the requirements of the reference method or TNI Standard have been stated above.</p>



Sample Custody



2024 FW404



EPA Method 325 A/B Field Test Data Sheet and Chain of Custody Record

Page # 1 of # 2


- Standard Turn Around Time (7 business days)
- Rush Turn Around Time
- All TATs Subject to Approval by Enthalpy Analytical, LLC
- Unless otherwise specified, sample tubes will be conditioned for re-use 3 business days after submission of results

Site Name:	South Portland Terminal	Client Name:	Portland Pipe Line	PO#:
Site Address:		Project Number:		Sample Event #
City:		Project Manager:	Tom Rolfson	Sorbent:
State:		Email Address:	tom.rolfson@powererg.com	
Zip:		Telephone #:		

Location	Sample ID (Tube ID)	Sample, Blank or Duplicate	Start Date	Start Time	Stop Date	Stop Time	Deployed/ Collected by	Ave. Pressure (inHg)	Avg. Ambient Temp. (°F)
6	C01804	sample	11/6/24	10:22 AM	11/20/24	9:33 AM	JB / JB		
5	C32989	sample	11/6/24	10:27 AM	11/20/24	9:38 AM	JB / JB		
4	C36909	sample	11/6/24	10:33 AM	11/20/24	9:43 AM	JB / JB		
3	C43305	sample	11/6/24	10:38 AM	11/20/24	9:49 AM	JB / JB		
2	C34301	sample	11/6/24	10:44 AM	11/20/24	9:55 AM	JB / JB		
1	B43637	sample	11/6/24	10:49 AM	11/20/24	10:00 AM	JB / JB		
1	C53538	blank	11/6/24	10:49 AM	11/20/24	10:00 AM	JB / JB		
13	B50939	sample	11/6/24	10:56 AM	11/20/24	10:07 AM	JB / JB		

Relinquished By (printed):	Relinquished By (signature):	Relinquished Date:	Relinquished Time:
Jen Bowidowicz	<i>Jennifer Bowidowicz</i>	11/20/2024	
Received By (printed):	Received By (signature):	Receipt Date:	Receipt Time:
<i>Kimberly Shendan</i>	<i>Kimberly Shendan</i>	<i>11/20/24</i>	<i>10:15</i>
Sample Condition Upon Receipt:	Compound List:	Custody Seal intact? Y/N:	Delivery tracking #
<i>Good</i>	BTEX	<i>Y</i>	
Ice Temp:	Blank Temp:	Add Custody Seal # below:	
	<i>10.2</i>	<i>FLVKE#7A</i>	<i>24A02911</i>

Comments: Please pull the ambient temp from the KPWM NOAA station. Thank you



EPA Method 325 A/B Field Test Data Sheet and Chain of Custody Record

Page # 2 of # 2

- Standard Turn Around Time (7 business days)
- Rush Turn Around Time
- All TATs Subject to Approval by Enthalpy Analytical, LLC
- Unless otherwise specified, sample tubes will be conditioned for re-use 3 business days after submission of results

Site Name: South Portland Terminal	Client Name: Portland Pipe Line	PO#:
Site Address:	Project Number:	Sample Event #
City:	Project Manager: Tom Rolfson	Sorbent:
State:	Email Address: tom.rolfson@powererg.com	
Zip:	Telephone #:	

Location	Sample ID (Tube ID)	Sample, Blank or Duplicate	Start Date	Start Time	Stop Date	Stop Time	Deployed/ Collected by	Ave. Pressure (inHg)	Avg. Ambient Temp. (°F)
12	B50837	sample	11/6/24	11:03 AM	11/20/24	10:14 AM	JB / JB		
11	B50892	sample	11/6/24	11:09 AM	11/20/24	10:20 AM	JB / JB		
10	C53542	sample	11/6/24	11:14 AM	11/20/24	10:26 AM	JB / JB		
9	B29802	sample	11/6/24	11:19 AM	11/20/24	10:31 AM	JB / JB		
8	C32884	sample	11/6/24	11:27 AM	11/20/24	10:38 AM	JB / JB		
8	B19165	duplicate	11/6/24	11:27 AM	11/20/24	10:38 AM	JB / JB		
7	B10425	sample	11/6/24	11:32 AM	11/20/24	10:44 AM	JB / JB		

Relinquished By (printed): Jen Bowidowicz		Relinquished By (signature): <i>Jennifer Bowidowicz</i>		Relinquished Date: 11/20/2024	Relinquished Time:
Recieved By (printed): <i>Kimberly Sheridan</i>		Recieved By (signature): <i>Kimberly Sheridan</i>		Receipt Date: <i>11/21/24</i>	Receipt Time: <i>10:15</i>
Sample Condition Upon Receipt: <i>Good</i>		Compound List: BTEX		Custody Seal Intact? Y/N: <i>Y</i>	Delivery tracking #
Ice Temp:	Blank Temp: <i>10.2</i>	FLUKE # <i>7A</i>		Add Custody Seal # below: <i>24A 02911</i>	

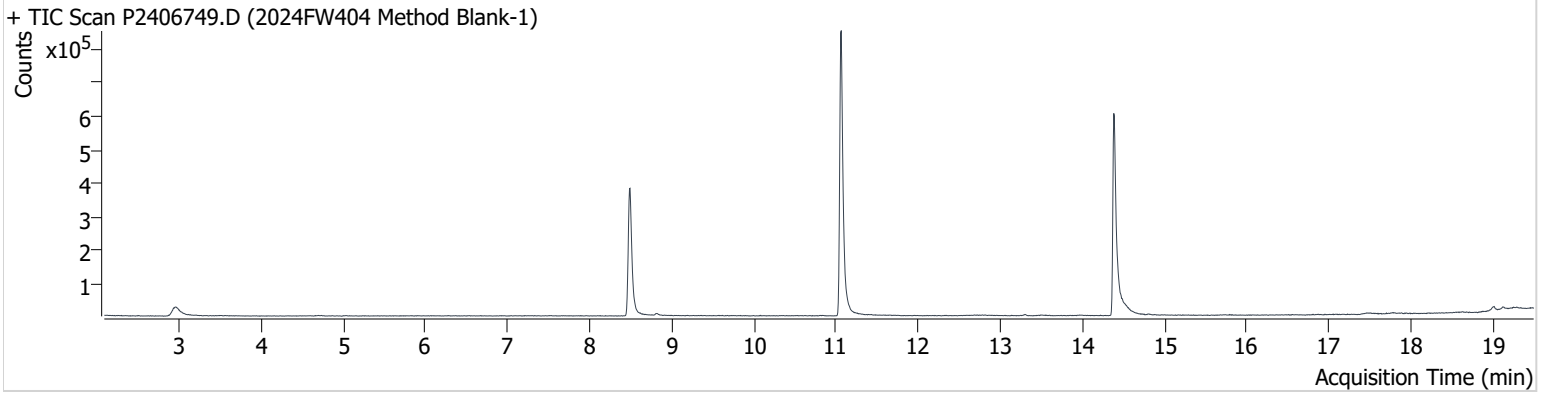
Comments: Please pull the ambient temp from the KPWM NOAA station. Thank you

Sample Chromatograms



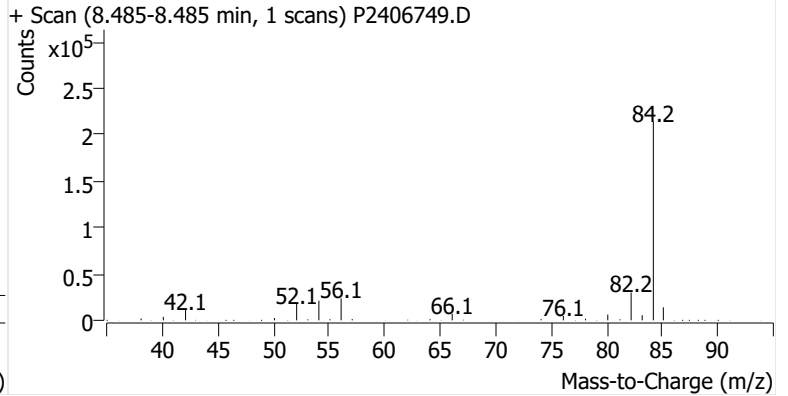
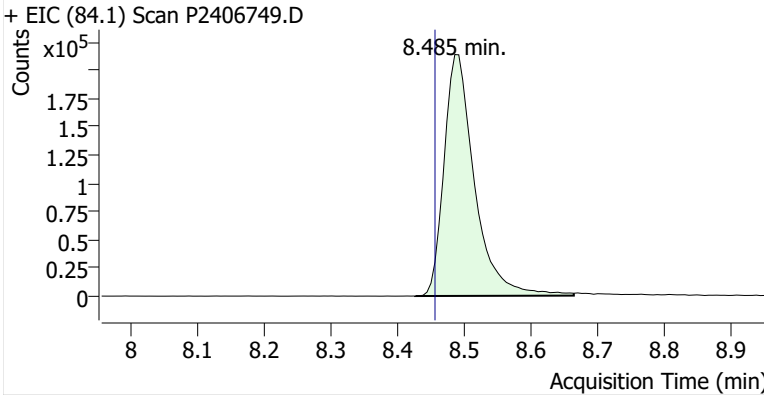
Name 2024FW404 Method Blank-1
Comment B49693
Data File P2406749.D
Acq. Date-Time 11/21/2024 4:13:55 PM
Acq. Method File M325B-TD35
Tube Sorbent Carbopack X
Analyze Quant Version 12.1
Report Quant Version 12.1

Sample Chromatogram

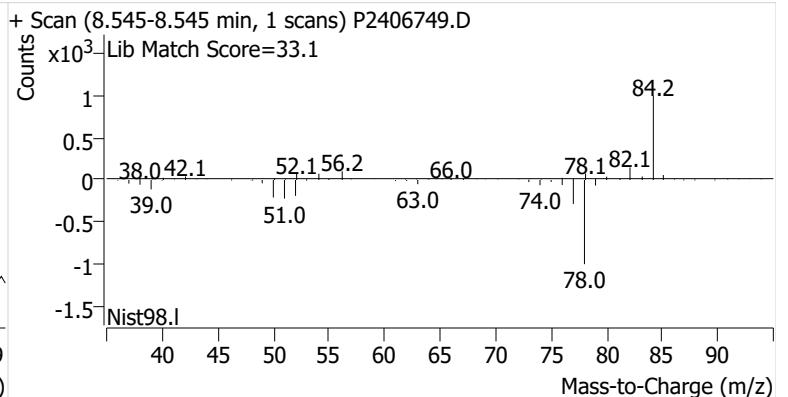
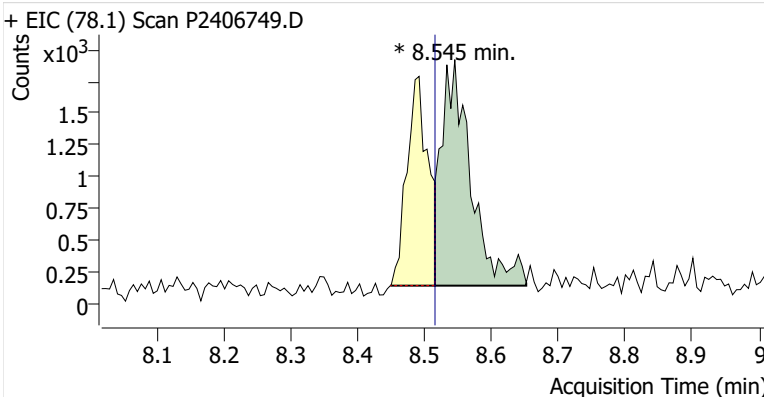


Name	ISTD	RT	ICAL RT	Resp.	Int. Flag
benzene-d6 (IS)		8.485	8.456	679,448	
Benzene	benzene-d6 (IS)	8.545	8.515	5,542	m
Toluene-d8 (IS)		11.061	11.032	982,573	
Toluene	Toluene-d8 (IS)	11.150	11.121	7,080	
Ethylbenzene	Toluene-d8 (IS)	13.299	13.252	3,181	
m-/p-Xylene	Toluene-d8 (IS)	13.507	13.459	2,885	
o-Xylene	Toluene-d8 (IS)	13.970	13.922	2,446	

benzene-d6 (IS)

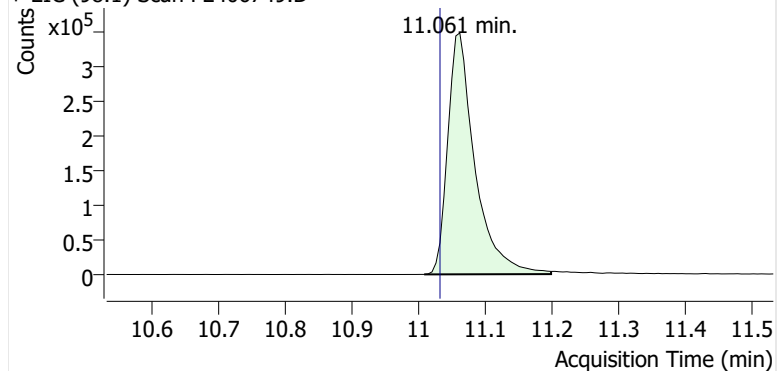


Benzene

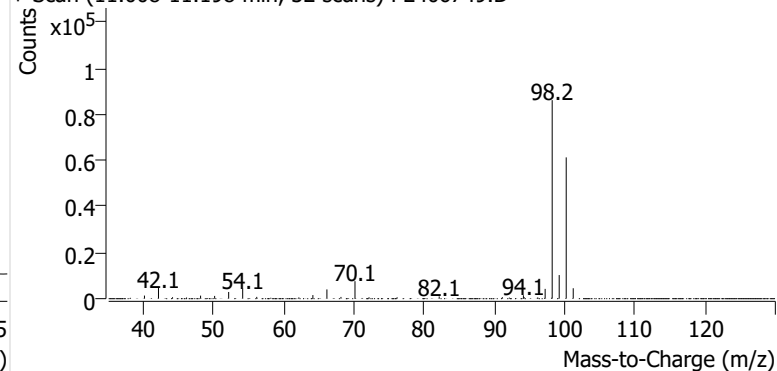


Toluene-d8 (IS)

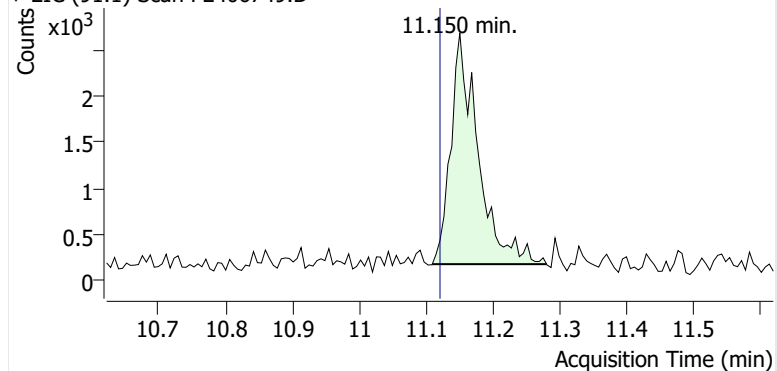
+ EIC (98.1) Scan P2406749.D



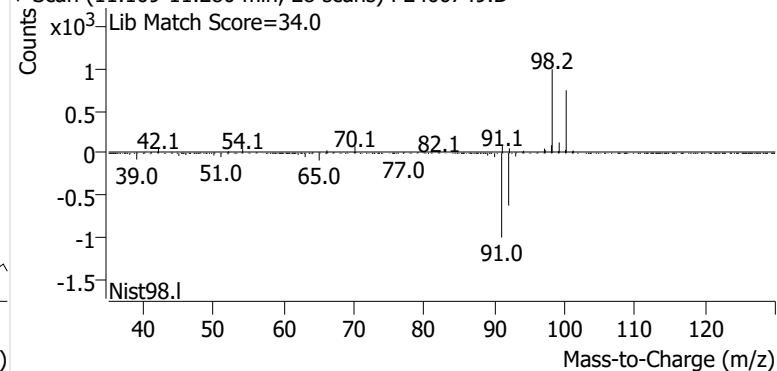
+ Scan (11.008-11.198 min, 32 scans) P2406749.D

**Toluene**

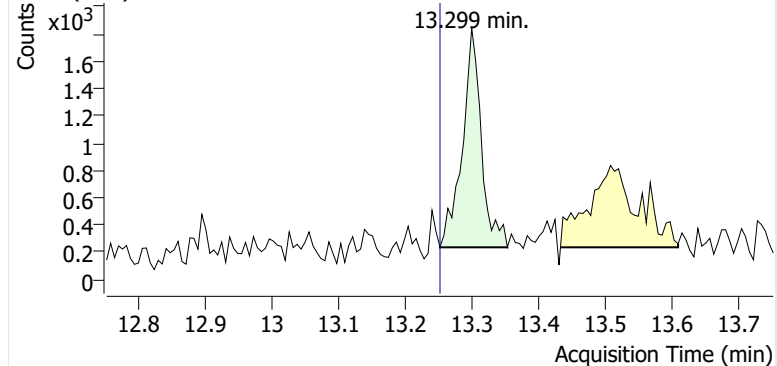
+ EIC (91.1) Scan P2406749.D



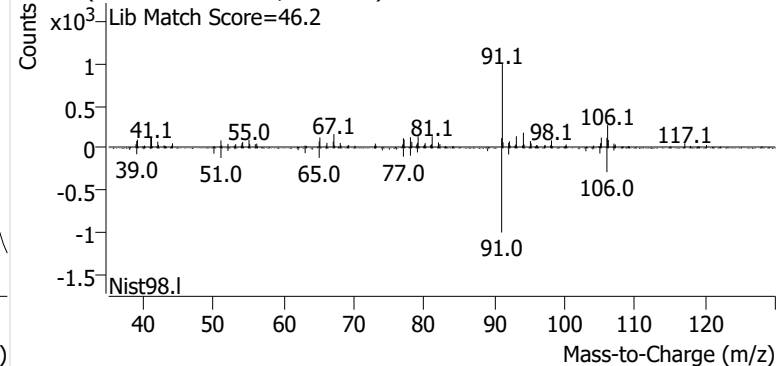
+ Scan (11.109-11.280 min, 28 scans) P2406749.D

**Ethylbenzene**

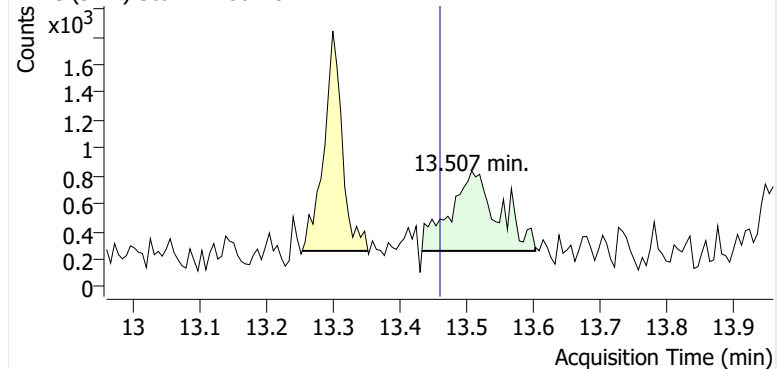
+ EIC (91.1) Scan P2406749.D



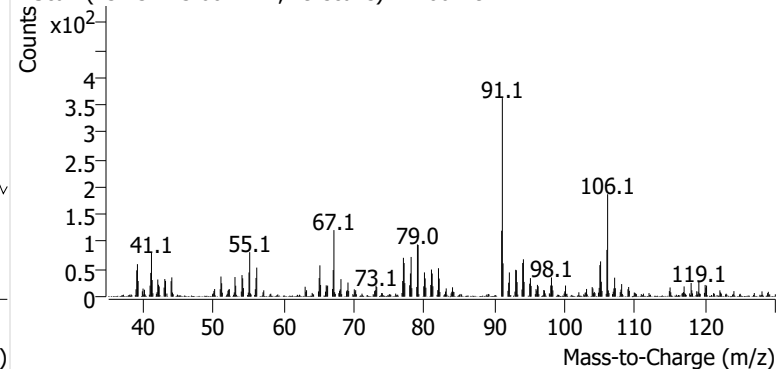
+ Scan (13.252-13.352 min, 18 scans) P2406749.D

**m-/p-Xylene**

+ EIC (91.1) Scan P2406749.D

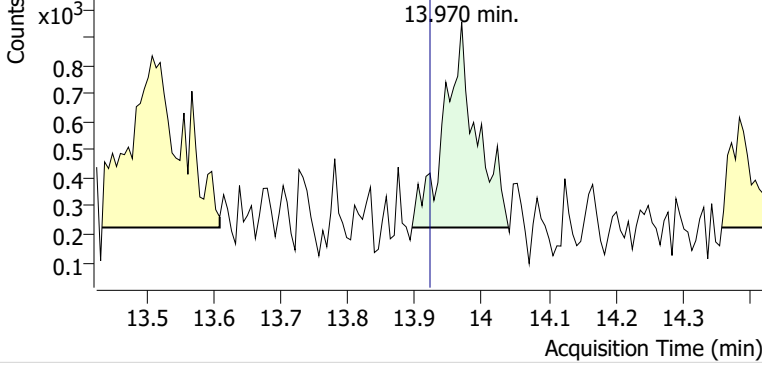


+ Scan (13.432-13.602 min, 29 scans) P2406749.D

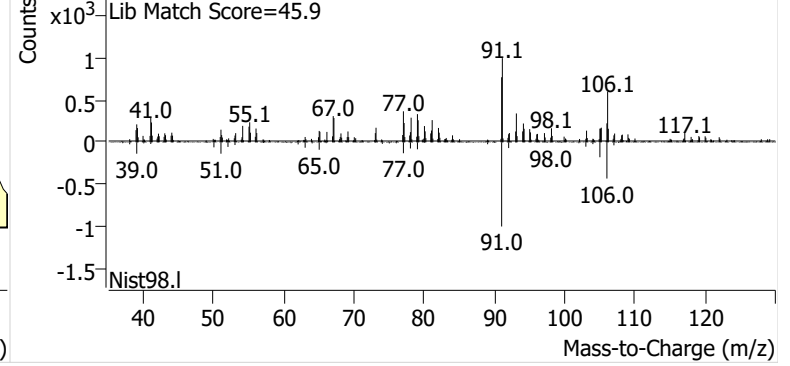


o-Xylene

+ EIC (91.1) Scan P2406749.D

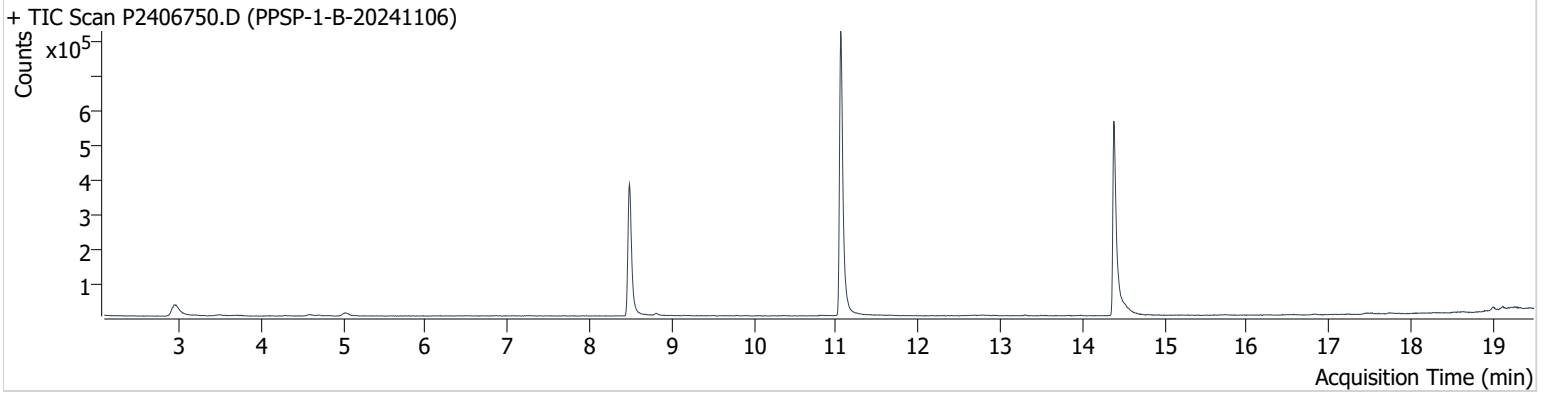


+ Scan (13.895-14.040 min, 24 scans) P2406749.D



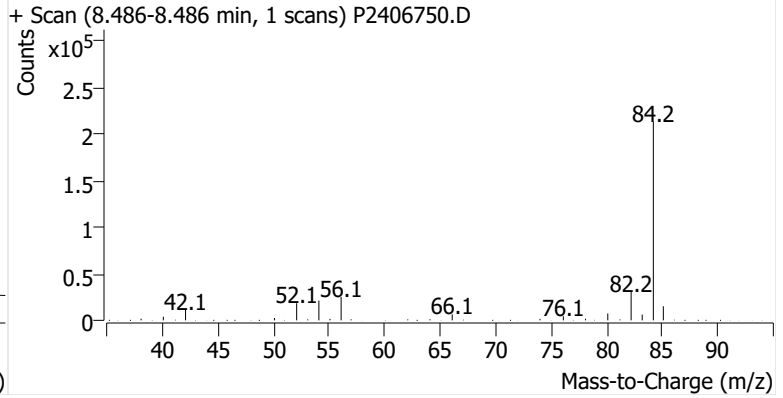
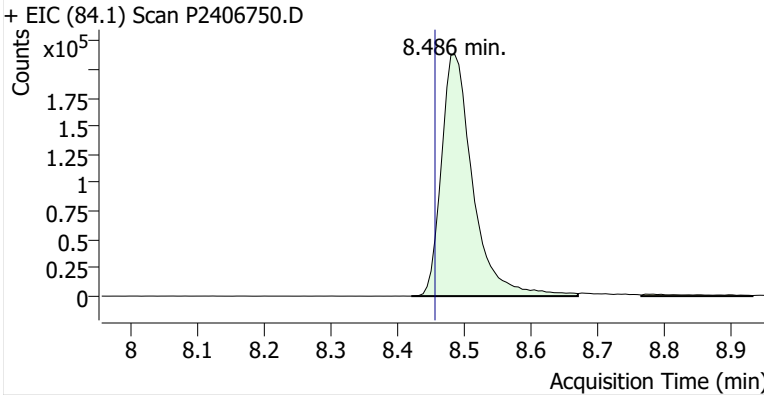
Name PPSP-1-B-20241106
Comment C53538
Data File P2406750.D
Acq. Date-Time 11/21/2024 4:51:45 PM
Acq. Method File M325B-TD35
Tube Sorbent Carbopack X
Analyze Quant Version 12.1
Report Quant Version 12.1

Sample Chromatogram

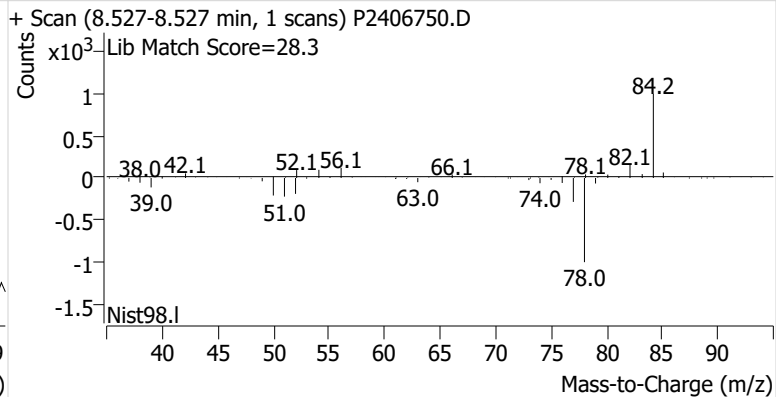
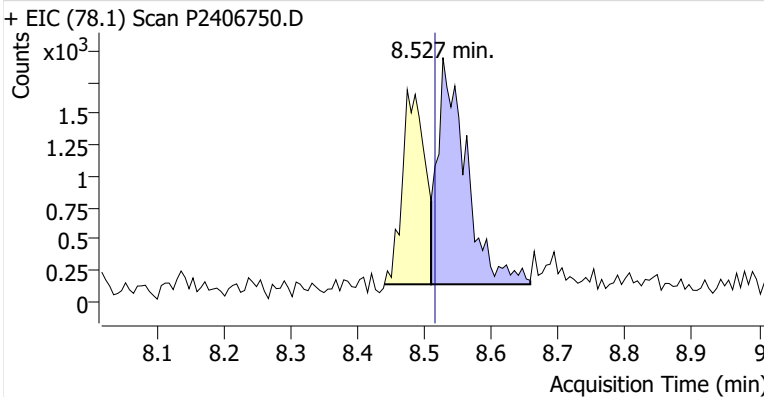


Name	ISTD	RT	ICAL RT	Resp.	Int. Flag
benzene-d6 (IS)		8.486	8.456	697,848	
Benzene	benzene-d6 (IS)	8.527	8.515	5,456	
Toluene-d8 (IS)		11.056	11.032	984,708	
Toluene	Toluene-d8 (IS)	11.145	11.121	6,505	
Ethylbenzene	Toluene-d8 (IS)	13.299	13.252	2,623	
m-/p-Xylene	Toluene-d8 (IS)	13.495	13.459	1,161	
o-Xylene	Toluene-d8 (IS)	13.970	13.922	702	

benzene-d6 (IS)

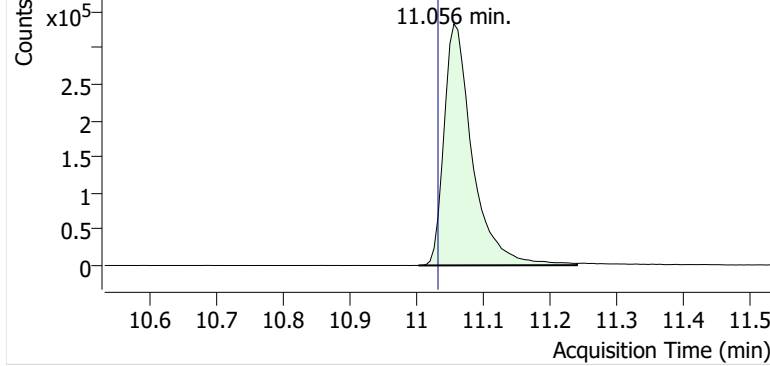


Benzene

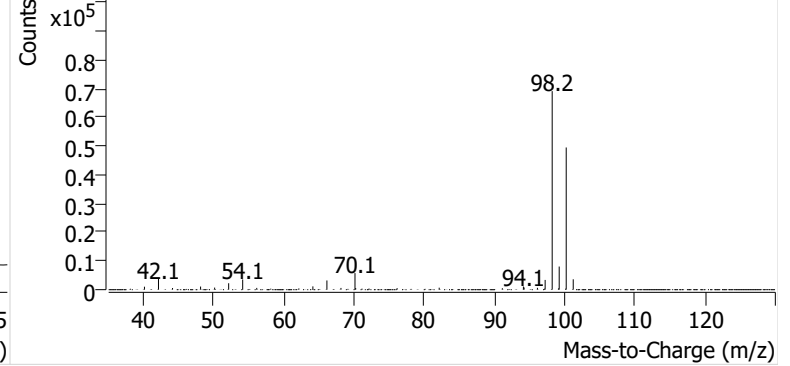


Toluene-d8 (IS)

+ EIC (98.1) Scan P2406750.D

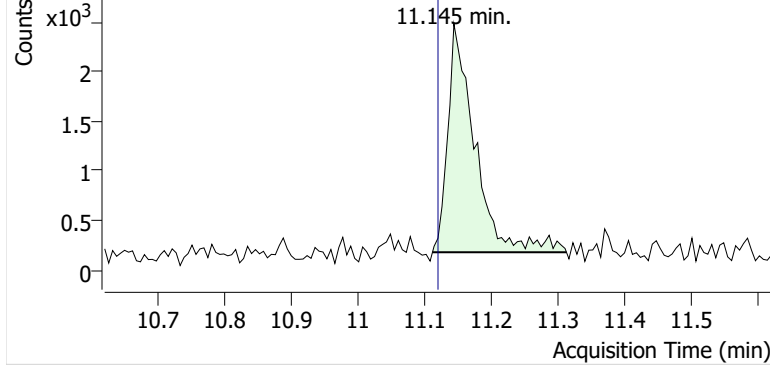


+ Scan (11.003-11.240 min, 40 scans) P2406750.D

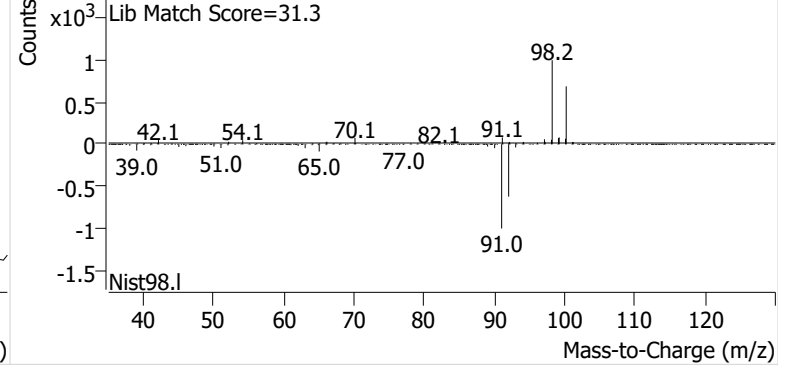


Toluene

+ EIC (91.1) Scan P2406750.D

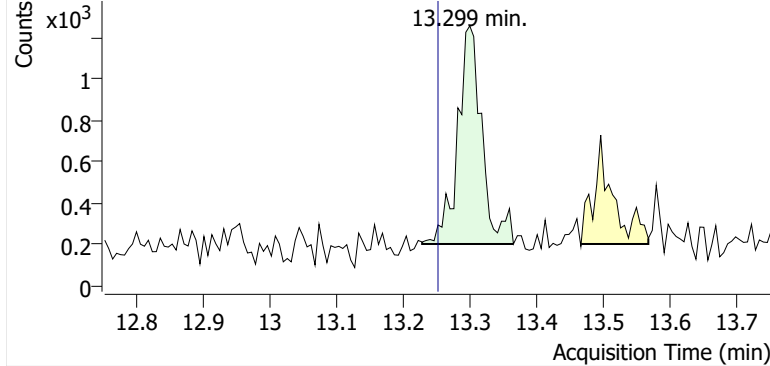


+ Scan (11.113-11.313 min, 34 scans) P2406750.D

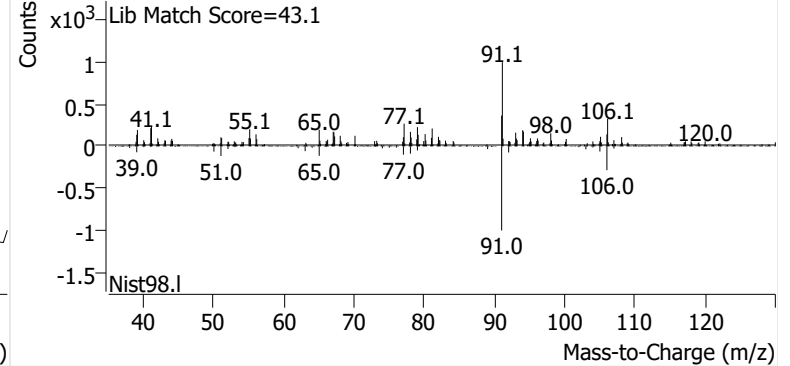


Ethylbenzene

+ EIC (91.1) Scan P2406750.D

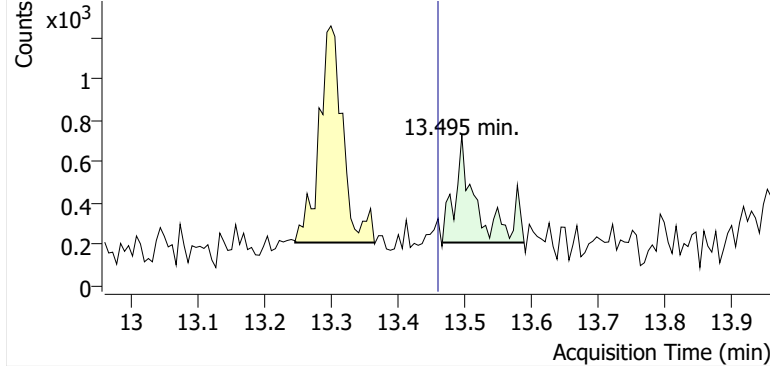


+ Scan (13.228-13.364 min, 23 scans) P2406750.D

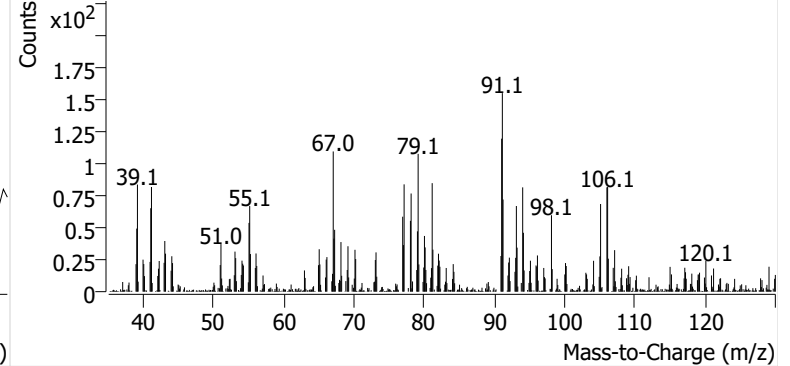


m-/p-Xylene

+ EIC (91.1) Scan P2406750.D

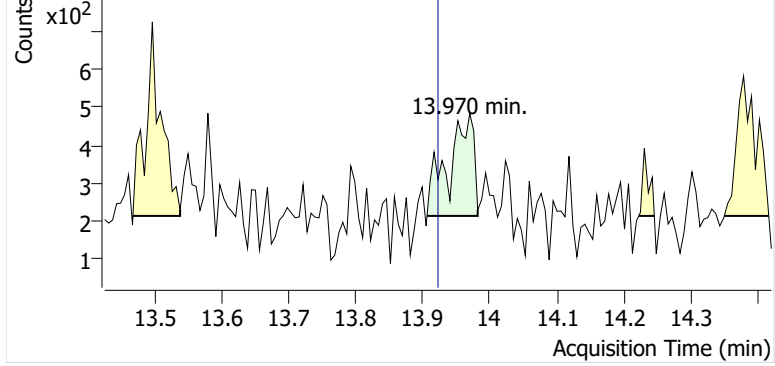


+ Scan (13.466-13.588 min, 20 scans) P2406750.D

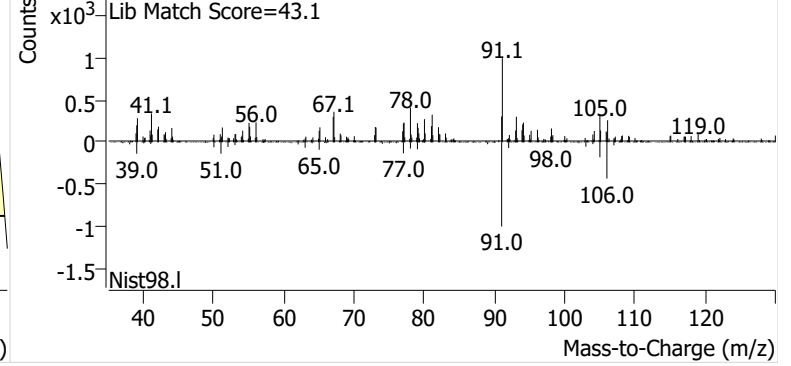


o-Xylene

+ EIC (91.1) Scan P2406750.D

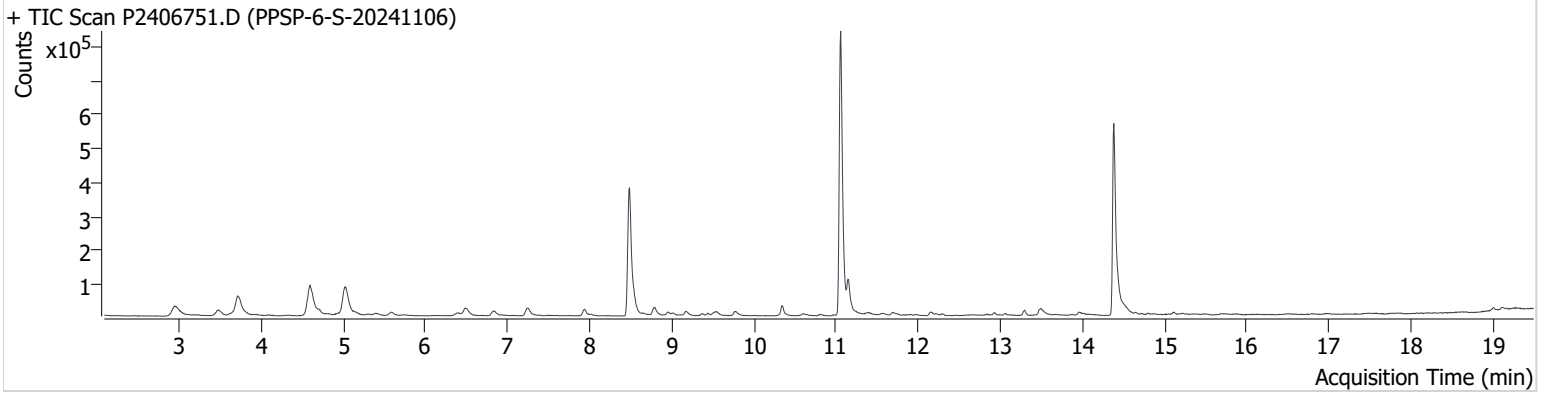


+ Scan (13.906-13.982 min, 13 scans) P2406750.D



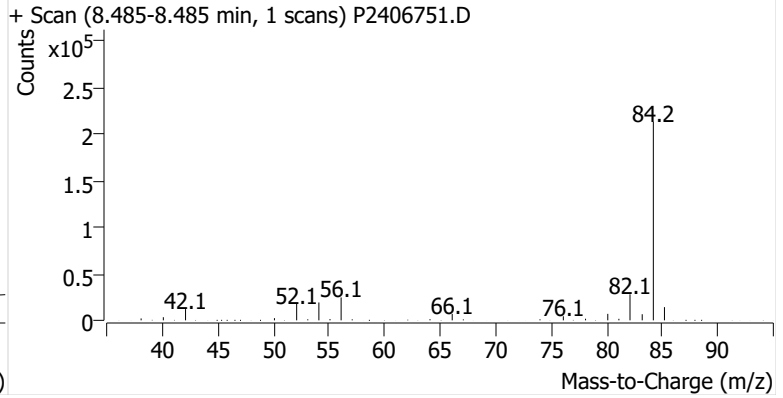
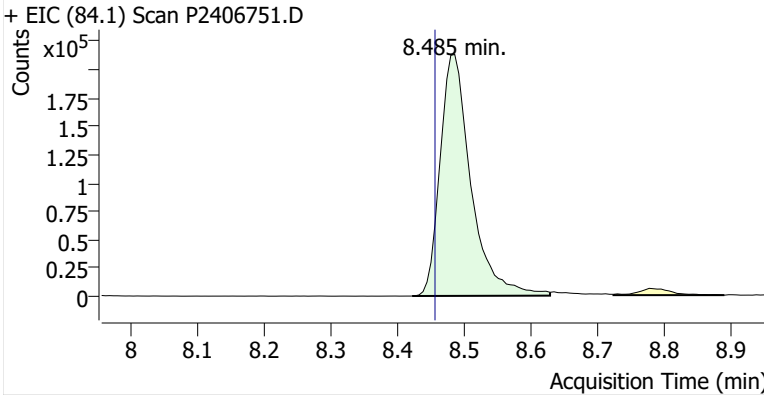
Name PPSP-6-S-20241106
Comment C01804
Data File P2406751.D
Acq. Date-Time 11/21/2024 5:29:35 PM
Acq. Method File M325B-TD35
Tube Sorbent Carbopack X
Analyze Quant Version 12.1
Report Quant Version 12.1

Sample Chromatogram

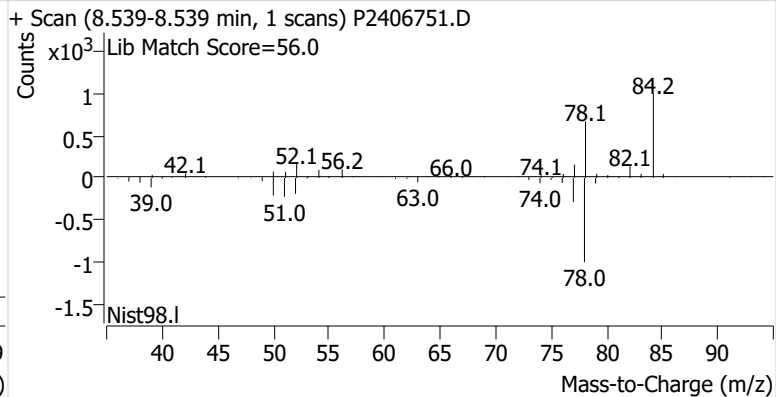
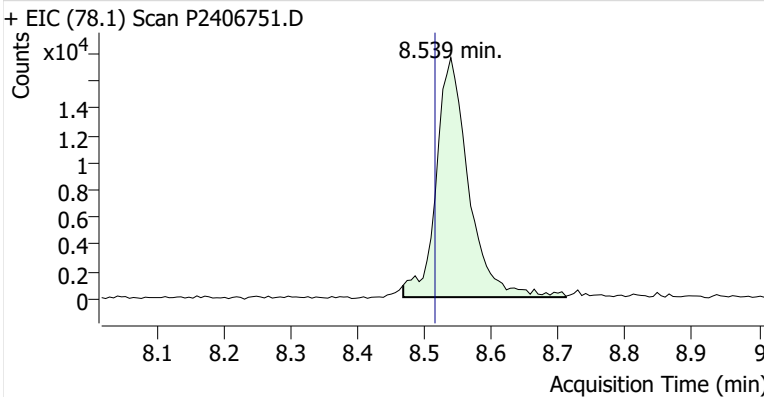


Name	ISTD	RT	ICAL RT	Resp.	Int. Flag
benzene-d6 (IS)		8.485	8.456	685,297	
Benzene	benzene-d6 (IS)	8.539	8.515	59,531	
Toluene-d8 (IS)		11.056	11.032	969,371	
Toluene	Toluene-d8 (IS)	11.150	11.121	103,736	
Ethylbenzene	Toluene-d8 (IS)	13.293	13.252	16,936	
m-/p-Xylene	Toluene-d8 (IS)	13.489	13.459	34,666	
o-Xylene	Toluene-d8 (IS)	13.952	13.922	12,488	m

benzene-d6 (IS)

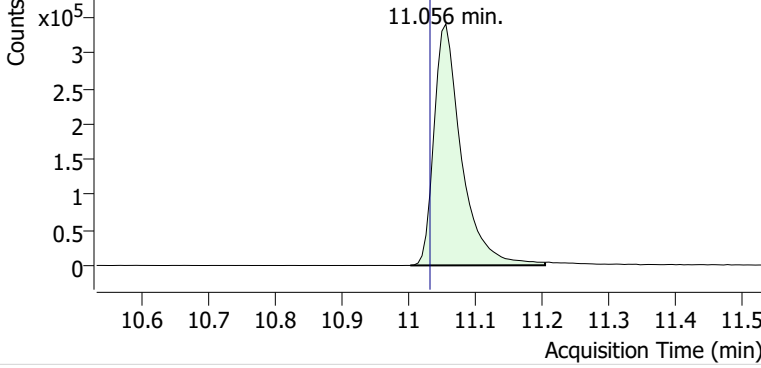


Benzene

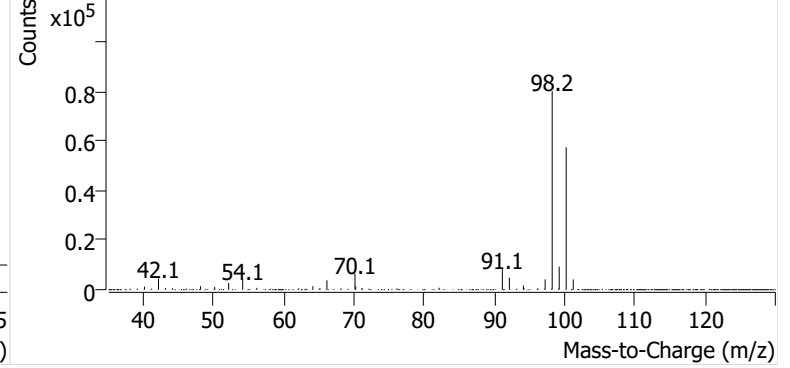


Toluene-d8 (IS)

+ EIC (98.1) Scan P2406751.D

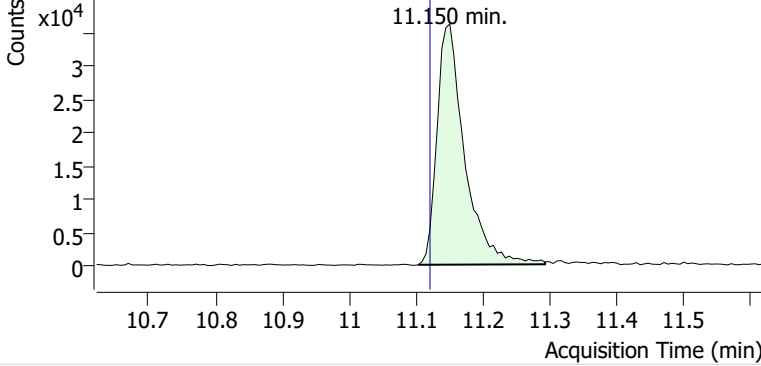


+ Scan (11.002-11.204 min, 34 scans) P2406751.D

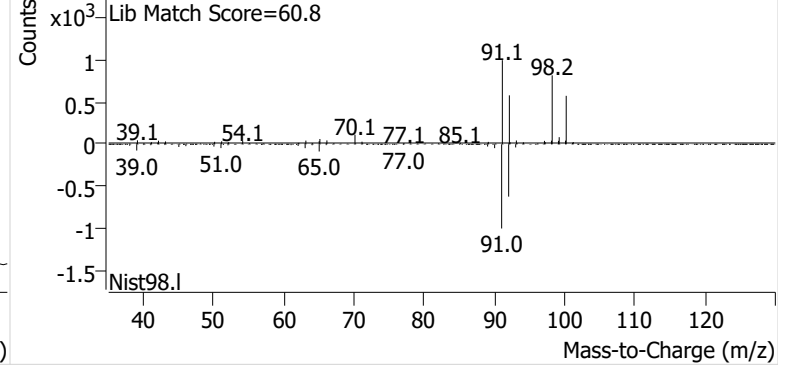


Toluene

+ EIC (91.1) Scan P2406751.D

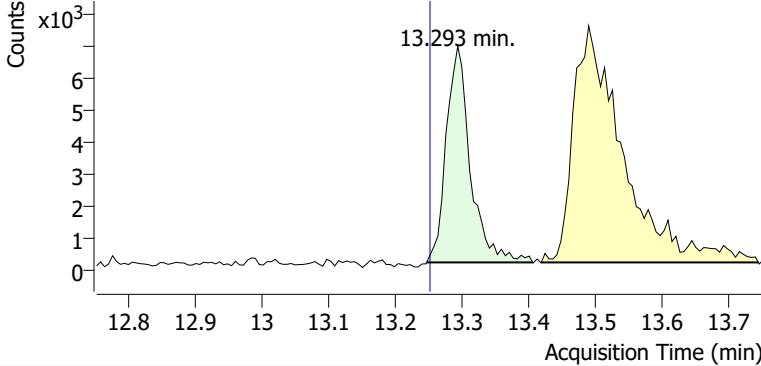


+ Scan (11.103-11.293 min, 32 scans) P2406751.D

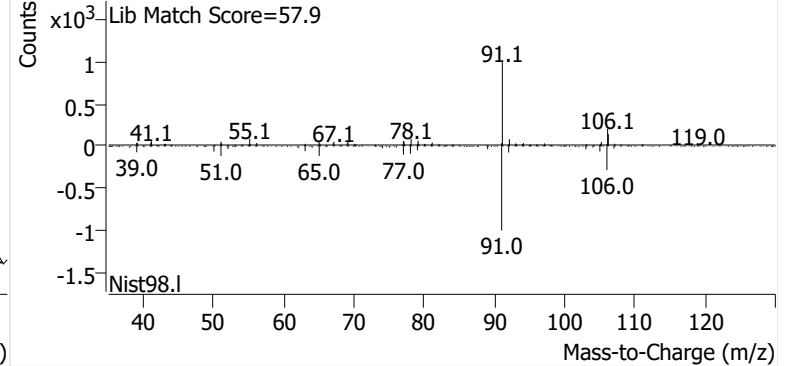


Ethylbenzene

+ EIC (91.1) Scan P2406751.D

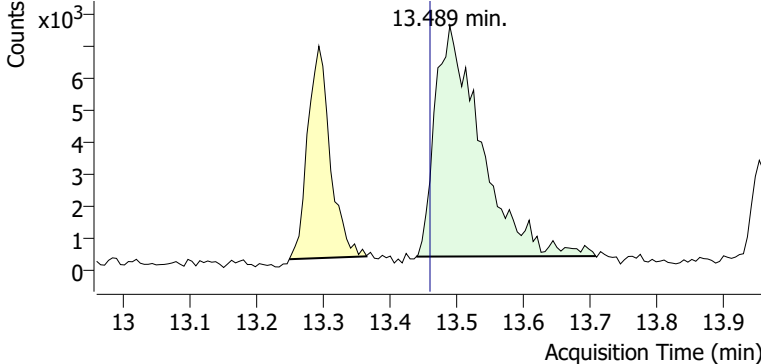


+ Scan (13.247-13.405 min, 26 scans) P2406751.D

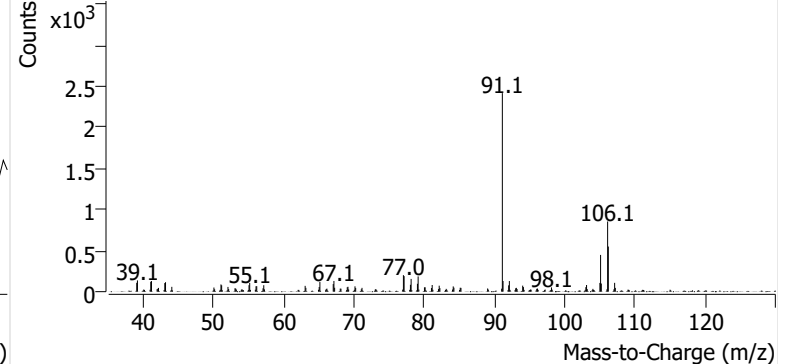


m-/p-Xylene

+ EIC (91.1) Scan P2406751.D

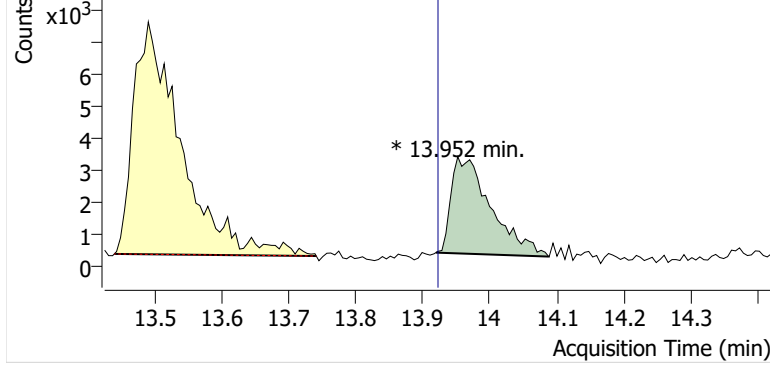


+ Scan (13.439-13.707 min, 45 scans) P2406751.D

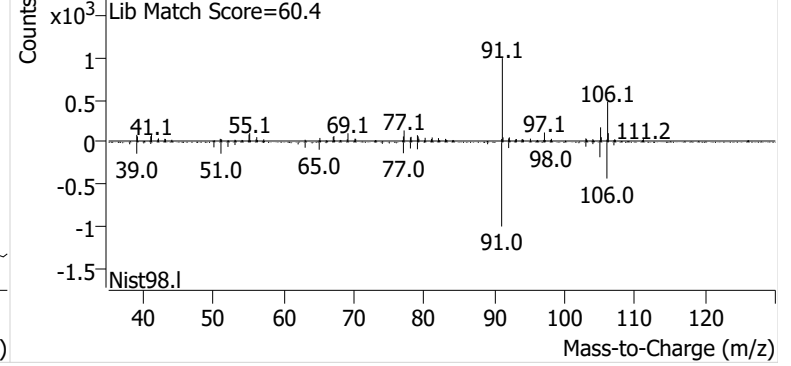


o-Xylene

+ EIC (91.1) Scan P2406751.D

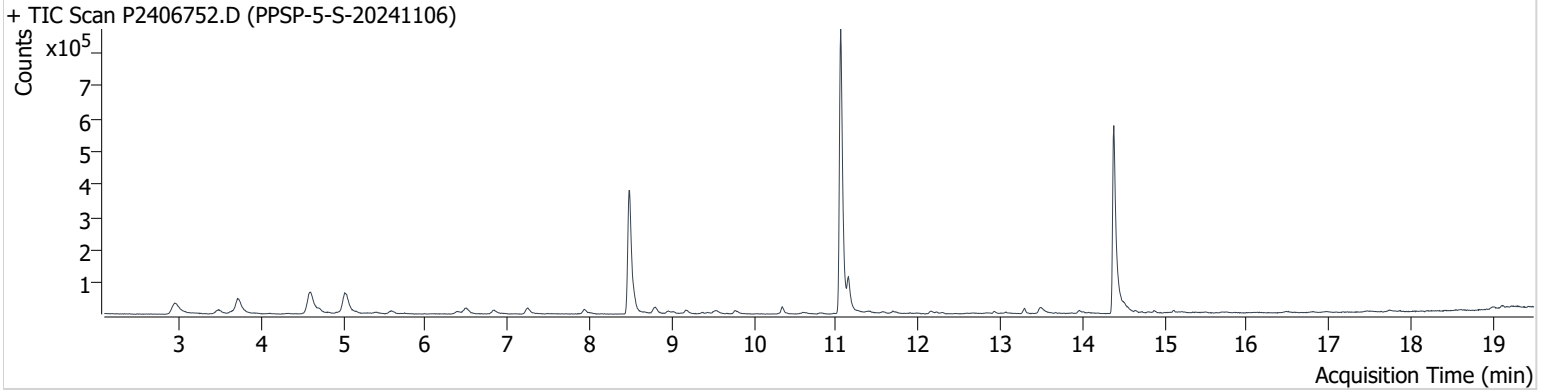


+ Scan (13.919-14.088 min, 28 scans) P2406751.D



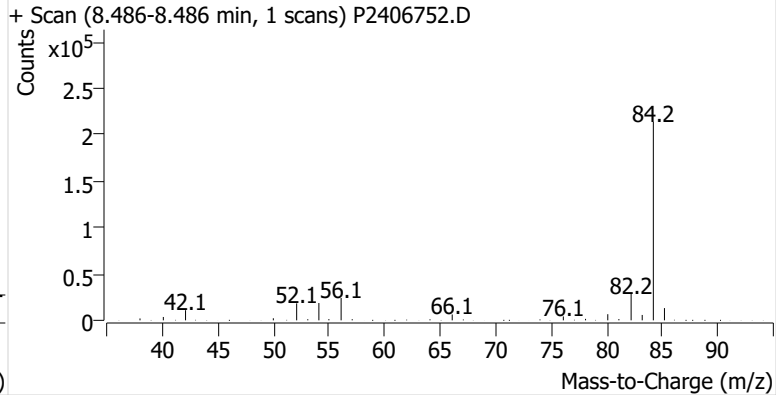
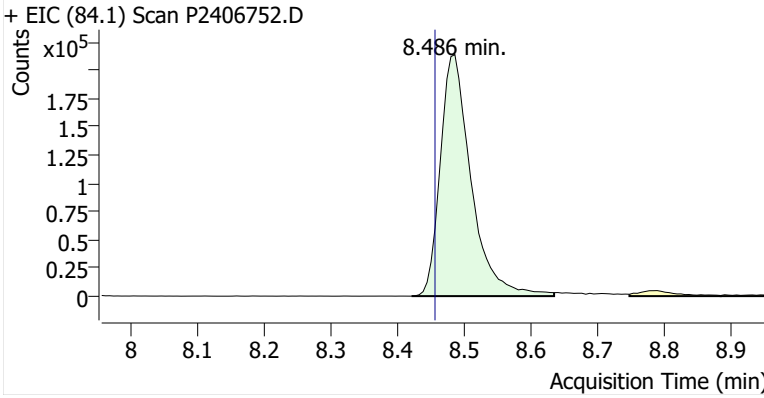
Name PPSP-5-S-20241106
Comment C32989
Data File P2406752.D
Acq. Date-Time 11/21/2024 6:07:27 PM
Acq. Method File M325B-TD35
Tube Sorbent Carbopack X
Analyze Quant Version 12.1
Report Quant Version 12.1

Sample Chromatogram

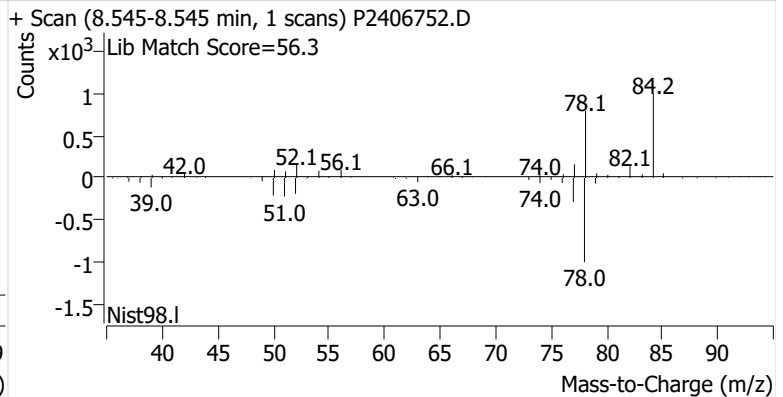
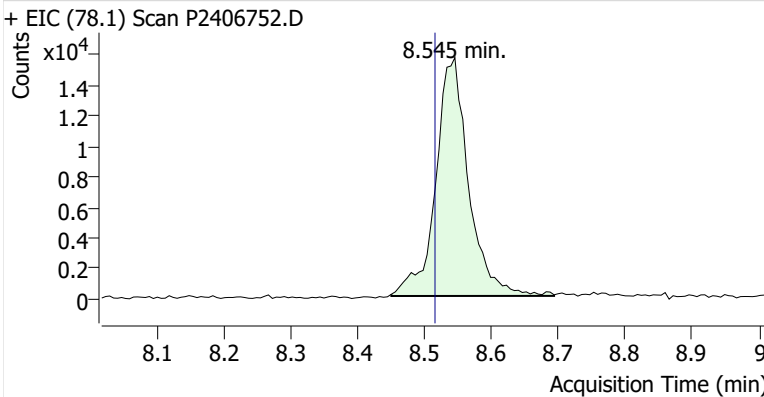


Name	ISTD	RT	ICAL RT	Resp.	Int. Flag
benzene-d6 (IS)		8.486	8.456	686,408	
Benzene	benzene-d6 (IS)	8.545	8.515	53,637	
Toluene-d8 (IS)		11.056	11.032	984,491	
Toluene	Toluene-d8 (IS)	11.151	11.121	104,394	
Ethylbenzene	Toluene-d8 (IS)	13.287	13.252	15,578	
m-/p-Xylene	Toluene-d8 (IS)	13.495	13.459	31,885	
o-Xylene	Toluene-d8 (IS)	13.964	13.922	11,811	

benzene-d6 (IS)

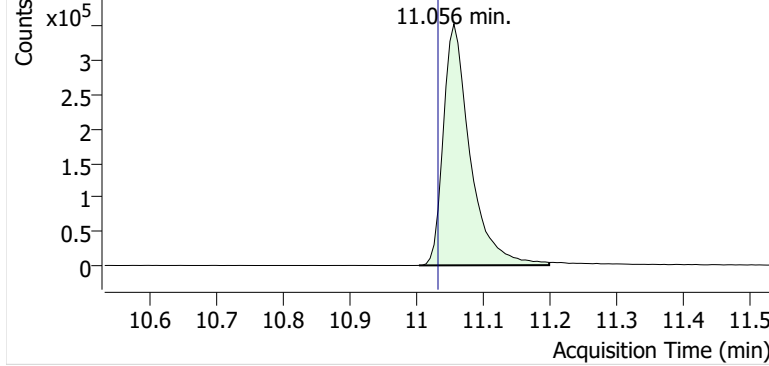


Benzene

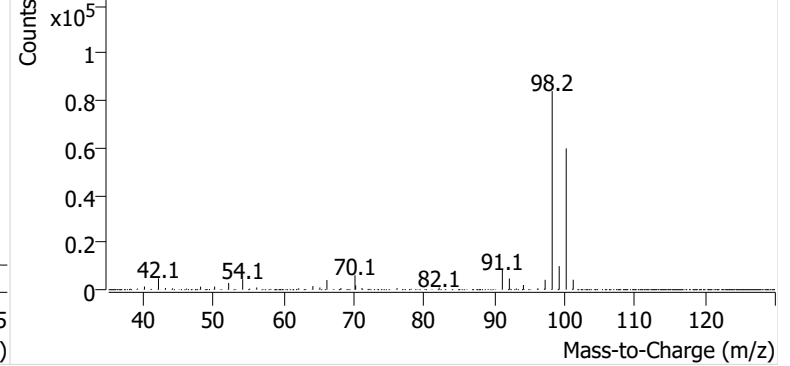


Toluene-d8 (IS)

+ EIC (98.1) Scan P2406752.D

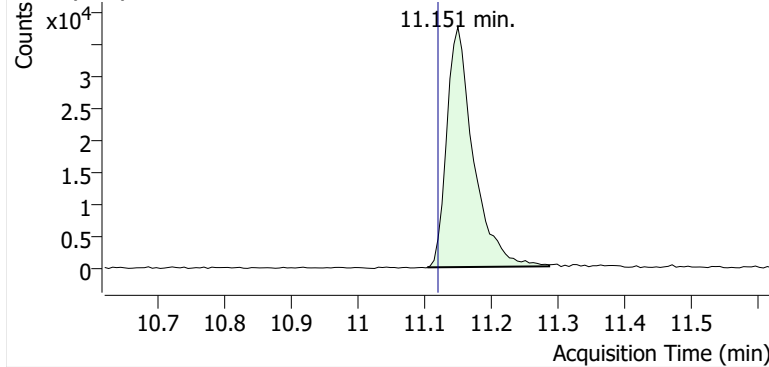


+ Scan (11.003-11.198 min, 33 scans) P2406752.D

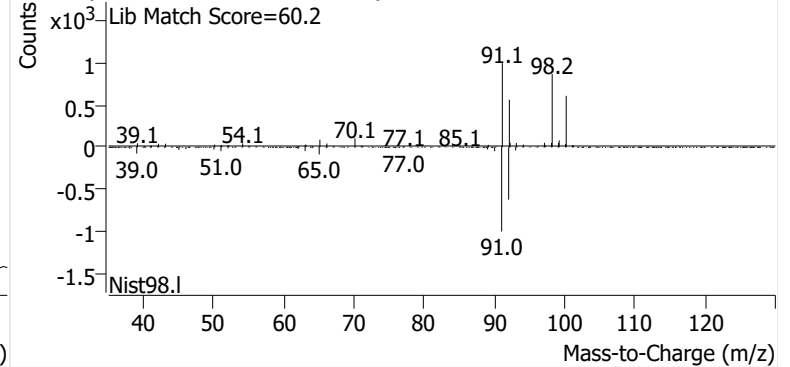


Toluene

+ EIC (91.1) Scan P2406752.D

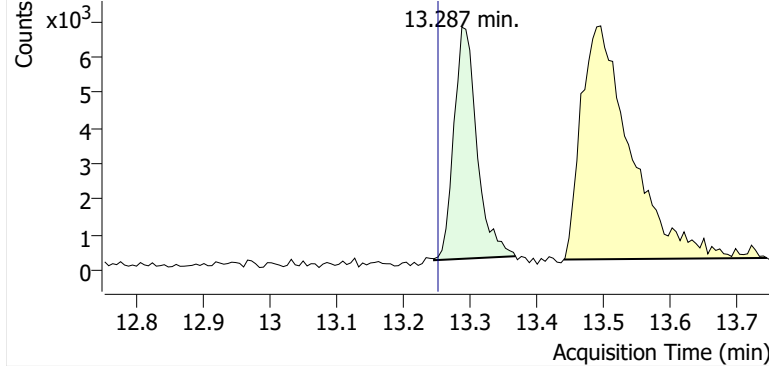


+ Scan (11.105-11.287 min, 31 scans) P2406752.D

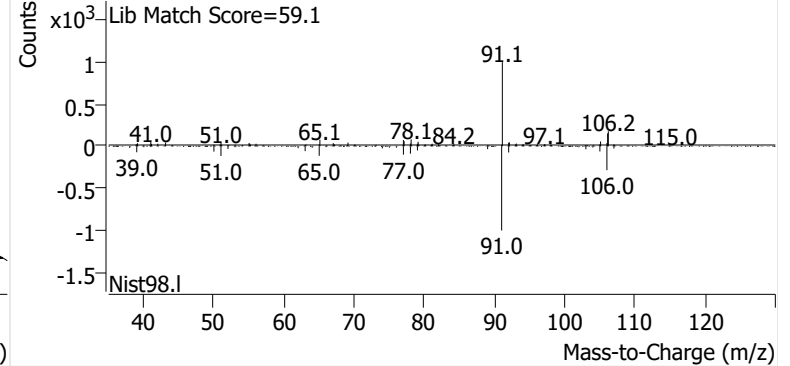


Ethylbenzene

+ EIC (91.1) Scan P2406752.D

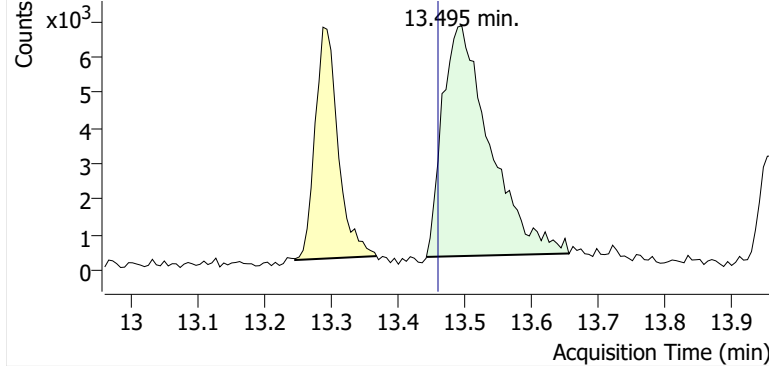


+ Scan (13.246-13.368 min, 21 scans) P2406752.D

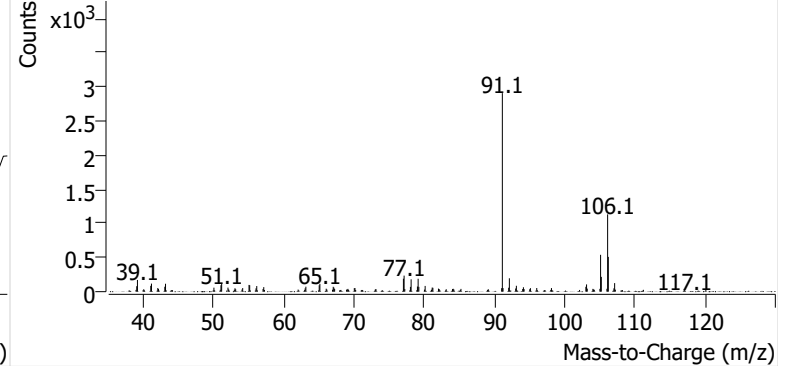


m-/p-Xylene

+ EIC (91.1) Scan P2406752.D

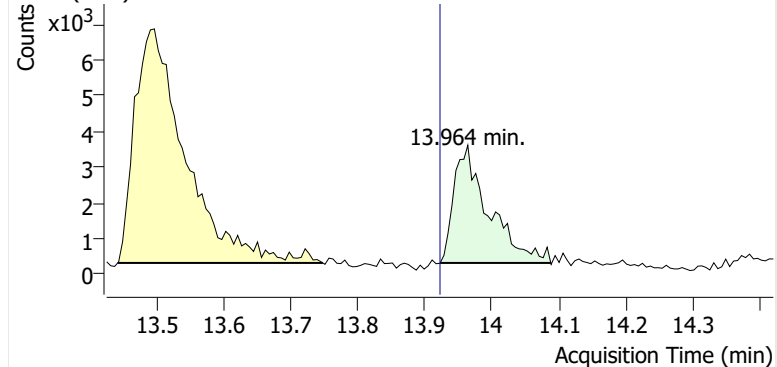


+ Scan (13.442-13.655 min, 35 scans) P2406752.D

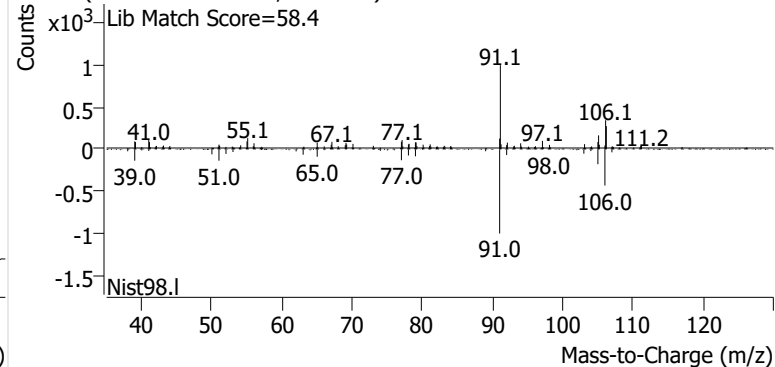


o-Xylene

+ EIC (91.1) Scan P2406752.D

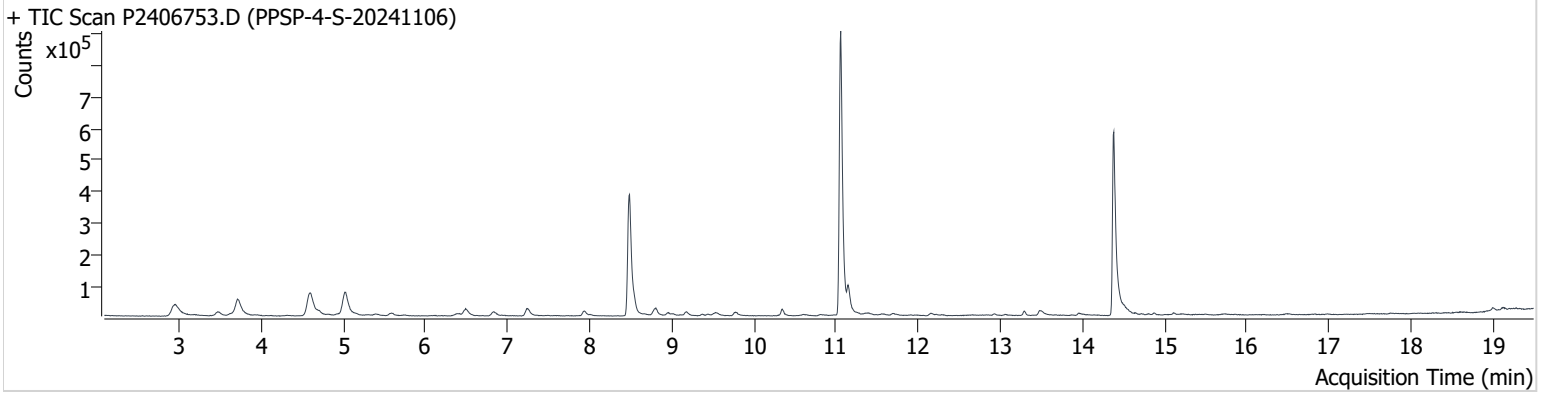


+ Scan (13.923-14.088 min, 27 scans) P2406752.D



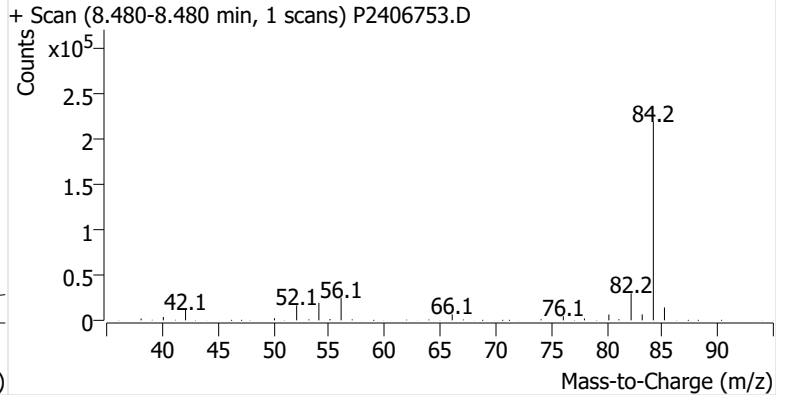
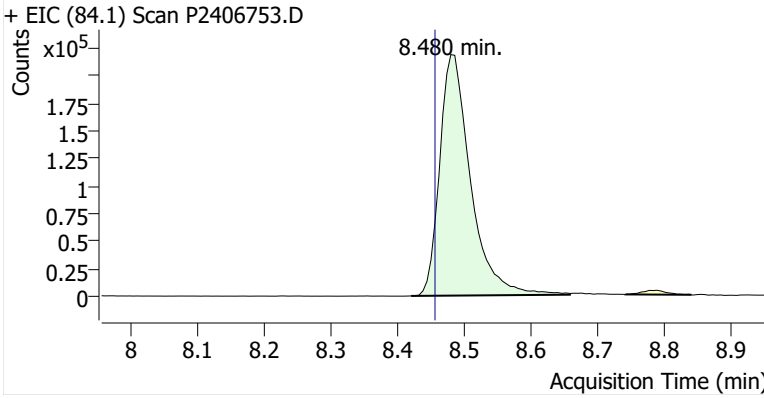
Name PPSP-4-S-20241106
Comment C36909
Data File P2406753.D
Acq. Date-Time 11/21/2024 6:45:17 PM
Acq. Method File M325B-TD35
Tube Sorbent Carbopack X
Analyze Quant Version 12.1
Report Quant Version 12.1

Sample Chromatogram

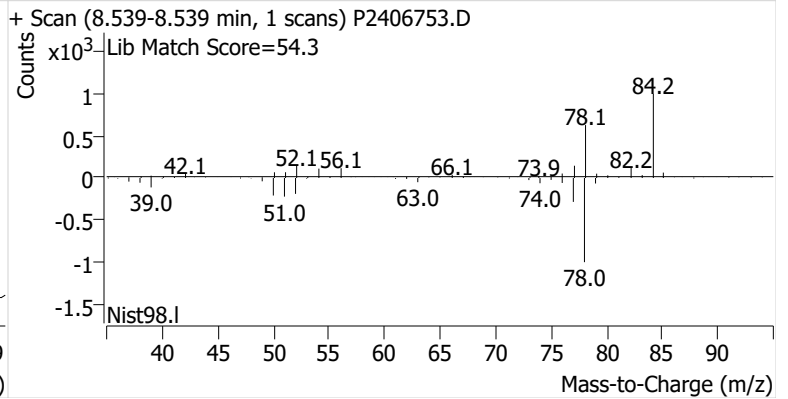
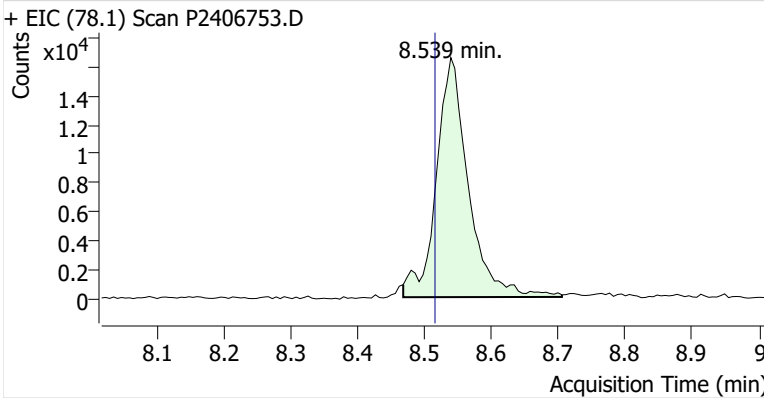


Name	ISTD	RT	ICAL RT	Resp.	Int. Flag
benzene-d6 (IS)		8.480	8.456	703,238	
Benzene	benzene-d6 (IS)	8.539	8.515	55,001	
Toluene-d8 (IS)		11.055	11.032	1,026,559	
Toluene	Toluene-d8 (IS)	11.145	11.121	87,614	
Ethylbenzene	Toluene-d8 (IS)	13.293	13.252	14,514	
m-/p-Xylene	Toluene-d8 (IS)	13.477	13.459	25,479	
o-Xylene	Toluene-d8 (IS)	13.964	13.922	11,173	

benzene-d6 (IS)

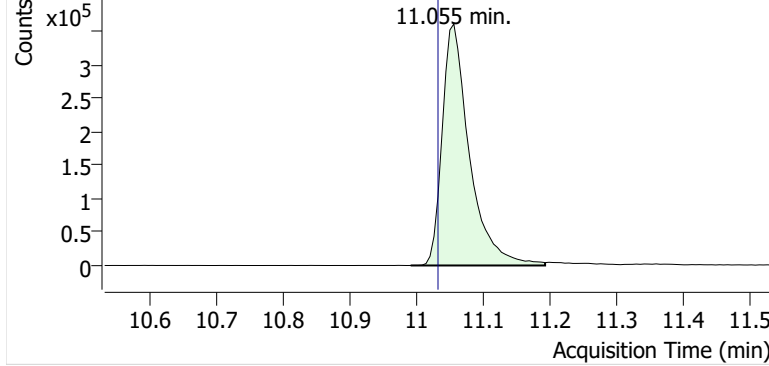


Benzene

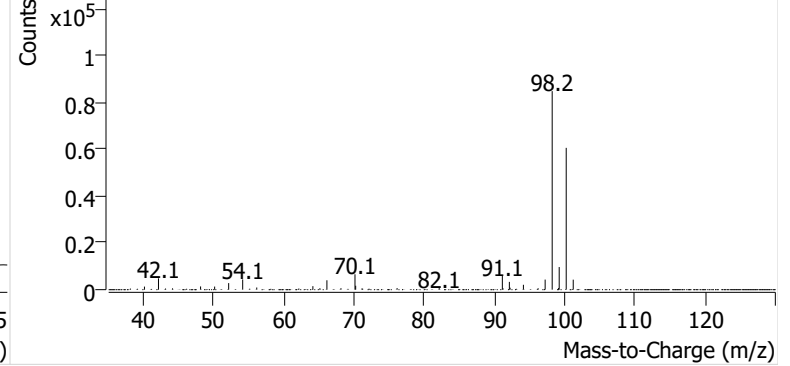


Toluene-d8 (IS)

+ EIC (98.1) Scan P2406753.D

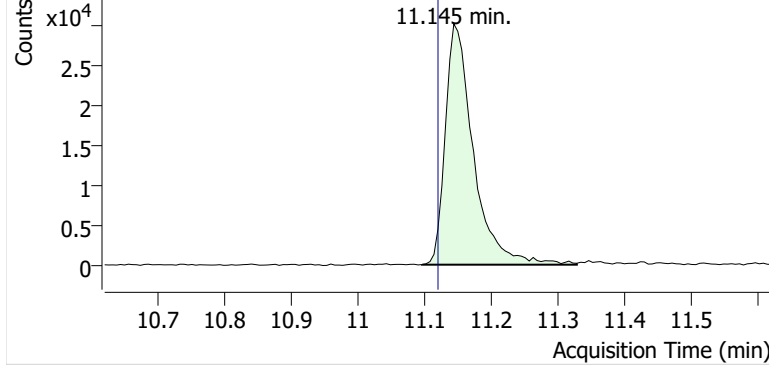


+ Scan (10.991-11.192 min, 34 scans) P2406753.D

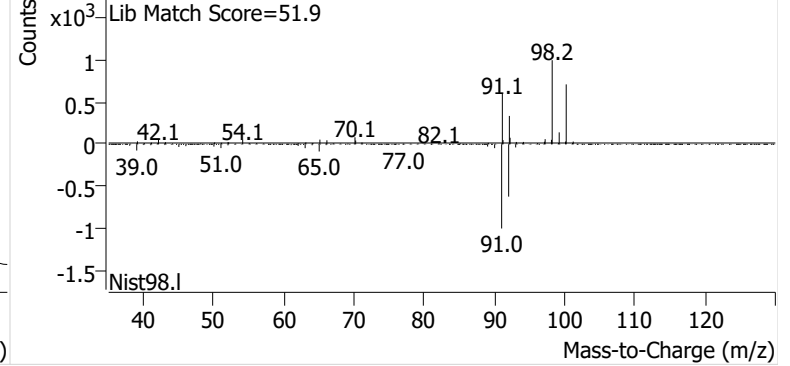


Toluene

+ EIC (91.1) Scan P2406753.D

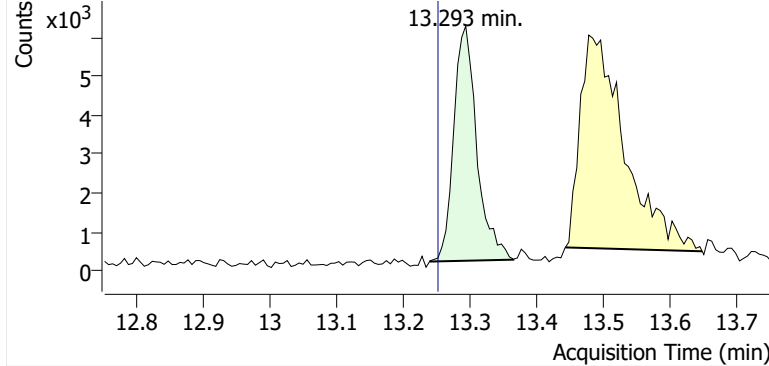


+ Scan (11.097-11.329 min, 40 scans) P2406753.D

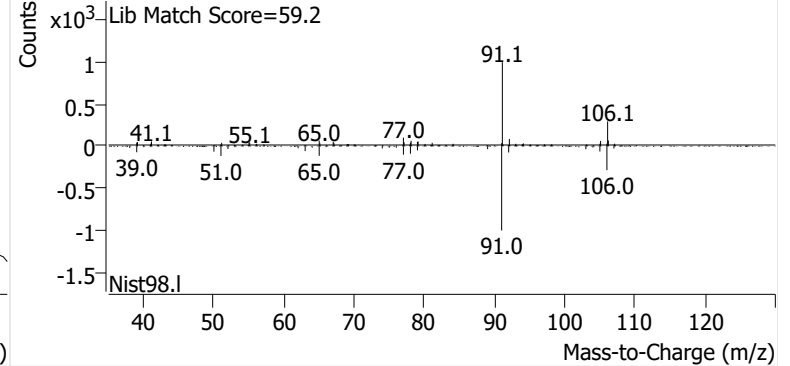


Ethylbenzene

+ EIC (91.1) Scan P2406753.D

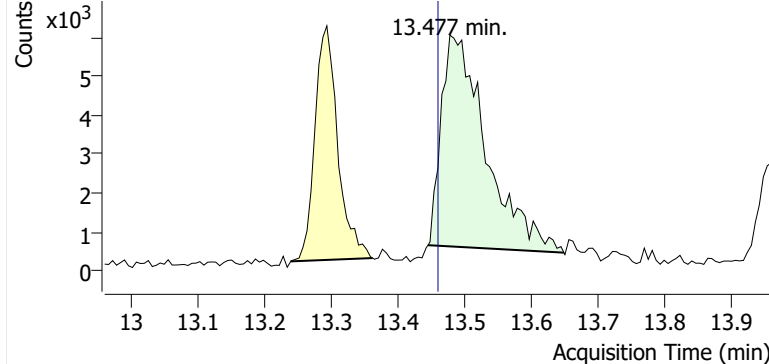


+ Scan (13.239-13.364 min, 22 scans) P2406753.D

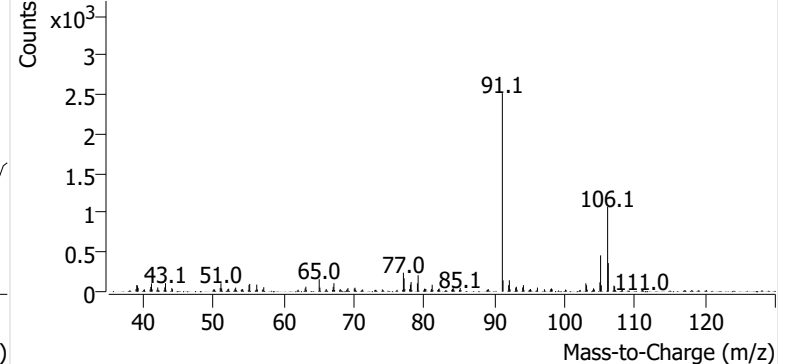


m-/p-Xylene

+ EIC (91.1) Scan P2406753.D

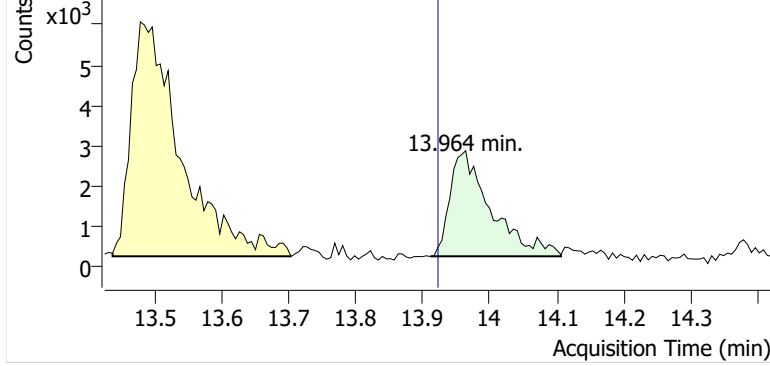


+ Scan (13.444-13.648 min, 34 scans) P2406753.D

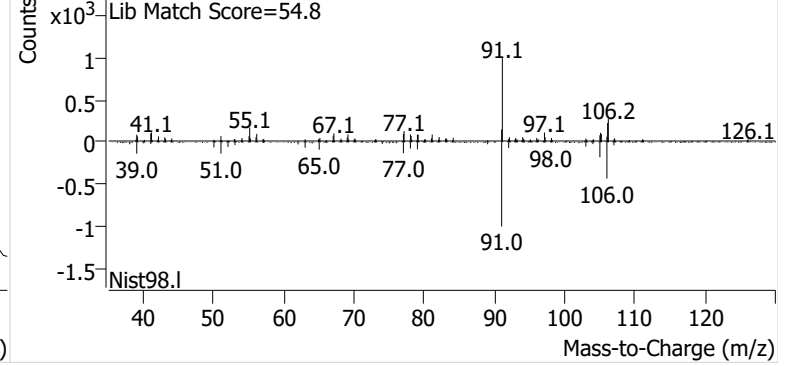


o-Xylene

+ EIC (91.1) Scan P2406753.D

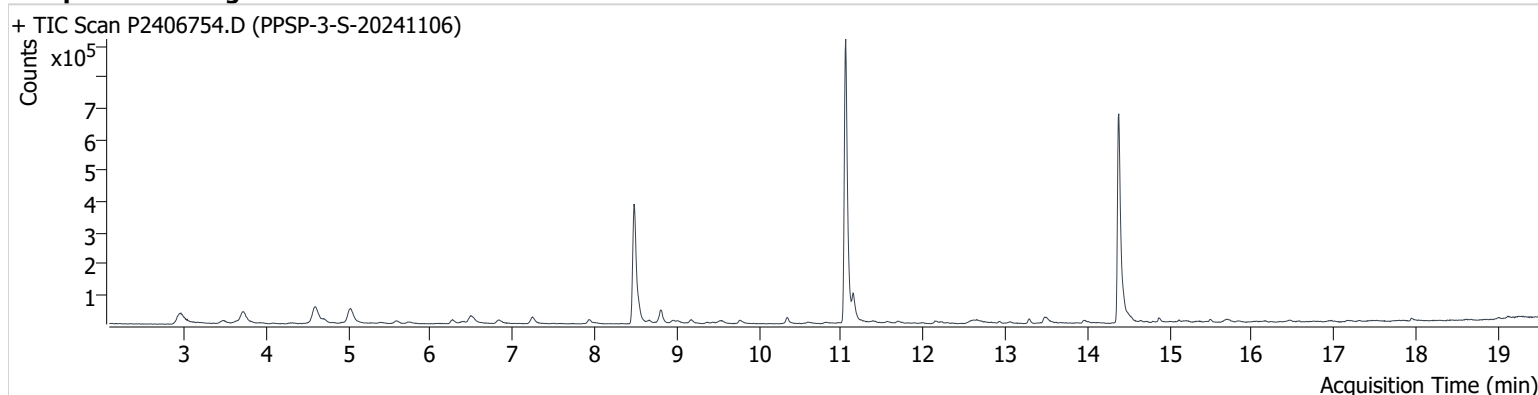


+ Scan (13.911-14.106 min, 33 scans) P2406753.D



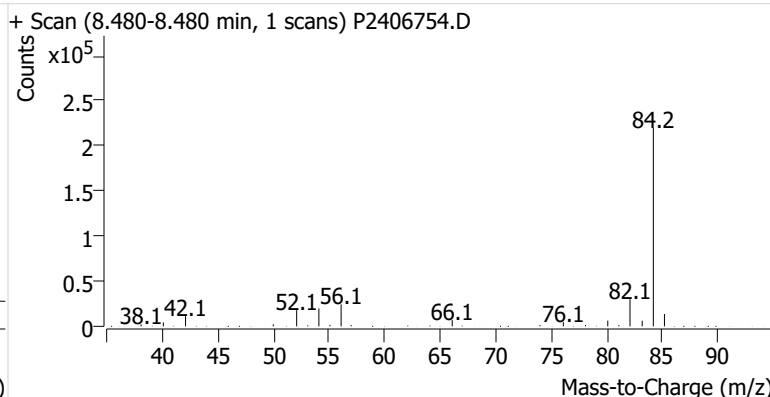
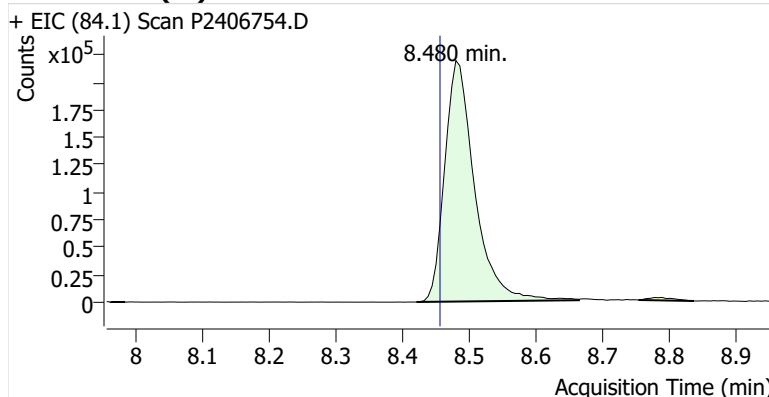
Name PPSP-3-S-20241106
Comment C43305
Data File P2406754.D
Acq. Date-Time 11/21/2024 7:22:32 PM
Acq. Method File M325B-TD35
Tube Sorbent Carbopack X
Analyze Quant Version 12.1
Report Quant Version 12.1

Sample Chromatogram

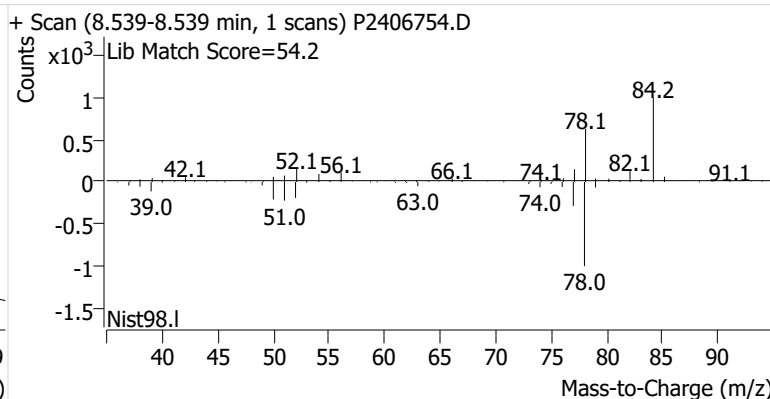
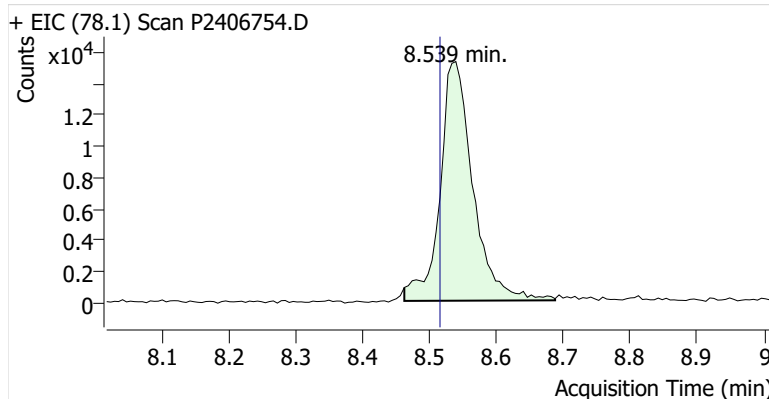


Name	ISTD	RT	ICAL RT	Resp.	Int. Flag
benzene-d6 (IS)		8.480	8.456	682,903	
Benzene	benzene-d6 (IS)	8.539	8.515	52,168	
Toluene-d8 (IS)		11.056	11.032	1,021,288	
Toluene	Toluene-d8 (IS)	11.151	11.121	85,079	
Ethylbenzene	Toluene-d8 (IS)	13.287	13.252	16,550	
m-/p-Xylene	Toluene-d8 (IS)	13.477	13.459	37,376	
o-Xylene	Toluene-d8 (IS)	13.964	13.922	13,502	

benzene-d6 (IS)

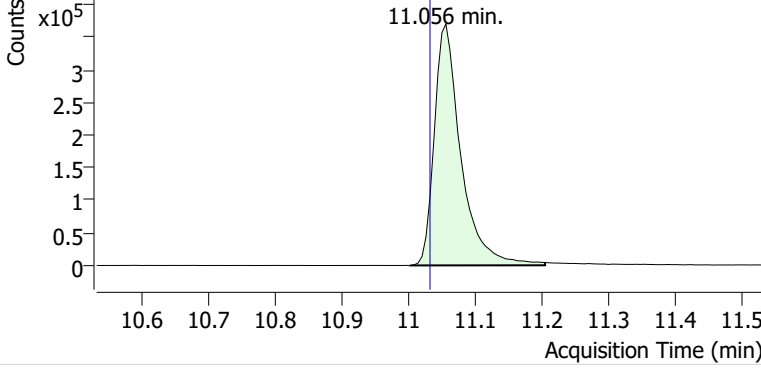


Benzene

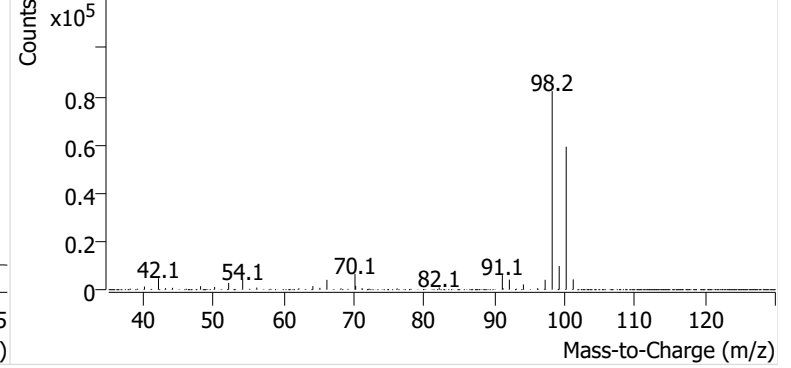


Toluene-d8 (IS)

+ EIC (98.1) Scan P2406754.D

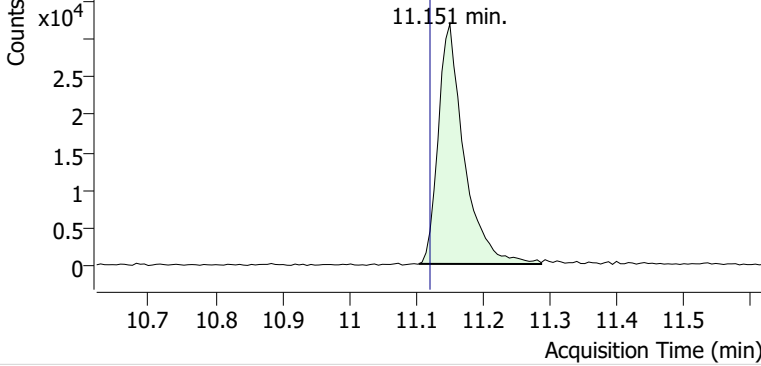


+ Scan (11.002-11.204 min, 35 scans) P2406754.D

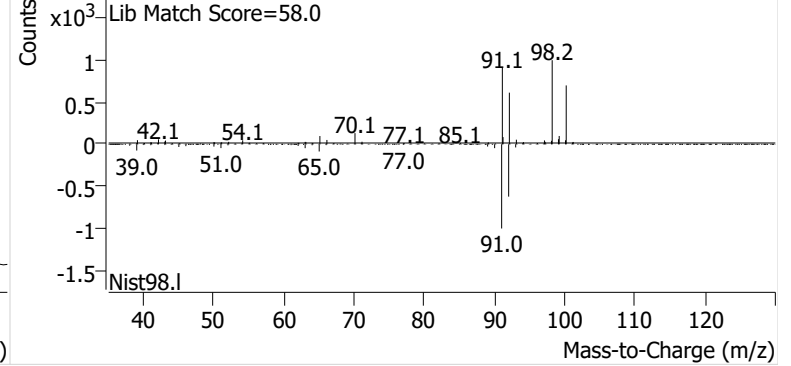


Toluene

+ EIC (91.1) Scan P2406754.D

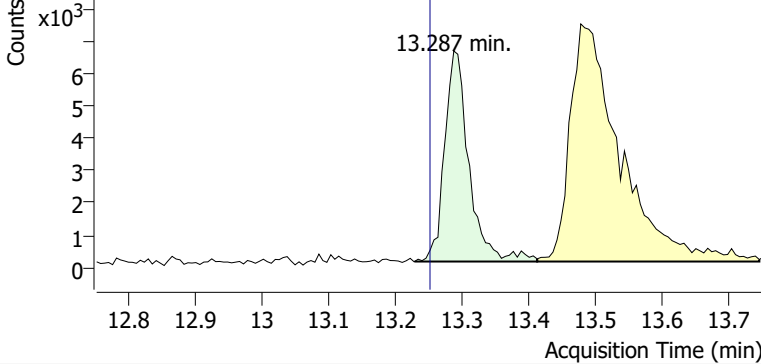


+ Scan (11.104-11.287 min, 31 scans) P2406754.D

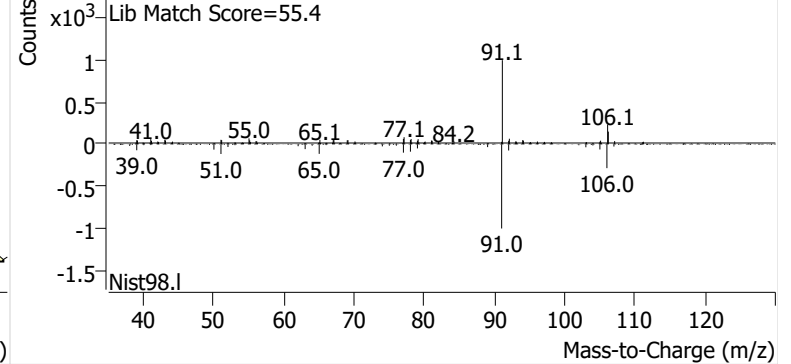


Ethylbenzene

+ EIC (91.1) Scan P2406754.D

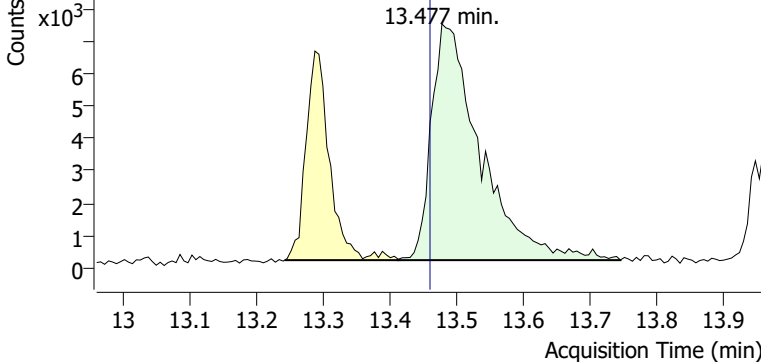


+ Scan (13.229-13.412 min, 31 scans) P2406754.D

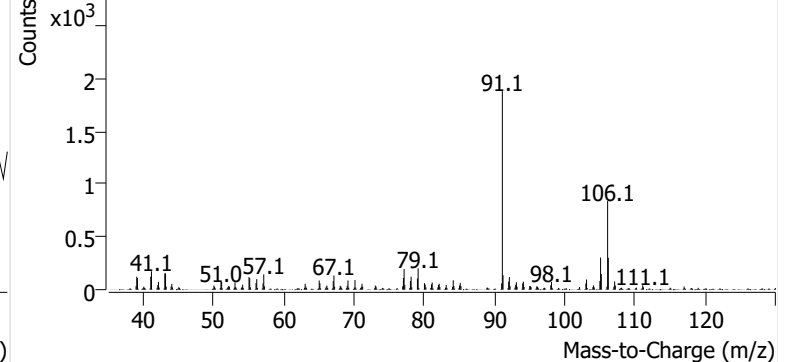


m-/p-Xylene

+ EIC (91.1) Scan P2406754.D

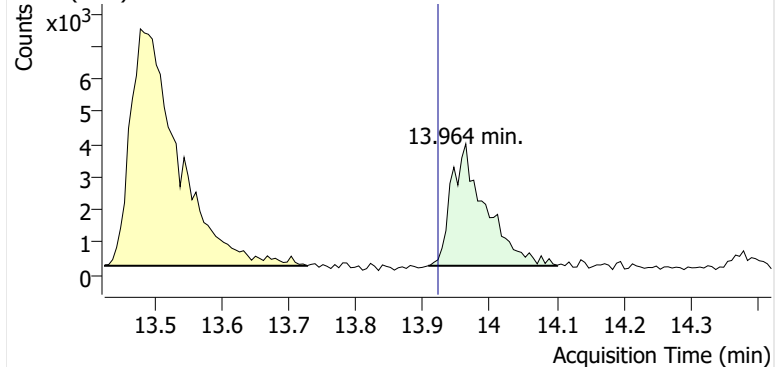


+ Scan (13.412-13.744 min, 57 scans) P2406754.D

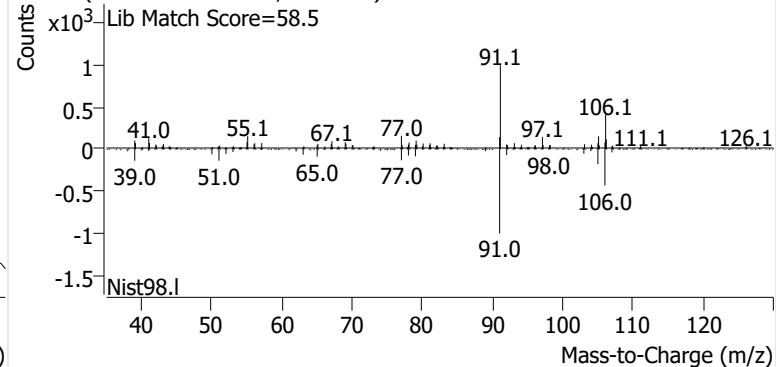


o-Xylene

+ EIC (91.1) Scan P2406754.D

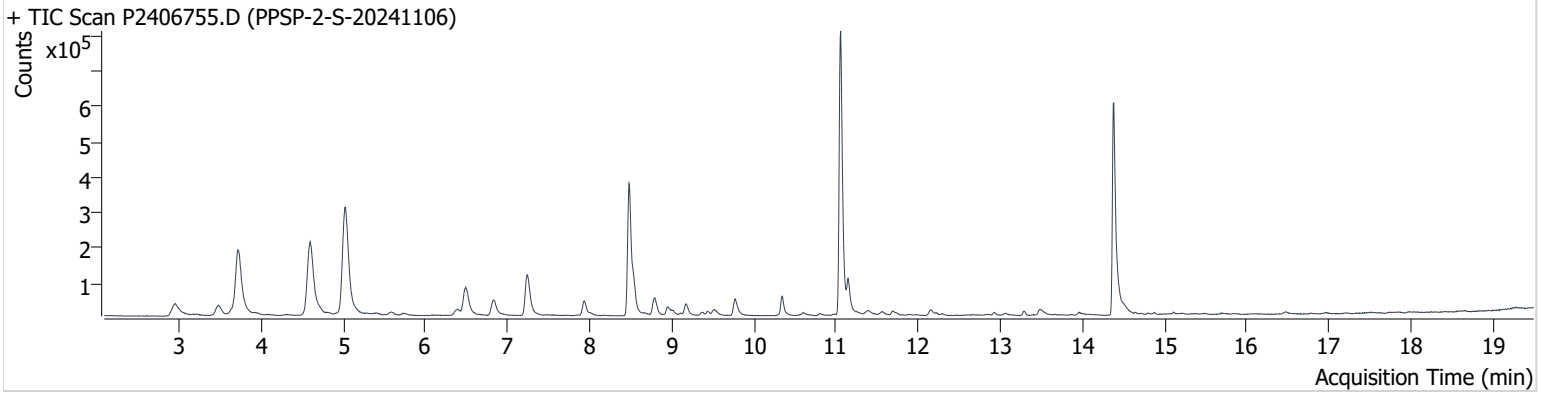


+ Scan (13.908-14.100 min, 33 scans) P2406754.D



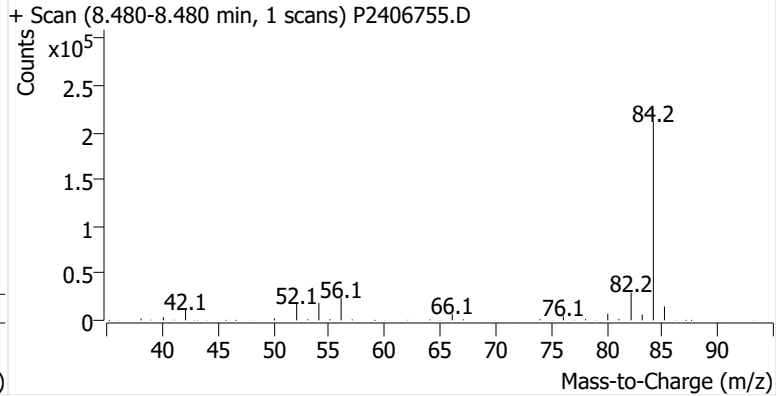
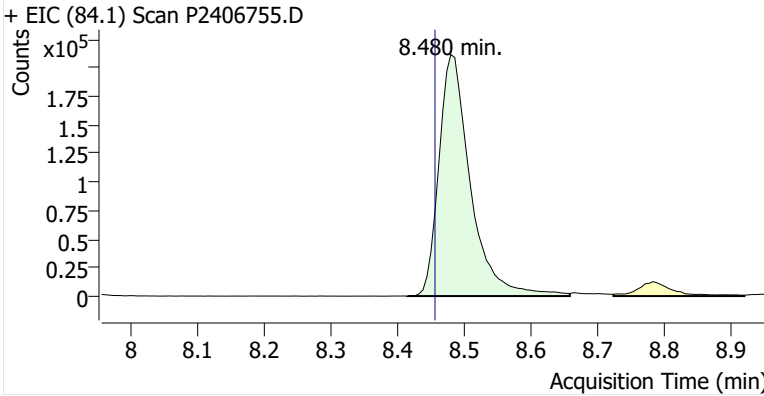
Name PPSP-2-S-20241106
Comment C34301
Data File P2406755.D
Acq. Date-Time 11/21/2024 8:00:23 PM
Acq. Method File M325B-TD35
Tube Sorbent Carbopack X
Analyze Quant Version 12.1
Report Quant Version 12.1

Sample Chromatogram

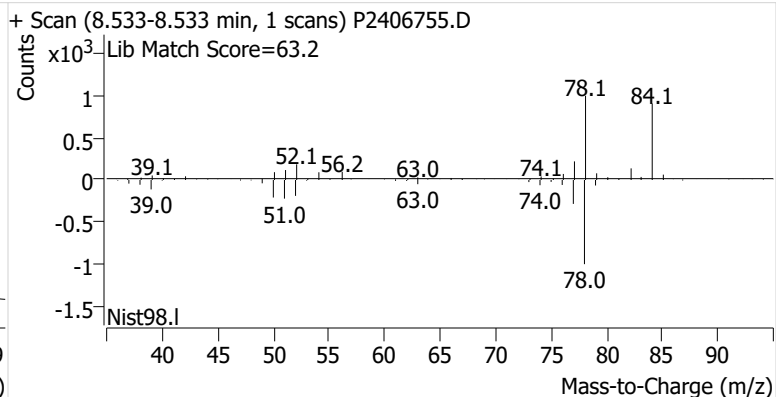
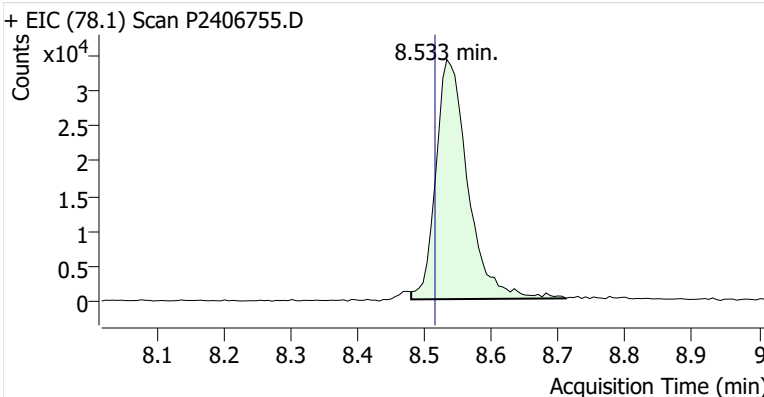


Name	ISTD	RT	ICAL RT	Resp.	Int. Flag
benzene-d6 (IS)		8.480	8.456	693,039	
Benzene	benzene-d6 (IS)	8.533	8.515	113,950	
Toluene-d8 (IS)		11.055	11.032	943,572	
Toluene	Toluene-d8 (IS)	11.144	11.121	98,657	
Ethylbenzene	Toluene-d8 (IS)	13.287	13.252	12,319	
m-/p-Xylene	Toluene-d8 (IS)	13.477	13.459	27,862	
o-Xylene	Toluene-d8 (IS)	13.964	13.922	10,699	

benzene-d6 (IS)

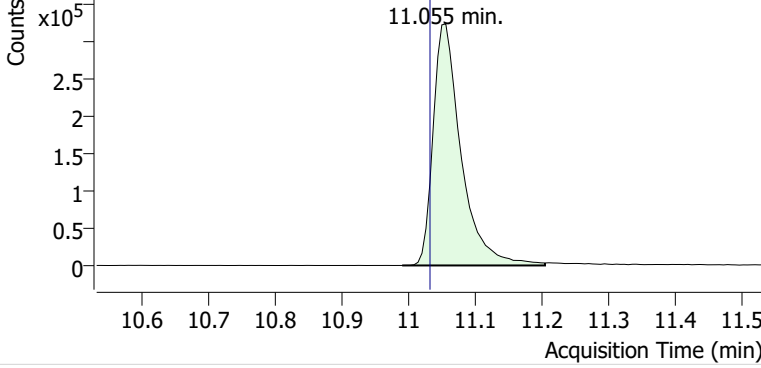


Benzene

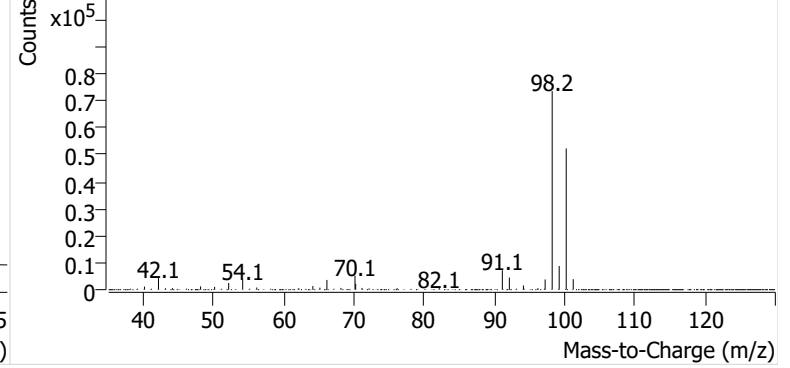


Toluene-d8 (IS)

+ EIC (98.1) Scan P2406755.D

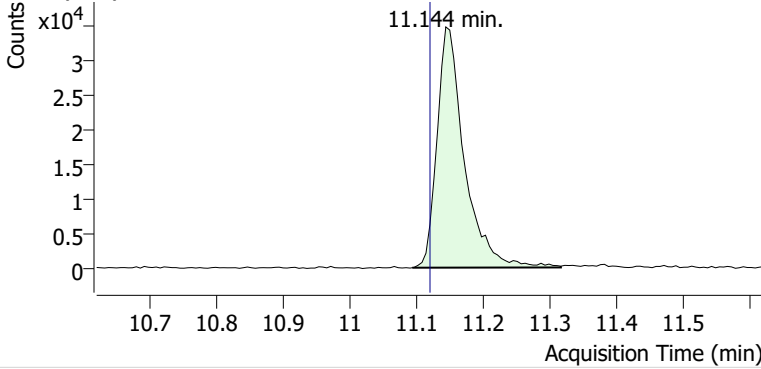


+ Scan (10.990-11.204 min, 36 scans) P2406755.D

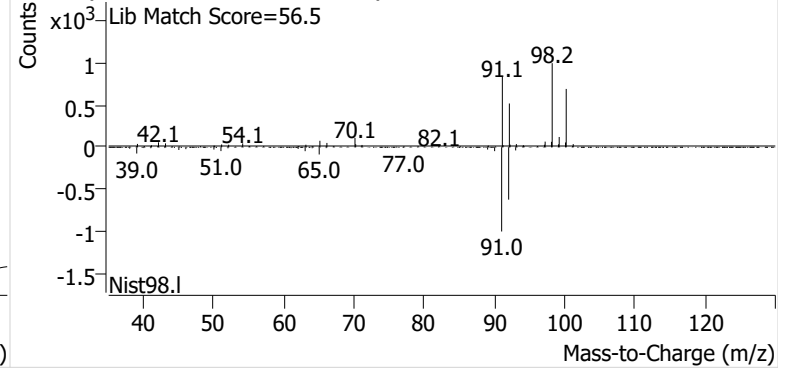


Toluene

+ EIC (91.1) Scan P2406755.D

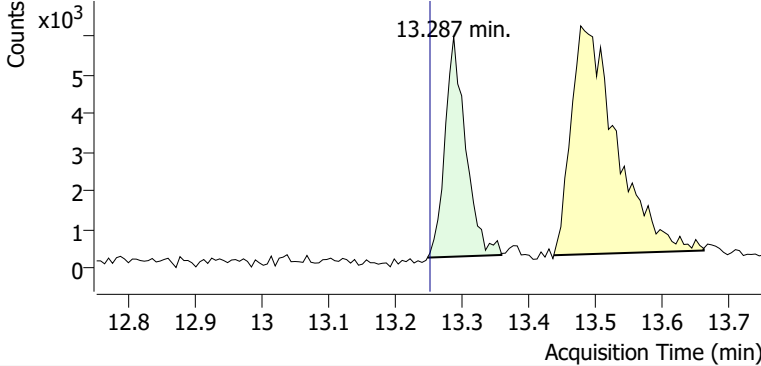


+ Scan (11.094-11.317 min, 38 scans) P2406755.D

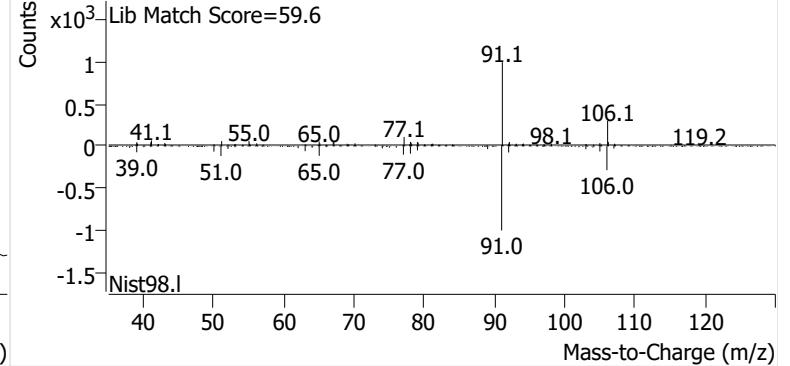


Ethylbenzene

+ EIC (91.1) Scan P2406755.D

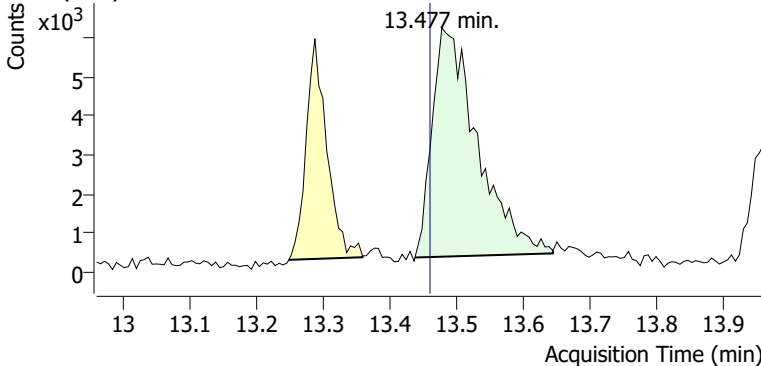


+ Scan (13.248-13.358 min, 19 scans) P2406755.D

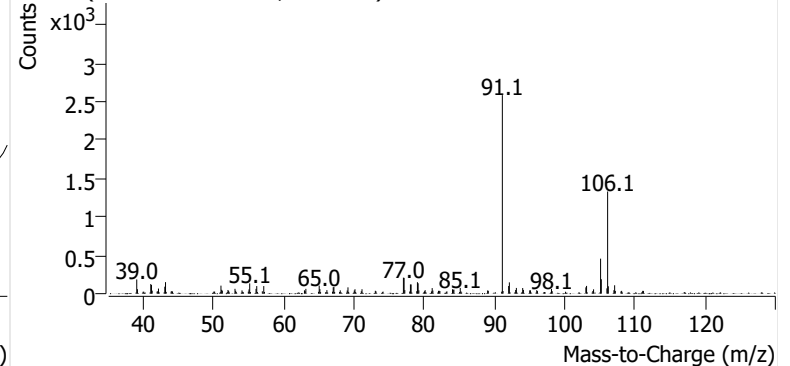


m-/p-Xylene

+ EIC (91.1) Scan P2406755.D

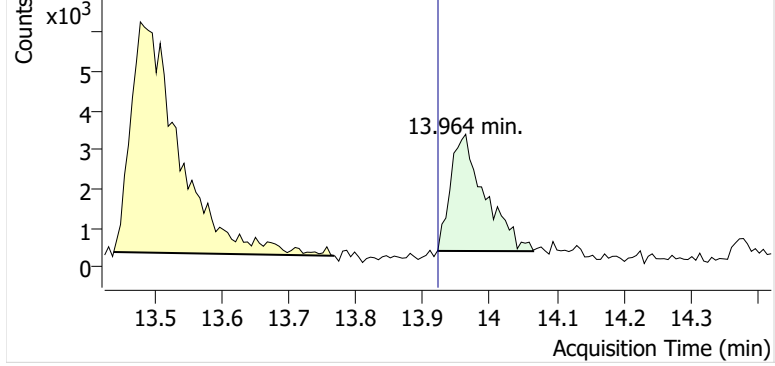


+ Scan (13.437-13.643 min, 35 scans) P2406755.D

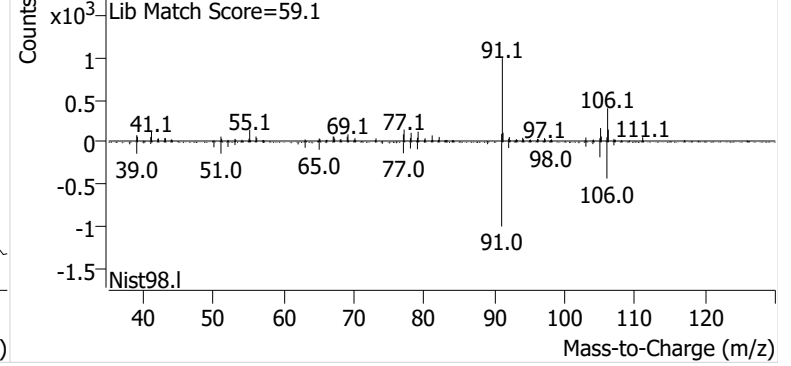


o-Xylene

+ EIC (91.1) Scan P2406755.D

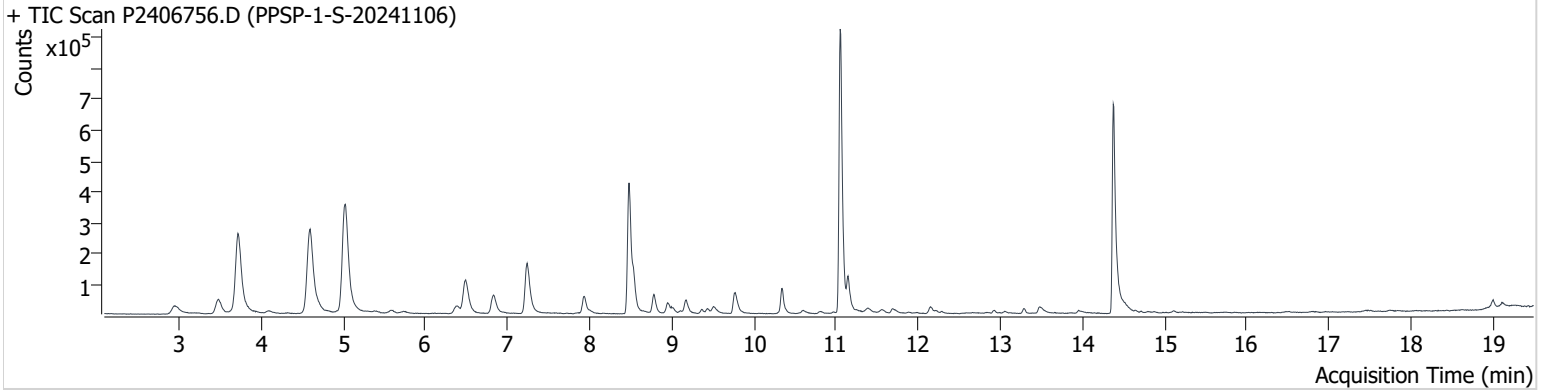


+ Scan (13.922-14.065 min, 25 scans) P2406755.D



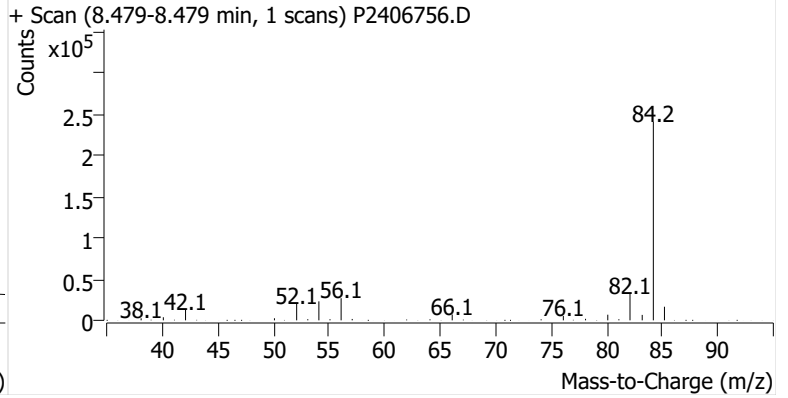
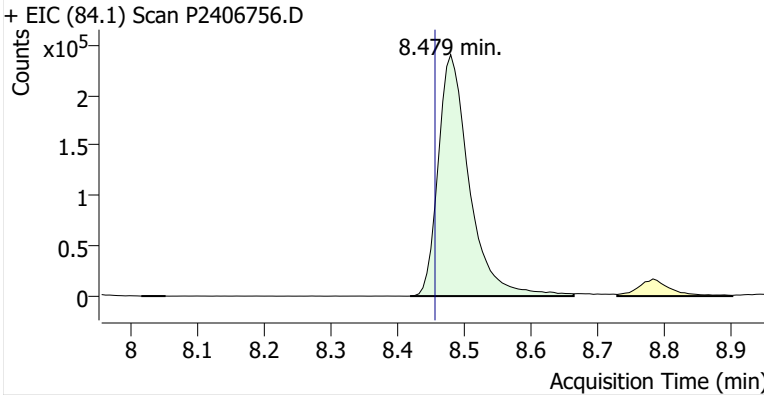
Name PPSP-1-S-20241106
Comment B43637
Data File P2406756.D
Acq. Date-Time 11/21/2024 8:37:37 PM
Acq. Method File M325B-TD35
Tube Sorbent Carbopack X
Analyze Quant Version 12.1
Report Quant Version 12.1

Sample Chromatogram

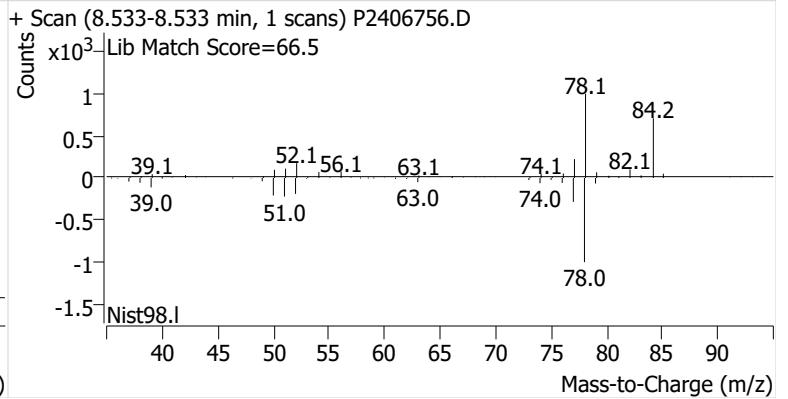
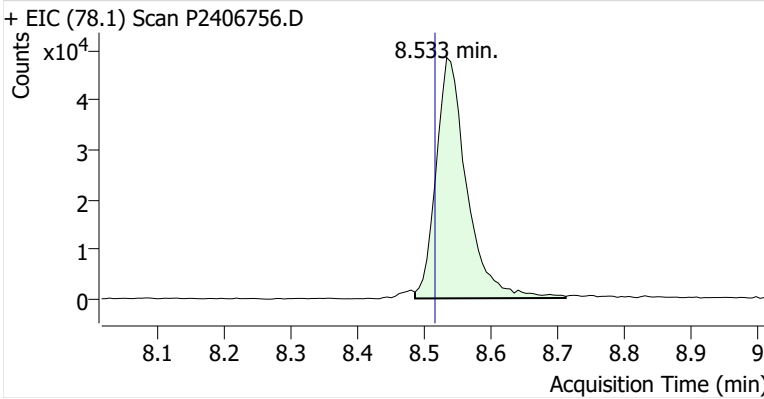


Name	ISTD	RT	ICAL RT	Resp.	Int. Flag
benzene-d6 (IS)		8.479	8.456	777,155	
Benzene	benzene-d6 (IS)	8.533	8.515	154,650	
Toluene-d8 (IS)		11.049	11.032	1,067,533	
Toluene	Toluene-d8 (IS)	11.144	11.121	116,817	
Ethylbenzene	Toluene-d8 (IS)	13.287	13.252	17,383	
m-/p-Xylene	Toluene-d8 (IS)	13.477	13.459	37,070	
o-Xylene	Toluene-d8 (IS)	13.958	13.922	12,602	

benzene-d6 (IS)

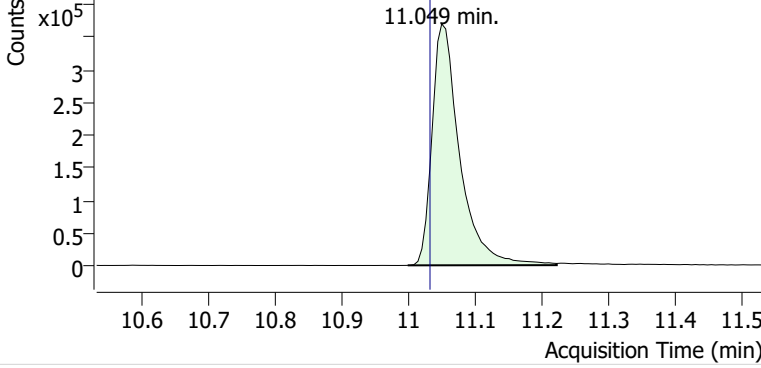


Benzene

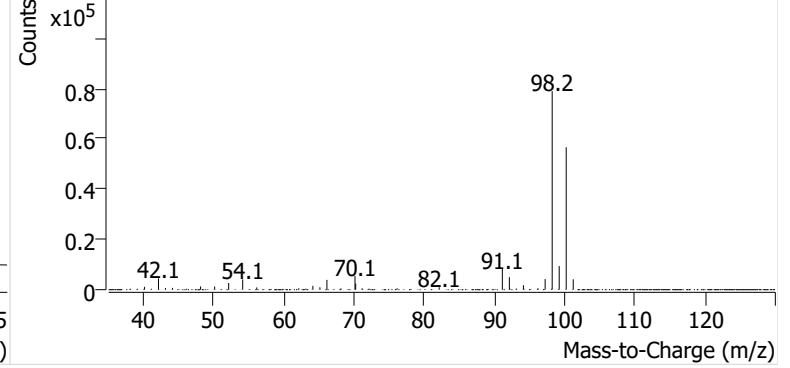


Toluene-d8 (IS)

+ EIC (98.1) Scan P2406756.D

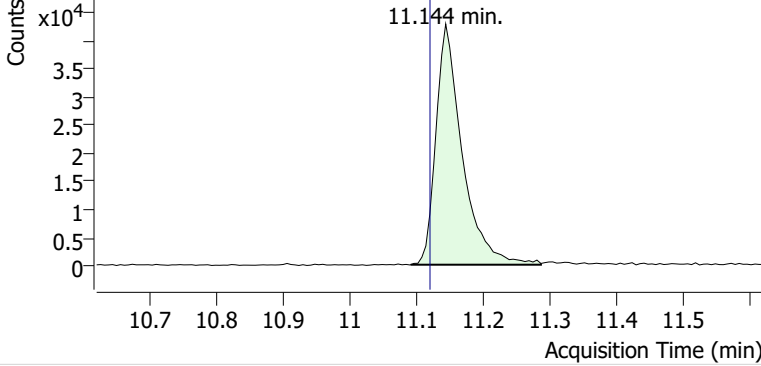


+ Scan (10.998-11.221 min, 38 scans) P2406756.D

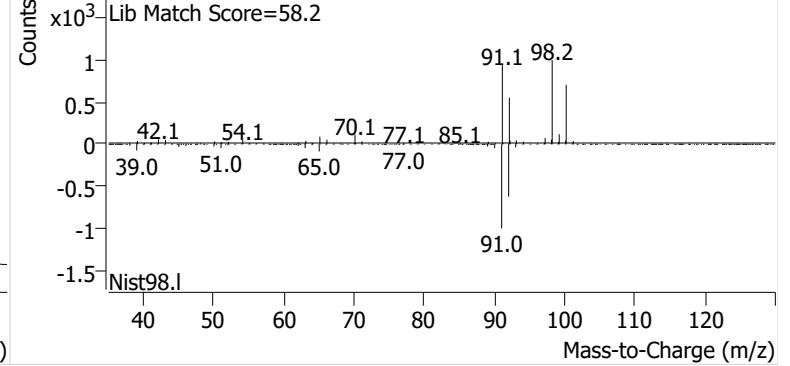


Toluene

+ EIC (91.1) Scan P2406756.D

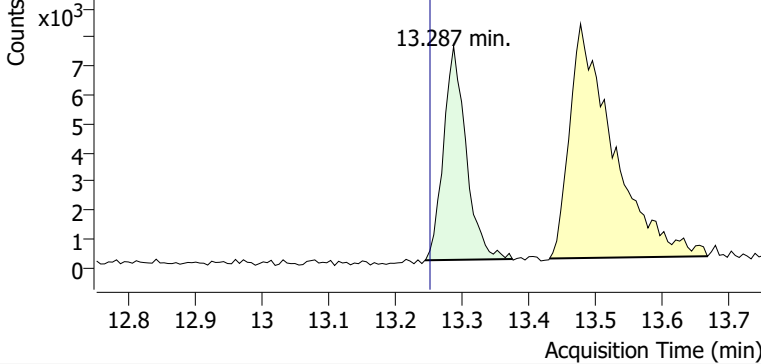


+ Scan (11.092-11.287 min, 33 scans) P2406756.D

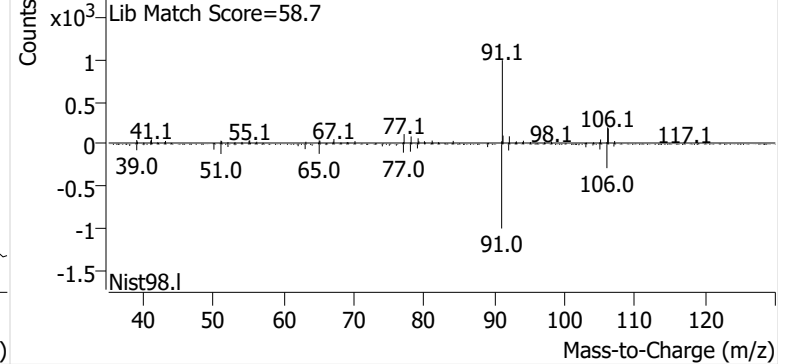


Ethylbenzene

+ EIC (91.1) Scan P2406756.D

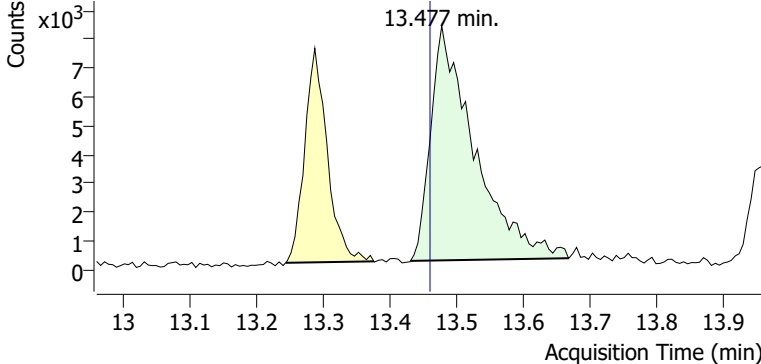


+ Scan (13.244-13.375 min, 22 scans) P2406756.D

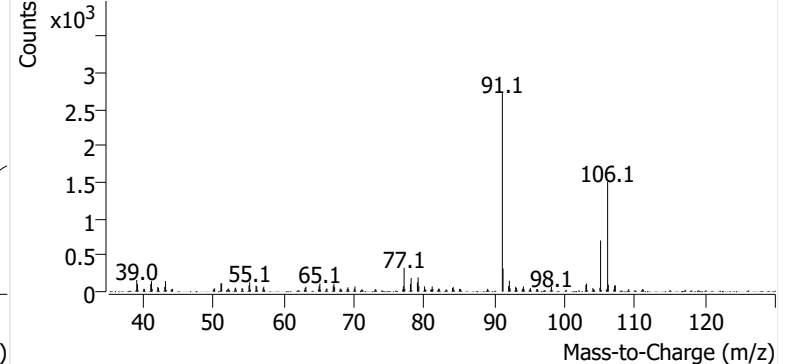


m-/p-Xylene

+ EIC (91.1) Scan P2406756.D

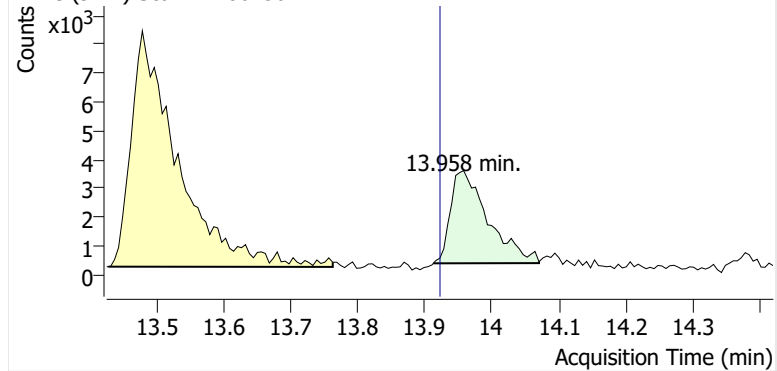


+ Scan (13.430-13.667 min, 39 scans) P2406756.D

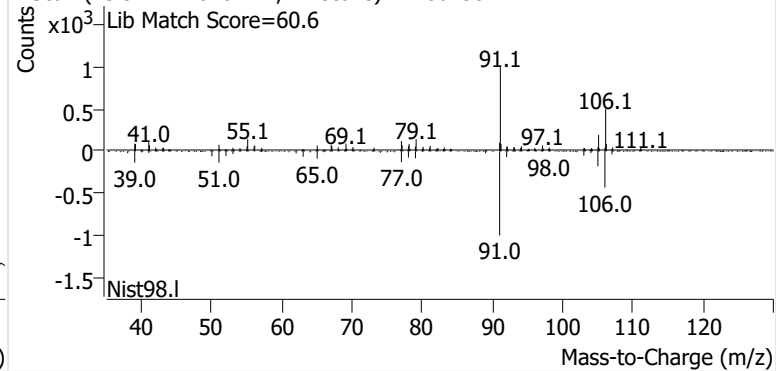


o-Xylene

+ EIC (91.1) Scan P2406756.D

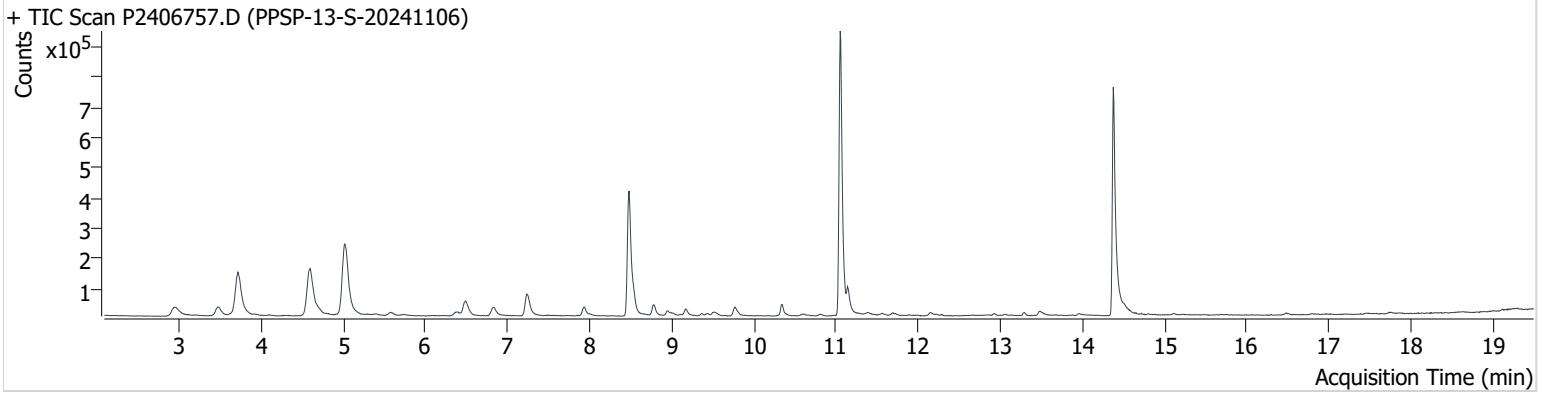


+ Scan (13.912-14.070 min, 27 scans) P2406756.D



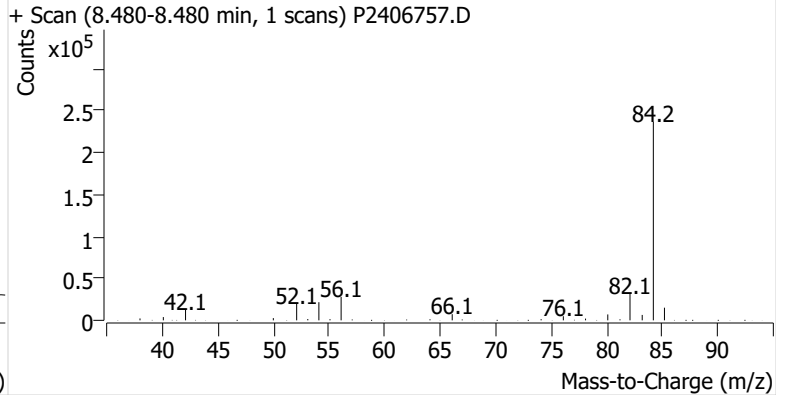
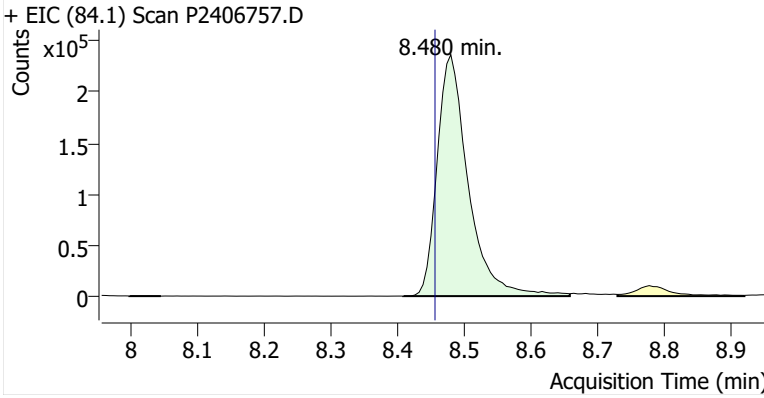
Name PPSP-13-S-20241106
Comment B50939
Data File P2406757.D
Acq. Date-Time 11/21/2024 9:15:27 PM
Acq. Method File M325B-TD35
Tube Sorbent Carbopack X
Analyze Quant Version 12.1
Report Quant Version 12.1

Sample Chromatogram

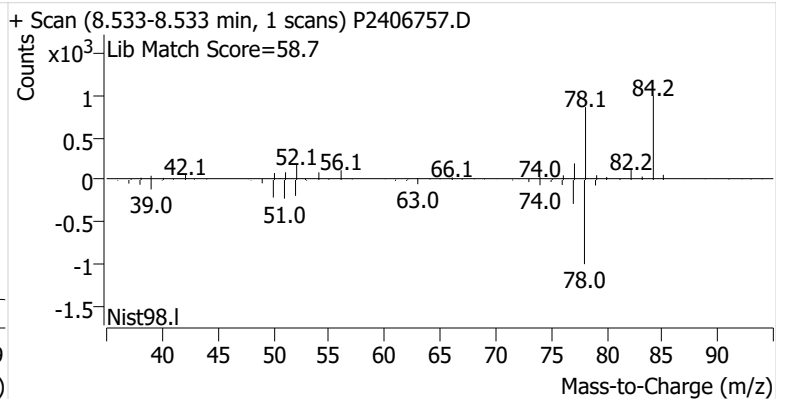
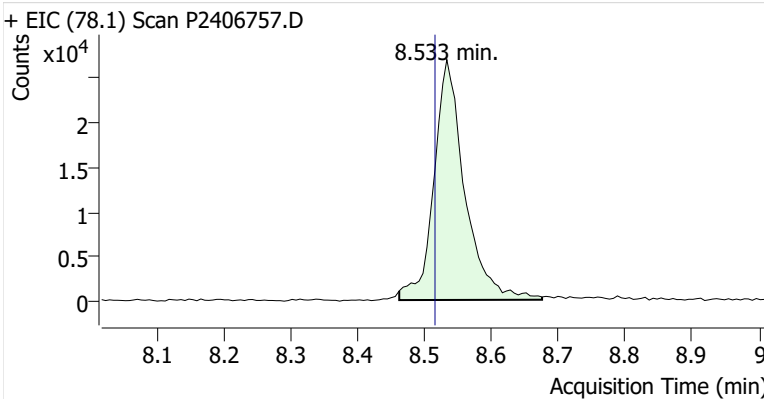


Name	ISTD	RT	ICAL RT	Resp.	Int. Flag
benzene-d6 (IS)		8.480	8.456	763,737	
Benzene	benzene-d6 (IS)	8.533	8.515	86,355	
Toluene-d8 (IS)		11.050	11.032	1,067,548	
Toluene	Toluene-d8 (IS)	11.139	11.121	83,584	
Ethylbenzene	Toluene-d8 (IS)	13.287	13.252	11,634	
m-/p-Xylene	Toluene-d8 (IS)	13.483	13.459	22,203	
o-Xylene	Toluene-d8 (IS)	13.952	13.922	8,539	

benzene-d6 (IS)

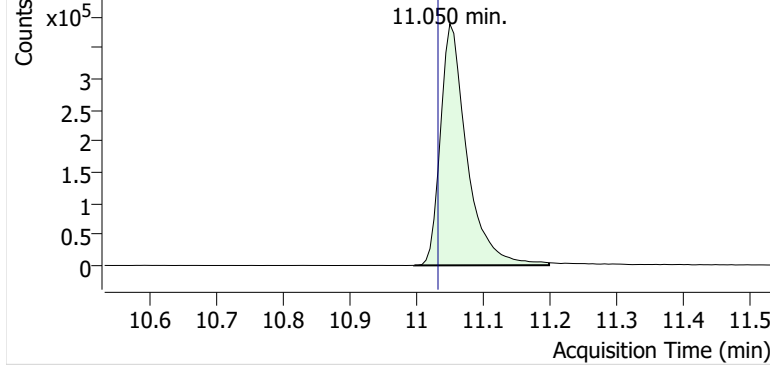


Benzene

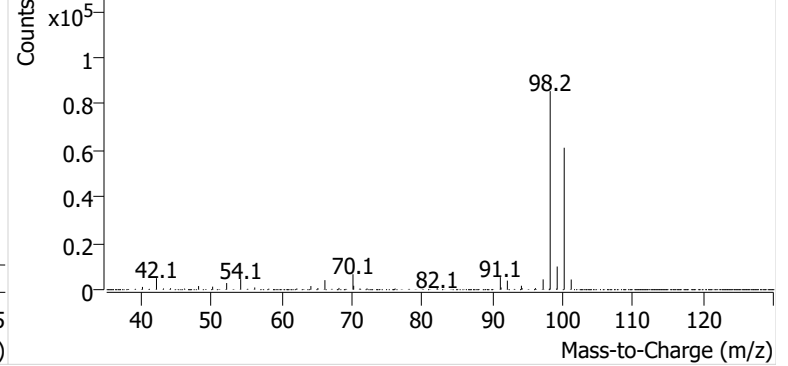


Toluene-d8 (IS)

+ EIC (98.1) Scan P2406757.D

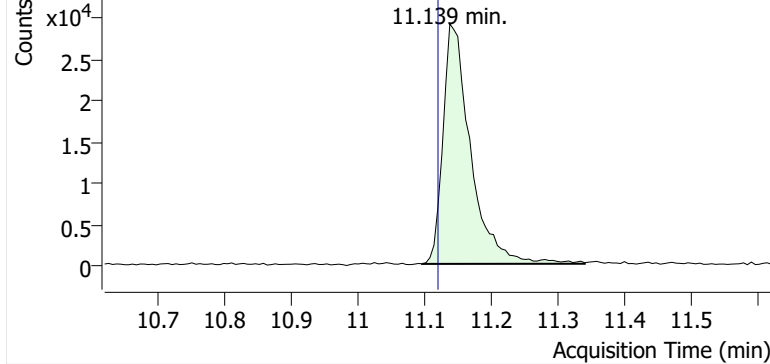


+ Scan (10.996-11.198 min, 35 scans) P2406757.D

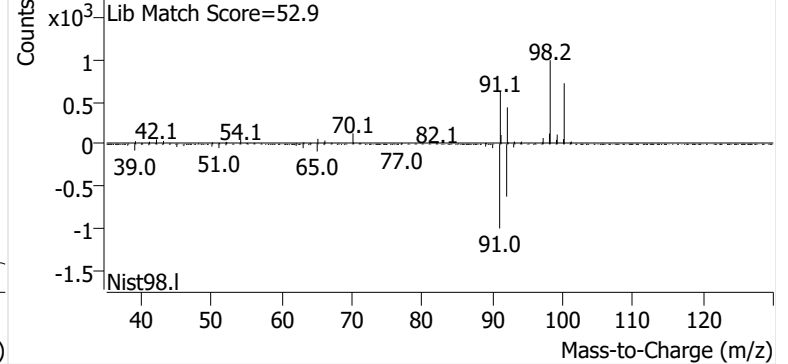


Toluene

+ EIC (91.1) Scan P2406757.D

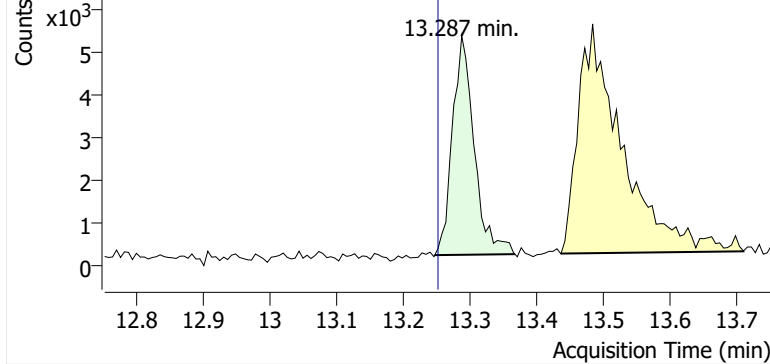


+ Scan (11.097-11.340 min, 42 scans) P2406757.D

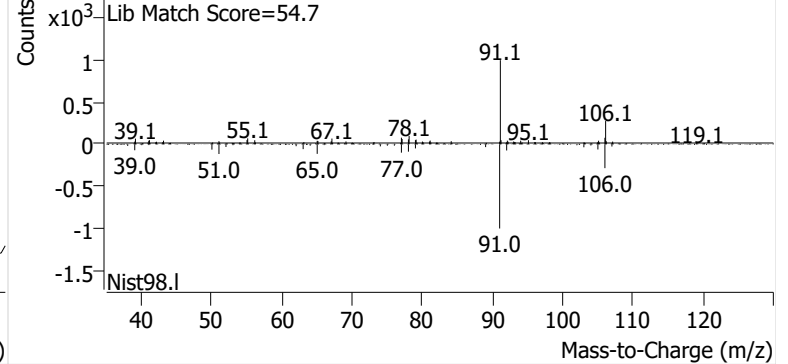


Ethylbenzene

+ EIC (91.1) Scan P2406757.D

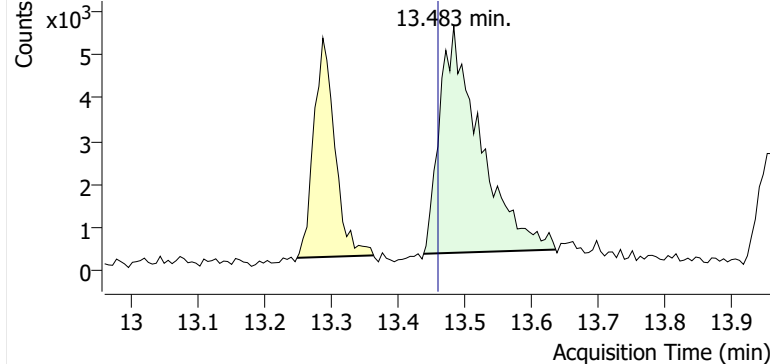


+ Scan (13.247-13.367 min, 20 scans) P2406757.D

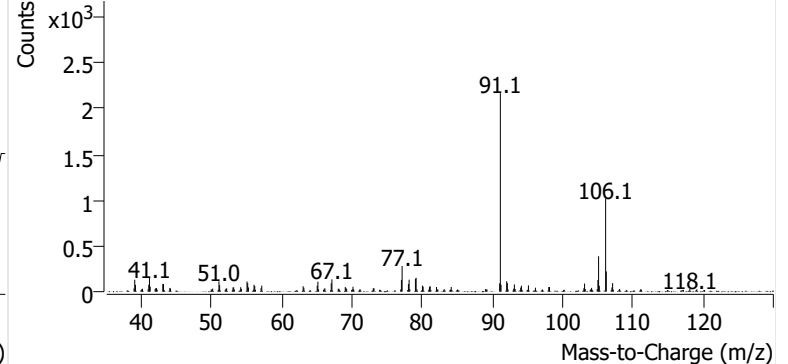


m-/p-Xylene

+ EIC (91.1) Scan P2406757.D

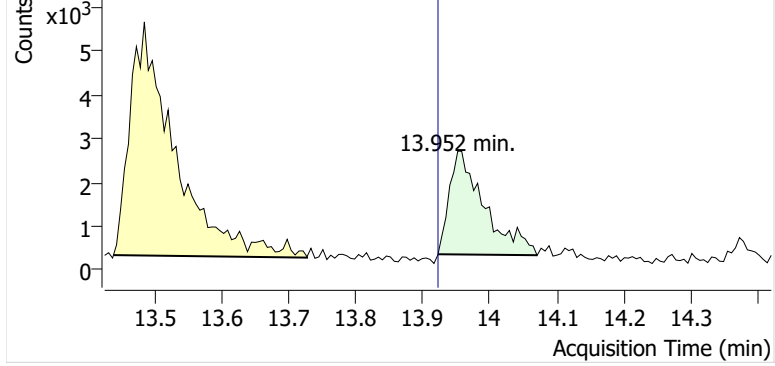


+ Scan (13.438-13.636 min, 33 scans) P2406757.D

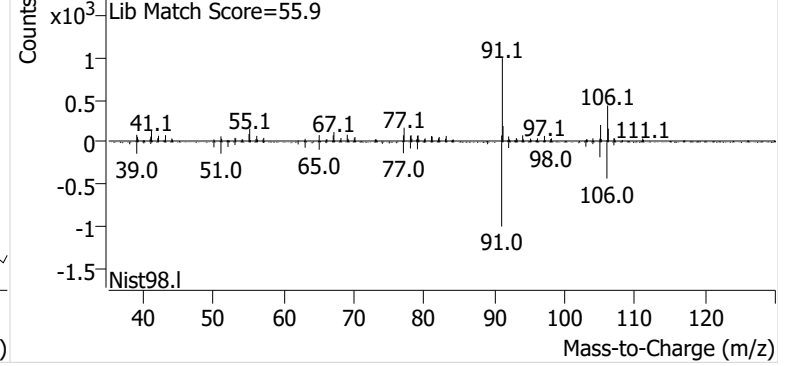


o-Xylene

+ EIC (91.1) Scan P2406757.D

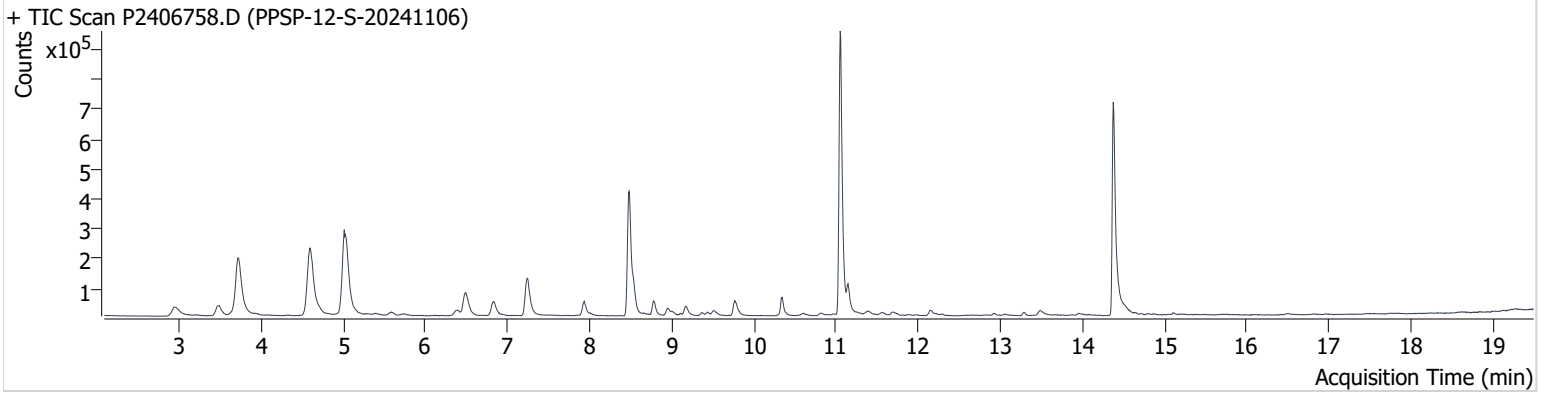


+ Scan (13.922-14.070 min, 24 scans) P2406757.D



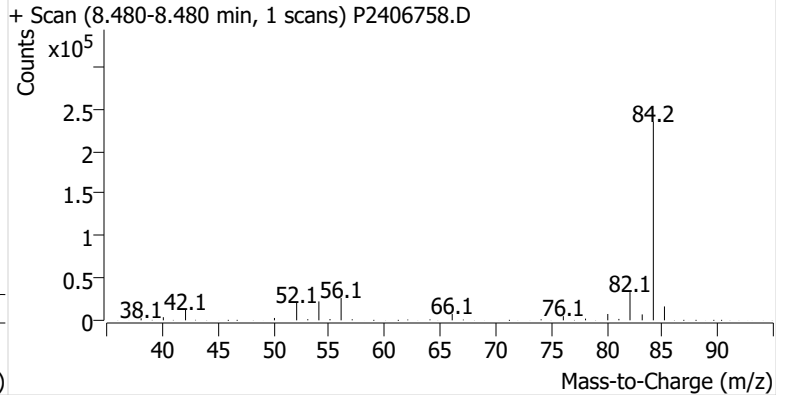
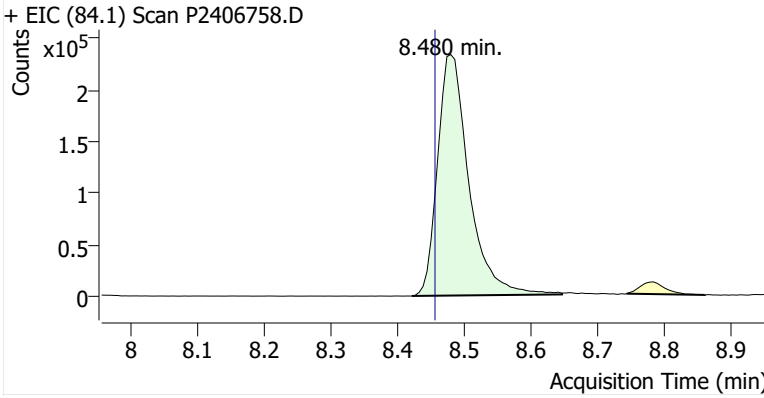
Name PPSP-12-S-20241106
Comment B50837
Data File P2406758.D
Acq. Date-Time 11/21/2024 9:52:41 PM
Acq. Method File M325B-TD35
Tube Sorbent Carbopack X
Analyze Quant Version 12.1
Report Quant Version 12.1

Sample Chromatogram

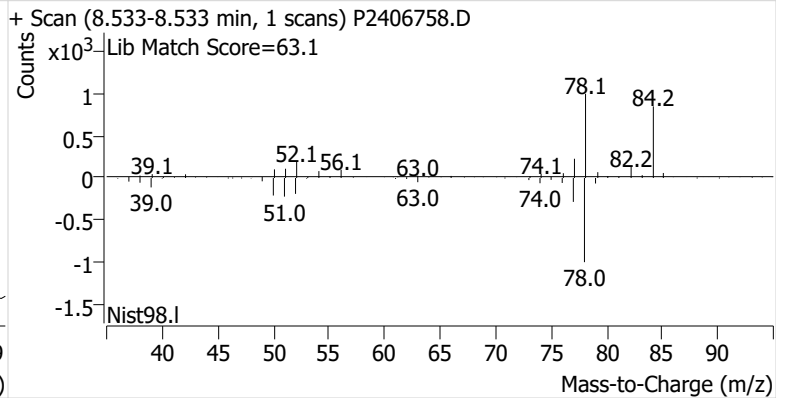
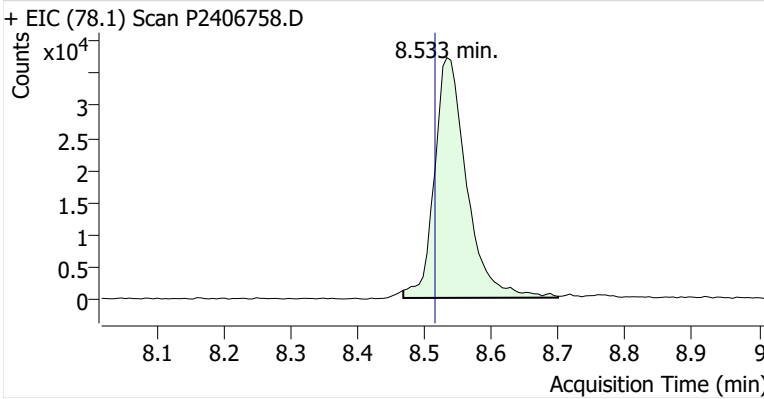


Name	ISTD	RT	ICAL RT	Resp.	Int. Flag
benzene-d6 (IS)		8.480	8.456	762,827	
Benzene	benzene-d6 (IS)	8.533	8.515	124,856	
Toluene-d8 (IS)		11.050	11.032	1,093,458	
Toluene	Toluene-d8 (IS)	11.145	11.121	95,681	
Ethylbenzene	Toluene-d8 (IS)	13.287	13.252	11,928	
m-/p-Xylene	Toluene-d8 (IS)	13.495	13.459	30,189	
o-Xylene	Toluene-d8 (IS)	13.946	13.922	11,086	

benzene-d6 (IS)

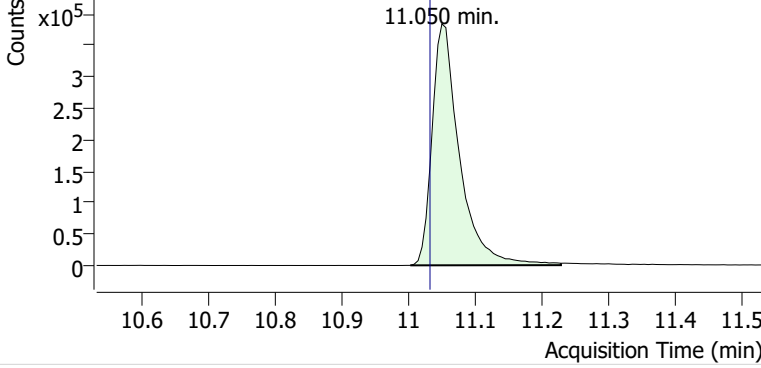


Benzene

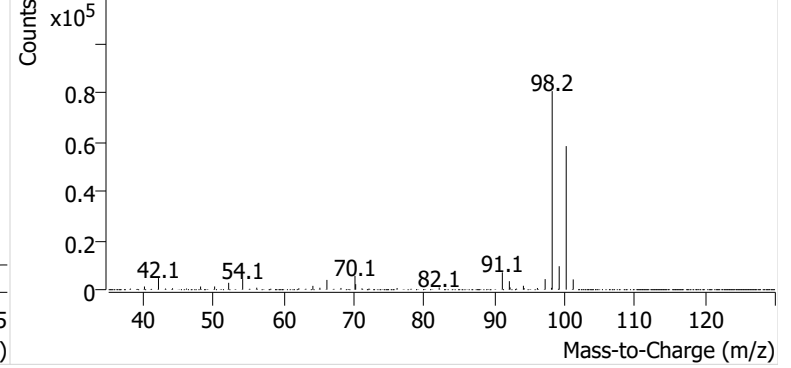


Toluene-d8 (IS)

+ EIC (98.1) Scan P2406758.D

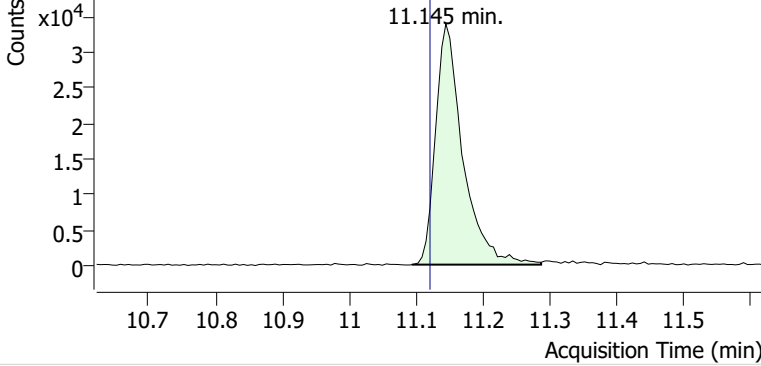


+ Scan (11.002-11.228 min, 38 scans) P2406758.D

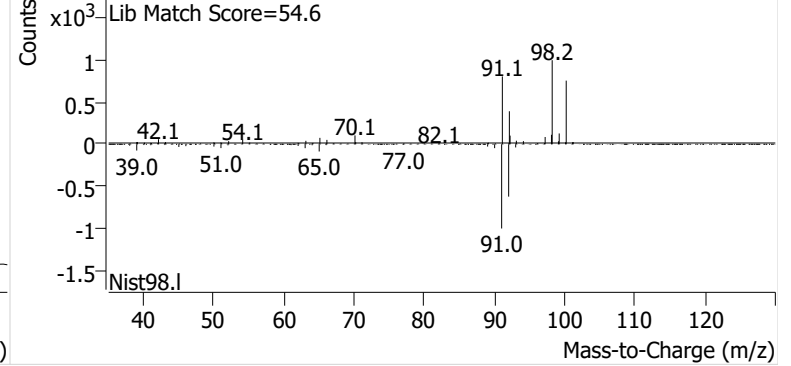


Toluene

+ EIC (91.1) Scan P2406758.D

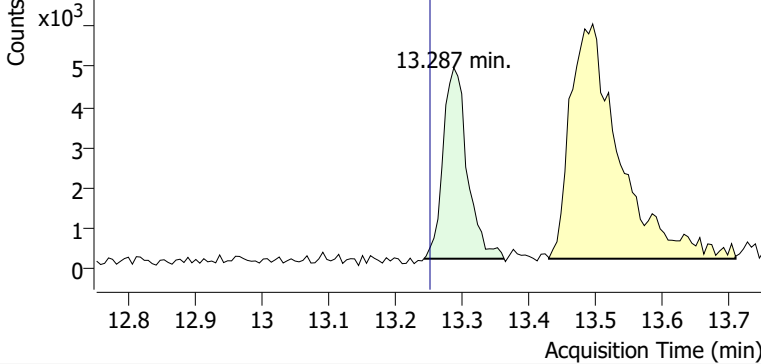


+ Scan (11.094-11.287 min, 33 scans) P2406758.D

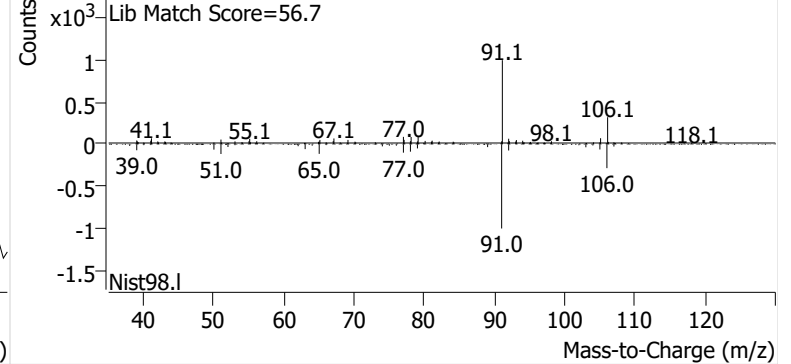


Ethylbenzene

+ EIC (91.1) Scan P2406758.D

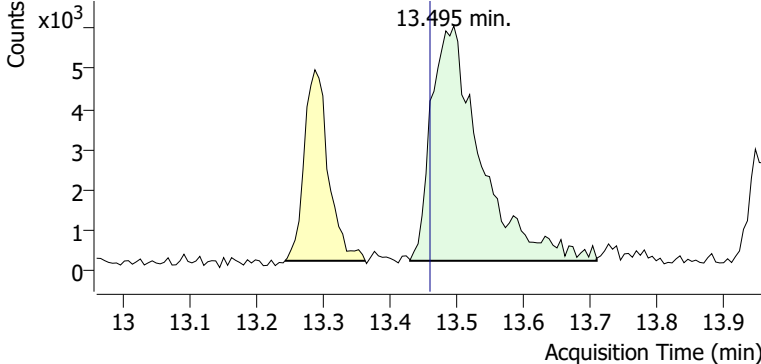


+ Scan (13.243-13.362 min, 20 scans) P2406758.D

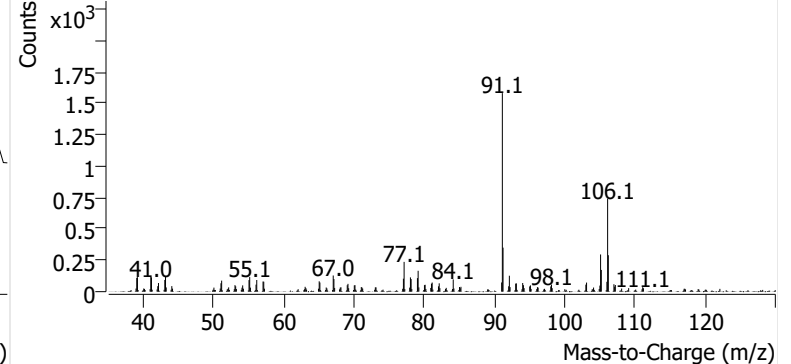


m-/p-Xylene

+ EIC (91.1) Scan P2406758.D

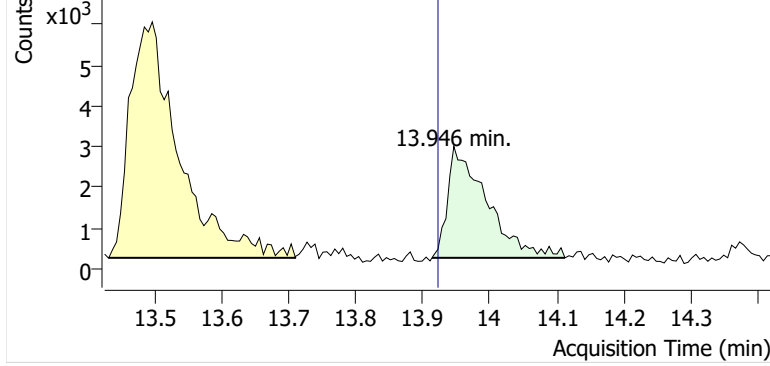


+ Scan (13.430-13.709 min, 48 scans) P2406758.D

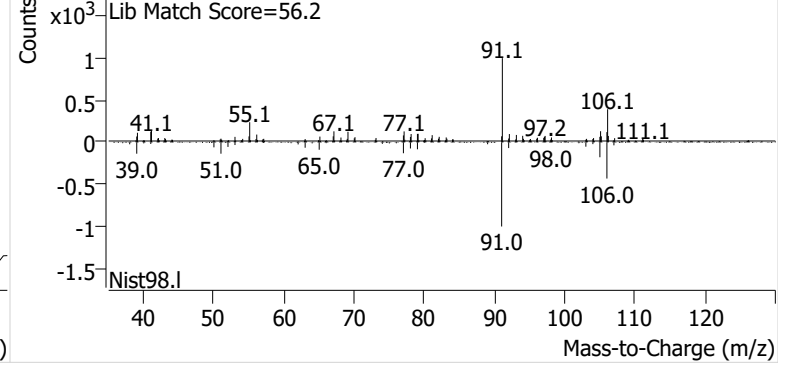


o-Xylene

+ EIC (91.1) Scan P2406758.D

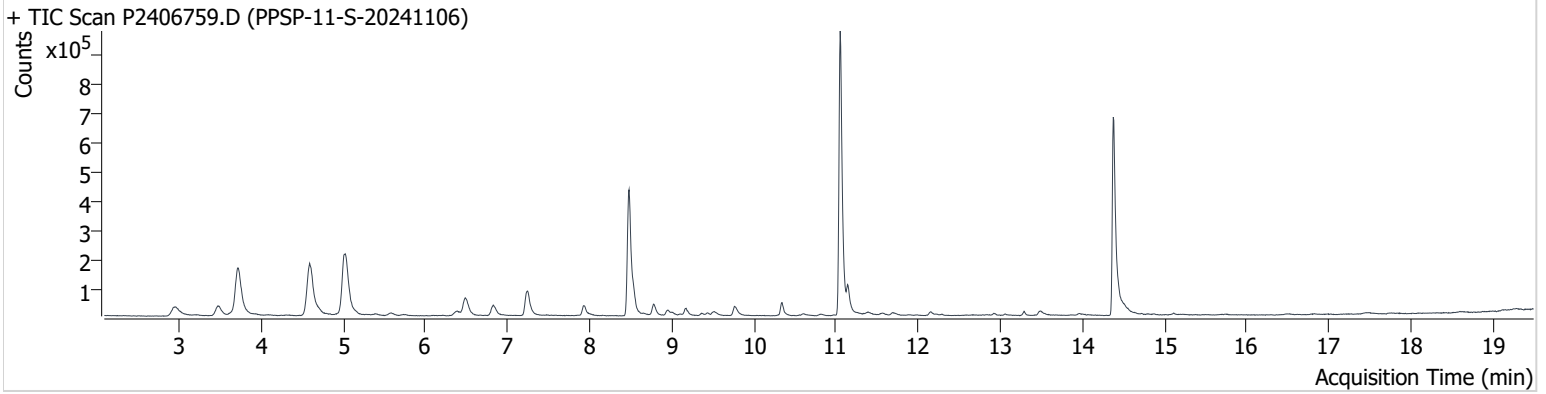


+ Scan (13.913-14.112 min, 33 scans) P2406758.D



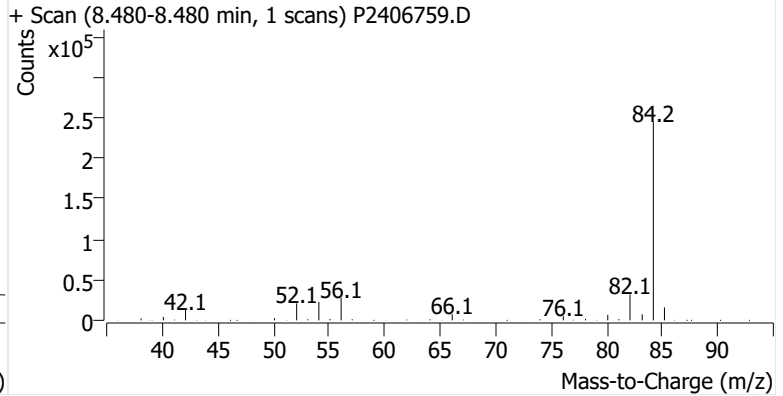
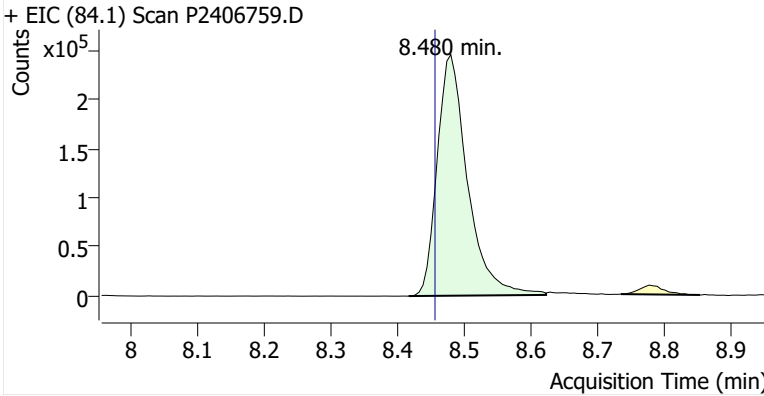
Name PPSP-11-S-20241106
Comment B50892
Data File P2406759.D
Acq. Date-Time 11/21/2024 10:29:57 PM
Acq. Method File M325B-TD35
Tube Sorbent Carbopack X
Analyze Quant Version 12.1
Report Quant Version 12.1

Sample Chromatogram

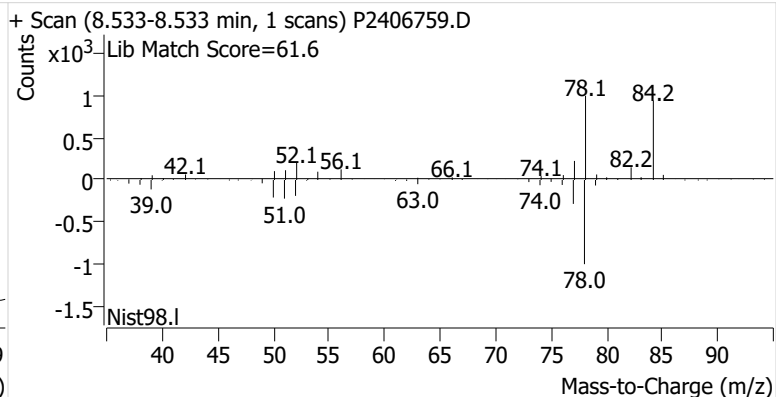
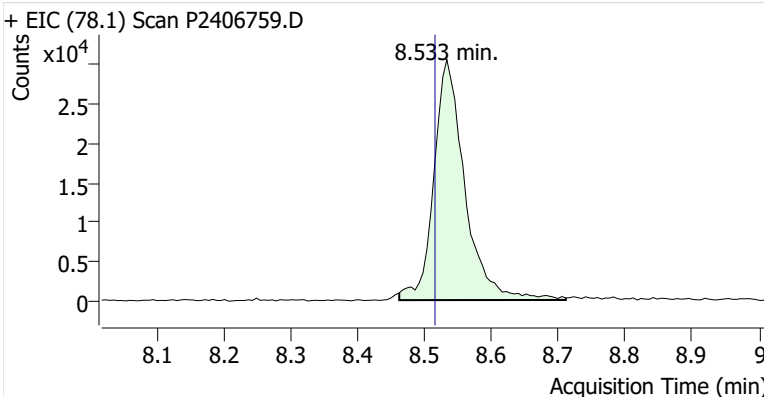


Name	ISTD	RT	ICAL RT	Resp.	Int. Flag
benzene-d6 (IS)		8.480	8.456	771,704	
Benzene	benzene-d6 (IS)	8.533	8.515	98,679	
Toluene-d8 (IS)		11.050	11.032	1,108,897	
Toluene	Toluene-d8 (IS)	11.144	11.121	91,890	
Ethylbenzene	Toluene-d8 (IS)	13.287	13.252	14,183	
m-/p-Xylene	Toluene-d8 (IS)	13.483	13.459	26,906	
o-Xylene	Toluene-d8 (IS)	13.958	13.922	9,543	

benzene-d6 (IS)

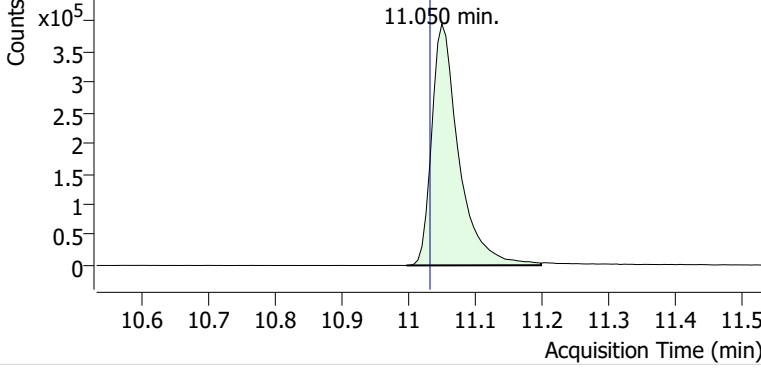


Benzene

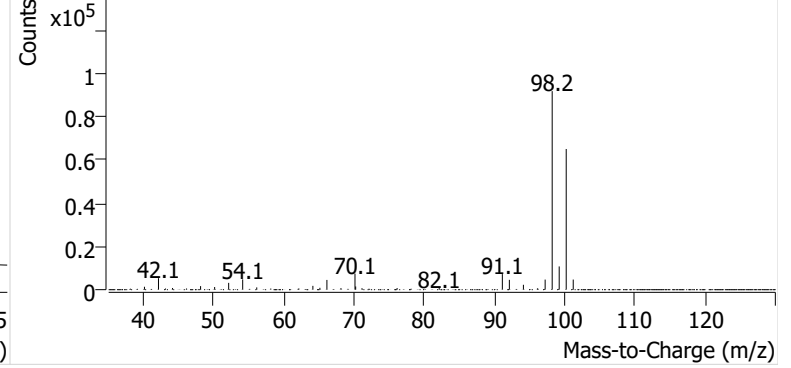


Toluene-d8 (IS)

+ EIC (98.1) Scan P2406759.D

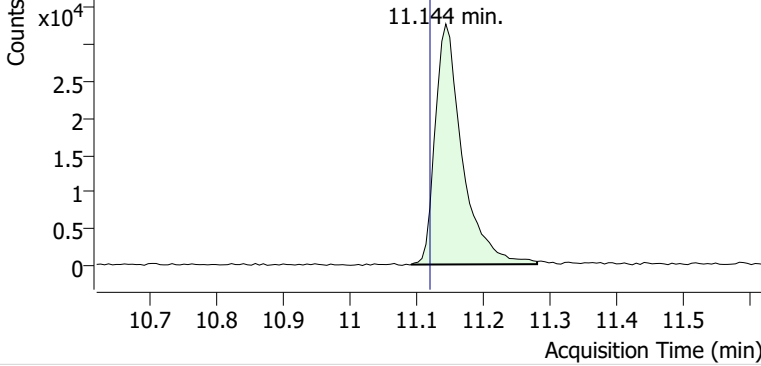


+ Scan (10.996-11.198 min, 34 scans) P2406759.D

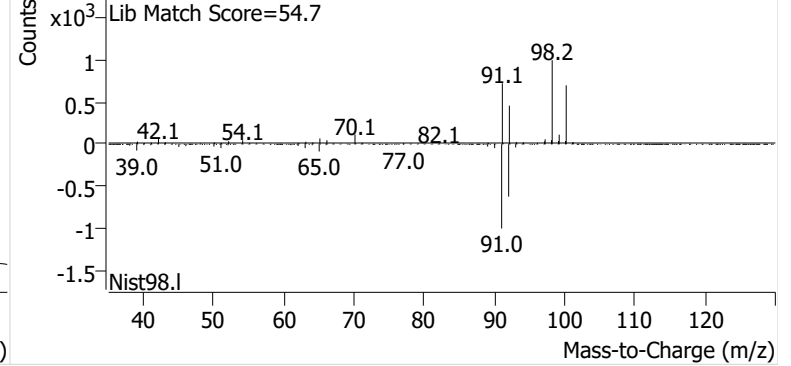


Toluene

+ EIC (91.1) Scan P2406759.D

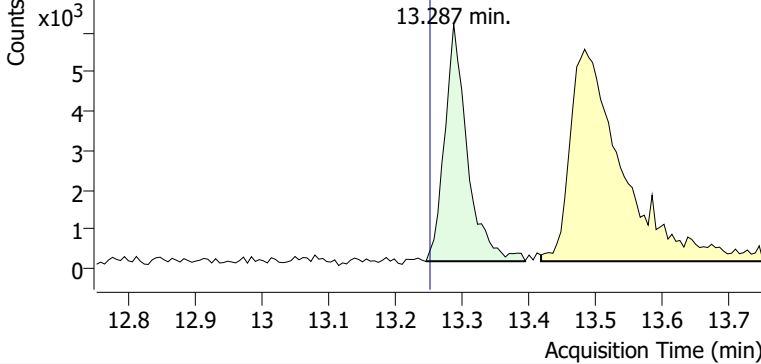


+ Scan (11.092-11.281 min, 32 scans) P2406759.D

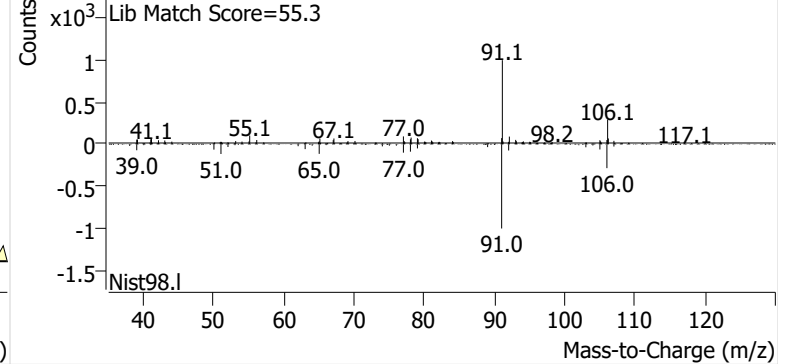


Ethylbenzene

+ EIC (91.1) Scan P2406759.D

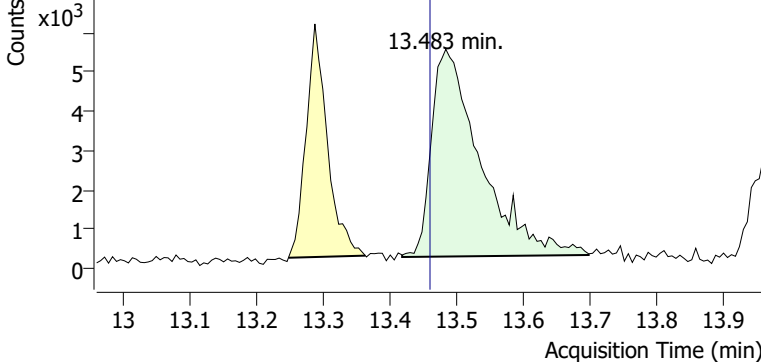


+ Scan (13.246-13.394 min, 25 scans) P2406759.D

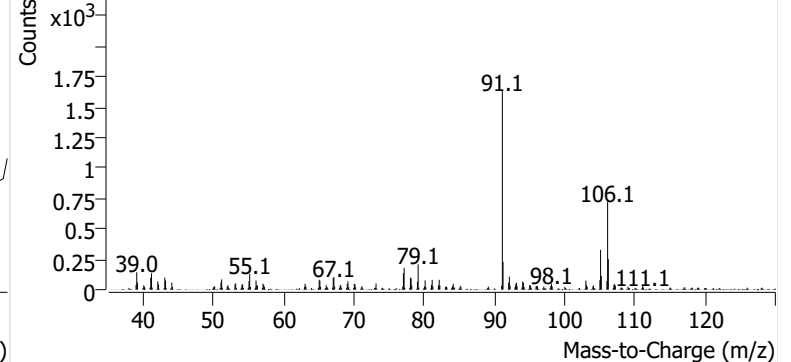


m-/p-Xylene

+ EIC (91.1) Scan P2406759.D

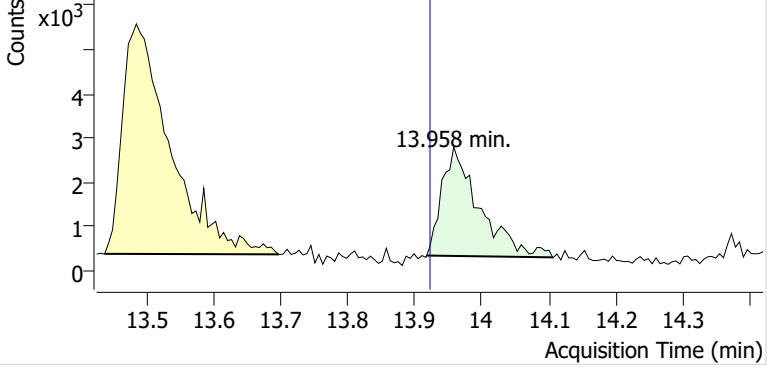


+ Scan (13.418-13.697 min, 48 scans) P2406759.D

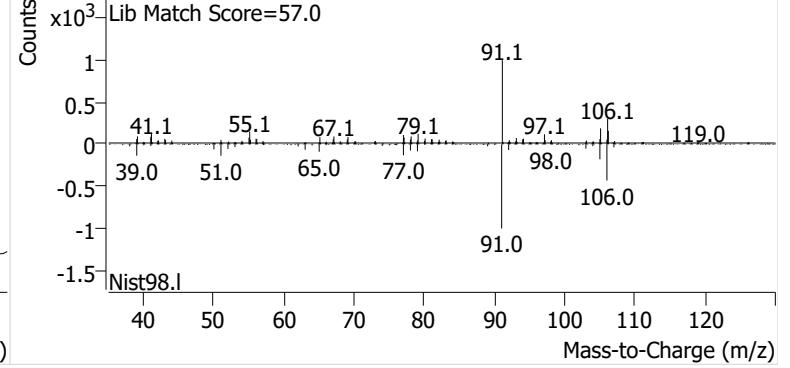


o-Xylene

+ EIC (91.1) Scan P2406759.D

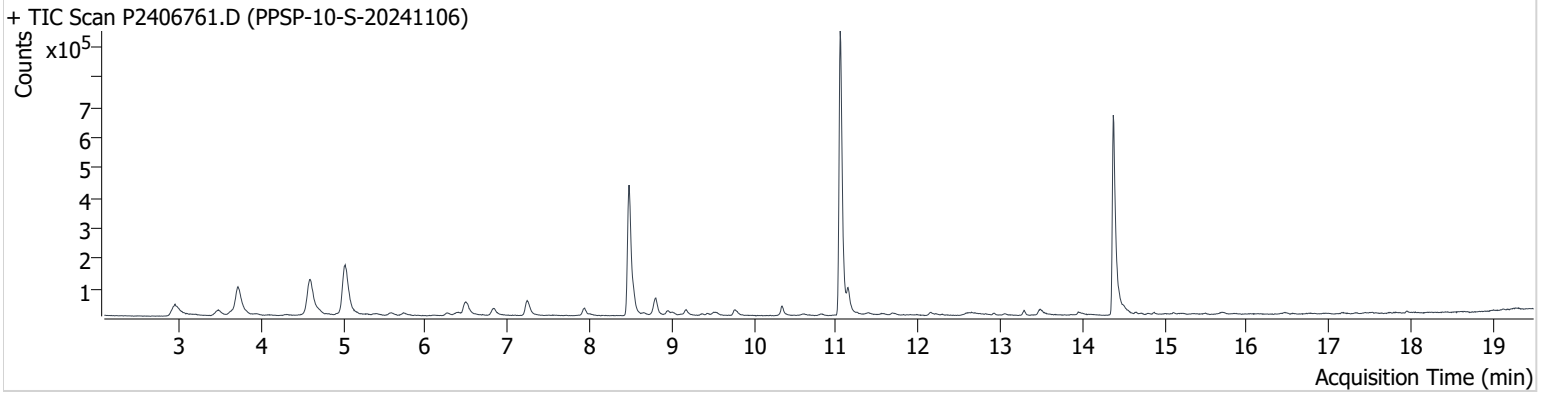


+ Scan (13.917-14.106 min, 31 scans) P2406759.D



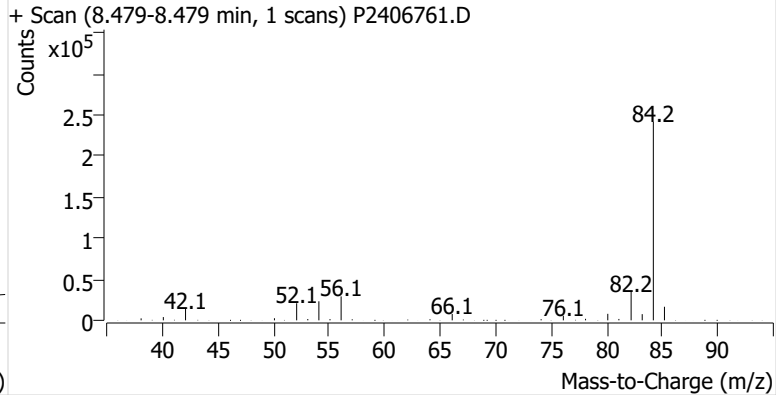
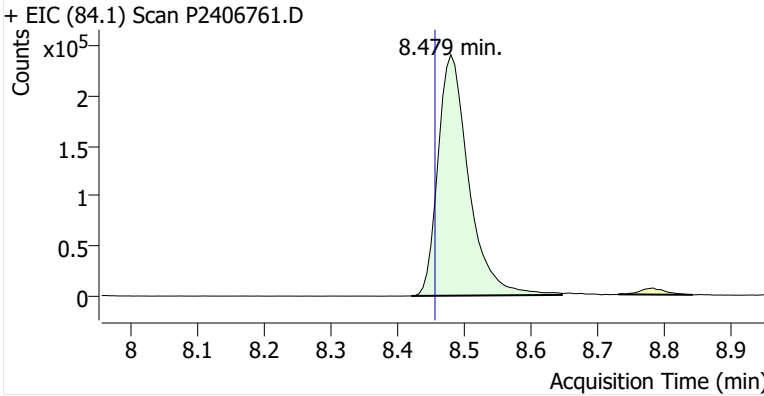
Name PPSP-10-S-20241106
Comment C53542
Data File P2406761.D
Acq. Date-Time 11/21/2024 11:45:01 PM
Acq. Method File M325B-TD35
Tube Sorbent Carbopack X
Analyze Quant Version 12.1
Report Quant Version 12.1

Sample Chromatogram

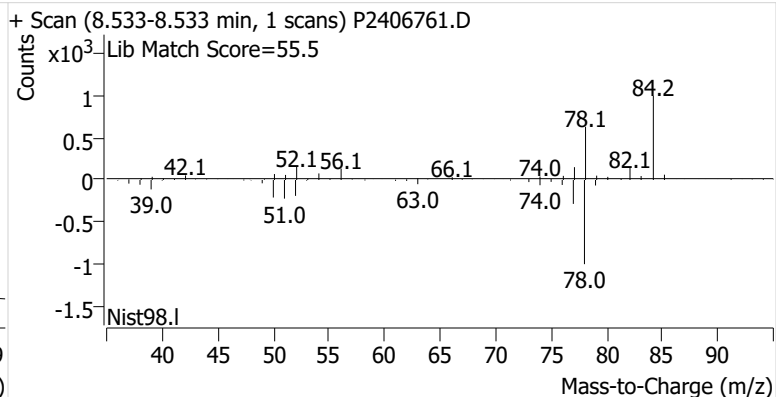
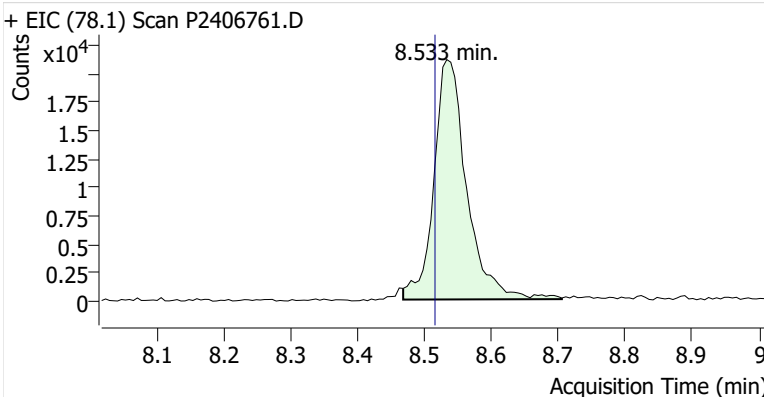


Name	ISTD	RT	ICAL RT	Resp.	Int. Flag
benzene-d6 (IS)		8.479	8.456	771,886	
Benzene	benzene-d6 (IS)	8.533	8.515	71,818	
Toluene-d8 (IS)		11.049	11.032	1,068,595	
Toluene	Toluene-d8 (IS)	11.144	11.121	84,713	
Ethylbenzene	Toluene-d8 (IS)	13.287	13.252	15,150	
m-/p-Xylene	Toluene-d8 (IS)	13.483	13.459	34,705	
o-Xylene	Toluene-d8 (IS)	13.952	13.922	15,443	

benzene-d6 (IS)

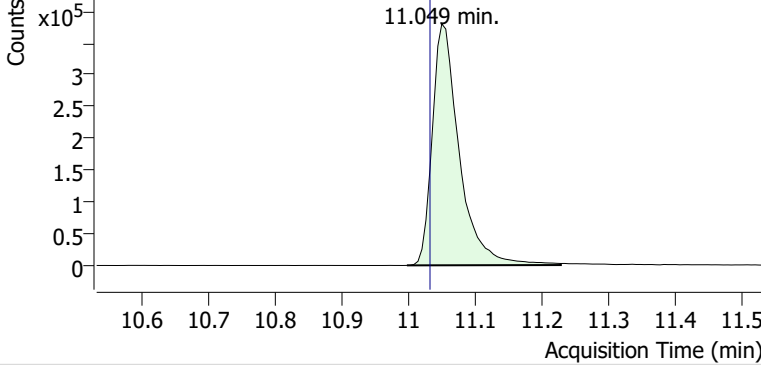


Benzene

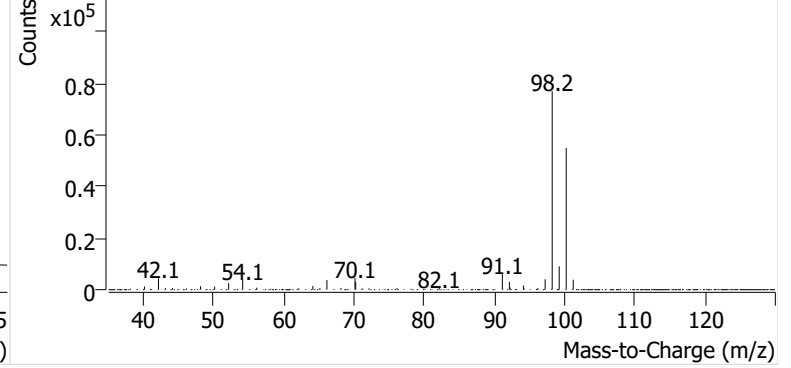


Toluene-d8 (IS)

+ EIC (98.1) Scan P2406761.D

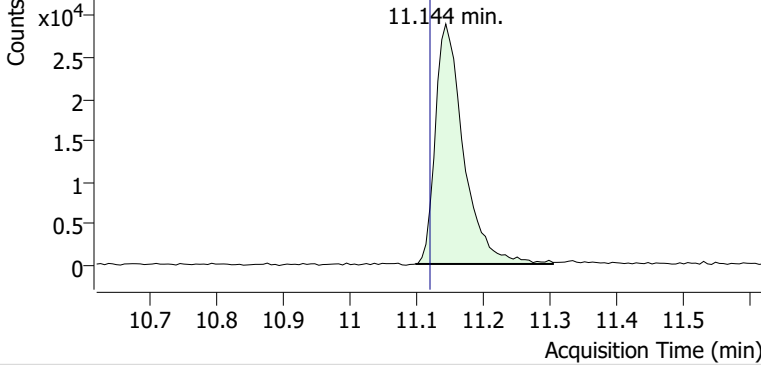


+ Scan (10.997-11.228 min, 39 scans) P2406761.D

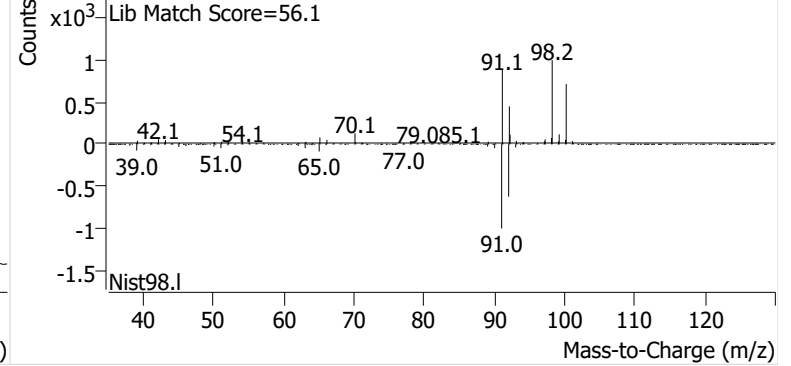


Toluene

+ EIC (91.1) Scan P2406761.D

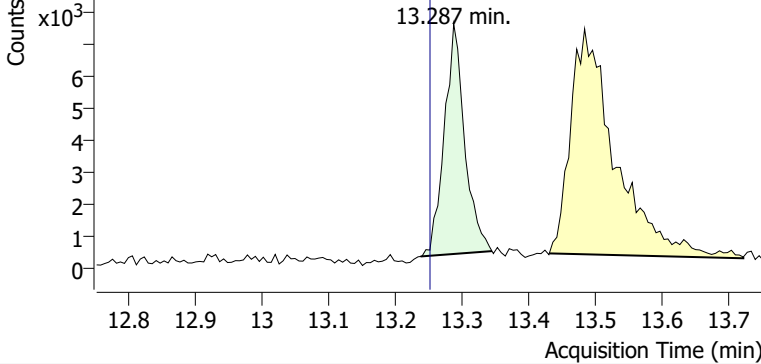


+ Scan (11.099-11.305 min, 35 scans) P2406761.D

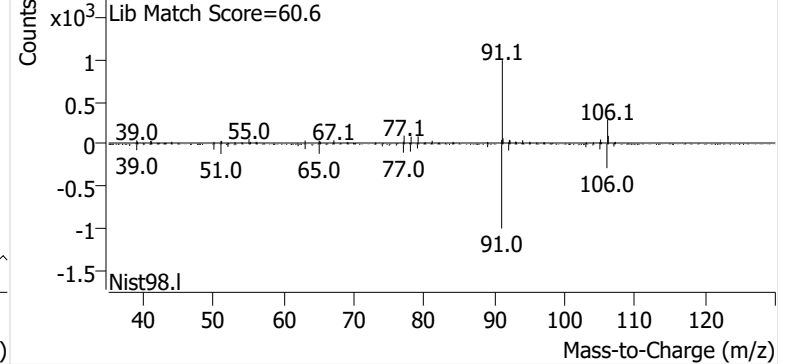


Ethylbenzene

+ EIC (91.1) Scan P2406761.D

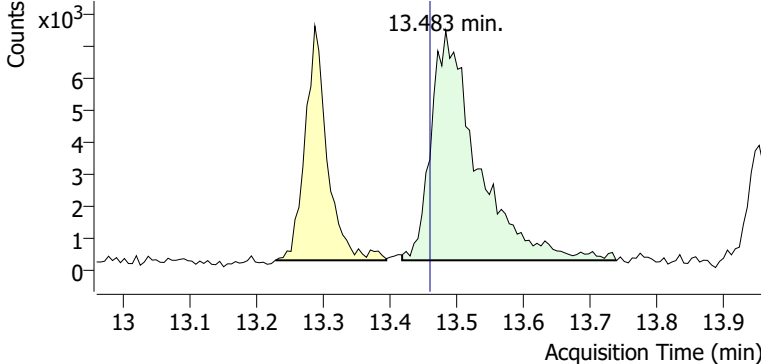


+ Scan (13.237-13.344 min, 18 scans) P2406761.D

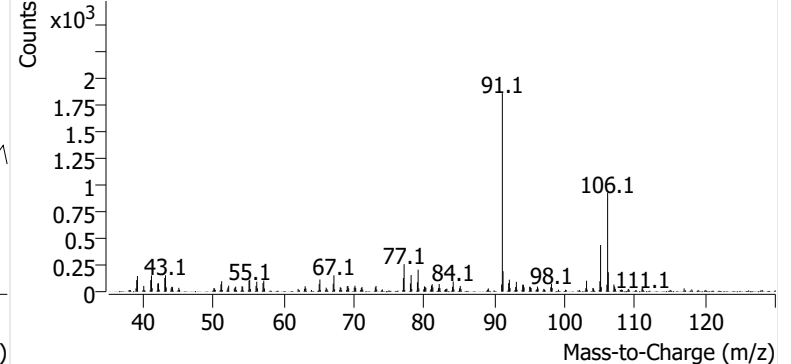


m-/p-Xylene

+ EIC (91.1) Scan P2406761.D

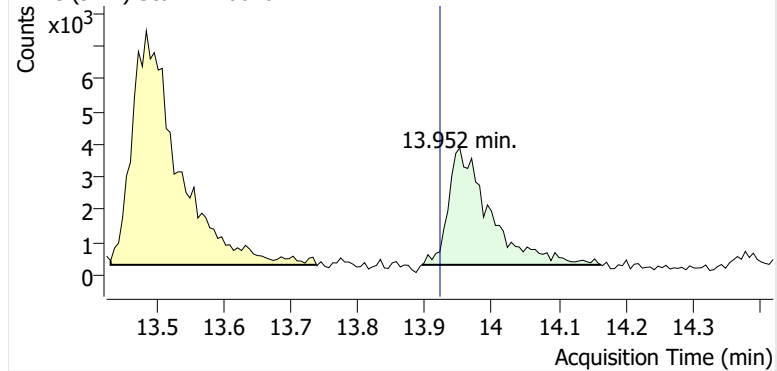


+ Scan (13.418-13.738 min, 54 scans) P2406761.D

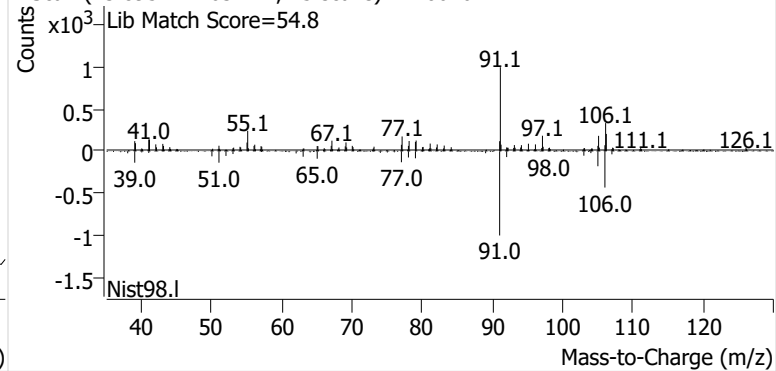


o-Xylene

+ EIC (91.1) Scan P2406761.D

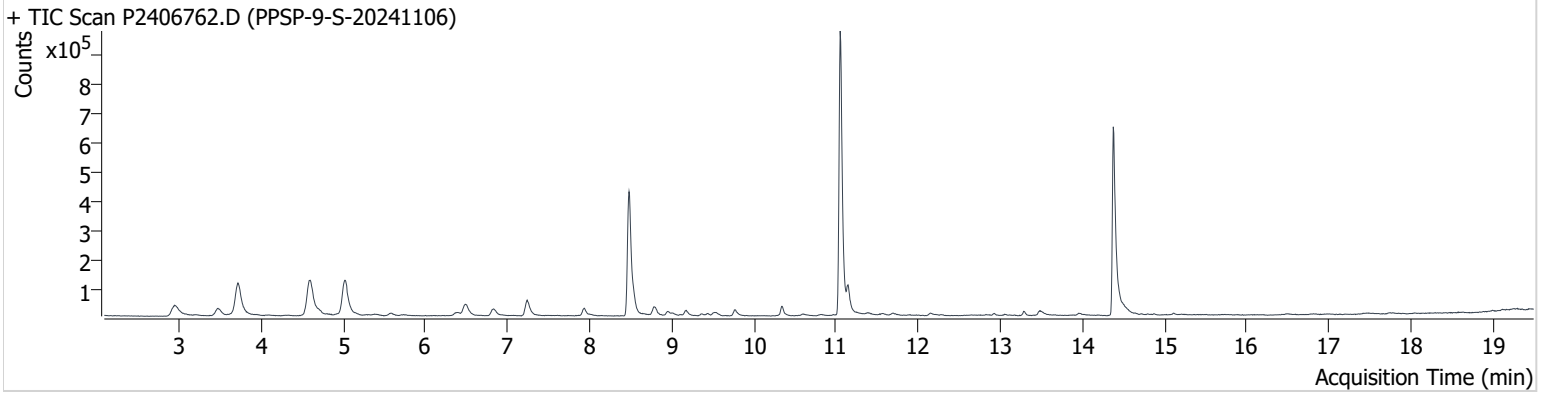


+ Scan (13.895-14.163 min, 45 scans) P2406761.D



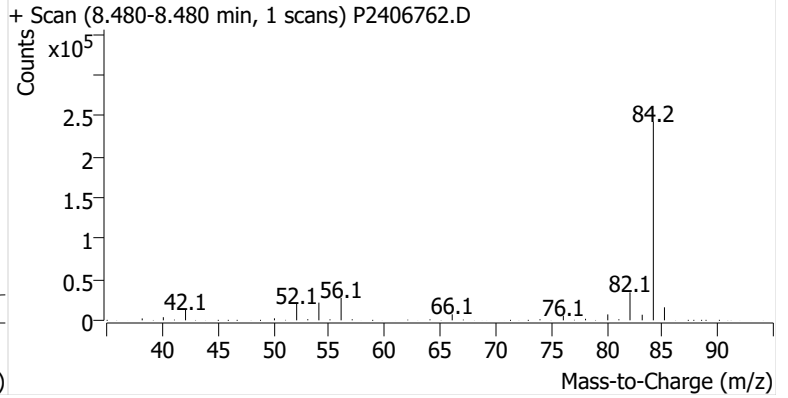
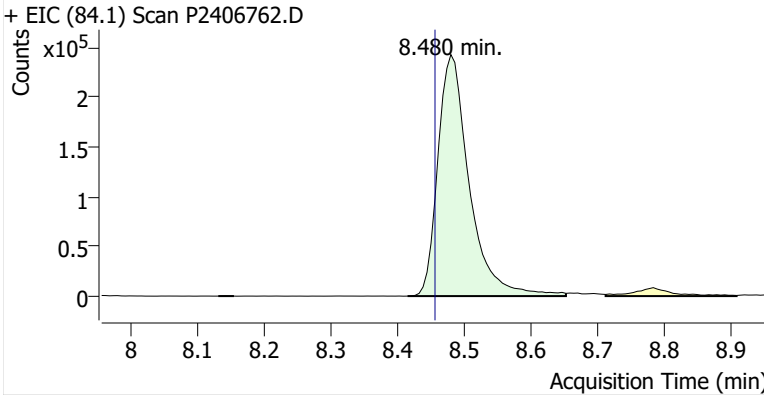
Name PPSP-9-S-20241106
Comment B29802
Data File P2406762.D
Acq. Date-Time 11/22/2024 12:22:17 AM
Acq. Method File M325B-TD35
Tube Sorbent Carbopack X
Analyze Quant Version 12.1
Report Quant Version 12.1

Sample Chromatogram

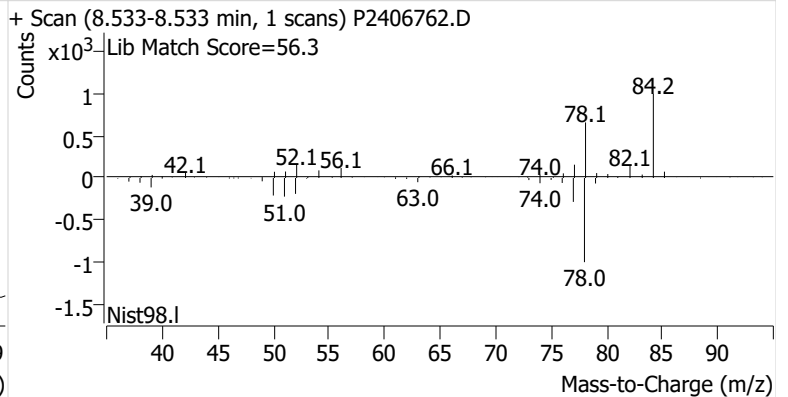
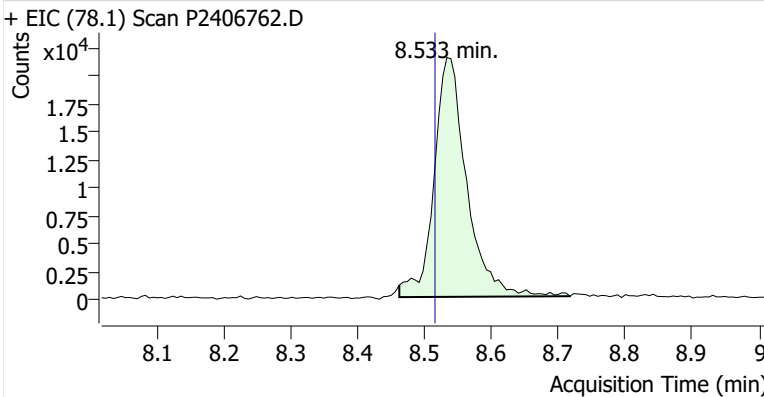


Name	ISTD	RT	ICAL RT	Resp.	Int. Flag
benzene-d6 (IS)		8.480	8.456	790,963	
Benzene	benzene-d6 (IS)	8.533	8.515	73,173	
Toluene-d8 (IS)		11.050	11.032	1,107,444	
Toluene	Toluene-d8 (IS)	11.145	11.121	95,882	
Ethylbenzene	Toluene-d8 (IS)	13.287	13.252	13,640	
m-/p-Xylene	Toluene-d8 (IS)	13.477	13.459	25,255	
o-Xylene	Toluene-d8 (IS)	13.952	13.922	11,507	

benzene-d6 (IS)

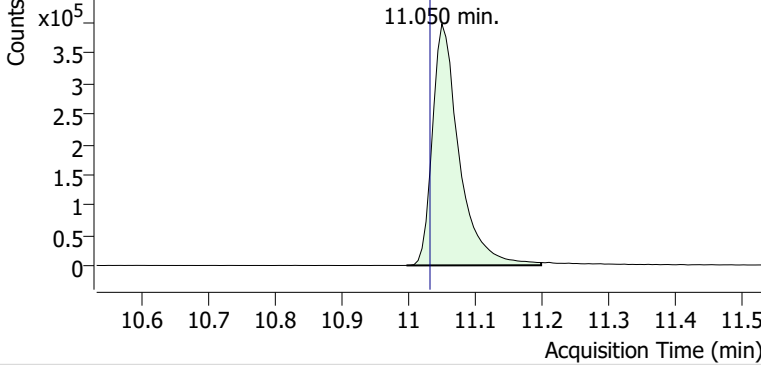


Benzene

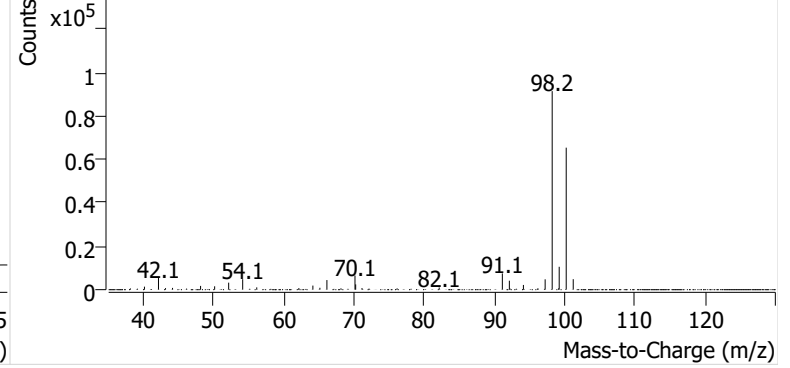


Toluene-d8 (IS)

+ EIC (98.1) Scan P2406762.D

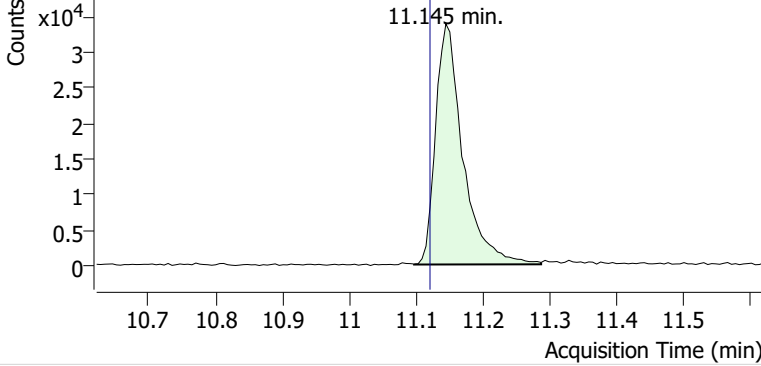


+ Scan (10.997-11.198 min, 34 scans) P2406762.D

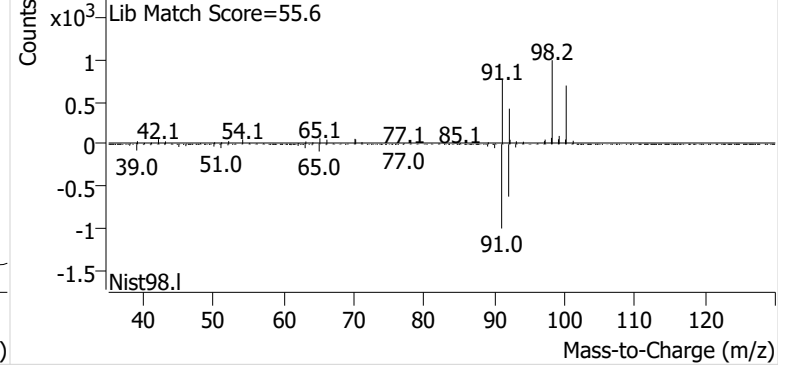


Toluene

+ EIC (91.1) Scan P2406762.D

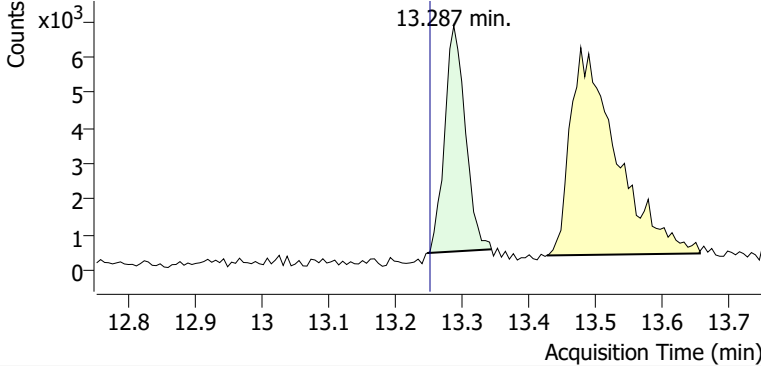


+ Scan (11.097-11.287 min, 33 scans) P2406762.D

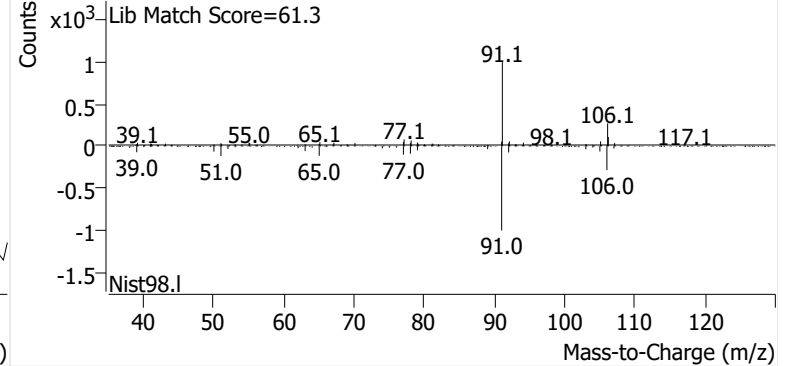


Ethylbenzene

+ EIC (91.1) Scan P2406762.D

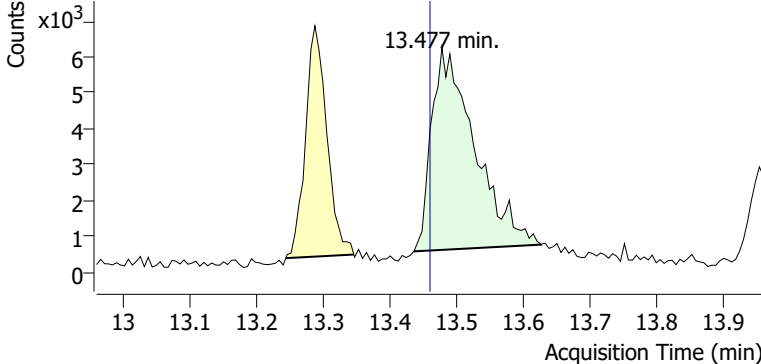


+ Scan (13.247-13.344 min, 16 scans) P2406762.D

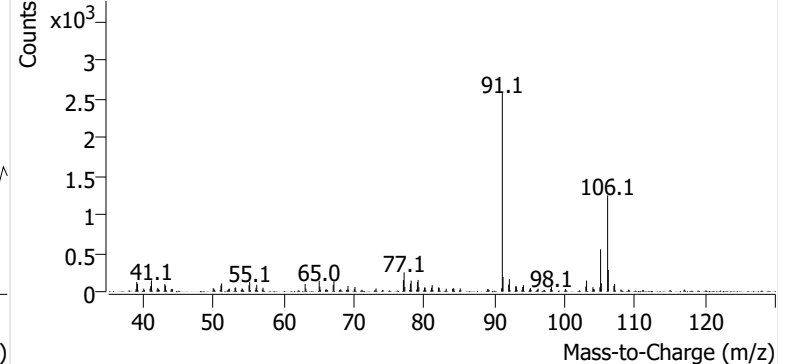


m-/p-Xylene

+ EIC (91.1) Scan P2406762.D

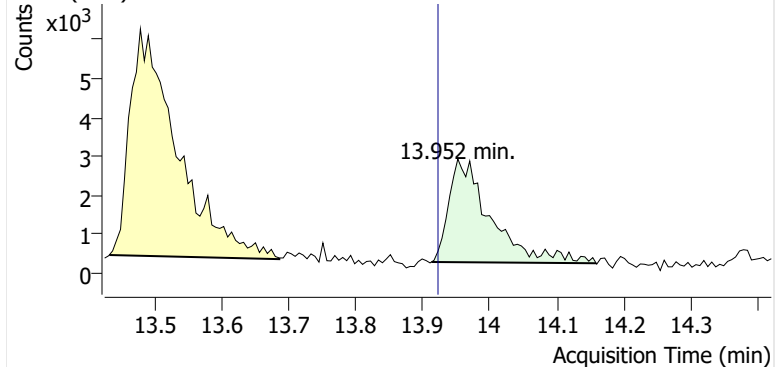


+ Scan (13.435-13.626 min, 33 scans) P2406762.D

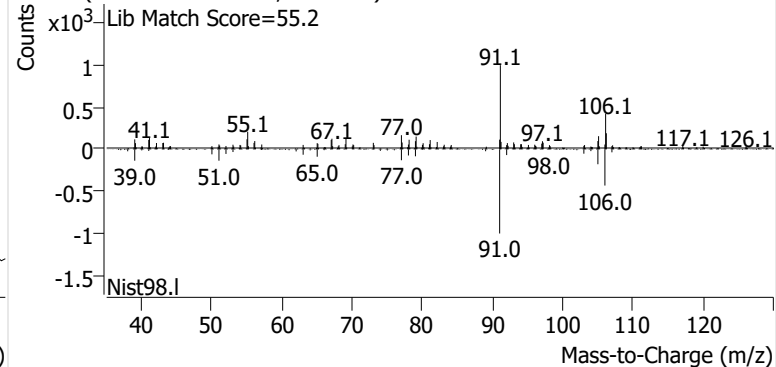


o-Xylene

+ EIC (91.1) Scan P2406762.D

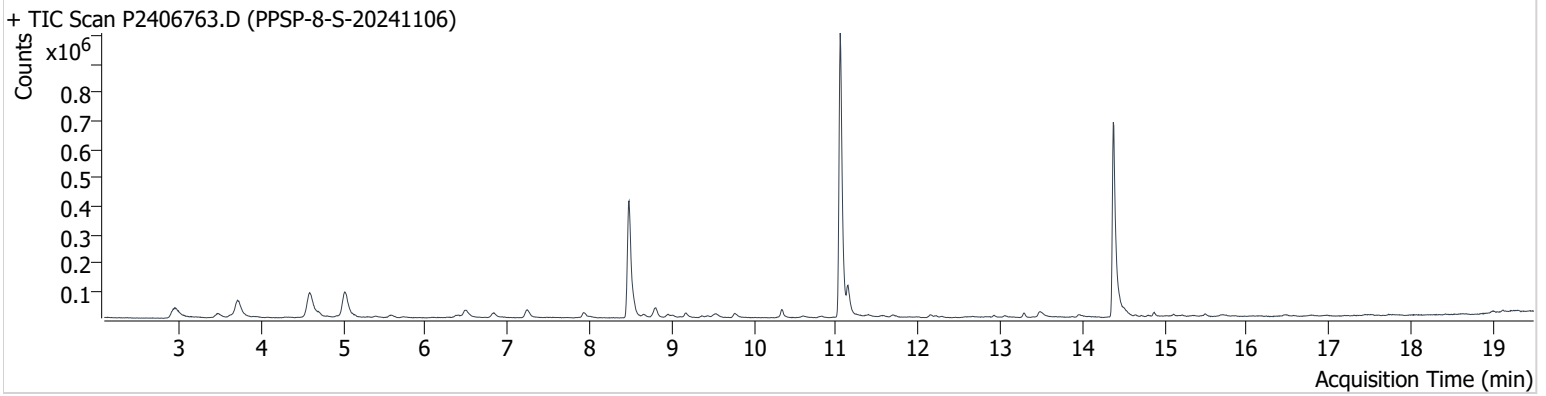


+ Scan (13.912-14.159 min, 41 scans) P2406762.D



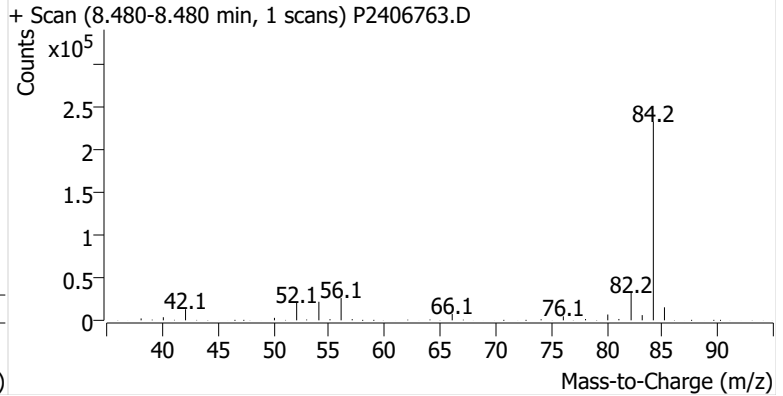
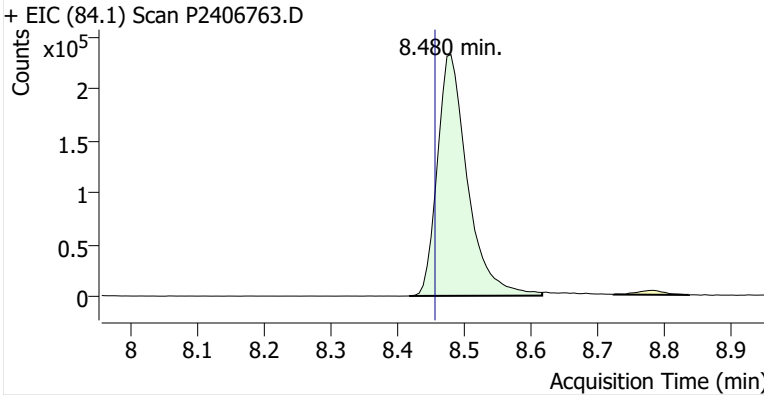
Name PPSP-8-S-20241106
Comment C32884
Data File P2406763.D
Acq. Date-Time 11/22/2024 12:59:52 AM
Acq. Method File M325B-TD35
Tube Sorbent Carbopack X
Analyze Quant Version 12.1
Report Quant Version 12.1

Sample Chromatogram

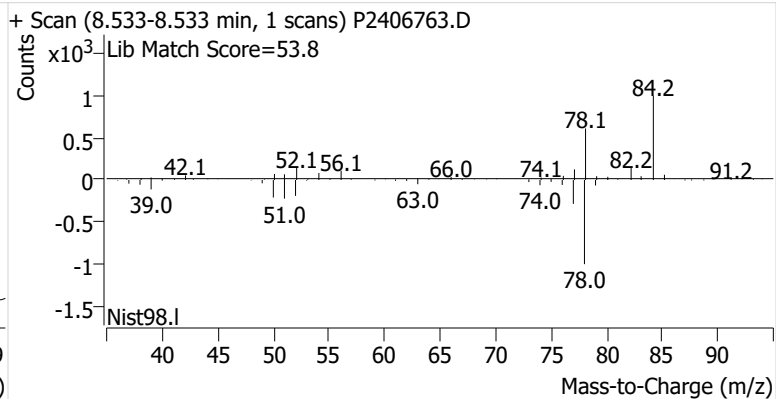
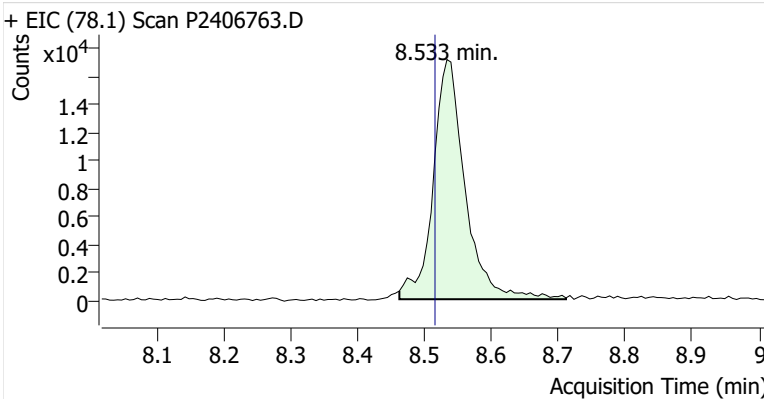


Name	ISTD	RT	ICAL RT	Resp.	Int. Flag
benzene-d6 (IS)		8.480	8.456	730,020	
Benzene	benzene-d6 (IS)	8.533	8.515	56,807	
Toluene-d8 (IS)		11.050	11.032	1,113,154	
Toluene	Toluene-d8 (IS)	11.145	11.121	105,110	
Ethylbenzene	Toluene-d8 (IS)	13.287	13.252	16,661	
m-/p-Xylene	Toluene-d8 (IS)	13.483	13.459	36,650	
o-Xylene	Toluene-d8 (IS)	13.952	13.922	13,351	

benzene-d6 (IS)

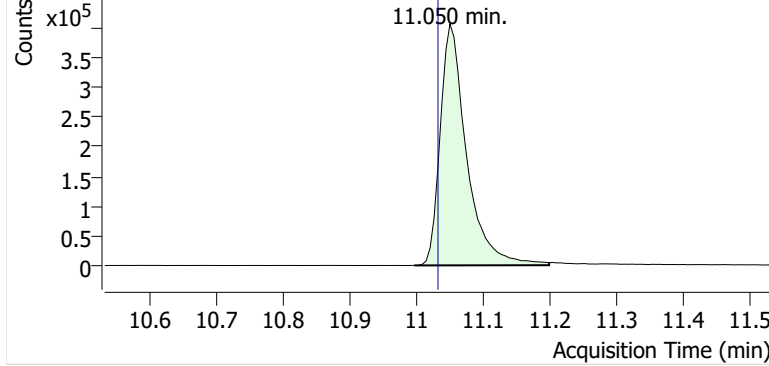


Benzene

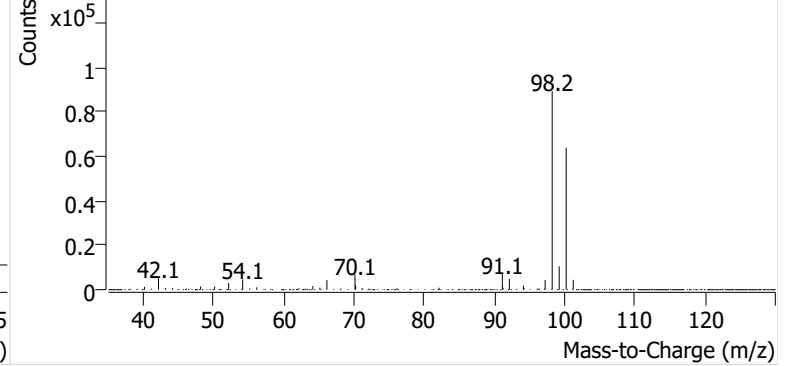


Toluene-d8 (IS)

+ EIC (98.1) Scan P2406763.D

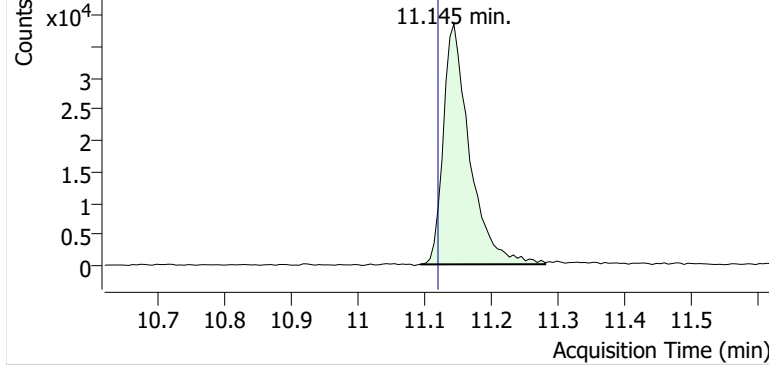


+ Scan (10.996-11.198 min, 35 scans) P2406763.D

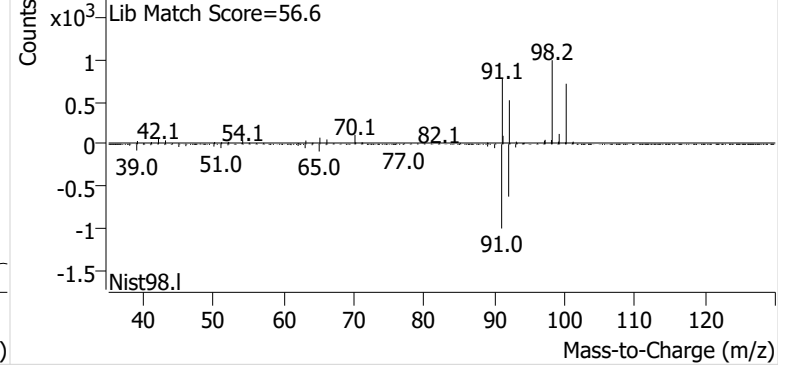


Toluene

+ EIC (91.1) Scan P2406763.D

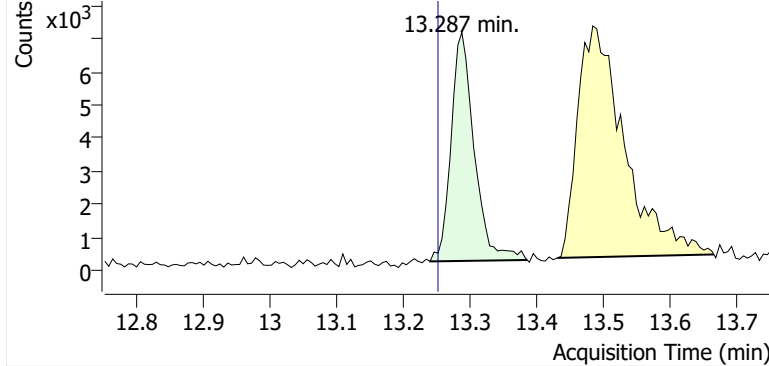


+ Scan (11.094-11.281 min, 32 scans) P2406763.D

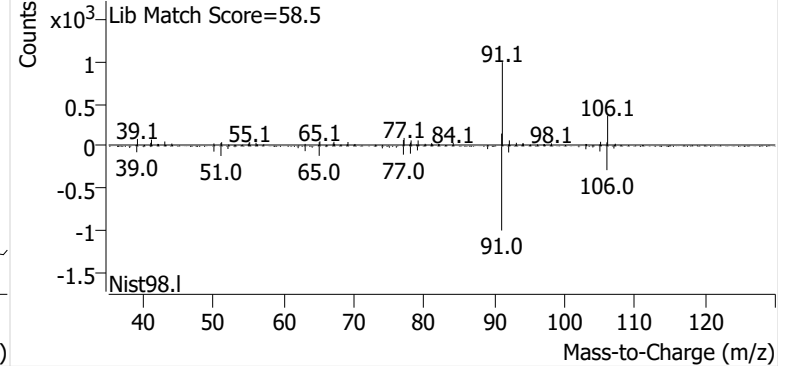


Ethylbenzene

+ EIC (91.1) Scan P2406763.D

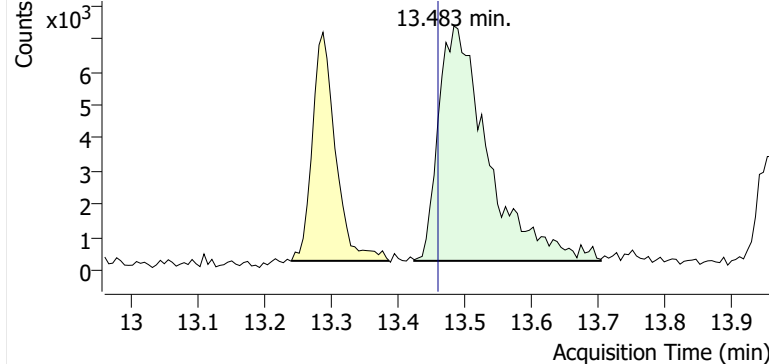


+ Scan (13.240-13.385 min, 25 scans) P2406763.D

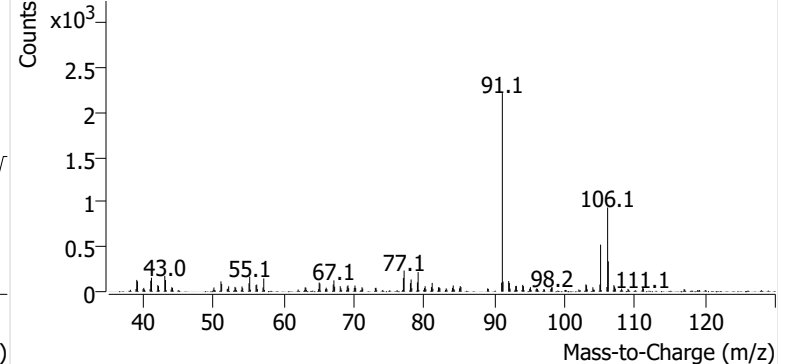


m-/p-Xylene

+ EIC (91.1) Scan P2406763.D

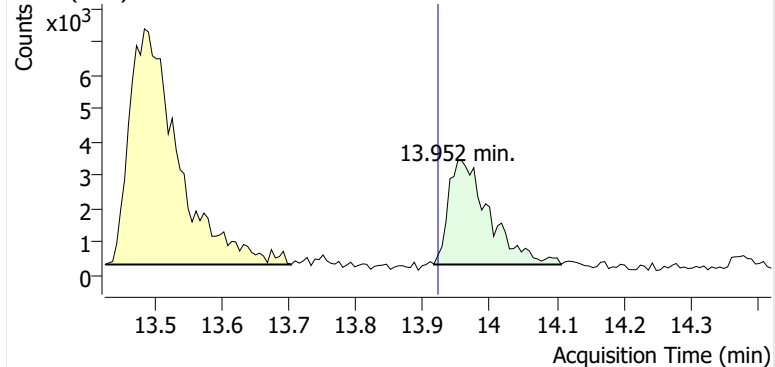


+ Scan (13.424-13.703 min, 48 scans) P2406763.D

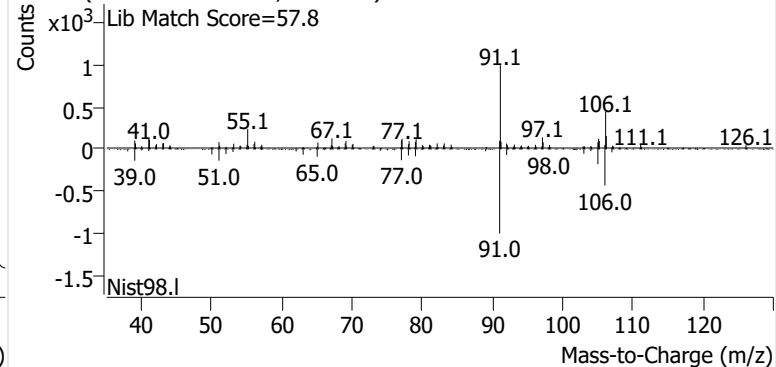


o-Xylene

+ EIC (91.1) Scan P2406763.D

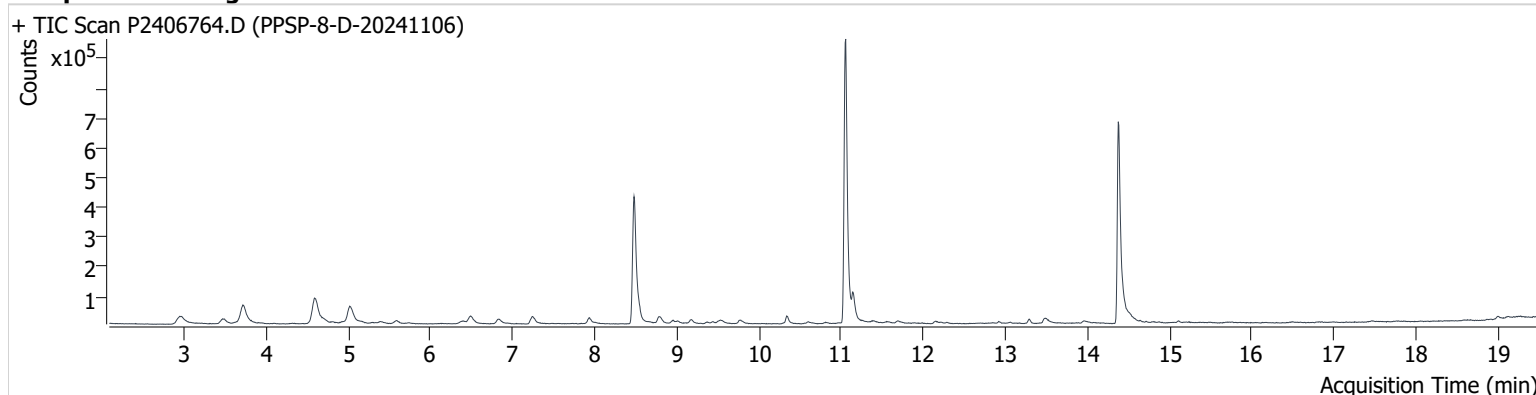


+ Scan (13.916-14.106 min, 33 scans) P2406763.D



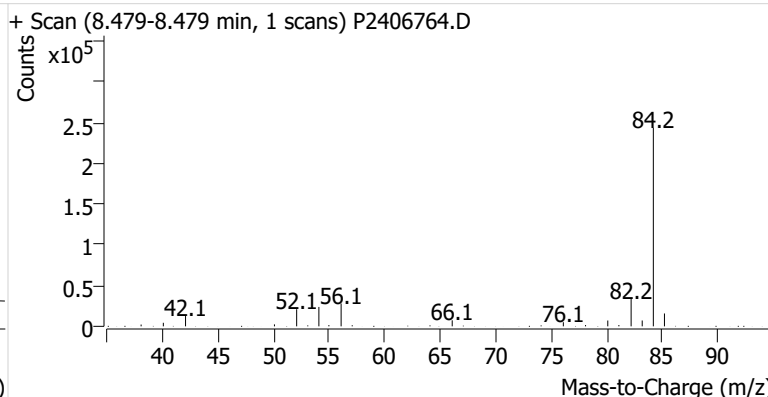
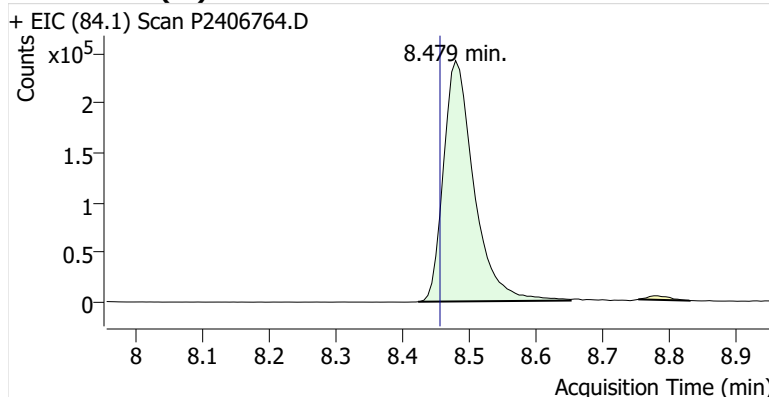
Name PPSP-8-D-20241106
Comment B19165
Data File P2406764.D
Acq. Date-Time 11/22/2024 1:37:08 AM
Acq. Method File M325B-TD35
Tube Sorbent Carbopack X
Analyze Quant Version 12.1
Report Quant Version 12.1

Sample Chromatogram

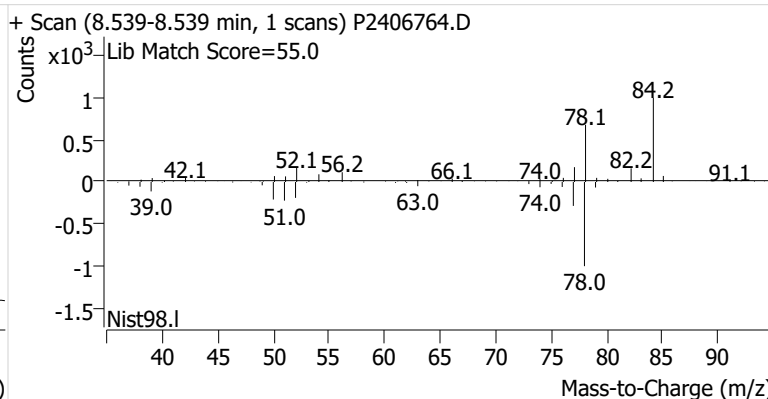
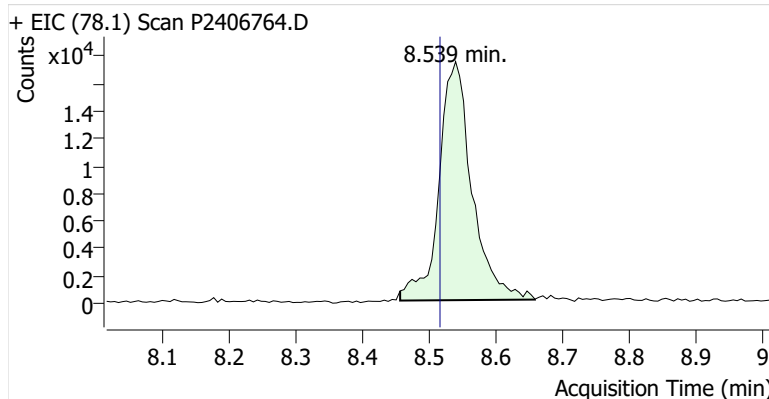


Name	ISTD	RT	ICAL RT	Resp.	Int. Flag
benzene-d6 (IS)		8.479	8.456	769,924	
Benzene	benzene-d6 (IS)	8.539	8.515	59,860	
Toluene-d8 (IS)		11.055	11.032	1,101,695	
Toluene	Toluene-d8 (IS)	11.144	11.121	97,051	
Ethylbenzene	Toluene-d8 (IS)	13.293	13.252	14,188	
m-/p-Xylene	Toluene-d8 (IS)	13.483	13.459	28,291	
o-Xylene	Toluene-d8 (IS)	13.958	13.922	13,007	

benzene-d6 (IS)

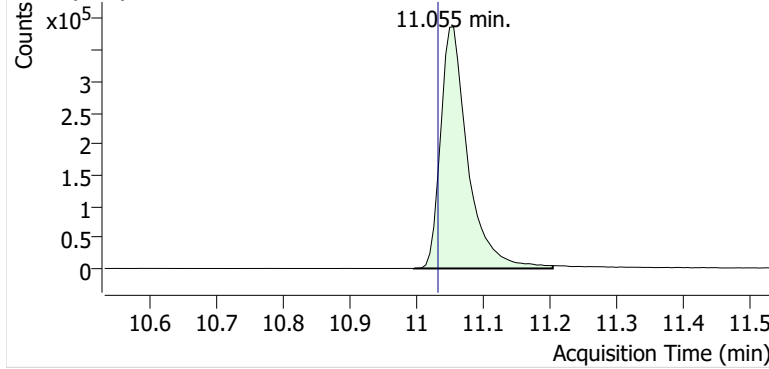


Benzene

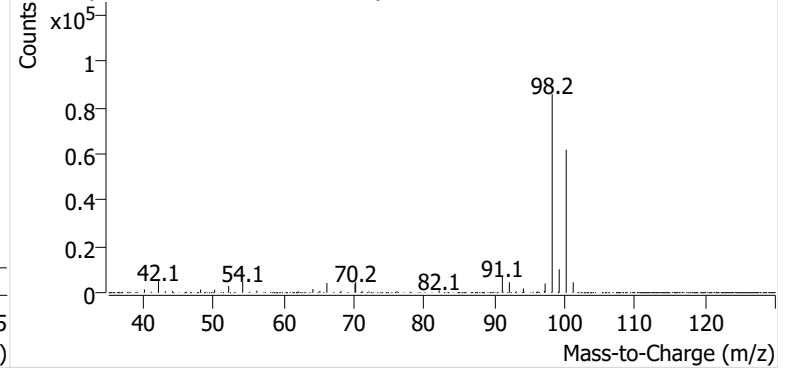


Toluene-d8 (IS)

+ EIC (98.1) Scan P2406764.D

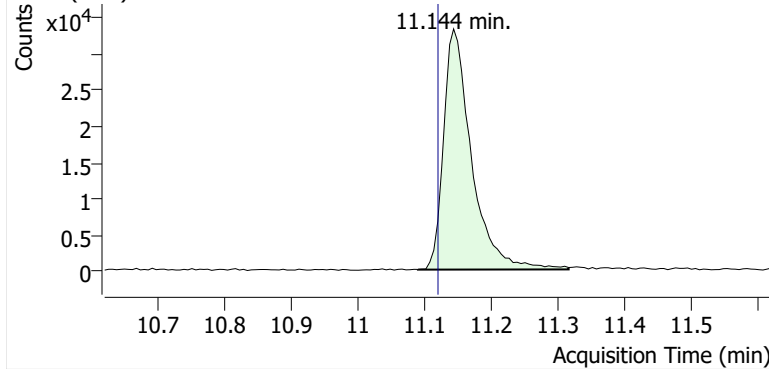


+ Scan (10.996-11.204 min, 36 scans) P2406764.D

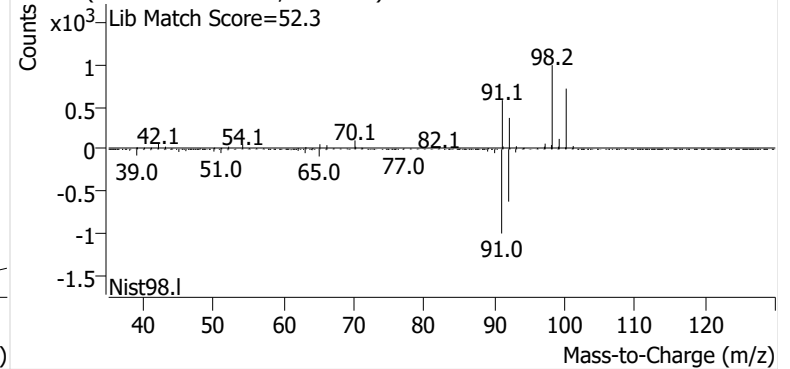


Toluene

+ EIC (91.1) Scan P2406764.D

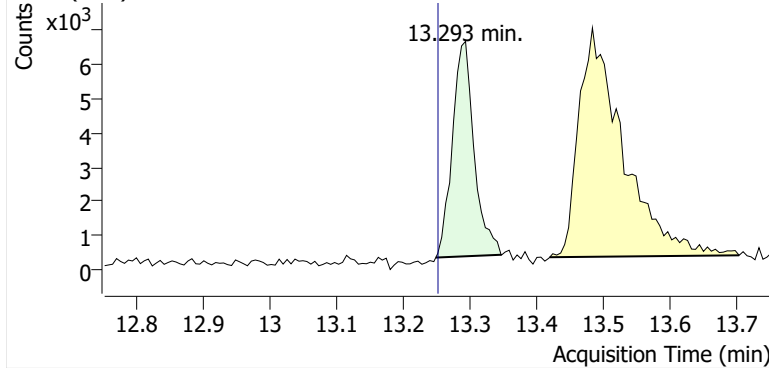


+ Scan (11.091-11.316 min, 39 scans) P2406764.D

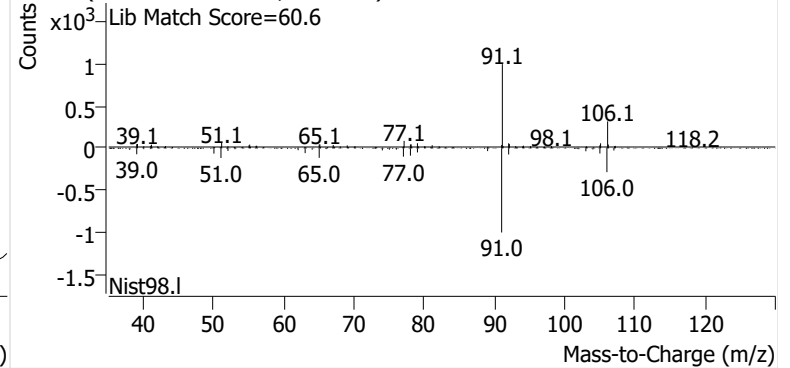


Ethylbenzene

+ EIC (91.1) Scan P2406764.D

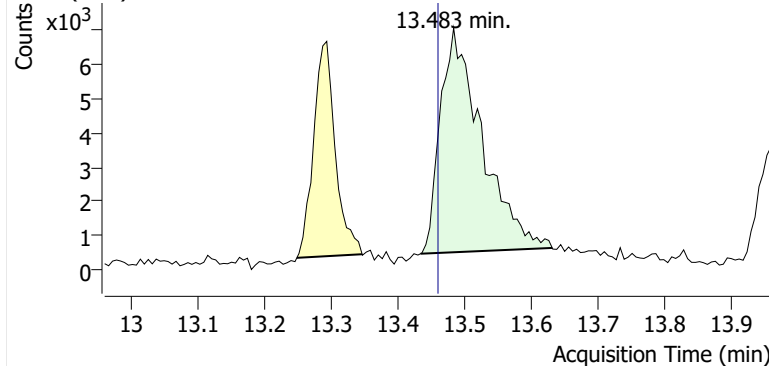


+ Scan (13.248-13.346 min, 16 scans) P2406764.D

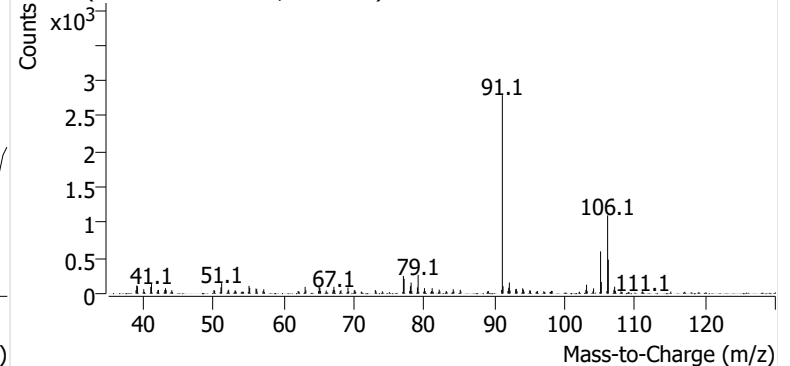


m-/p-Xylene

+ EIC (91.1) Scan P2406764.D

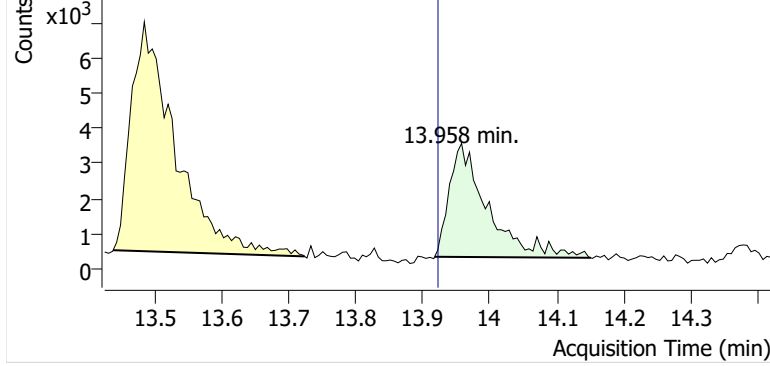


+ Scan (13.433-13.630 min, 33 scans) P2406764.D

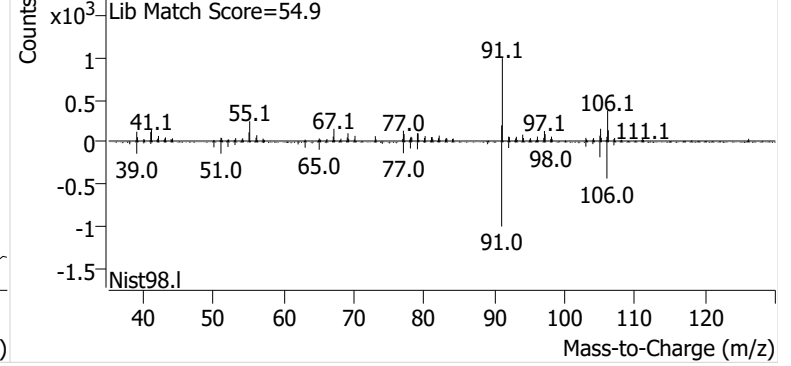


o-Xylene

+ EIC (91.1) Scan P2406764.D

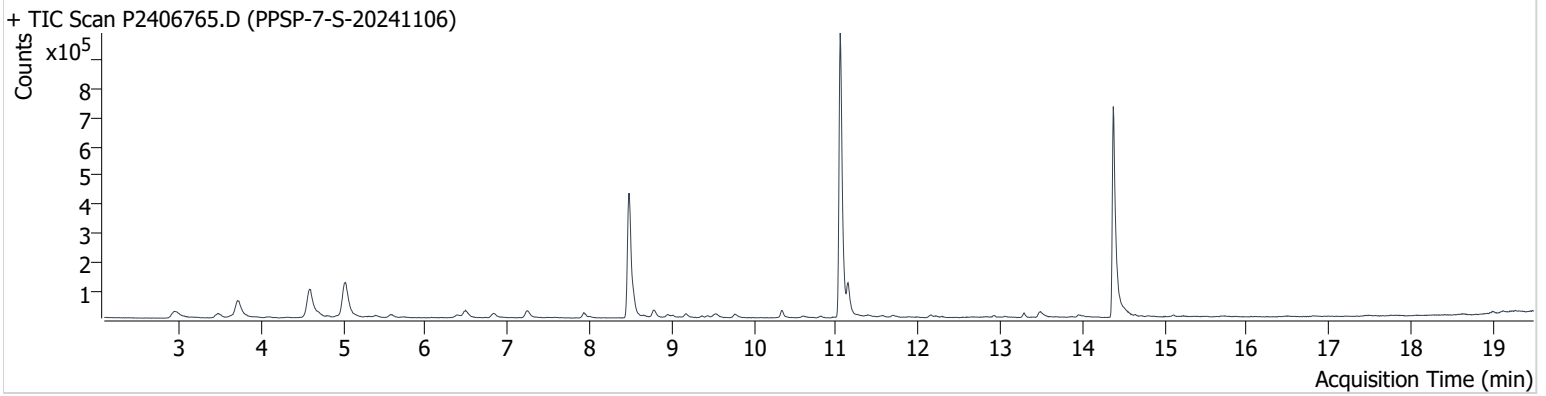


+ Scan (13.917-14.151 min, 39 scans) P2406764.D



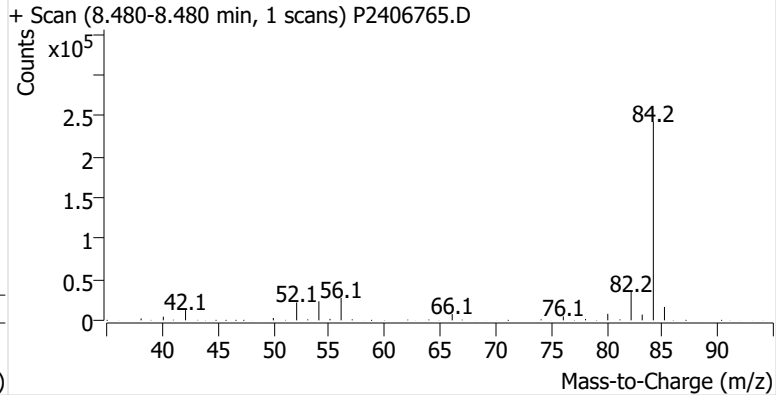
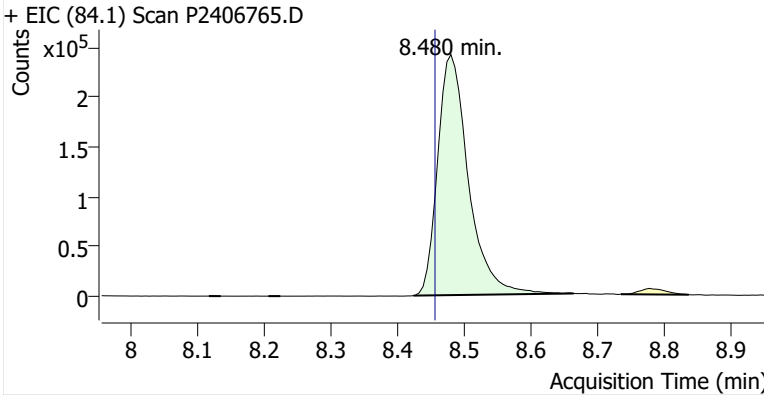
Name PPSP-7-S-20241106
Comment B10425
Data File P2406765.D
Acq. Date-Time 11/22/2024 2:14:58 AM
Acq. Method File M325B-TD35
Tube Sorbent Carbopack X
Analyze Quant Version 12.1
Report Quant Version 12.1

Sample Chromatogram

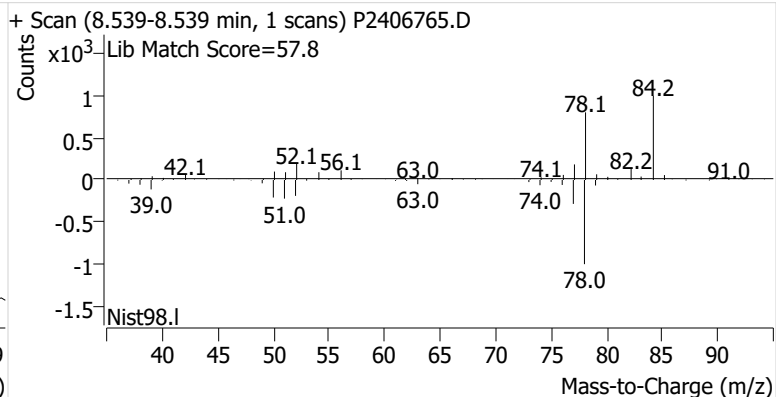
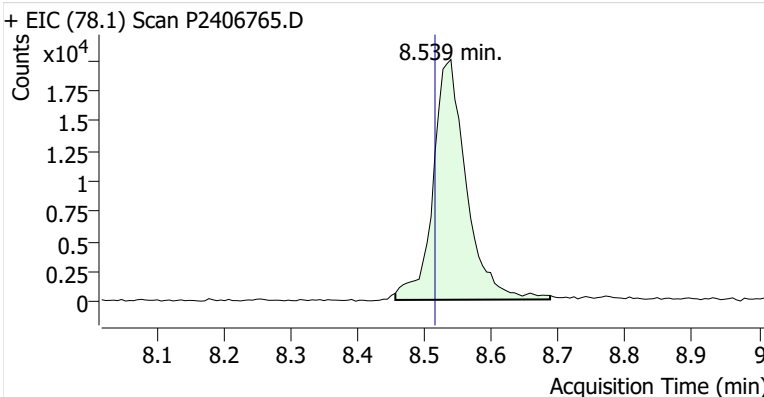


Name	ISTD	RT	ICAL RT	Resp.	Int. Flag
benzene-d6 (IS)		8.480	8.456	773,266	
Benzene	benzene-d6 (IS)	8.539	8.515	69,317	
Toluene-d8 (IS)		11.050	11.032	1,118,103	
Toluene	Toluene-d8 (IS)	11.145	11.121	111,463	
Ethylbenzene	Toluene-d8 (IS)	13.287	13.252	15,717	
m-/p-Xylene	Toluene-d8 (IS)	13.489	13.459	32,653	
o-Xylene	Toluene-d8 (IS)	13.946	13.922	13,035	

benzene-d6 (IS)

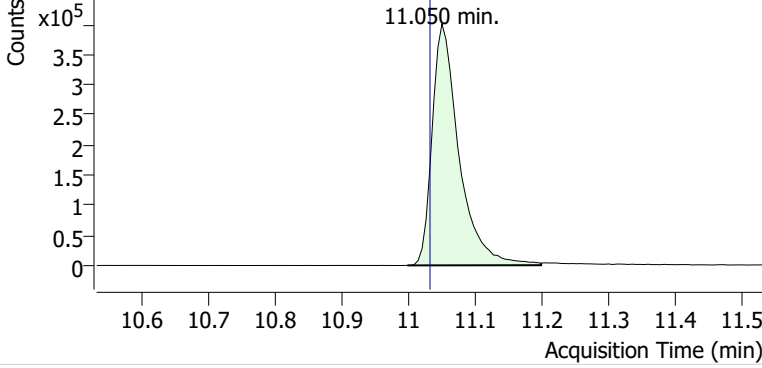


Benzene

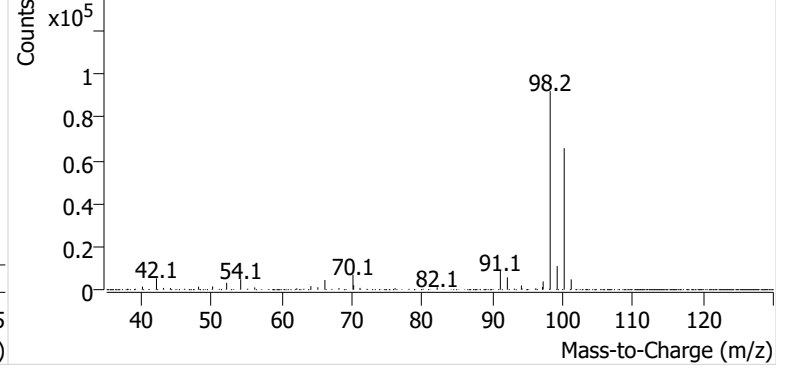


Toluene-d8 (IS)

+ EIC (98.1) Scan P2406765.D

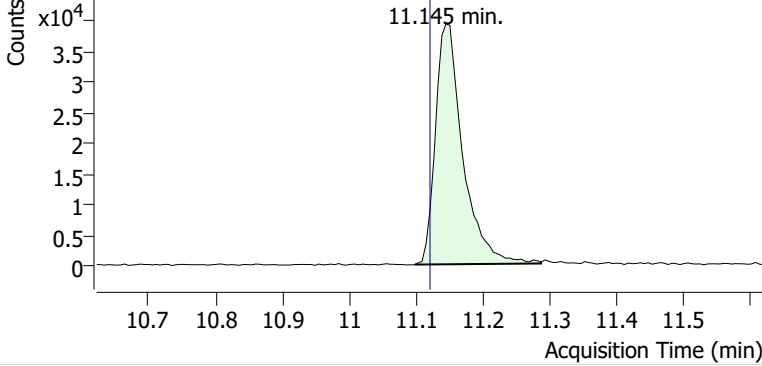


+ Scan (10.998-11.198 min, 34 scans) P2406765.D

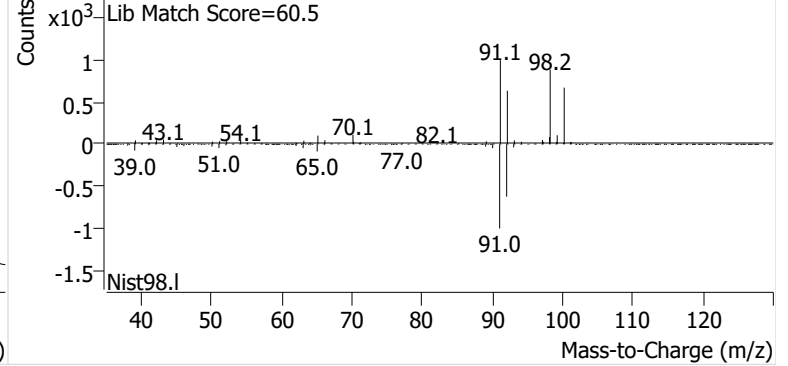


Toluene

+ EIC (91.1) Scan P2406765.D

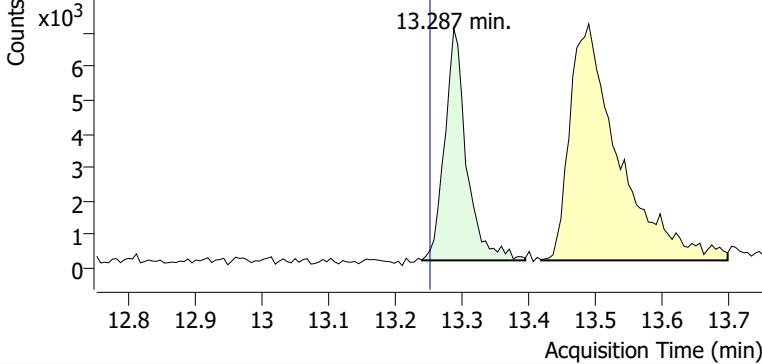


+ Scan (11.098-11.287 min, 32 scans) P2406765.D

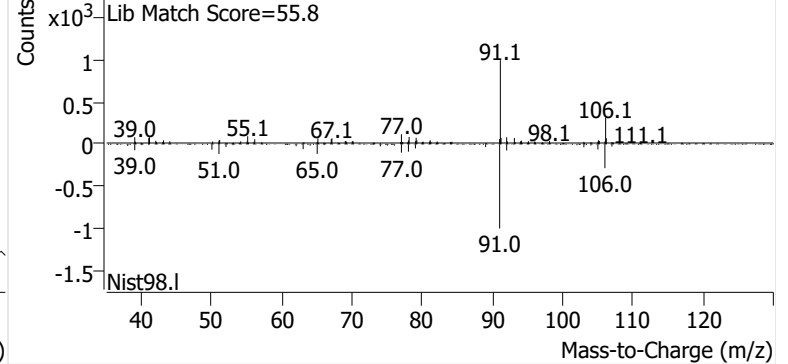


Ethylbenzene

+ EIC (91.1) Scan P2406765.D

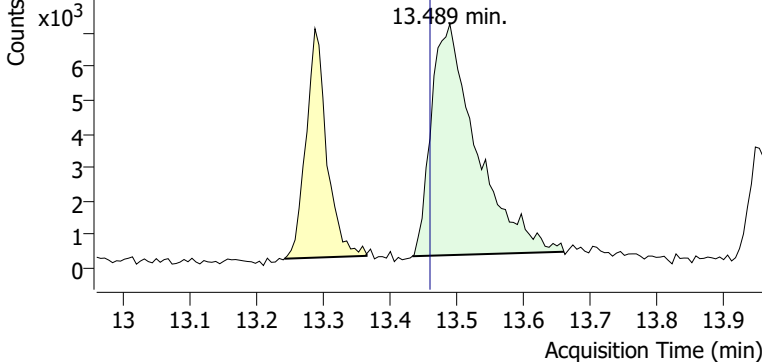


+ Scan (13.240-13.394 min, 27 scans) P2406765.D

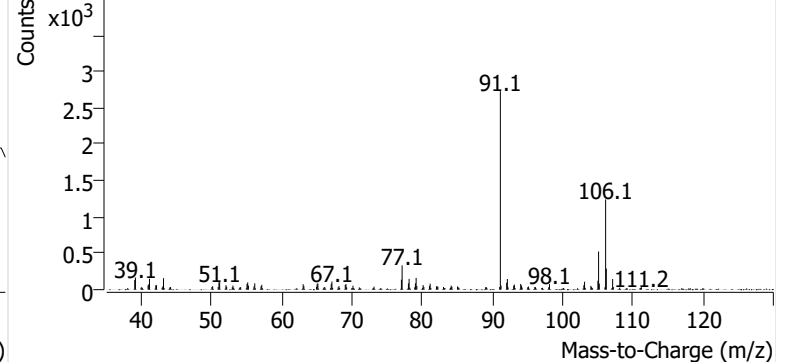


m-/p-Xylene

+ EIC (91.1) Scan P2406765.D

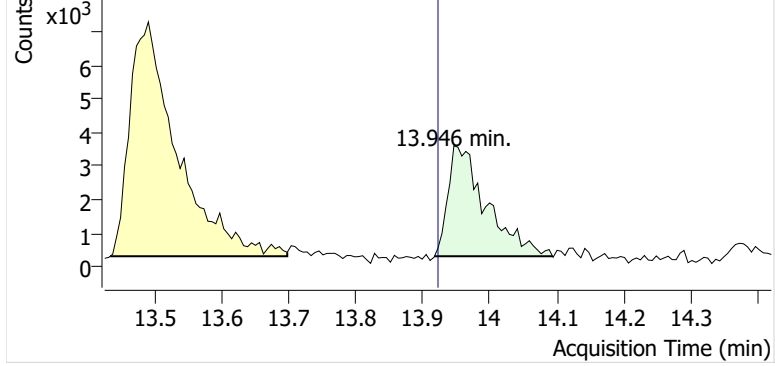


+ Scan (13.433-13.660 min, 38 scans) P2406765.D

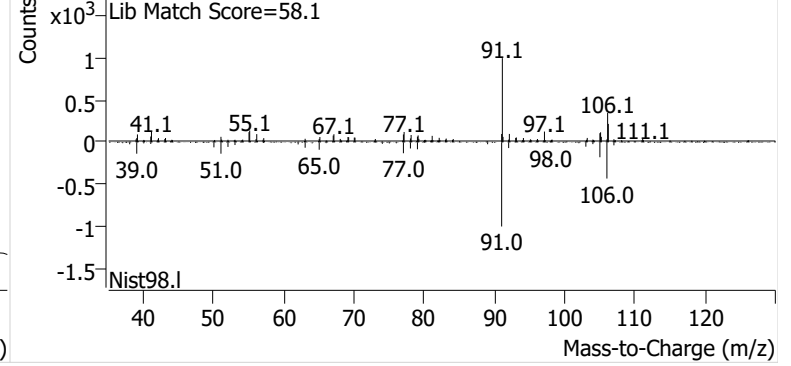


o-Xylene

+ EIC (91.1) Scan P2406765.D



+ Scan (13.917-14.094 min, 29 scans) P2406765.D



Calibration Summary Reports



Enthalpy Analytical

Company: Power Engineers, Inc.

Job No.: 2024FW404-1 EPA Method 325B Analysis

Site: Portland Pipeline - S Portland, ME

Benzene Calibration and Blanks

Sample Code	Type	RRF	ICAL RRF	Last CCV RRF	RRF Change	ISTD Change vs ICal	ISTD Change vs Concal	Pass/Fail	Flags
M325B CCV 5	Cal	0.886	0.979	0.886	-9.5%	-9.8%		Pass	
2024FW404 Method Blank-1	Blank		0.979	0.886			-0.77%	Pass	ND
M325B CCV 5	Check	0.886	0.979	0.886	-9.5%		16%	Pass	
M325B CCV 5	Check	0.879	0.979	0.886	-10%		9.7%	Pass	

Ethylbenzene Calibration and Blanks

Sample Code	Type	RRF	ICAL RRF	Last CCV RRF	RRF Change	ISTD Change vs ICal	ISTD Change vs Concal	Pass/Fail	Flags
M325B CCV 5	Cal	0.931	0.951	0.931	-2.1%	-13%		Pass	
2024FW404 Method Blank-1	Blank		0.951	0.931			4.2%	Pass	ND
M325B CCV 5	Check	0.912	0.951	0.931	-4.1%		16%	Pass	
M325B CCV 5	Check	0.915	0.951	0.931	-3.8%		11%	Pass	

m-/p-Xylene Calibration and Blanks

Sample Code	Type	RRF	ICAL RRF	Last CCV RRF	RRF Change	ISTD Change vs ICal	ISTD Change vs Concal	Pass/Fail	Flags
M325B CCV 5	Cal	0.515	0.677	0.515	-24%	-13%		Pass	
2024FW404 Method Blank-1	Blank		0.677	0.515			4.2%	Pass	ND
M325B CCV 5	Check	0.649	0.677	0.515	-4.1%		16%	Pass	
M325B CCV 5	Check	0.730	0.677	0.515	7.8%		11%	Pass	

o-Xylene Calibration and Blanks

Sample Code	Type	RRF	ICAL RRF	Last CCV RRF	RRF Change	ISTD Change vs ICal	ISTD Change vs Concal	Pass/Fail	Flags
M325B CCV 5	Cal	0.733	0.720	0.733	1.7%	-13%		Pass	
2024FW404 Method Blank-1	Blank		0.720	0.733			4.2%	Pass	ND
M325B CCV 5	Check	0.730	0.720	0.733	1.4%		16%	Pass	
M325B CCV 5	Check	0.655	0.720	0.733	-9.1%		11%	Pass	

Toluene Calibration and Blanks

Sample Code	Type	RRF	ICAL RRF	Last CCV RRF	RRF Change	ISTD Change vs ICal	ISTD Change vs Concal	Pass/Fail	Flags
M325B CCV 5	Cal	0.861	0.898	0.861	-4.2%	-13%		Pass	
2024FW404 Method Blank-1	Blank		0.898	0.861			4.2%	Pass	ND
M325B CCV 5	Check	0.841	0.898	0.861	-6.3%		16%	Pass	
M325B CCV 5	Check	0.854	0.898	0.861	-4.9%		11%	Pass	

Enthalpy Analytical

Company: Power Engineers, Inc.

Job No.: 2024FW404-1 EPA Method 325B Analysis

Site: Portland Pipeline - S Portland, ME

Calibration Curves

Method	Compound	Level	Cal File	Amount (ng)	Area	ISTD Amt (ng)	ISTD Area	RRF	Dev
P090624A BTEX.quantmethod.xml	Benzene	1	P2404977.D	5.19	53200	91.7	825638	1.138	16%
P090624A BTEX.quantmethod.xml	Benzene	2	P2404978.D	10.38	91845	91.7	790527	1.026	4.8%
P090624A BTEX.quantmethod.xml	Benzene	3	P2404979.D	20.76	168704	91.7	766300	0.972	-0.72%
P090624A BTEX.quantmethod.xml	Benzene	4	P2404980.D	41.51	319641	91.7	739567	0.954	-2.5%
P090624A BTEX.quantmethod.xml	Benzene	5	P2404981.D	103.78	770808	91.7	741300	0.919	-6.2%
P090624A BTEX.quantmethod.xml	Benzene	6	P2404982.D	207.57	1506802	91.7	718096	0.927	-5.4%
P090624A BTEX.quantmethod.xml	Benzene	7	P2404983.D	622.70	4556203	91.7	729727	0.919	-6.1%
						Avg:	758736	0.979	
						%RSD:	5.0%	8.2%	
P090624A BTEX.quantmethod.xml	Ethylbenzene	1	P2404977.D	5.33	56151	108.1	1169254	0.974	2.4%
P090624A BTEX.quantmethod.xml	Ethylbenzene	2	P2404978.D	10.67	105621	108.1	1107038	0.967	1.7%
P090624A BTEX.quantmethod.xml	Ethylbenzene	3	P2404979.D	21.33	219430	108.1	1067634	1.042	9.6%
P090624A BTEX.quantmethod.xml	Ethylbenzene	4	P2404980.D	42.67	414505	108.1	1079066	0.973	2.4%
P090624A BTEX.quantmethod.xml	Ethylbenzene	5	P2404981.D	106.66	889663	108.1	1042115	0.865	-9.0%
P090624A BTEX.quantmethod.xml	Ethylbenzene	6	P2404982.D	213.33	1888178	108.1	1053728	0.908	-4.5%
P090624A BTEX.quantmethod.xml	Ethylbenzene	7	P2404983.D	639.99	5839841	108.1	1066774	0.925	-2.7%
						Avg:	1083659	0.951	
						%RSD:	4.0%	6.0%	

Enthalpy Analytical

Company: Power Engineers, Inc.

Job No.: 2024FW404-1 EPA Method 325B Analysis

Site: Portland Pipeline - S Portland, ME

Calibration Curves

Method	Compound	Level	Cal File	Amount (ng)	Area	ISTD Amt (ng)	ISTD Area	RRF	Dev
P090624A BTEX.quantmethod.xml	m-/p-Xylene	1	P2404977.D	5.37	41219	108.1	1169254	0.710	4.9%
P090624A BTEX.quantmethod.xml	m-/p-Xylene	2	P2404978.D	10.74	70608	108.1	1107038	0.642	-5.1%
P090624A BTEX.quantmethod.xml	m-/p-Xylene	3	P2404979.D	21.47	173334	108.1	1067634	0.817	21%
P090624A BTEX.quantmethod.xml	m-/p-Xylene	4	P2404980.D	42.95	287337	108.1	1079066	0.670	-0.95%
P090624A BTEX.quantmethod.xml	m-/p-Xylene	5	P2404981.D	107.36	601872	108.1	1042115	0.582	-14%
P090624A BTEX.quantmethod.xml	m-/p-Xylene	6	P2404982.D	214.73	1307488	108.1	1053728	0.625	-7.7%
P090624A BTEX.quantmethod.xml	m-/p-Xylene	7	P2404983.D	644.18	4394447	108.1	1066774	0.691	2.1%
						Avg:	1083659	0.677	
						%RSD:	4.0%	11%	
P090624A BTEX.quantmethod.xml	o-Xylene	1	P2404977.D	5.40	44196	108.1	1169254	0.757	5.1%
P090624A BTEX.quantmethod.xml	o-Xylene	2	P2404978.D	10.80	82293	108.1	1107038	0.745	3.4%
P090624A BTEX.quantmethod.xml	o-Xylene	3	P2404979.D	21.59	162748	108.1	1067634	0.763	6.0%
P090624A BTEX.quantmethod.xml	o-Xylene	4	P2404980.D	43.18	323877	108.1	1079066	0.752	4.4%
P090624A BTEX.quantmethod.xml	o-Xylene	5	P2404981.D	107.95	690821	108.1	1042115	0.664	-7.8%
P090624A BTEX.quantmethod.xml	o-Xylene	6	P2404982.D	215.90	1404667	108.1	1053728	0.668	-7.3%
P090624A BTEX.quantmethod.xml	o-Xylene	7	P2404983.D	647.71	4429477	108.1	1066774	0.693	-3.8%
						Avg:	1083659	0.720	
						%RSD:	4.0%	6.1%	

Enthalpy Analytical

Company: Power Engineers, Inc.

Job No.: 2024FW404-1 EPA Method 325B Analysis

Site: Portland Pipeline - S Portland, ME

Calibration Curves

Method	Compound	Level	Cal File	Amount (ng)	Area	ISTD Amt (ng)	ISTD Area	RRF	Dev
P090624A BTEX.quantmethod.xml	Toluene	1	P2404977.D	5.39	60242	108.1	1169254	1.034	15%
P090624A BTEX.quantmethod.xml	Toluene	2	P2404978.D	10.78	103782	108.1	1107038	0.940	4.7%
P090624A BTEX.quantmethod.xml	Toluene	3	P2404979.D	21.56	201417	108.1	1067634	0.946	5.3%
P090624A BTEX.quantmethod.xml	Toluene	4	P2404980.D	43.11	378117	108.1	1079066	0.879	-2.2%
P090624A BTEX.quantmethod.xml	Toluene	5	P2404981.D	107.78	866654	108.1	1042115	0.834	-7.1%
P090624A BTEX.quantmethod.xml	Toluene	6	P2404982.D	215.56	1738243	108.1	1053728	0.827	-7.9%
P090624A BTEX.quantmethod.xml	Toluene	7	P2404983.D	646.68	5279870	108.1	1066774	0.828	-7.9%
						Avg:	1083659	0.898	
						%RSD:	4.0%	8.7%	
P090624A BTEX.quantmethod.xml	Benzene	ICV	P2404984.D	63.61	412010	91.7	731399	0.812	-17%
P090624A BTEX.quantmethod.xml	Ethylbenzene	ICV	P2404984.D	85.41	703130	108.1	1042671	0.854	-10%
P090624A BTEX.quantmethod.xml	m-/p-Xylene	ICV	P2404984.D	88.90	563818	108.1	1042671	0.658	-2.8%
P090624A BTEX.quantmethod.xml	o-Xylene	ICV	P2404984.D	87.50	558957	108.1	1042671	0.662	-8%
P090624A BTEX.quantmethod.xml	Toluene	ICV	P2404984.D	75.87	552004	108.1	1042671	0.754	-16%

**This Is The Last Page
Of This Report.**



Portland Pipeline - S Portland, ME

Power Engineers, Inc.
303 U.S. Route One
Freeport, ME 04032

Sampling Event 10

Analytical Report (2024FW405)

EPA Method 325B

Benzene, Toluene, Ethylbenzene, m-/p-Xylenes, o-Xylene



Enthalpy Analytical, LLC

Phone: (919) 850 - 4392 / Fax: (919) 850 - 9012 / www.enthalpy.com
800-1 Capitola Drive, Durham, NC 27713

I certify that to the best of my knowledge all analytical data presented in this report:

- Have been checked for completeness
- Are accurate, error-free, and legible
- Have been conducted in accordance with approved protocol, and that all deviations and analytical problems are summarized in the appropriate narrative(s)

This analytical report was prepared in Portable Document Format (.PDF). This report shall not be reproduced except in full without approval of the laboratory. This will provide assurance that parts of a report are not taken out of context.



QA REVIEW PERFORMED BY

Brianna Berry
QA Associate I

Report Issued: 12/18/2024



Summary of Results



Enthalpy Analytical

Company: Power Engineers, Inc.

Job No.: 2024FW405-1 EPA Method 325B Analysis

Site: Portland Pipeline - S Portland, ME

Summary

Sample Code	Tube ID	Benzene (ug/m ³)	Flag	Ethylbenzene (ug/m ³)	Flag	m-/p-Xylene (ug/m ³)	Flag	o-Xylene (ug/m ³)	Flag	Toluene (ug/m ³)	Flag
PPSP-6-S-20241120	B40343	0.523			ND	0.524	J		ND	1.80	P
PPSP-5-S-20241120	C01490	0.576			ND	0.426	J		ND	0.971	P
PPSP-4-S-20241120	B52747	0.625			ND	0.462	J		ND	1.83	P
PPSP-3-S-20241120	C01802	0.618			ND	0.368	J		ND	0.802	P
PPSP-2-S-20241120	B46258	0.929			ND	0.311	J		ND	0.782	P
PPSP-1-S-20241120	B27812	1.22			ND	0.381	J		ND	1.24	P
PPSP-1-B-20241120	B43332		ND		ND		ND		ND		ND,P
PPSP-13-S-20241120	B14658	0.817			ND		ND		ND	0.720	P
PPSP-12-S-20241120	B47837	0.901			ND		ND		ND	0.884	P
PPSP-11-S-20241120	C01692	0.966			ND	0.414	J		ND	1.83	P
PPSP-10-S-20241120	C53696	0.653			ND	0.507	J		ND	0.782	P
PPSP-9-S-20241120	C01576	0.843			ND	0.475	J		ND	0.981	P
PPSP-8-S-20241120	C36961	0.561			ND	0.384	J		ND	0.776	P
PPSP-8-D-20241120	B20201	0.557			ND	0.395	J		ND	1.58	P
PPSP-7-S-20241120	B39500	0.605			ND	0.512	J		ND	2.27	P

J: Estimated Value - The analyte was detected between the Method Detection Limit and Reporting Limit

ND: The analyte was not present above the Method Detection Limit

P: Field duplicate(s) exceed 30%RPD

Results



Enthalpy Analytical

Company: Power Engineers, Inc.

Job No.: 2024FW405-1 EPA Method 325B Analysis

Site: Portland Pipeline - S Portland, ME

Benzene

Sample Code	Tube ID	Conc (ug/m ³)	Conc (ppbv)	Calc Amt (ng)	Temp (°F)	Uptake Rate (mL/min)	Sample Time (min)	LOD (ug/m ³)	LOQ (ug/m ³)	LOD (ppbv)	LOQ (ppbv)	Flags
PPSP-6-S-20241120	B40343	0.523	0.164	6.79	36.8	0.644	20,151	0.193	0.384	0.0603	0.120	
PPSP-5-S-20241120	C01490	0.576	0.180	7.48	36.8	0.644	20,153	0.193	0.384	0.0603	0.120	
PPSP-4-S-20241120	B52747	0.625	0.196	8.12	36.8	0.644	20,153	0.193	0.384	0.0603	0.120	
PPSP-3-S-20241120	C01802	0.618	0.194	8.03	36.8	0.644	20,155	0.192	0.384	0.0603	0.120	
PPSP-2-S-20241120	B46258	0.929	0.291	12.1	36.8	0.644	20,154	0.192	0.384	0.0603	0.120	
PPSP-1-S-20241120	B27812	1.22	0.383	15.9	36.8	0.644	20,154	0.192	0.384	0.0603	0.120	
PPSP-1-B-20241120	B43332				36.8	0.644	20,154	0.192	0.384	0.0603	0.120	ND
PPSP-13-S-20241120	B14658	0.817	0.256	10.6	36.8	0.644	20,155	0.192	0.384	0.0603	0.120	
PPSP-12-S-20241120	B47837	0.901	0.282	11.7	36.8	0.644	20,154	0.193	0.384	0.0603	0.120	
PPSP-11-S-20241120	C01692	0.966	0.303	12.6	36.7	0.644	20,163	0.192	0.384	0.0603	0.120	
PPSP-10-S-20241120	C53696	0.653	0.204	8.48	36.7	0.644	20,162	0.192	0.384	0.0603	0.120	
PPSP-9-S-20241120	C01576	0.843	0.264	10.9	36.7	0.644	20,164	0.192	0.384	0.0603	0.120	
PPSP-8-S-20241120	C36961	0.561	0.176	7.29	36.7	0.644	20,162	0.192	0.384	0.0603	0.120	
PPSP-8-D-20241120	B20201	0.557	0.174	7.24	36.7	0.644	20,162	0.192	0.384	0.0603	0.120	
PPSP-7-S-20241120	B39500	0.605	0.190	7.86	36.7	0.644	20,164	0.192	0.384	0.0603	0.120	

Enthalpy Analytical

Company: Power Engineers, Inc.

Job No.: 2024FW405-1 EPA Method 325B Analysis

Site: Portland Pipeline - S Portland, ME

Ethylbenzene

Sample Code	Tube ID	Conc (ug/m ³)	Conc (ppbv)	Calc Amt (ng)	Temp (°F)	Uptake Rate (mL/min)	Sample Time (min)	LOD (ug/m ³)	LOQ (ug/m ³)	LOD (ppbv)	LOQ (ppbv)	Flags
PPSP-6-S-20241120	B40343				36.8	0.442	20,151	0.280	0.581	0.0646	0.134	ND
PPSP-5-S-20241120	C01490				36.8	0.442	20,153	0.280	0.581	0.0646	0.134	ND
PPSP-4-S-20241120	B52747				36.8	0.442	20,153	0.280	0.581	0.0646	0.134	ND
PPSP-3-S-20241120	C01802				36.8	0.442	20,155	0.280	0.581	0.0646	0.134	ND
PPSP-2-S-20241120	B46258				36.8	0.442	20,154	0.280	0.581	0.0646	0.134	ND
PPSP-1-S-20241120	B27812				36.8	0.442	20,154	0.280	0.581	0.0646	0.134	ND
PPSP-1-B-20241120	B43332				36.8	0.442	20,154	0.280	0.581	0.0646	0.134	ND
PPSP-13-S-20241120	B14658				36.8	0.442	20,155	0.280	0.581	0.0646	0.134	ND
PPSP-12-S-20241120	B47837				36.8	0.442	20,154	0.280	0.581	0.0646	0.134	ND
PPSP-11-S-20241120	C01692				36.7	0.442	20,163	0.280	0.581	0.0646	0.134	ND
PPSP-10-S-20241120	C53696				36.7	0.442	20,162	0.280	0.581	0.0646	0.134	ND
PPSP-9-S-20241120	C01576				36.7	0.442	20,164	0.280	0.581	0.0646	0.134	ND
PPSP-8-S-20241120	C36961				36.7	0.442	20,162	0.280	0.581	0.0646	0.134	ND
PPSP-8-D-20241120	B20201				36.7	0.442	20,162	0.280	0.581	0.0646	0.134	ND
PPSP-7-S-20241120	B39500				36.7	0.442	20,164	0.280	0.581	0.0646	0.134	ND

Enthalpy Analytical

Company: Power Engineers, Inc.

Job No.: 2024FW405-1 EPA Method 325B Analysis

Site: Portland Pipeline - S Portland, ME

m-/p-Xylene

Sample Code	Tube ID	Conc (ug/m ³)	Conc (ppbv)	Calc Amt (ng)	Temp (°F)	Uptake Rate (mL/min)	Sample Time (min)	LOD (ug/m ³)	LOQ (ug/m ³)	LOD (ppbv)	LOQ (ppbv)	Flags
PPSP-6-S-20241120	B40343	0.524	0.121	4.68	36.8	0.442	20,151	0.280	0.549	0.0646	0.126	J
PPSP-5-S-20241120	C01490	0.426	0.0981	3.79	36.8	0.442	20,153	0.280	0.549	0.0646	0.126	J
PPSP-4-S-20241120	B52747	0.462	0.106	4.12	36.8	0.442	20,153	0.280	0.549	0.0646	0.126	J
PPSP-3-S-20241120	C01802	0.368	0.0847	3.28	36.8	0.442	20,155	0.280	0.549	0.0646	0.126	J
PPSP-2-S-20241120	B46258	0.311	0.0716	2.77	36.8	0.442	20,154	0.280	0.549	0.0646	0.126	J
PPSP-1-S-20241120	B27812	0.381	0.0878	3.40	36.8	0.442	20,154	0.280	0.549	0.0646	0.126	J
PPSP-1-B-20241120	B43332				36.8	0.442	20,154	0.280	0.549	0.0646	0.126	ND
PPSP-13-S-20241120	B14658				36.8	0.442	20,155	0.280	0.549	0.0646	0.126	ND
PPSP-12-S-20241120	B47837				36.8	0.442	20,154	0.280	0.549	0.0646	0.126	ND
PPSP-11-S-20241120	C01692	0.414	0.0955	3.70	36.7	0.442	20,163	0.280	0.548	0.0646	0.126	J
PPSP-10-S-20241120	C53696	0.507	0.117	4.52	36.7	0.442	20,162	0.280	0.548	0.0646	0.126	J
PPSP-9-S-20241120	C01576	0.475	0.110	4.24	36.7	0.442	20,164	0.280	0.548	0.0646	0.126	J
PPSP-8-S-20241120	C36961	0.384	0.0884	3.42	36.7	0.442	20,162	0.280	0.548	0.0646	0.126	J
PPSP-8-D-20241120	B20201	0.395	0.0910	3.52	36.7	0.442	20,162	0.280	0.548	0.0646	0.126	J
PPSP-7-S-20241120	B39500	0.512	0.118	4.57	36.7	0.442	20,164	0.280	0.548	0.0646	0.126	J

Enthalpy Analytical

Company: Power Engineers, Inc.

Job No.: 2024FW405-1 EPA Method 325B Analysis

Site: Portland Pipeline - S Portland, ME

o-Xylene

Sample Code	Tube ID	Conc (ug/m ³)	Conc (ppbv)	Calc Amt (ng)	Temp (°F)	Uptake Rate (mL/min)	Sample Time (min)	LOD (ug/m ³)	LOQ (ug/m ³)	LOD (ppbv)	LOQ (ppbv)	Flags
PPSP-6-S-20241120	B40343				36.8	0.442	20,151	0.280	0.572	0.0646	0.132	ND
PPSP-5-S-20241120	C01490				36.8	0.442	20,153	0.280	0.572	0.0646	0.132	ND
PPSP-4-S-20241120	B52747				36.8	0.442	20,153	0.280	0.572	0.0646	0.132	ND
PPSP-3-S-20241120	C01802				36.8	0.442	20,155	0.280	0.572	0.0646	0.132	ND
PPSP-2-S-20241120	B46258				36.8	0.442	20,154	0.280	0.572	0.0646	0.132	ND
PPSP-1-S-20241120	B27812				36.8	0.442	20,154	0.280	0.572	0.0646	0.132	ND
PPSP-1-B-20241120	B43332				36.8	0.442	20,154	0.280	0.572	0.0646	0.132	ND
PPSP-13-S-20241120	B14658				36.8	0.442	20,155	0.280	0.572	0.0646	0.132	ND
PPSP-12-S-20241120	B47837				36.8	0.442	20,154	0.280	0.572	0.0646	0.132	ND
PPSP-11-S-20241120	C01692				36.7	0.442	20,163	0.280	0.572	0.0646	0.132	ND
PPSP-10-S-20241120	C53696				36.7	0.442	20,162	0.280	0.572	0.0646	0.132	ND
PPSP-9-S-20241120	C01576				36.7	0.442	20,164	0.280	0.572	0.0646	0.132	ND
PPSP-8-S-20241120	C36961				36.7	0.442	20,162	0.280	0.572	0.0646	0.132	ND
PPSP-8-D-20241120	B20201				36.7	0.442	20,162	0.280	0.572	0.0646	0.132	ND
PPSP-7-S-20241120	B39500				36.7	0.442	20,164	0.280	0.572	0.0646	0.132	ND

Enthalpy Analytical

Company: Power Engineers, Inc.

Job No.: 2024FW405-1 EPA Method 325B Analysis

Site: Portland Pipeline - S Portland, ME

Toluene


Sample Code	Tube ID	Conc (ug/m ³)	Conc (ppbv)	Calc Amt (ng)	Temp (°F)	Uptake Rate (mL/min)	Sample Time (min)	LOD (ug/m ³)	LOQ (ug/m ³)	LOD (ppbv)	LOQ (ppbv)	Flags
PPSP-6-S-20241120	B40343	1.80	0.479	18.2	36.8	0.500	20,151	0.248	0.535	0.0659	0.142	P
PPSP-5-S-20241120	C01490	0.971	0.258	9.79	36.8	0.500	20,153	0.248	0.535	0.0659	0.142	P
PPSP-4-S-20241120	B52747	1.83	0.486	18.4	36.8	0.500	20,153	0.248	0.535	0.0659	0.142	P
PPSP-3-S-20241120	C01802	0.802	0.213	8.09	36.8	0.500	20,155	0.248	0.535	0.0659	0.142	P
PPSP-2-S-20241120	B46258	0.782	0.208	7.88	36.8	0.500	20,154	0.248	0.535	0.0659	0.142	P
PPSP-1-S-20241120	B27812	1.24	0.329	12.5	36.8	0.500	20,154	0.248	0.535	0.0659	0.142	P
PPSP-1-B-20241120	B43332				36.8	0.500	20,154	0.248	0.535	0.0659	0.142	ND,P
PPSP-13-S-20241120	B14658	0.720	0.191	7.26	36.8	0.500	20,155	0.248	0.535	0.0659	0.142	P
PPSP-12-S-20241120	B47837	0.884	0.235	8.91	36.8	0.500	20,154	0.248	0.535	0.0659	0.142	P
PPSP-11-S-20241120	C01692	1.83	0.486	18.5	36.7	0.500	20,163	0.248	0.534	0.0658	0.142	P
PPSP-10-S-20241120	C53696	0.782	0.208	7.89	36.7	0.500	20,162	0.248	0.534	0.0658	0.142	P
PPSP-9-S-20241120	C01576	0.981	0.260	9.89	36.7	0.500	20,164	0.248	0.534	0.0658	0.142	P
PPSP-8-S-20241120	C36961	0.776	0.206	7.83	36.7	0.500	20,162	0.248	0.534	0.0658	0.142	P
PPSP-8-D-20241120	B20201	1.58	0.420	15.9	36.7	0.500	20,162	0.248	0.534	0.0658	0.142	P
PPSP-7-S-20241120	B39500	2.27	0.603	22.9	36.7	0.500	20,164	0.248	0.534	0.0658	0.142	P

J: Estimated Value - The analyte was detected between the Method Detection Limit and Reporting Limit

ND: The analyte was not present above the Method Detection Limit

P: Field duplicate(s) exceed 30%RPD

QC



Enthalpy Analytical

Company: Power Engineers, Inc.

Job No.: 2024FW405-1 EPA Method 325B Analysis

Site: Portland Pipeline - S Portland, ME

QC Samples

Field Sample Type	Sample Code	Benzene		Ethylbenzene		m-/p-Xylene		o-Xylene		Toluene	
Blanks (ug/m ³)	PPSP-1-B-20241120	ND	Pass	ND	Pass	ND	Pass	ND	Pass	ND	Pass
Duplicates (difference)	PPSP-8-D-20241120	0.72%	Pass		Pass	2.8%	Pass	Pass	68%	P	

Narrative Summary



Enthalpy Analytical Narrative Summary

Company	Power Engineers, Inc.
Site	Portland Pipeline - S Portland, ME
Report #	2024FW405

Custody	<p>Enthalpy Analytical, LLC received the sample tubes on 12/9/24. The samples were received in good condition at a temperature of 18.6 °C.</p> <p>Prior to, during, and after analysis, the samples were kept under lock with access only to authorized personnel by Enthalpy Analytical, LLC.</p>
Analysis	<p>The samples were analyzed for benzene, toluene, ethylbenzene, m-/p-xylenes, and o-xylene using EPA Method 325B – Volatile Organic Compounds from Fugitive and Area Sources by Thermal Desorption and GC/MS. A copy of the acquisition method (M325B-MTD.M) is not included in this report but may be available upon request.</p>
Calibration	<p>All BFB criteria have been met for this analysis.</p> <p>The initial calibration met 30% RSD criteria. The initial calibration verification met 30% recovery criteria. The continuing calibration verifications met 30% difference criteria. The initial and continuing calibration raw data are not included in this report but are available upon request.</p>
Quality Control Notes	<p>All quality control criteria required by the method and/or the laboratory SOP have been met unless noted otherwise below.</p> <p>The primary sample PPSP-8-S-20241120 (tube ID C36961) and its corresponding duplicate PPSP-8-D-20241120 (tube ID B20201) failed to meet the 30% difference criterion specified by the method. All samples in the data set have been flagged “P” to denote this failure.</p>
Reporting Notes	<p>The samples may have been purged to remove known or suspected moisture. If purging occurred, a CCV and a Method Blank will have been purged alongside the samples. The laboratory maintains documentation of samples that are purged.</p> <p>As specified in EPA Method 325B, the response factor of the daily continuing calibration standard was used to quantitate all field samples and blanks.</p> <p>All samples were reported as amount in ng catch, and concentration in µg/m³ and ppbv.</p>



Enthalpy Analytical Narrative Summary (continued)

The results presented in this report are representative of the samples as provided to the laboratory.


These analyses met the requirements of the TNI Standard. Any deviations from the requirements of the reference method or TNI Standard have been stated above.



Sample Custody



2024FW405



EPA Method 325 A/B
Field Test Data Sheet and
Chain of Custody Record

Page # 1 of # 2

- Standard Turn Around Time (7 business days)
- Rush Turn Around Time
- All TATs Subject to Approval by Enthalpy Analytical, LLC
- Unless otherwise specified, sample tubes will be conditioned for re-use 3 business days after submission of results

Site Name:	South Portland Terminal	Client Name:	Portland Pipe Line	PO#:	
Site Address:		Project Number:		Sample Event #	
City:		Project Manager:	Tom Rolfson	Sorbent:	
State:		Email Address:	tom.rolfson@powererg.com		
Zip:		Telephone #:			


Location	Sample ID (Tube ID)	Sample, Blank or Duplicate	Start Date	Start Time	Stop Date	Stop Time	Deployed/Collected by	Ave. Pressure (inHg)	Avg. Ambient Temp. (°F)
6	B40343	sample	11/20/24	9:35 AM	12/4/24	9:26 AM	JB / JB		
5	C01490	sample	11/20/24	9:40 AM	12/4/24	9:33 AM	JB / JB		
4	① B52747	sample	11/20/24	9:45 AM	12/4/24	9:38 AM	JB / JB		
3	C01802	sample	11/20/24	9:50 AM	12/4/24	9:45 AM	JB / JB		
2	B46258	sample	11/20/24	9:57 AM	12/4/24	9:51 AM	JB / JB		
1	① B27812	sample	11/20/24	10:02 AM	12/4/24	9:56 AM	JB / JB		
1	B43332	blank	11/20/24	10:02 AM	12/4/24	9:56 AM	JB / JB		
13	B14658	sample	11/20/24	10:08 AM	12/4/24	10:03 AM	JB / JB		

Relinquished By (printed):	Relinquished By (signature):	Relinquished Date:	Relinquished Time:
Jen Bowidowicz	<i>Jennifer Bowidowicz</i>	12/6/2024	
Recieved By (printed):	Recieved By (signature):	Receipt Date:	Receipt Time:
Sabrina Williams	<i>Sab Williams</i>	12/9/24	9:00 AM
Sample Condition Upon Receipt:	Compound List:	Custody Seal Intact? Y/N:	Delivery tracking #
Good - see note 1 (pgs 1-2)	BTEX	N	
Ice Temp:	Blank Temp:	Add Custody Seal # below:	
	18.6 FLUKE 7A	NA	

Comments: ① Loose cap.
SMIV 12/9/24

Please pull the ambient temp from the KPWM NOAA station. Thank you

2024FW405



EPA Method 325 A/B
Field Test Data Sheet and
Chain of Custody Record

Page # 2 of # 2

- Standard Turn Around Time (7 business days)
- Rush Turn Around Time
- All TATs Subject to Approval by Enthalpy Analytical, LLC
- Unless otherwise specified, sample tubes will be conditioned for re-use 3 business days after submission of results

Site Name:	South Portland Terminal	Client Name:	Portland Pipe Line	PO#:	
Site Address:		Project Number:		Sample Event #	
City:		Project Manager:	Tom Rolfson	Sorbent:	
State:		Email Address:	tom.rolfson@powererg.com		
Zip:		Telephone #:			

Location	Sample ID (Tube ID)	Sample, Blank or Duplicate	Start Date	Start Time	Stop Date	Stop Time	Deployed/ Collected by	Ave. Pressure (inHg)	Avg. Ambient Temp. (°F)
12	B47837	sample	11/20/24	10:17 AM	12/4/24	10:11 AM	JB / JB		
11	C01692	sample	11/20/24	10:21 AM	12/4/24	10:24 AM	JB / JB		
10	C53696	sample	11/20/24	10:28 AM	12/4/24	10:30 AM	JB / JB		
9	C01576	sample	11/20/24	10:32 AM	12/4/24	10:36 AM	JB / JB		
8	C36961	sample	11/20/24	10:41 AM	12/4/24	10:43 AM	JB / JB		
8	① B20201	duplicate	11/20/24	10:41 AM	12/4/24	10:43 AM	JB / JB		
7	① B39500	sample	11/20/24	10:45 AM	12/4/24	10:49 AM	JB / JB		

Relinquished By (printed):	Relinquished By (signature):	Relinquished Date:	Relinquished Time:
-----------------------------------	-------------------------------------	---------------------------	---------------------------

Jen Bowidowicz

Jennifer Bowidowicz

12/6/2024

Received By (printed):	Received By (signature):	Receipt Date:	Receipt Time:
-------------------------------	---------------------------------	----------------------	----------------------

Sabrina Williams

Sabrina Williams

12/9/24

9:00 AM

Sample Condition Upon Receipt:	Compound List:	Custody Seal intact? Y/N:	Delivery tracking #
---------------------------------------	-----------------------	----------------------------------	----------------------------

Good - see note 1 (pgs 1-2)

BTEX

N

Ice Temp:	Blank Temp:	Add Custody Seal # below:
------------------	--------------------	----------------------------------

18.6 Fluke 7A

NA

Comments:

① Loose cap.
SMW 12/9/24

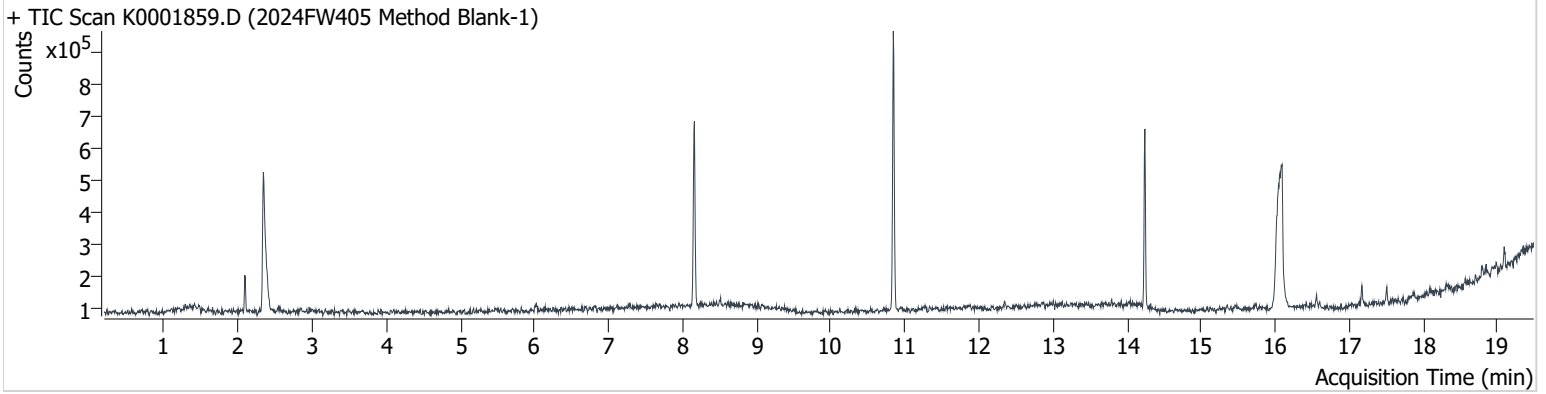
Please pull the ambient temp from the KPWM NOAA station. Thank you

Sample Chromatograms



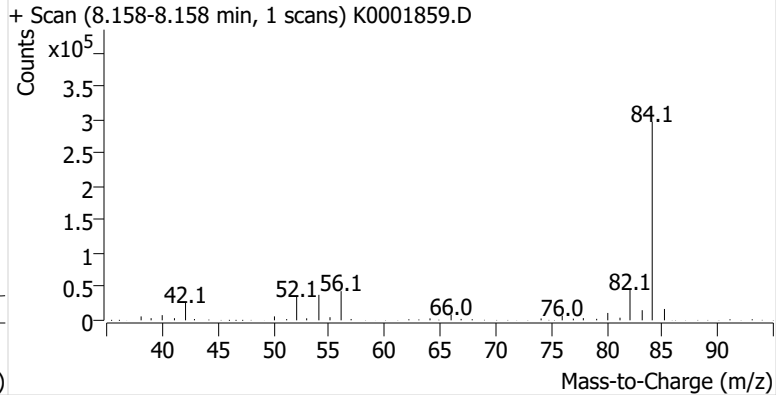
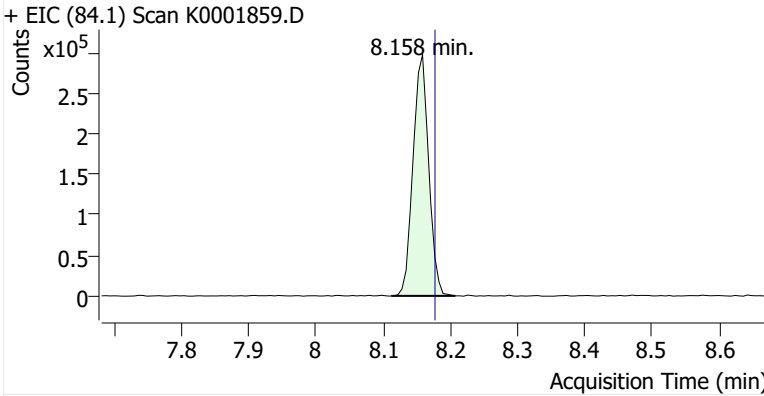
Name 2024FW405 Method Blank-1
Comment C32991
Data File K0001859.D
Acq. Date-Time 12/9/2024 3:53:22 PM
Acq. Method File M325B-MTD
Tube Sorbent Carboxpack X
Analyze Quant Version 12.1
Report Quant Version 12.1

Sample Chromatogram

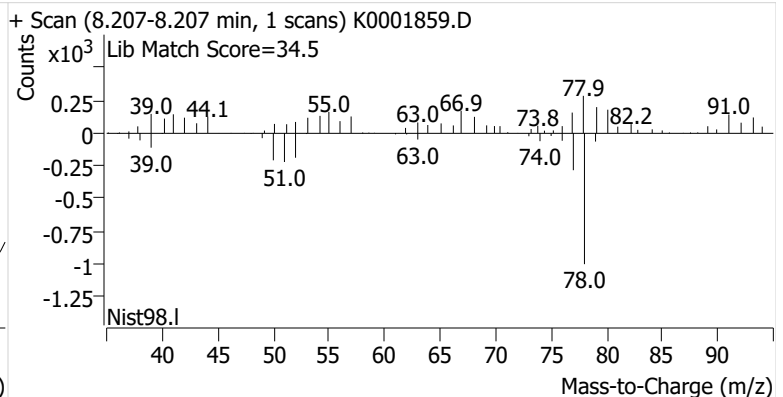
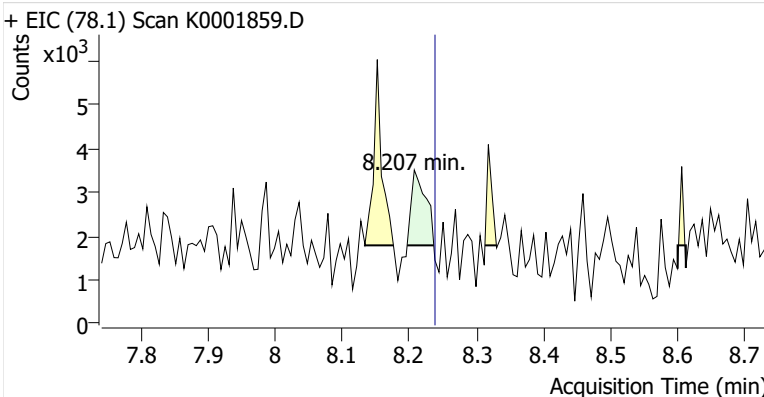


Name	ISTD	RT	ICAL RT	Resp.	Int. Flag
benzene-d6 (IS)		8.158	8.177	480,484	
Benzene	benzene-d6 (IS)	8.207	8.238	2,302	
Toluene-d8 (IS)		10.844	10.869	534,287	
Toluene	Toluene-d8 (IS)	10.936	10.967	3,227	
Ethylbenzene	Toluene-d8 (IS)	13.114	13.145	793	
m-/p-Xylene	Toluene-d8 (IS)	13.310	13.340	591	
o-Xylene	Toluene-d8 (IS)	13.811	13.818	ND	m

benzene-d6 (IS)

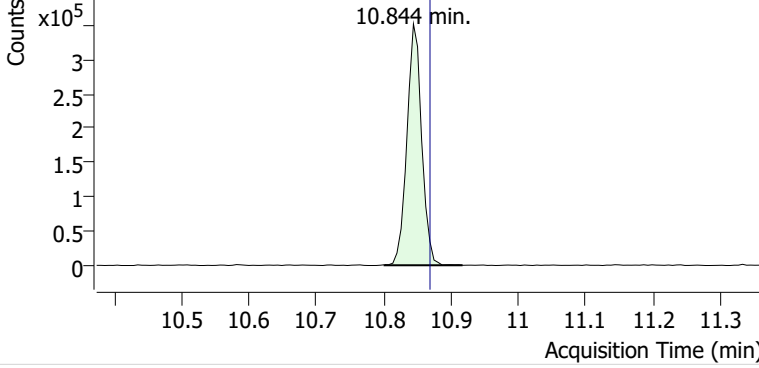


Benzene

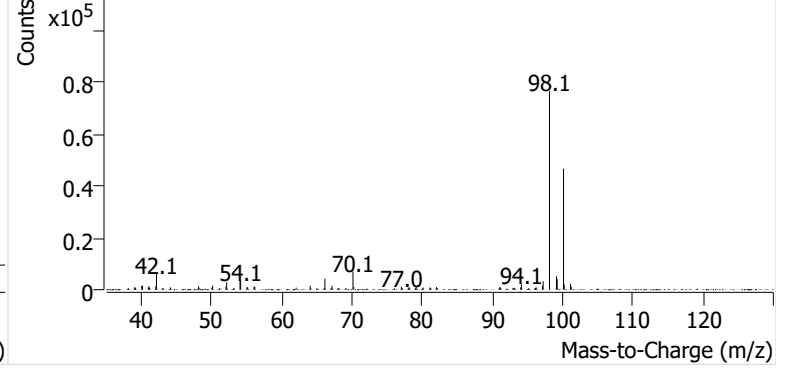


Toluene-d8 (IS)

+ EIC (98.1) Scan K0001859.D

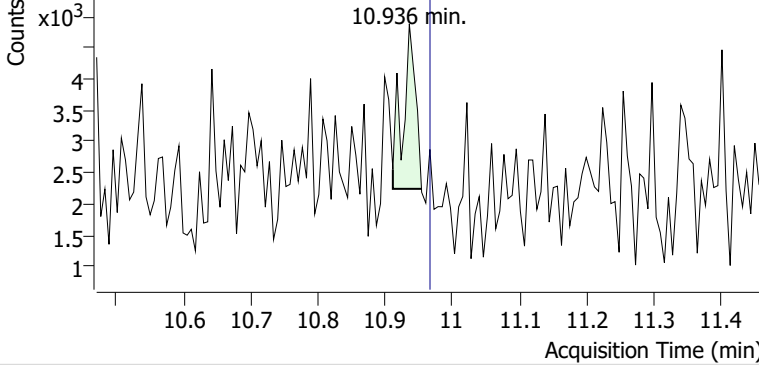


+ Scan (10.801-10.917 min, 19 scans) K0001859.D

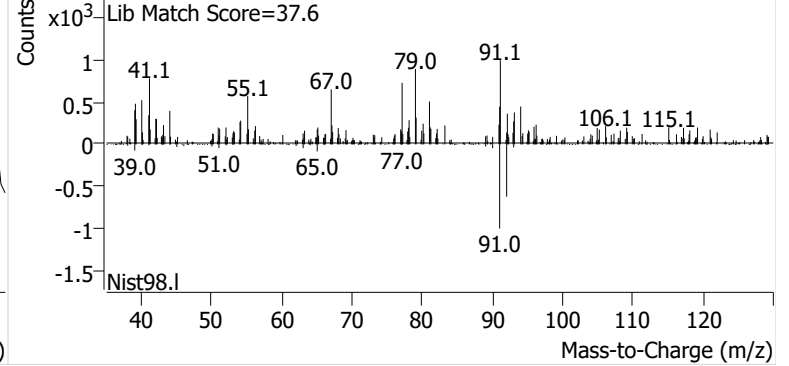


Toluene

+ EIC (91.1) Scan K0001859.D

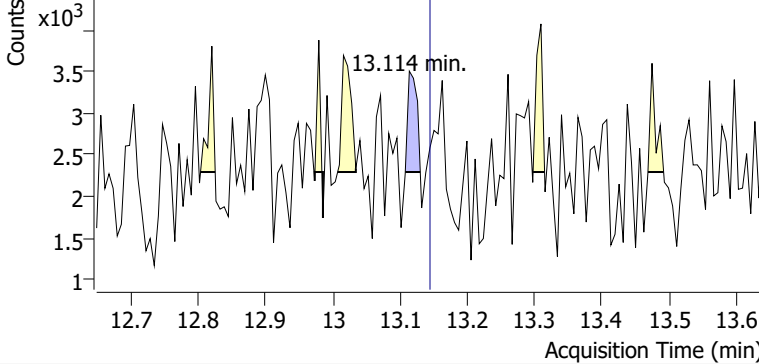


+ Scan (10.911-10.954 min, 7 scans) K0001859.D

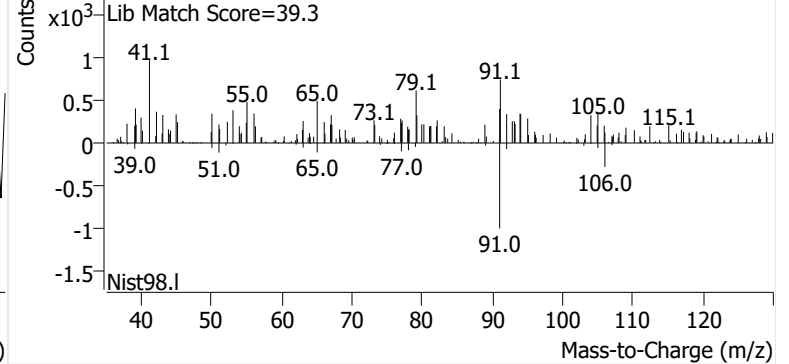


Ethylbenzene

+ EIC (91.1) Scan K0001859.D

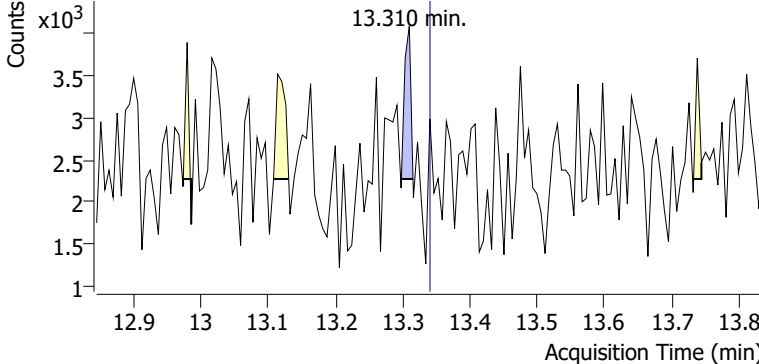


+ Scan (13.108-13.130 min, 3 scans) K0001859.D

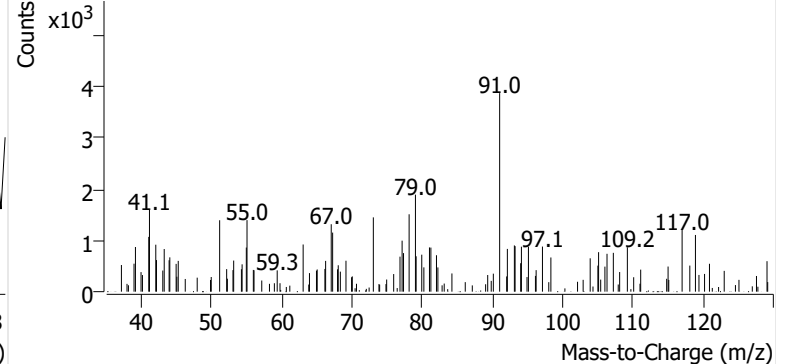


m-/p-Xylene

+ EIC (91.1) Scan K0001859.D

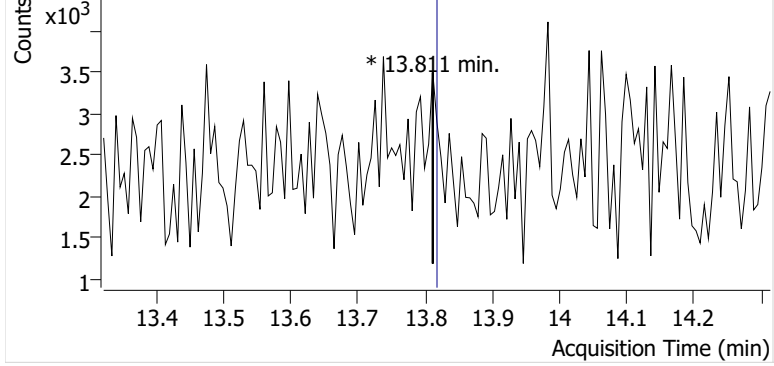


+ Scan (13.298-13.315 min, 2 scans) K0001859.D

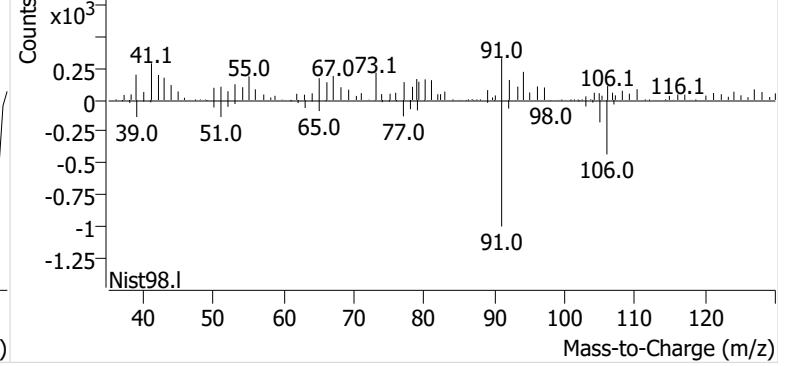


o-Xylene

+ EIC (91.1) Scan K0001859.D

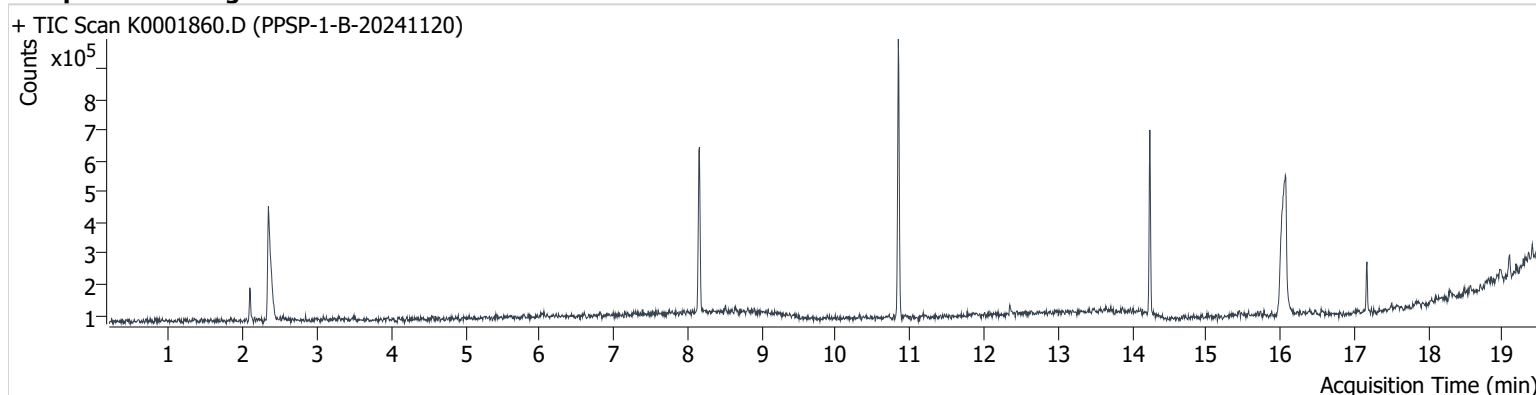


+ Scan (13.811-13.811 min, 1 scans) K0001859.D



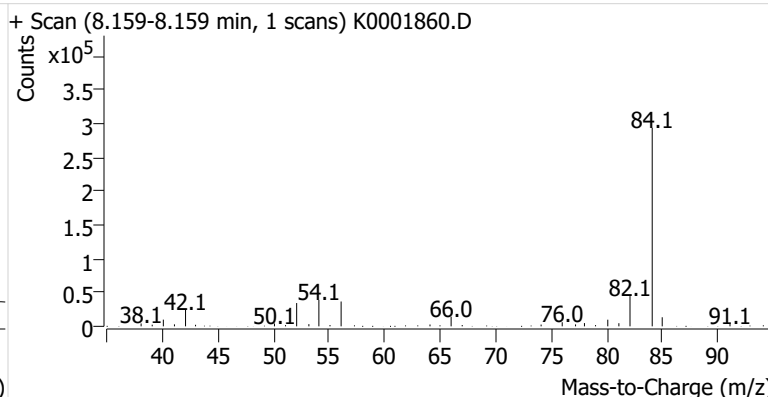
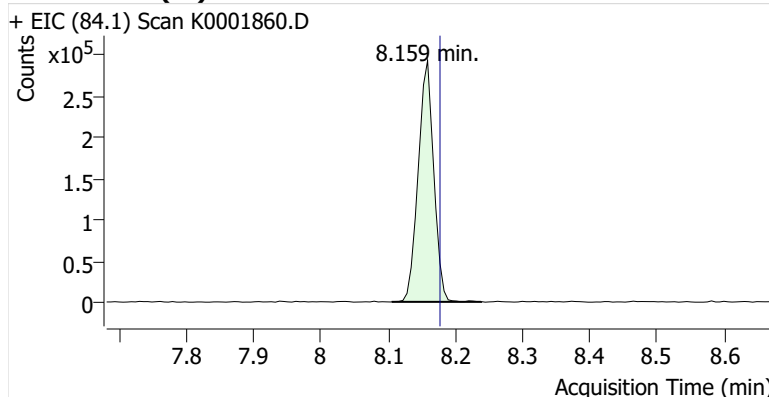
Name PPSP-1-B-20241120
Comment B43332
Data File K0001860.D
Acq. Date-Time 12/9/2024 4:20:54 PM
Acq. Method File M325B-MTD
Tube Sorbent Carboxpack X
Analyze Quant Version 12.1
Report Quant Version 12.1

Sample Chromatogram

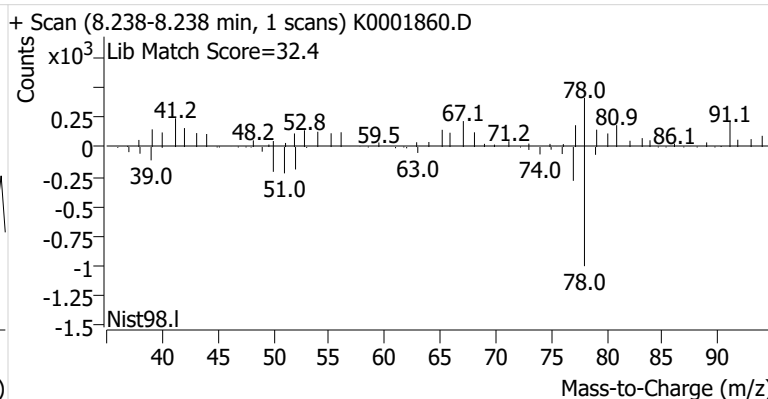
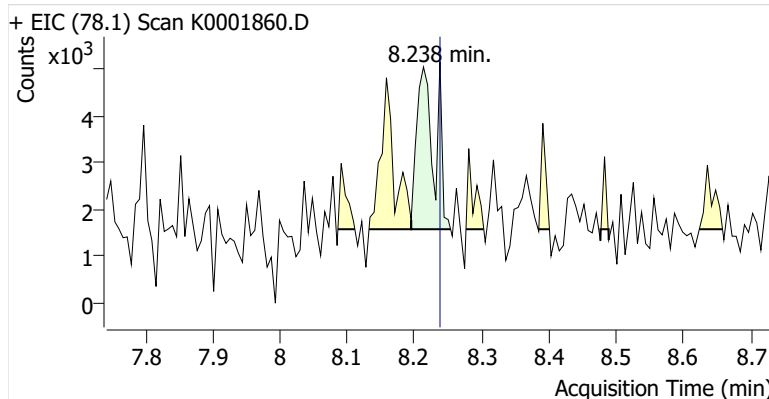


Name	ISTD	RT	ICAL RT	Resp.	Int. Flag
benzene-d6 (IS)		8.159	8.177	472,016	
Benzene	benzene-d6 (IS)	8.238	8.238	6,351	
Toluene-d8 (IS)		10.844	10.869	539,211	
Toluene	Toluene-d8 (IS)	10.954	10.967	ND	m
Ethylbenzene	Toluene-d8 (IS)	13.151	13.145	297	
m-/p-Xylene	Toluene-d8 (IS)	13.310	13.340	2,141	
o-Xylene	Toluene-d8 (IS)	13.787	13.818	938	m

benzene-d6 (IS)

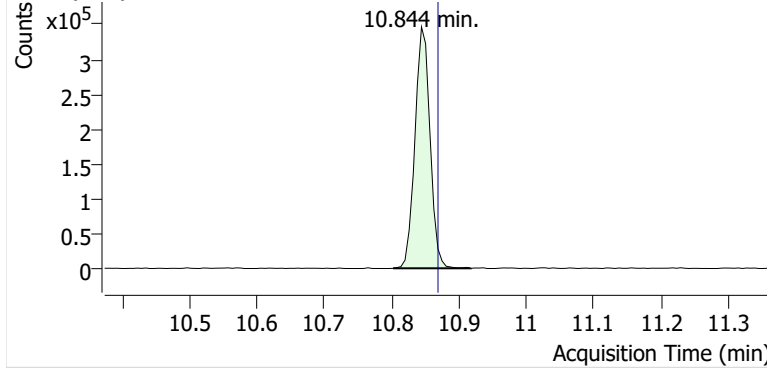


Benzene

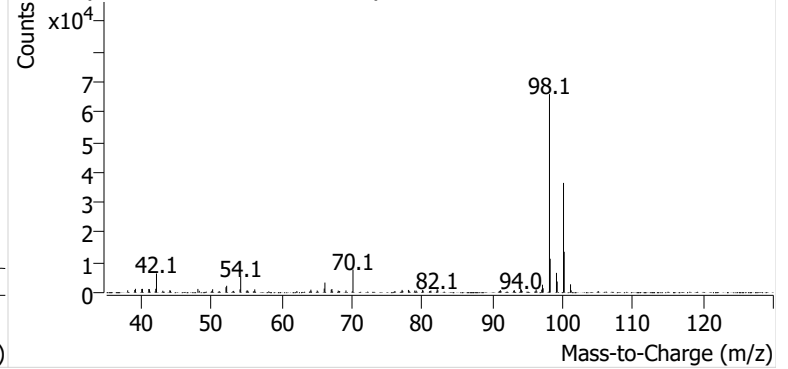


Toluene-d8 (IS)

+ EIC (98.1) Scan K0001860.D

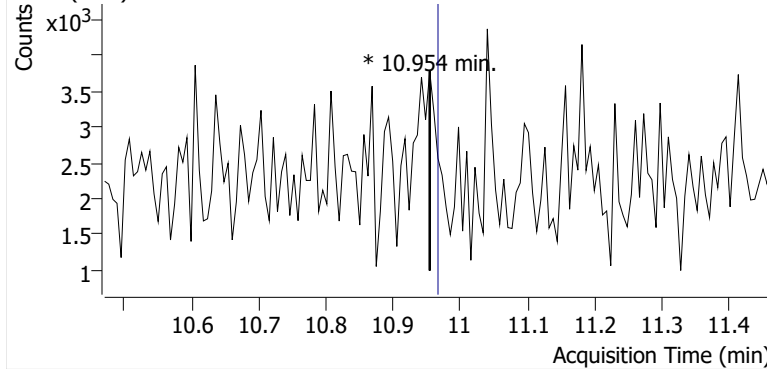


+ Scan (10.802-10.918 min, 19 scans) K0001860.D

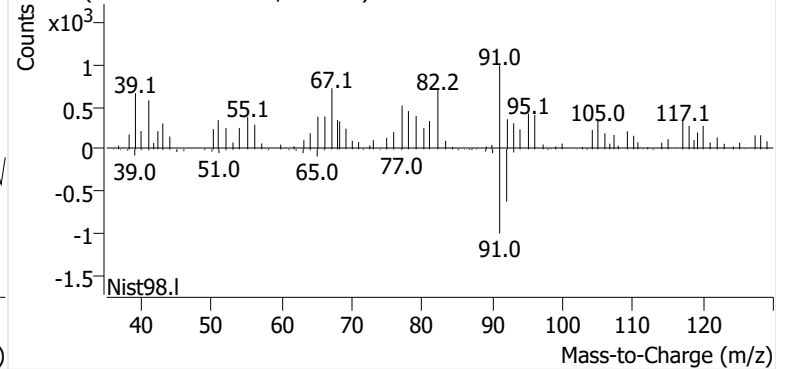


Toluene

+ EIC (91.1) Scan K0001860.D

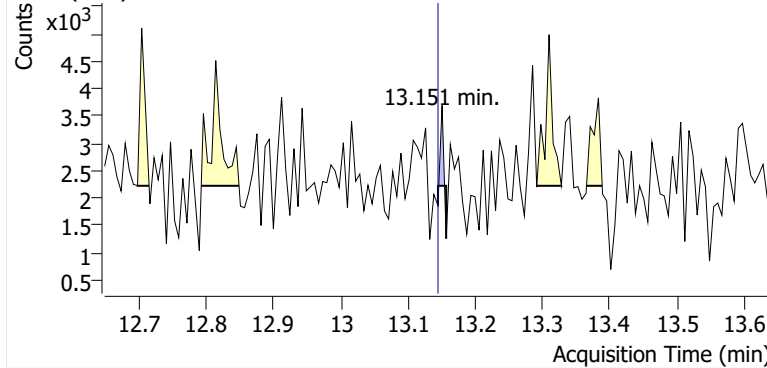


+ Scan (10.954-10.954 min, 1 scans) K0001860.D

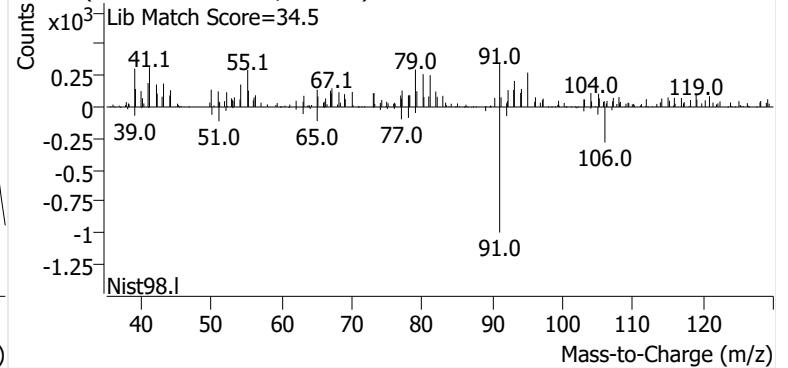


Ethylbenzene

+ EIC (91.1) Scan K0001860.D

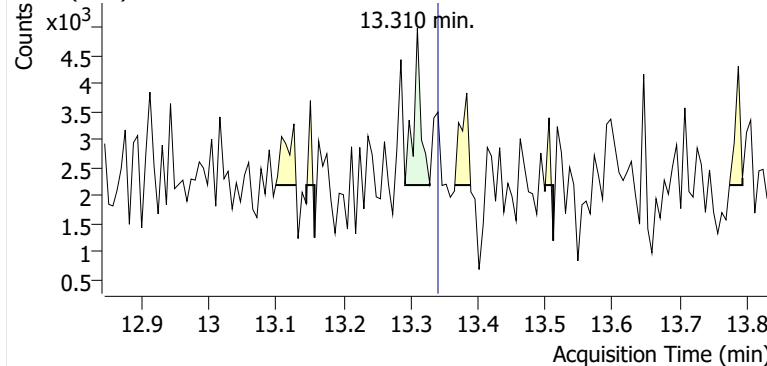


+ Scan (13.145-13.157 min, 3 scans) K0001860.D

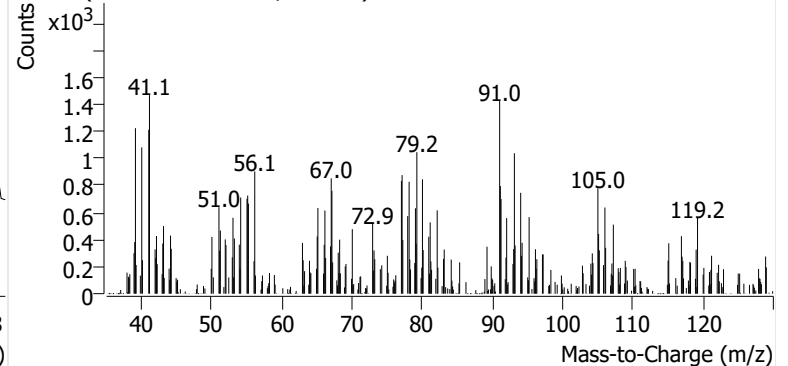


m-/p-Xylene

+ EIC (91.1) Scan K0001860.D

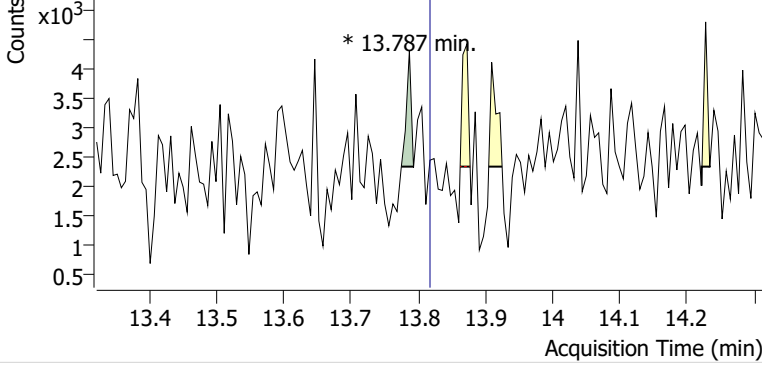


+ Scan (13.291-13.328 min, 7 scans) K0001860.D

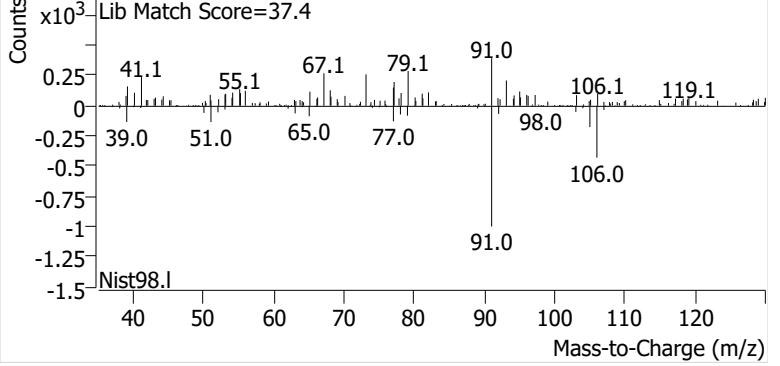


o-Xylene

+ EIC (91.1) Scan K0001860.D

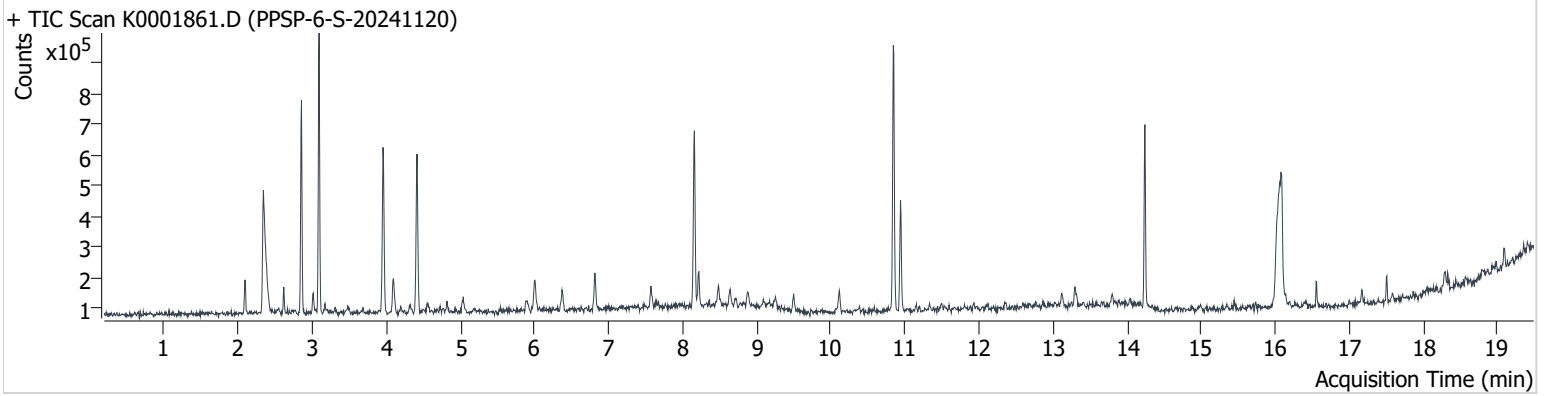


+ Scan (13.775-13.793 min, 2 scans) K0001860.D



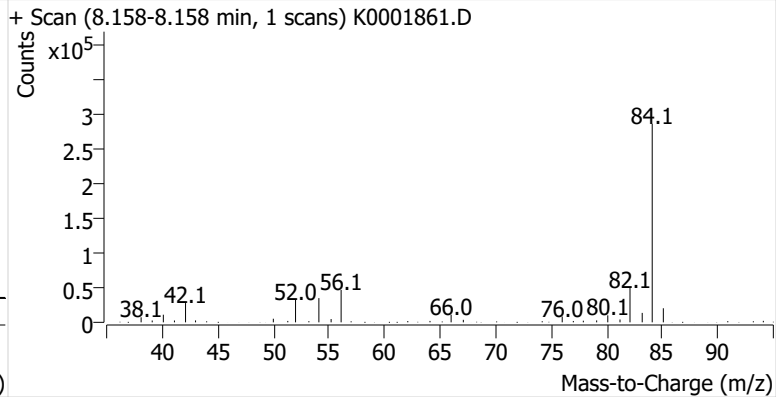
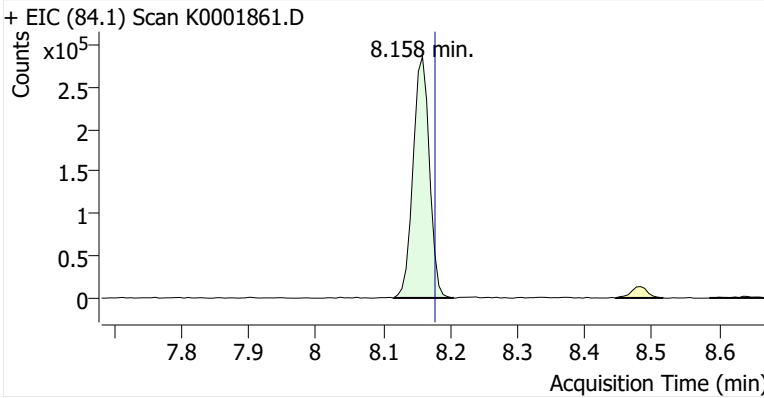
Name PPSP-6-S-20241120
Comment B40343
Data File K0001861.D
Acq. Date-Time 12/9/2024 4:48:23 PM
Acq. Method File M325B-MTD
Tube Sorbent Carboxpack X
Analyze Quant Version 12.1
Report Quant Version 12.1

Sample Chromatogram

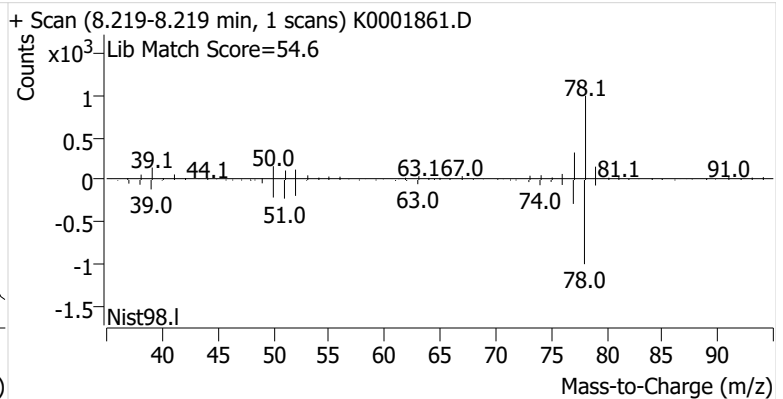
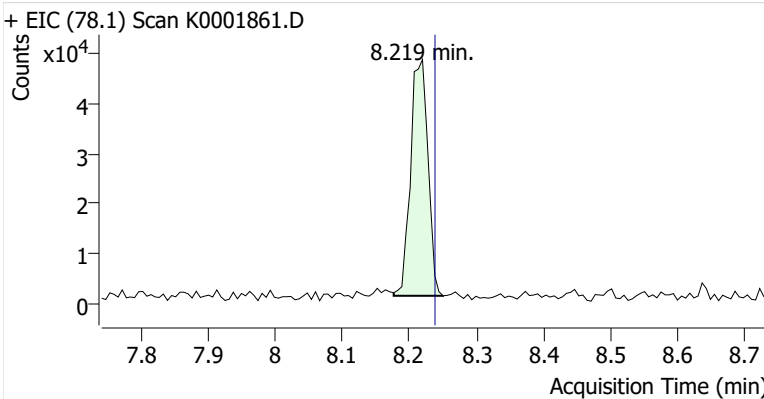


Name	ISTD	RT	ICAL RT	Resp.	Int. Flag
benzene-d6 (IS)		8.158	8.177	482,410	
Benzene	benzene-d6 (IS)	8.219	8.238	84,447	
Toluene-d8 (IS)		10.844	10.869	528,987	
Toluene	Toluene-d8 (IS)	10.942	10.967	221,756	
Ethylbenzene	Toluene-d8 (IS)	13.126	13.145	25,068	
m-/p-Xylene	Toluene-d8 (IS)	13.297	13.340	42,689	
o-Xylene	Toluene-d8 (IS)	13.799	13.818	17,528	

benzene-d6 (IS)

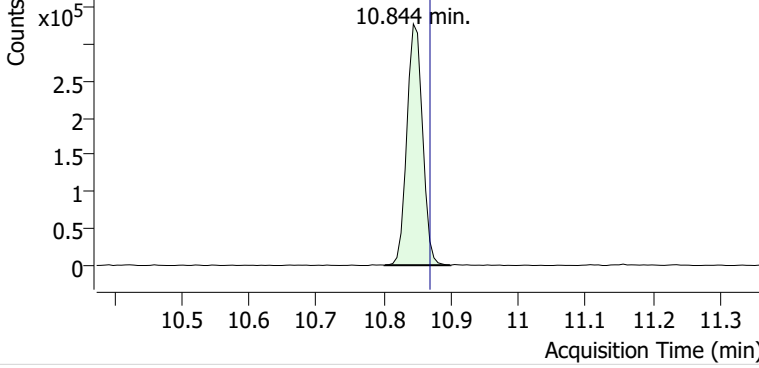


Benzene

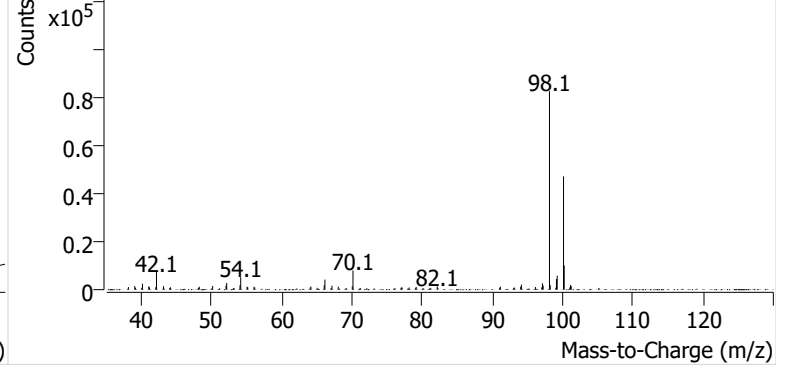


Toluene-d8 (IS)

+ EIC (98.1) Scan K0001861.D

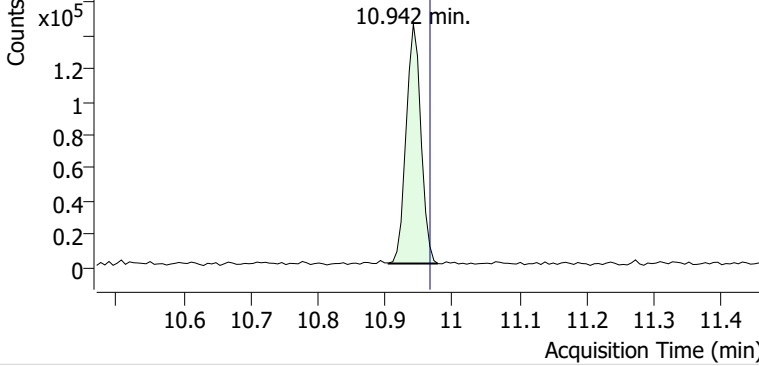


+ Scan (10.801-10.899 min, 17 scans) K0001861.D

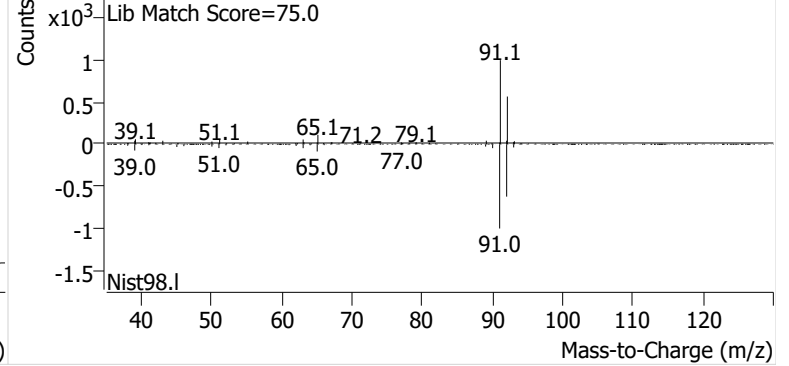


Toluene

+ EIC (91.1) Scan K0001861.D

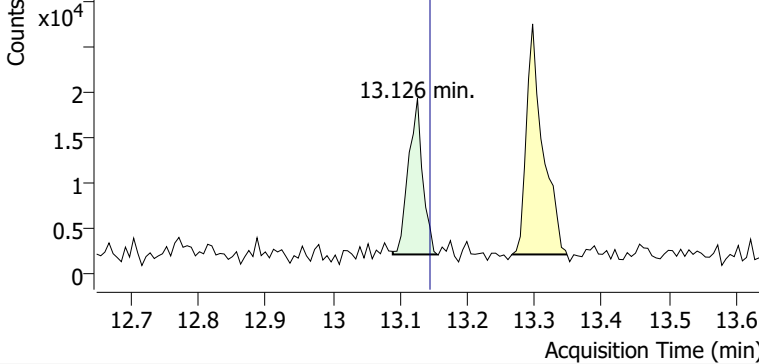


+ Scan (10.905-10.978 min, 12 scans) K0001861.D

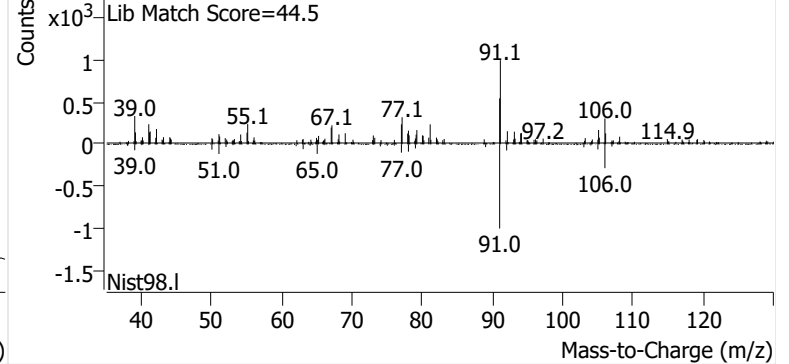


Ethylbenzene

+ EIC (91.1) Scan K0001861.D

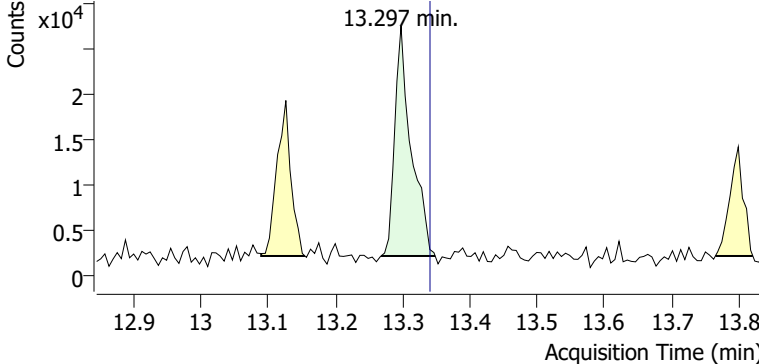


+ Scan (13.089-13.155 min, 11 scans) K0001861.D

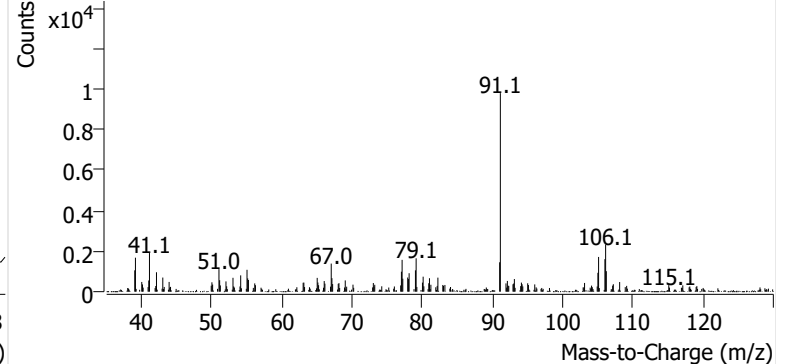


m-/p-Xylene

+ EIC (91.1) Scan K0001861.D

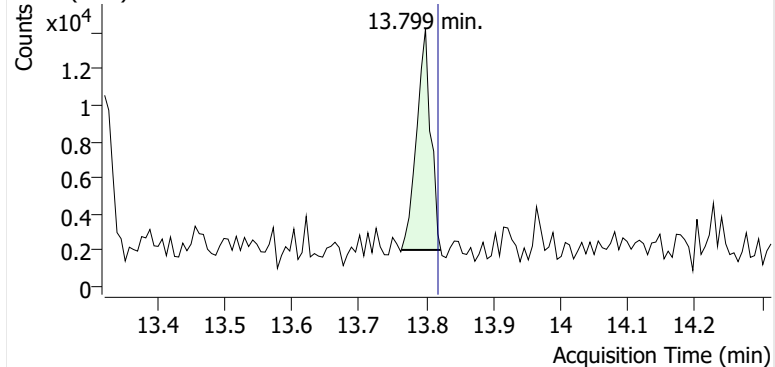


+ Scan (13.268-13.348 min, 13 scans) K0001861.D

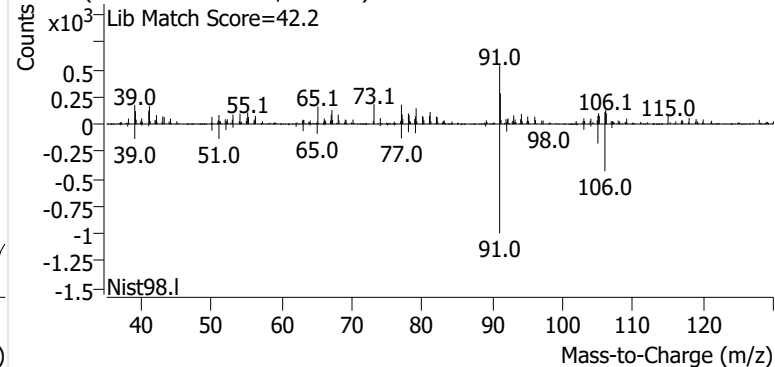


o-Xylene

+ EIC (91.1) Scan K0001861.D

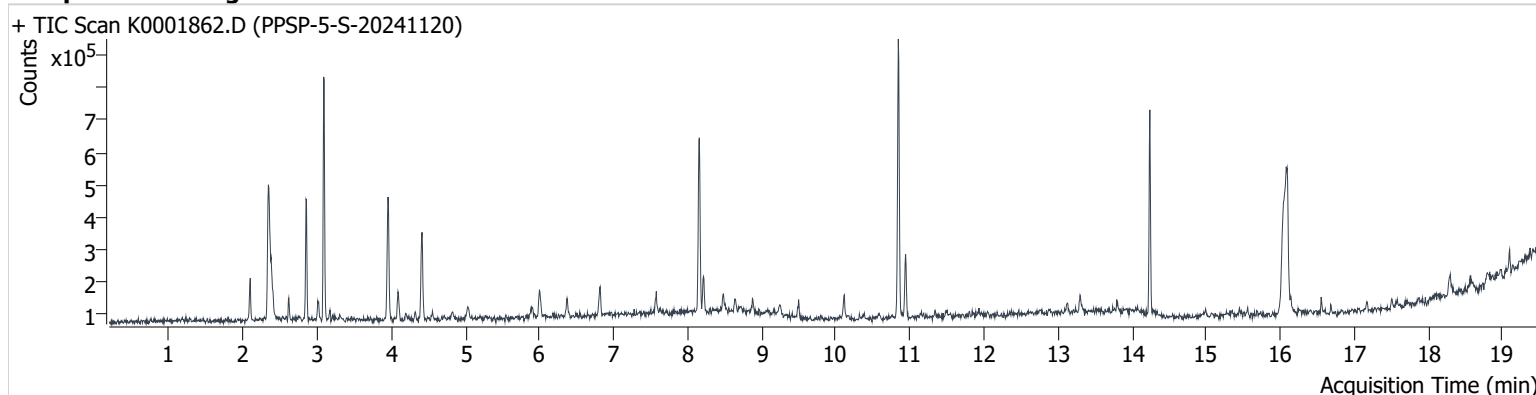


+ Scan (13.763-13.822 min, 9 scans) K0001861.D



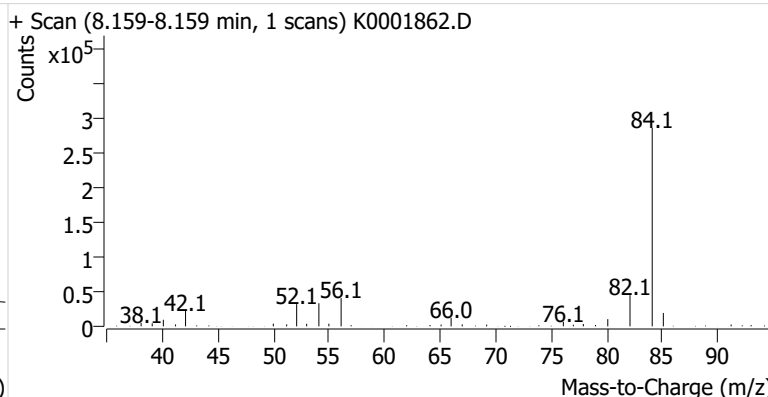
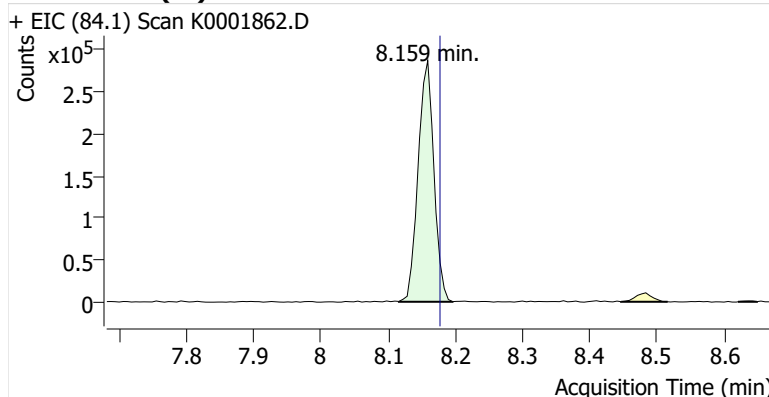
Name PPSP-5-S-20241120
Comment C01490
Data File K0001862.D
Acq. Date-Time 12/9/2024 5:15:53 PM
Acq. Method File M325B-MTD
Tube Sorbent Carboxpack X
Analyze Quant Version 12.1
Report Quant Version 12.1

Sample Chromatogram

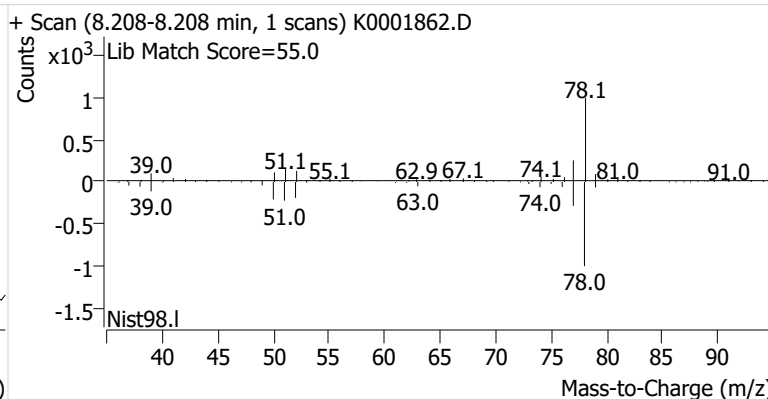
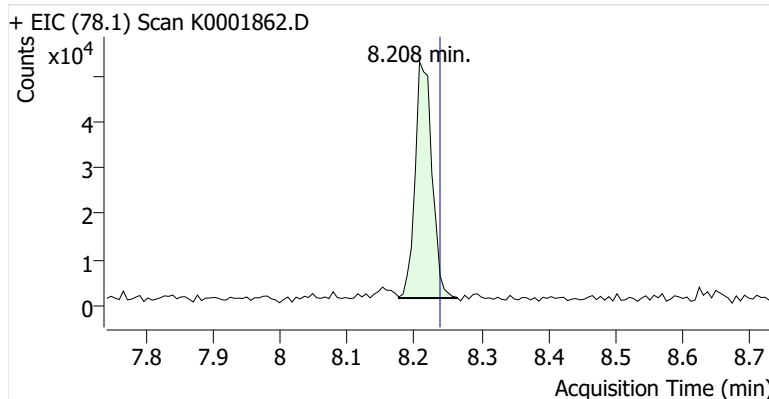


Name	ISTD	RT	ICAL RT	Resp.	Int. Flag
benzene-d6 (IS)		8.159	8.177	467,822	
Benzene	benzene-d6 (IS)	8.208	8.238	90,219	
Toluene-d8 (IS)		10.844	10.869	536,555	
Toluene	Toluene-d8 (IS)	10.942	10.967	121,166	
Ethylbenzene	Toluene-d8 (IS)	13.120	13.145	19,019	
m-/p-Xylene	Toluene-d8 (IS)	13.298	13.340	35,138	
o-Xylene	Toluene-d8 (IS)	13.793	13.818	11,774	

benzene-d6 (IS)

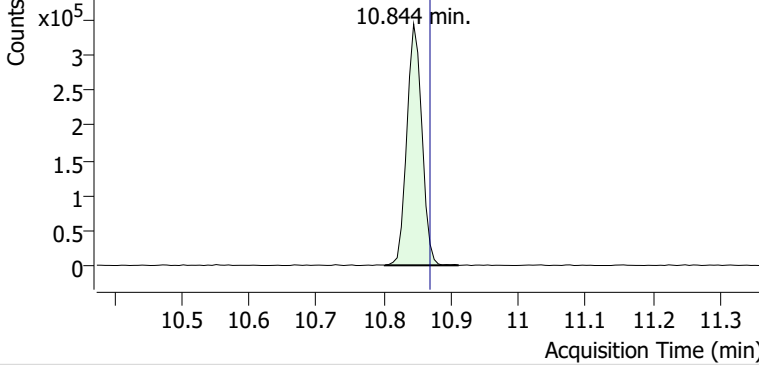


Benzene

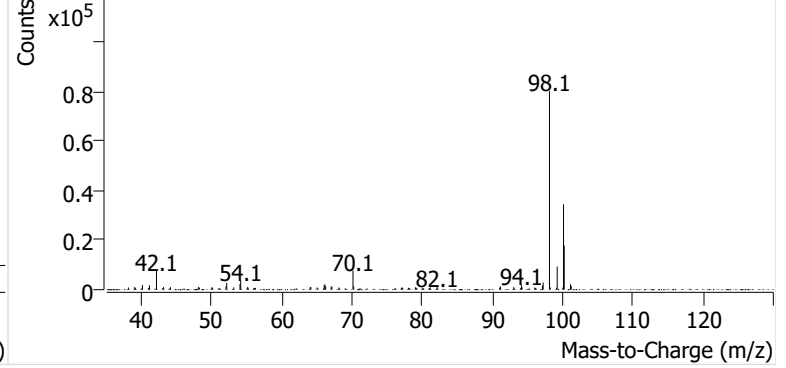


Toluene-d8 (IS)

+ EIC (98.1) Scan K0001862.D

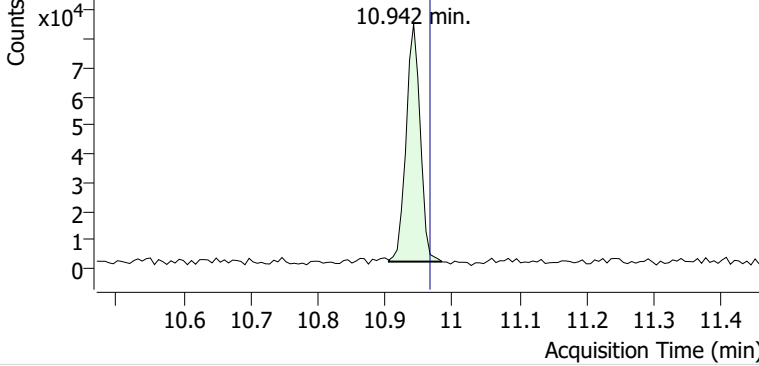


+ Scan (10.802-10.911 min, 18 scans) K0001862.D

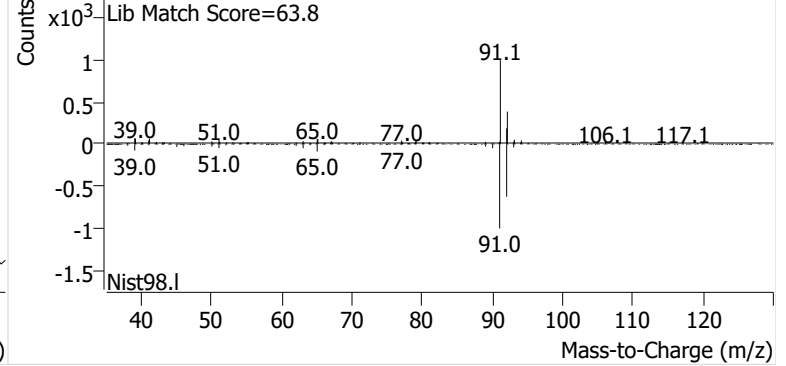


Toluene

+ EIC (91.1) Scan K0001862.D

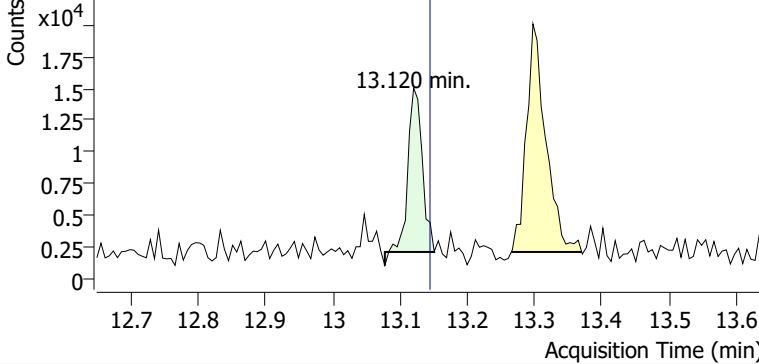


+ Scan (10.906-10.984 min, 13 scans) K0001862.D

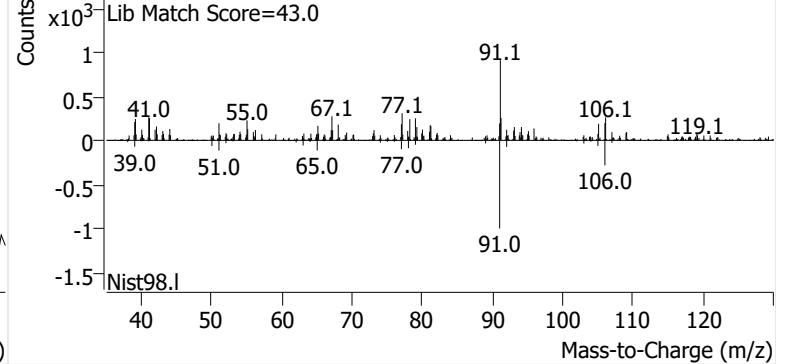


Ethylbenzene

+ EIC (91.1) Scan K0001862.D

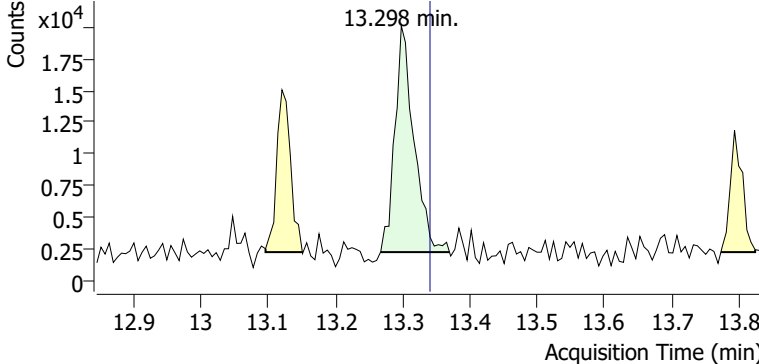


+ Scan (13.077-13.151 min, 13 scans) K0001862.D

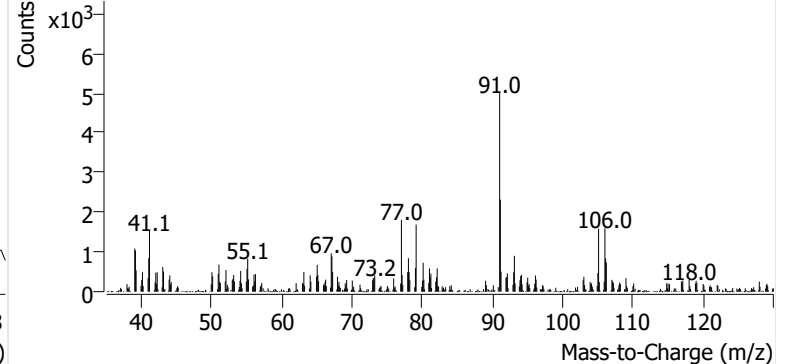


m-/p-Xylene

+ EIC (91.1) Scan K0001862.D

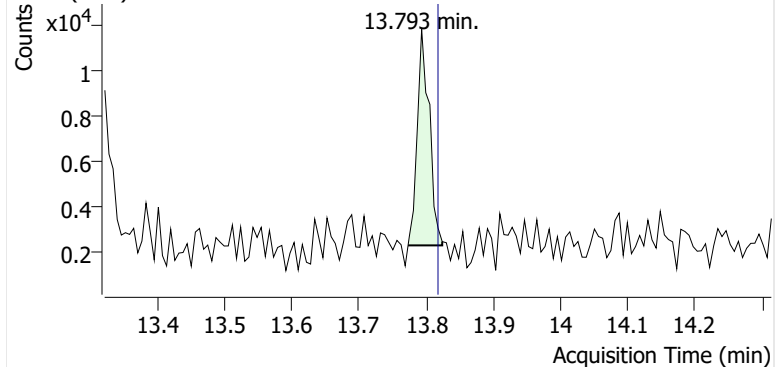


+ Scan (13.267-13.369 min, 17 scans) K0001862.D

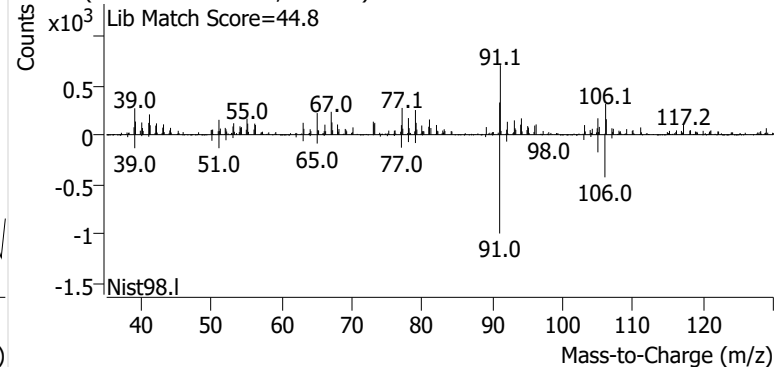


o-Xylene

+ EIC (91.1) Scan K0001862.D

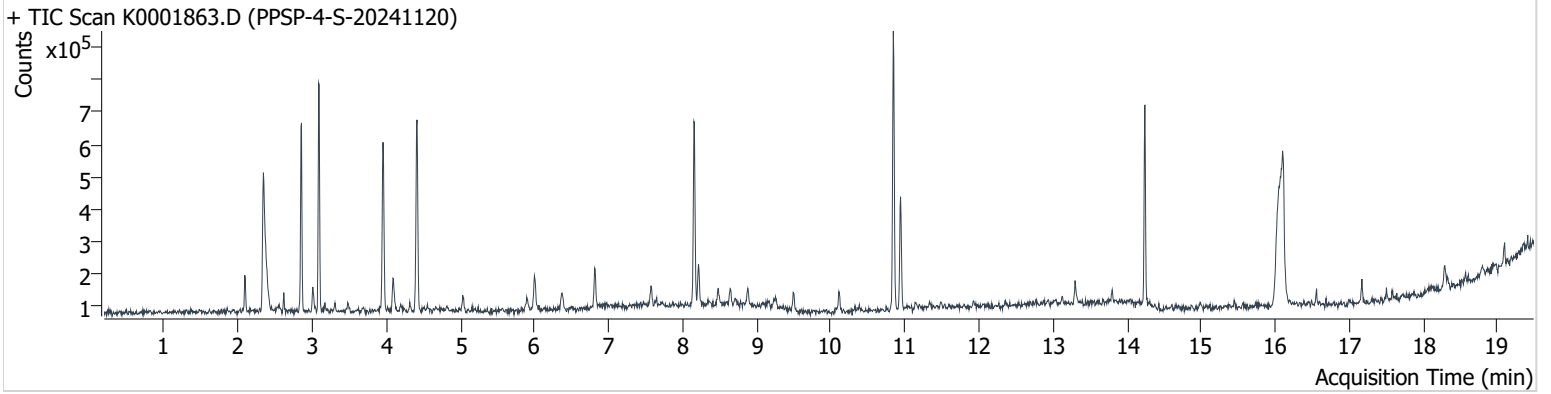


+ Scan (13.773-13.824 min, 9 scans) K0001862.D



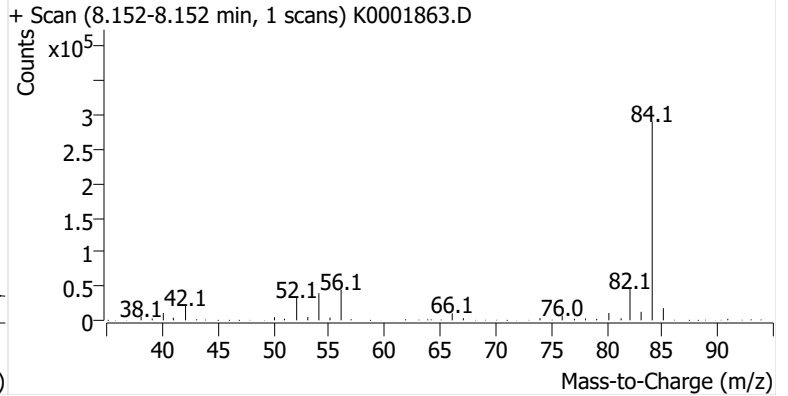
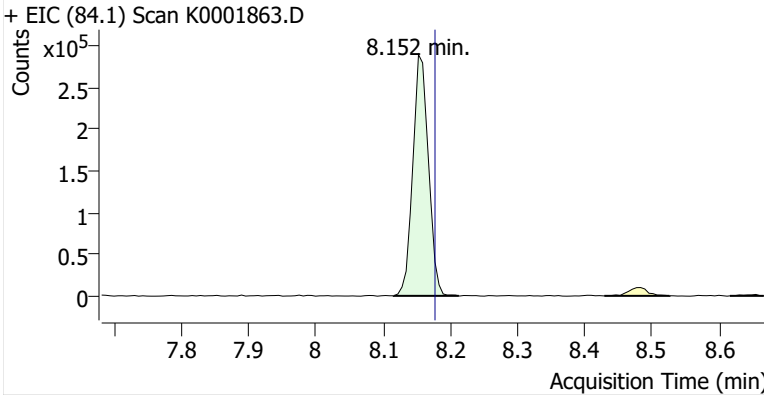
Name PPSP-4-S-20241120
Comment B52747
Data File K0001863.D
Acq. Date-Time 12/9/2024 5:43:25 PM
Acq. Method File M325B-MTD
Tube Sorbent Carboxpack X
Analyze Quant Version 12.1
Report Quant Version 12.1

Sample Chromatogram

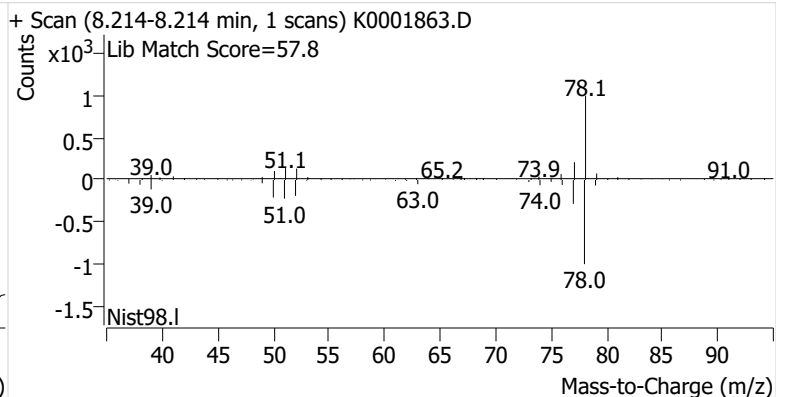
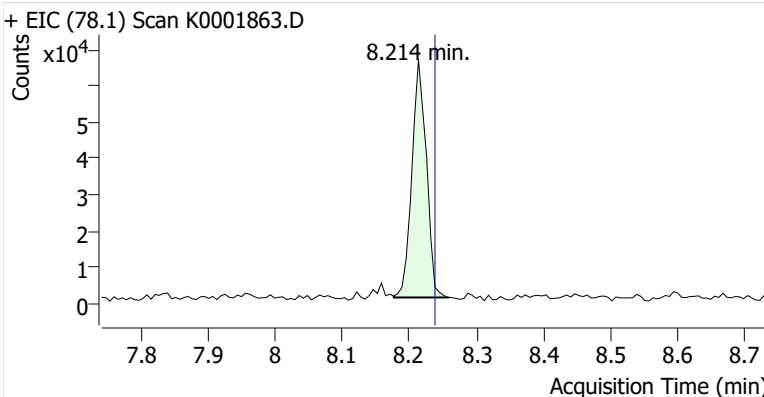


Name	ISTD	RT	ICAL RT	Resp.	Int. Flag
benzene-d6 (IS)		8.152	8.177	468,512	
Benzene	benzene-d6 (IS)	8.214	8.238	98,145	
Toluene-d8 (IS)		10.844	10.869	529,716	
Toluene	Toluene-d8 (IS)	10.942	10.967	225,426	
Ethylbenzene	Toluene-d8 (IS)	13.126	13.145	16,887	
m-/p-Xylene	Toluene-d8 (IS)	13.297	13.340	37,644	
o-Xylene	Toluene-d8 (IS)	13.799	13.818	14,597	

benzene-d6 (IS)

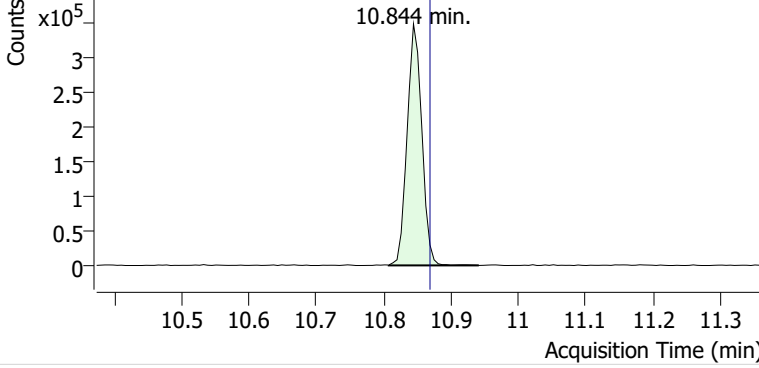


Benzene

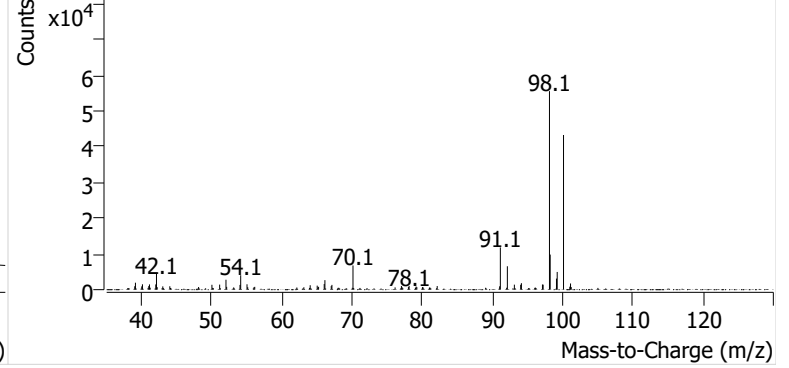


Toluene-d8 (IS)

+ EIC (98.1) Scan K0001863.D

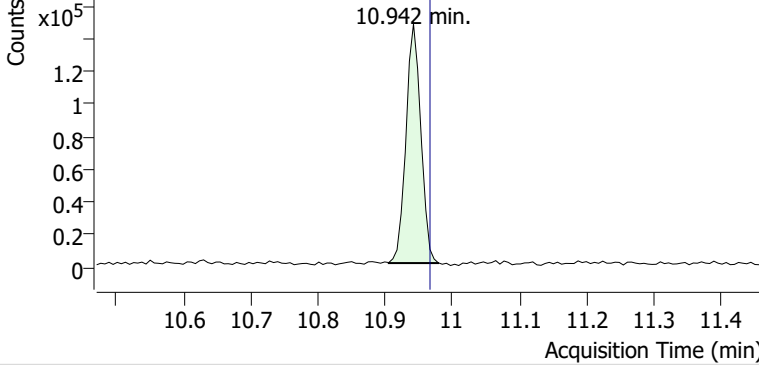


+ Scan (10.808-10.941 min, 22 scans) K0001863.D

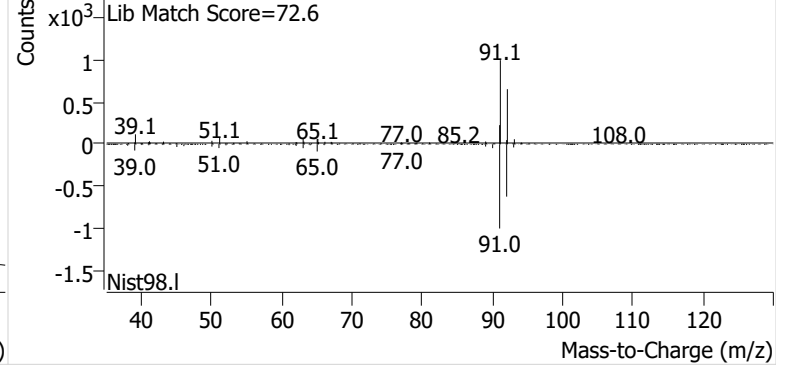


Toluene

+ EIC (91.1) Scan K0001863.D

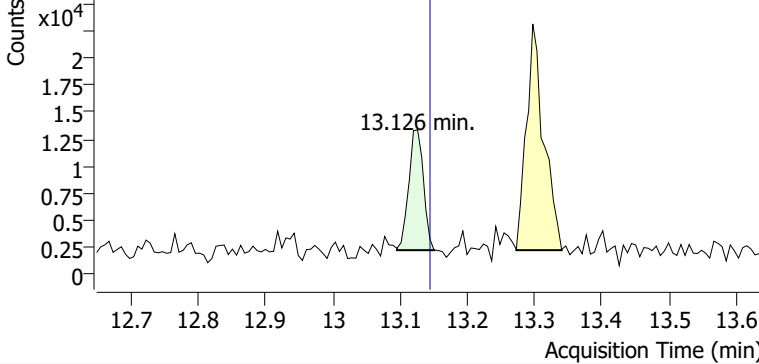


+ Scan (10.905-10.980 min, 13 scans) K0001863.D

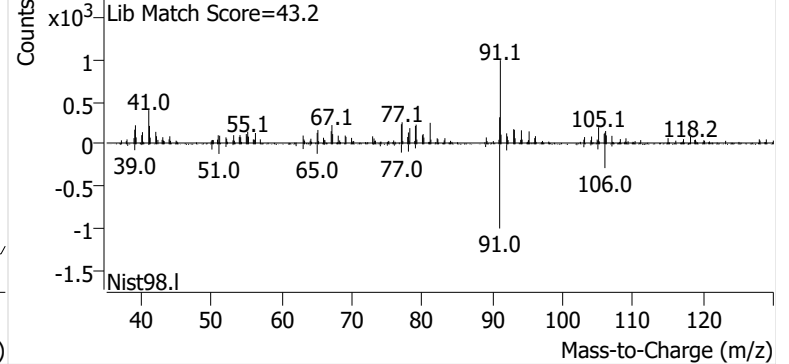


Ethylbenzene

+ EIC (91.1) Scan K0001863.D

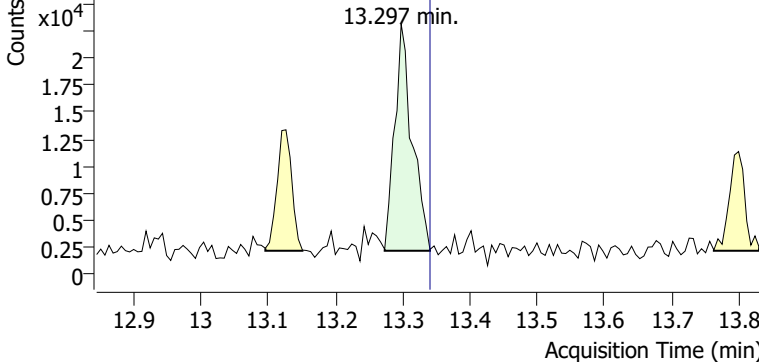


+ Scan (13.096-13.152 min, 10 scans) K0001863.D

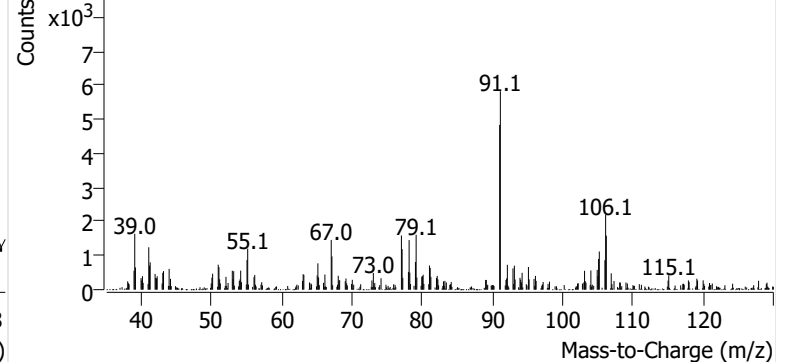


m-/p-Xylene

+ EIC (91.1) Scan K0001863.D

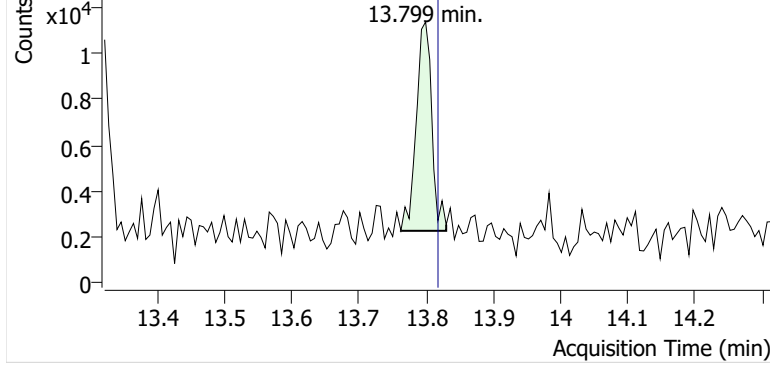


+ Scan (13.273-13.340 min, 12 scans) K0001863.D

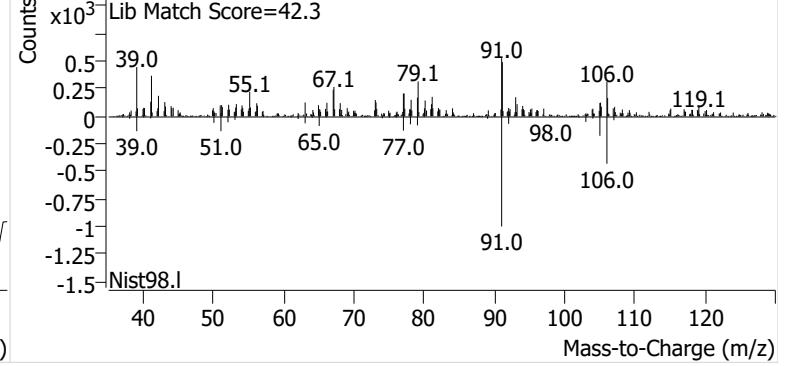


o-Xylene

+ EIC (91.1) Scan K0001863.D

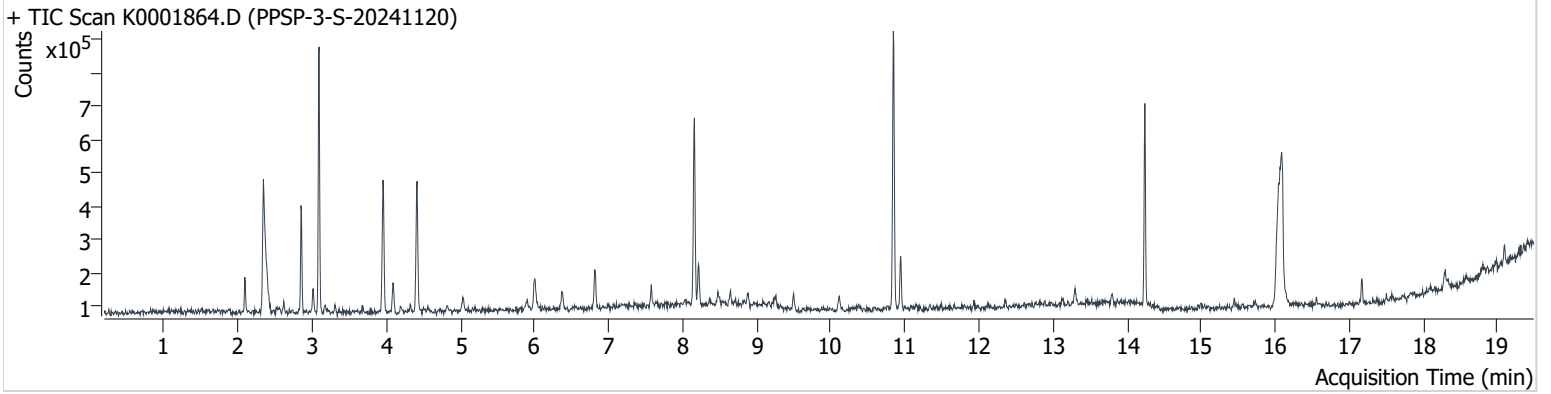


+ Scan (13.762-13.830 min, 12 scans) K0001863.D



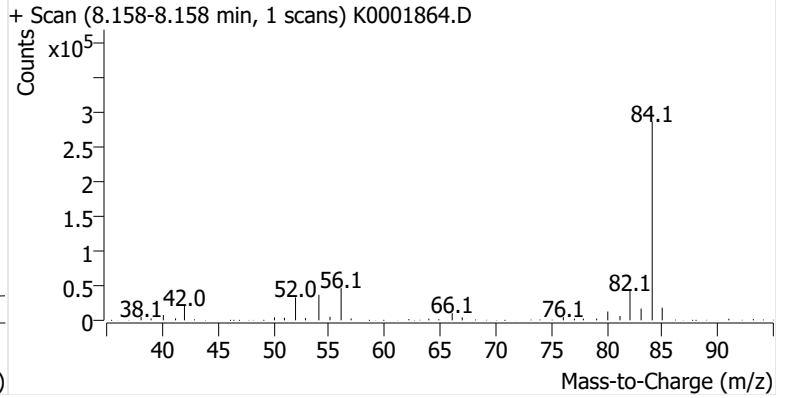
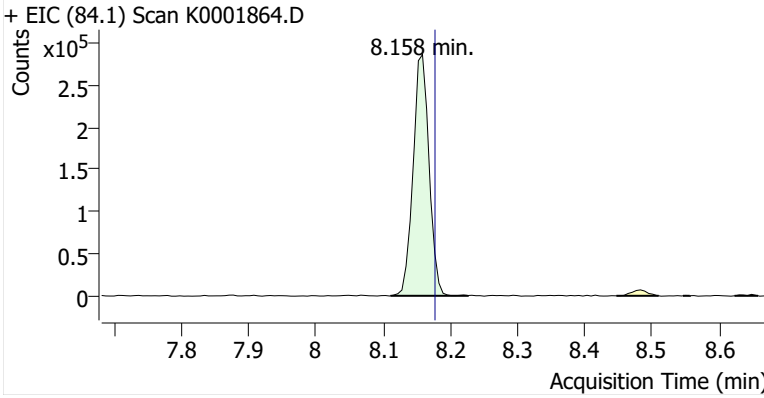
Name PPSP-3-S-20241120
Comment C01802
Data File K0001864.D
Acq. Date-Time 12/9/2024 6:10:54 PM
Acq. Method File M325B-MTD
Tube Sorbent Carboxpack X
Analyze Quant Version 12.1
Report Quant Version 12.1

Sample Chromatogram

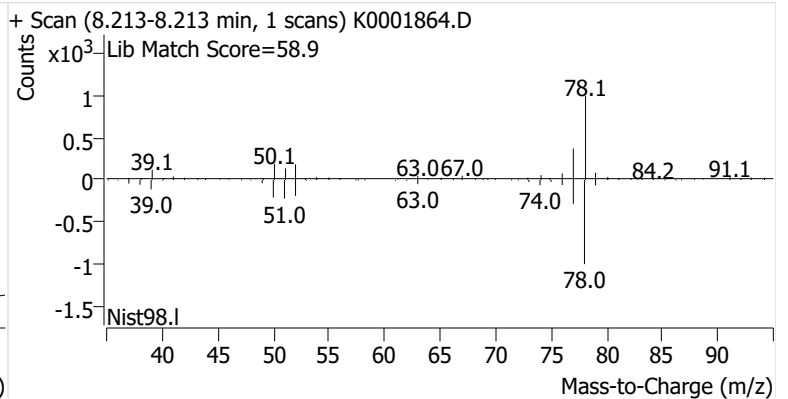
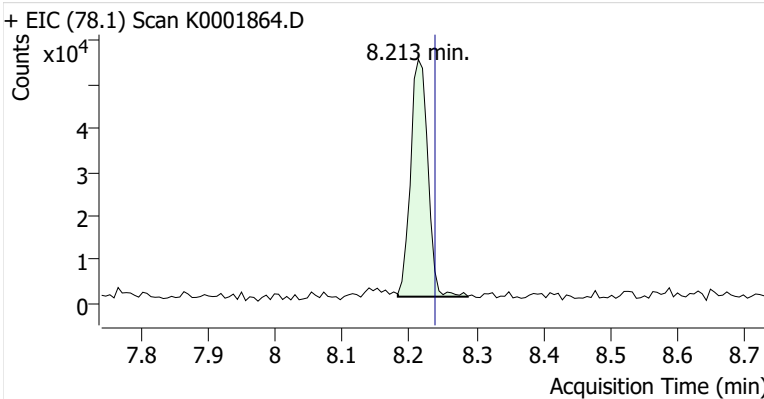


Name	ISTD	RT	ICAL RT	Resp.	Int. Flag
benzene-d6 (IS)		8.158	8.177	470,224	
Benzene	benzene-d6 (IS)	8.213	8.238	97,354	
Toluene-d8 (IS)		10.844	10.869	521,303	
Toluene	Toluene-d8 (IS)	10.942	10.967	97,252	
Ethylbenzene	Toluene-d8 (IS)	13.126	13.145	13,277	
m-/p-Xylene	Toluene-d8 (IS)	13.297	13.340	29,499	
o-Xylene	Toluene-d8 (IS)	13.787	13.818	11,445	

benzene-d6 (IS)

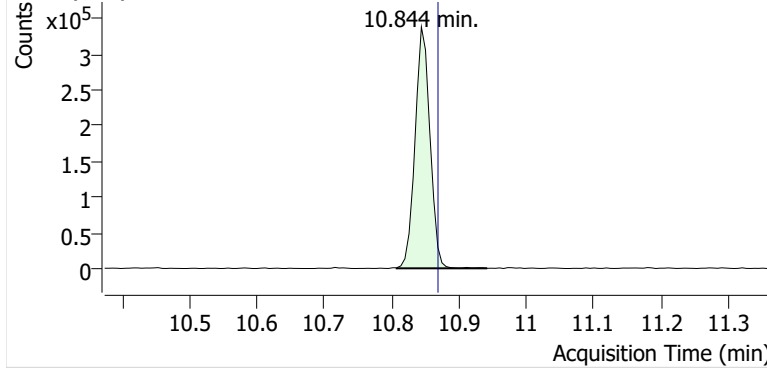


Benzene

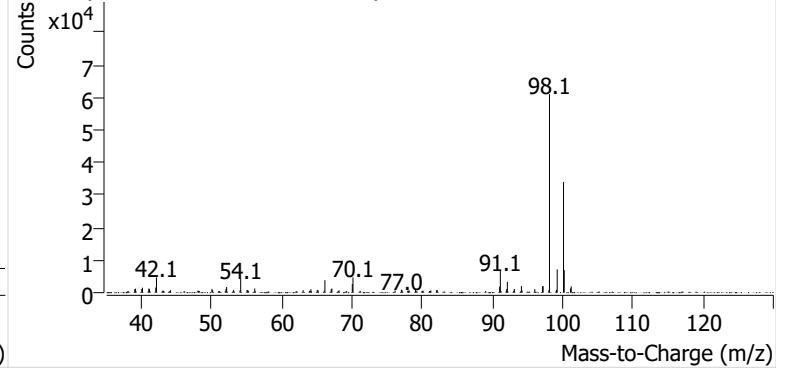


Toluene-d8 (IS)

+ EIC (98.1) Scan K0001864.D

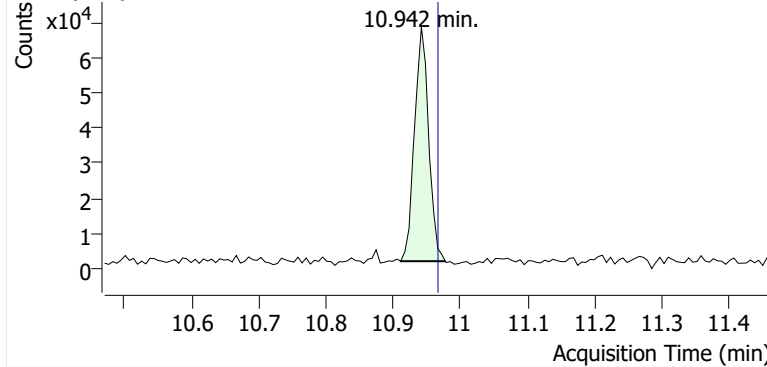


+ Scan (10.807-10.942 min, 23 scans) K0001864.D

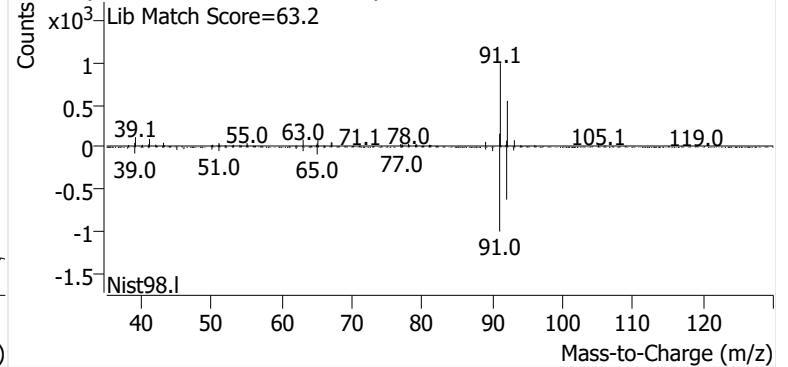


Toluene

+ EIC (91.1) Scan K0001864.D

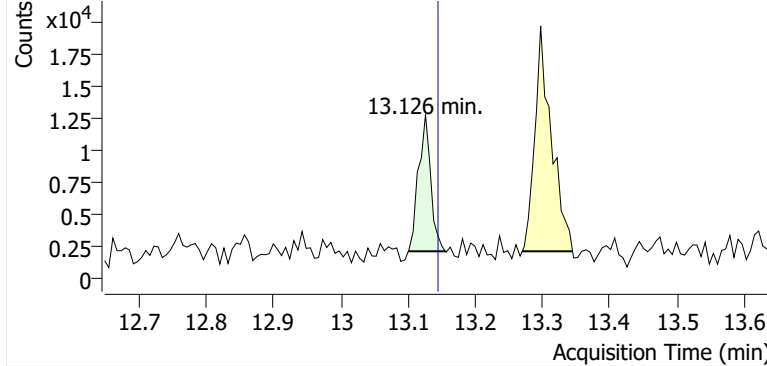


+ Scan (10.911-10.978 min, 11 scans) K0001864.D

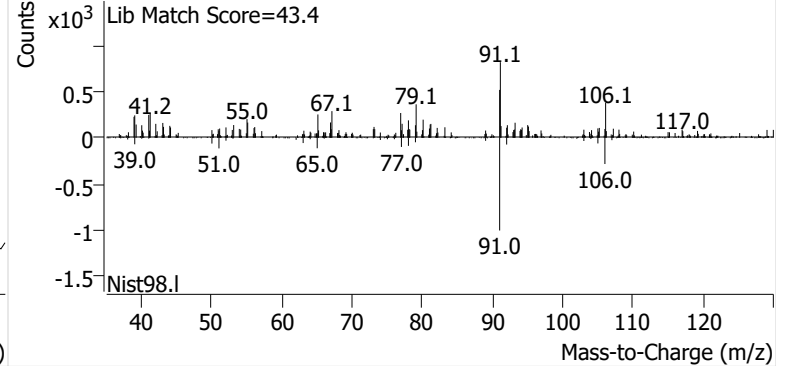


Ethylbenzene

+ EIC (91.1) Scan K0001864.D

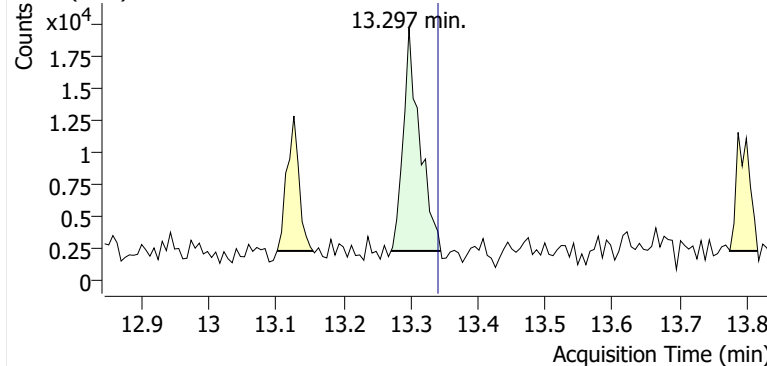


+ Scan (13.100-13.156 min, 9 scans) K0001864.D

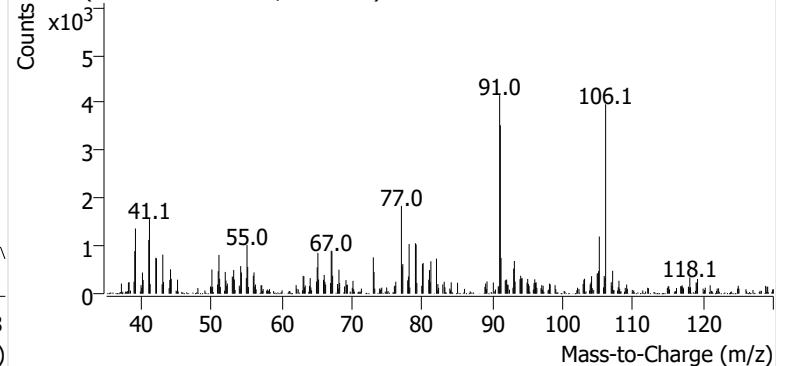


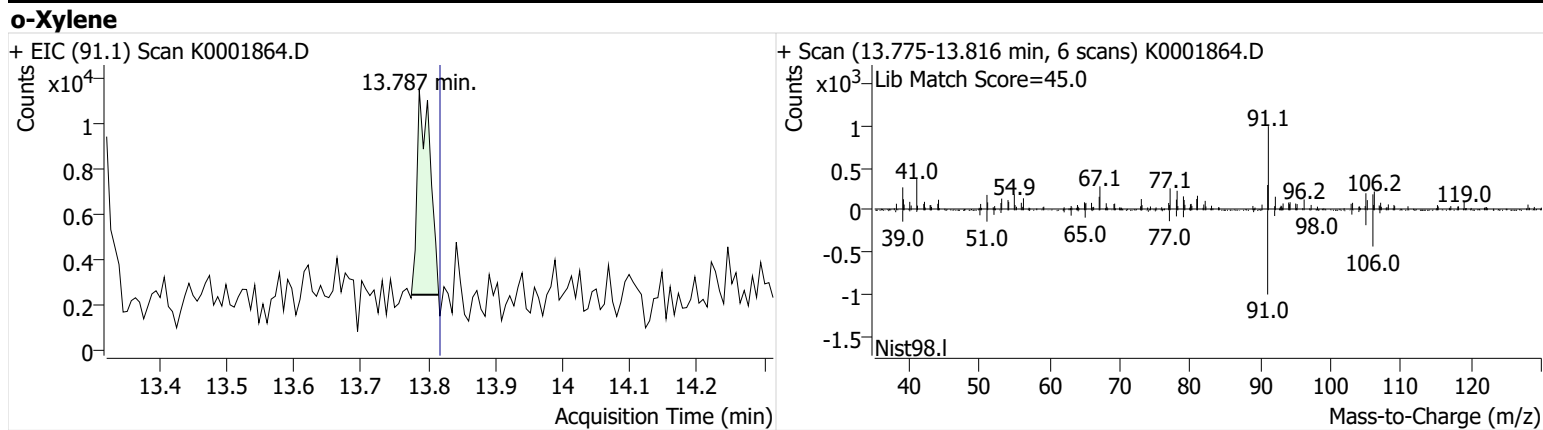
m-/p-Xylene

+ EIC (91.1) Scan K0001864.D



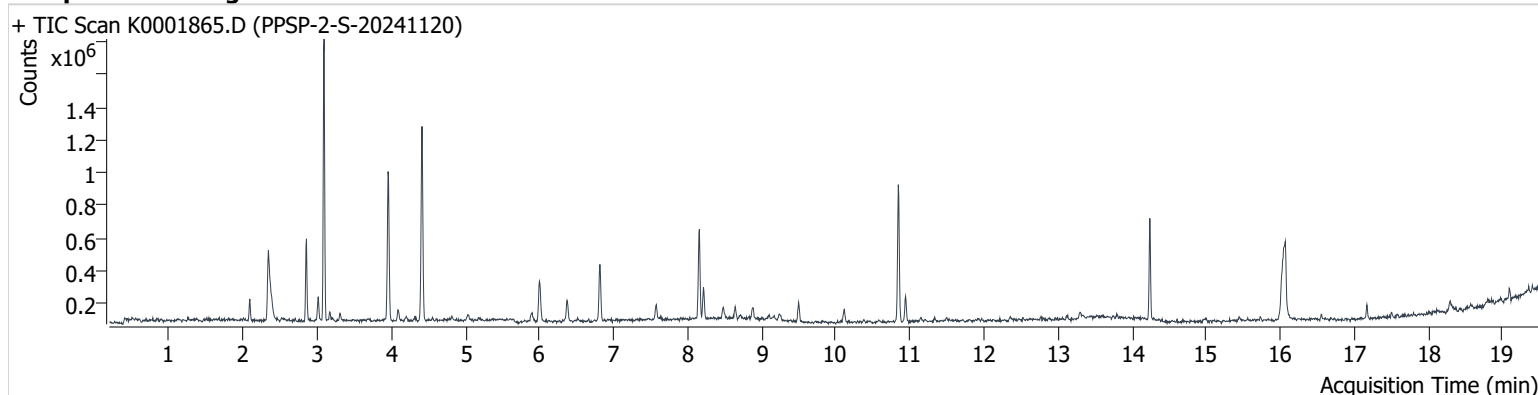
+ Scan (13.270-13.345 min, 12 scans) K0001864.D





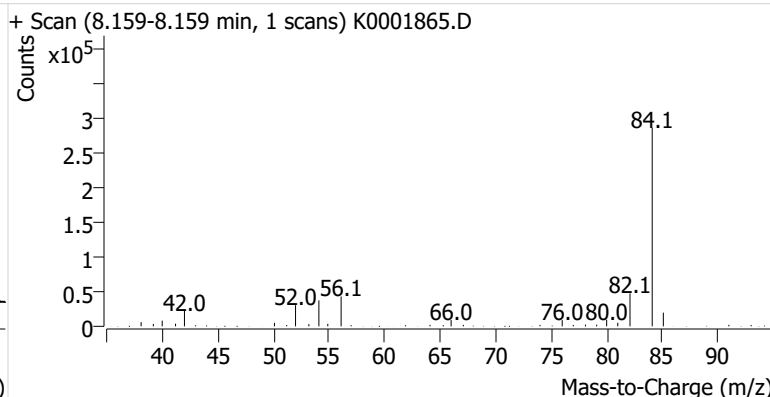
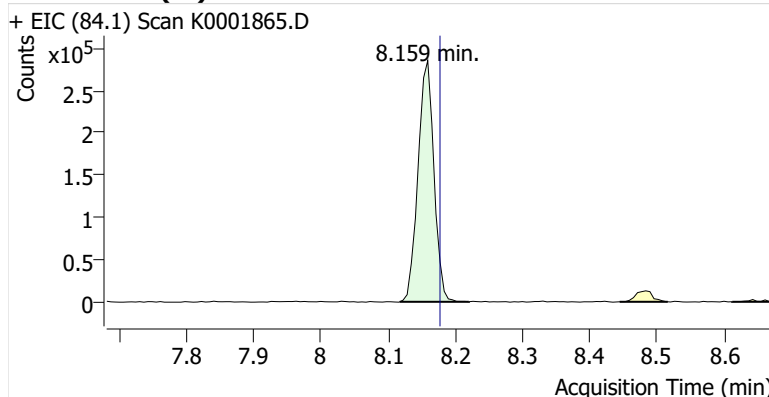
Name PPSP-2-S-20241120
Comment B46258
Data File K0001865.D
Acq. Date-Time 12/9/2024 6:38:25 PM
Acq. Method File M325B-MTD
Tube Sorbent Carbopack X
Analyze Quant Version 12.1
Report Quant Version 12.1

Sample Chromatogram

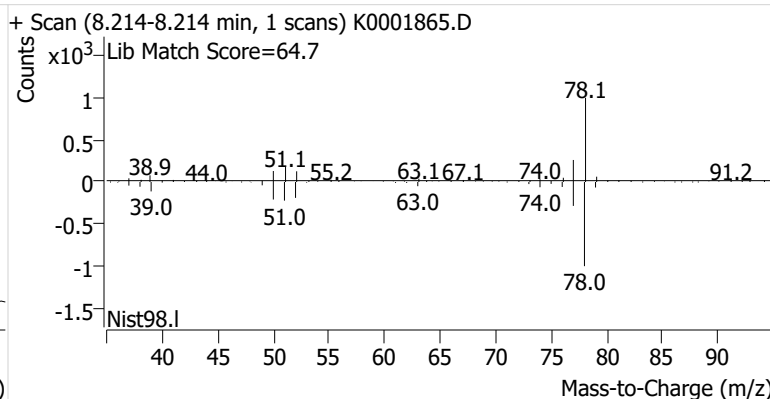
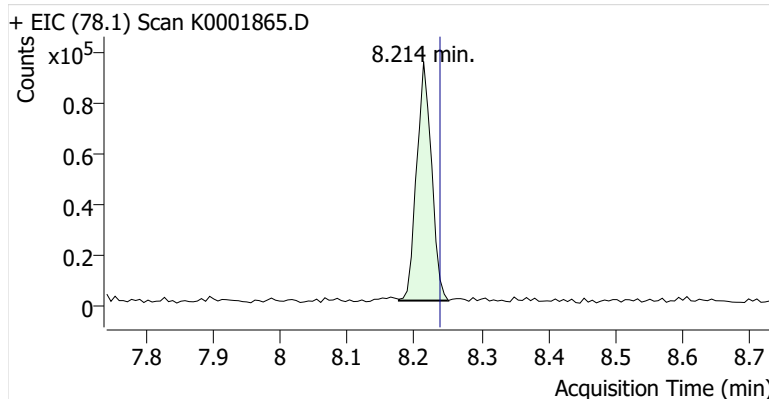


Name	ISTD	RT	ICAL RT	Resp.	Int. Flag
benzene-d6 (IS)		8.159	8.177	467,419	
Benzene	benzene-d6 (IS)	8.214	8.238	145,475	
Toluene-d8 (IS)		10.844	10.869	525,725	
Toluene	Toluene-d8 (IS)	10.942	10.967	95,564	
Ethylbenzene	Toluene-d8 (IS)	13.120	13.145	12,328	
m-/p-Xylene	Toluene-d8 (IS)	13.298	13.340	25,132	
o-Xylene	Toluene-d8 (IS)	13.799	13.818	11,966	

benzene-d6 (IS)

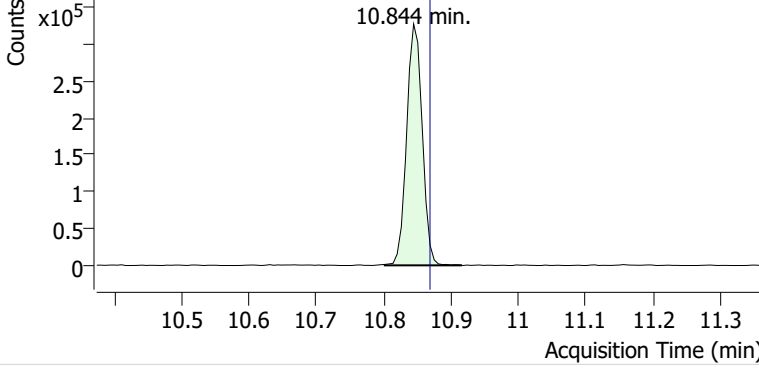


Benzene

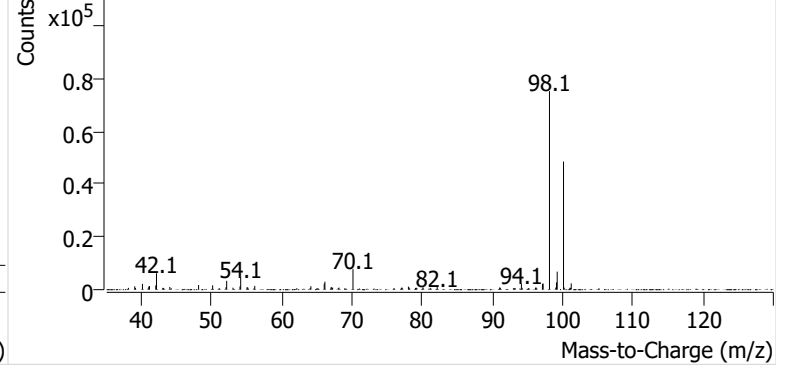


Toluene-d8 (IS)

+ EIC (98.1) Scan K0001865.D

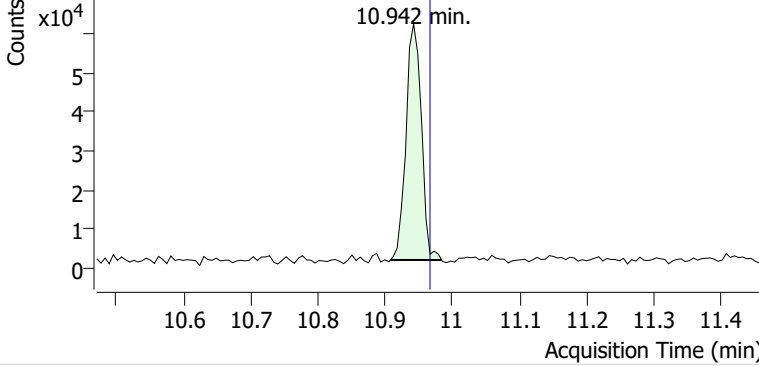


+ Scan (10.802-10.916 min, 19 scans) K0001865.D

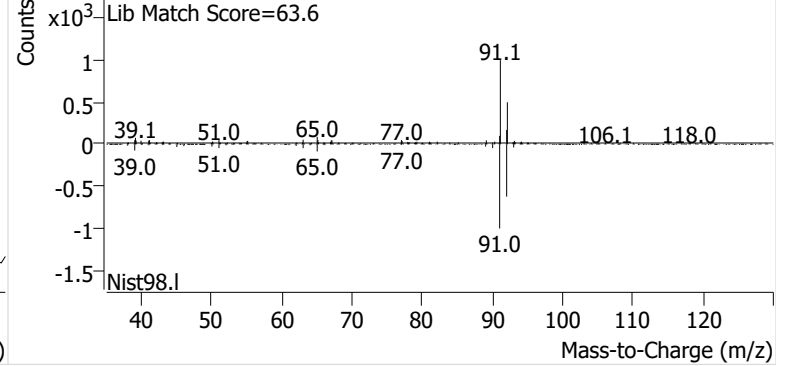


Toluene

+ EIC (91.1) Scan K0001865.D

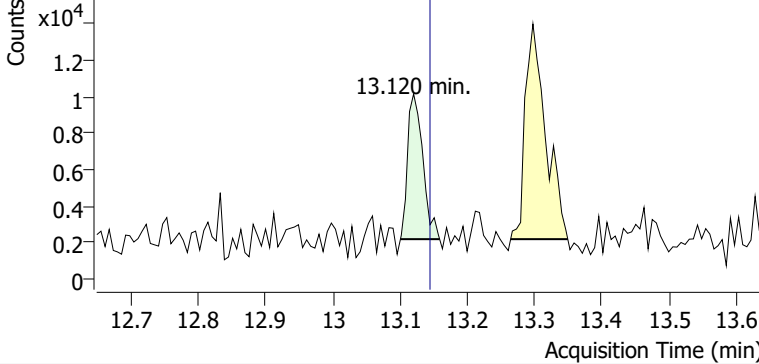


+ Scan (10.908-10.984 min, 12 scans) K0001865.D

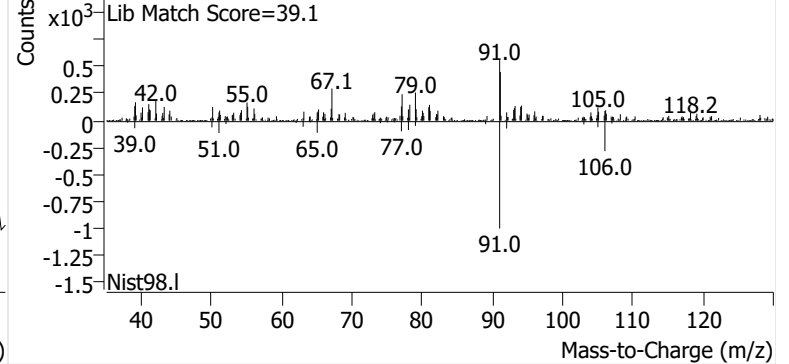


Ethylbenzene

+ EIC (91.1) Scan K0001865.D

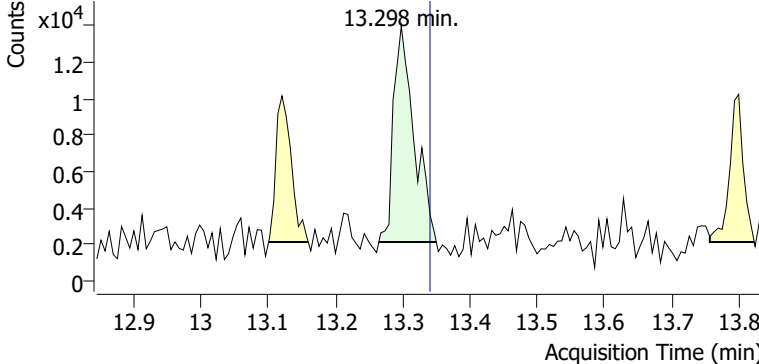


+ Scan (13.101-13.159 min, 10 scans) K0001865.D

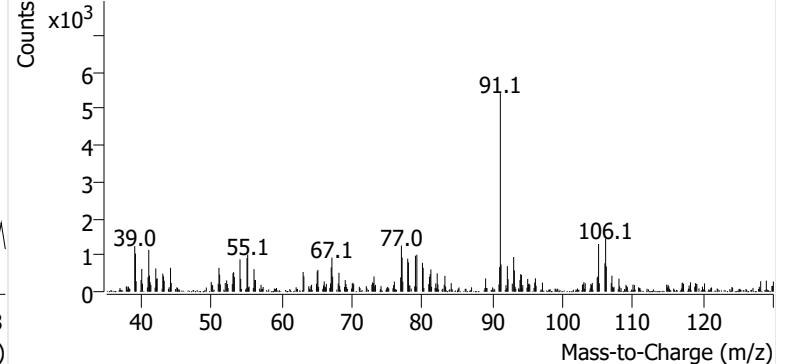


m-/p-Xylene

+ EIC (91.1) Scan K0001865.D

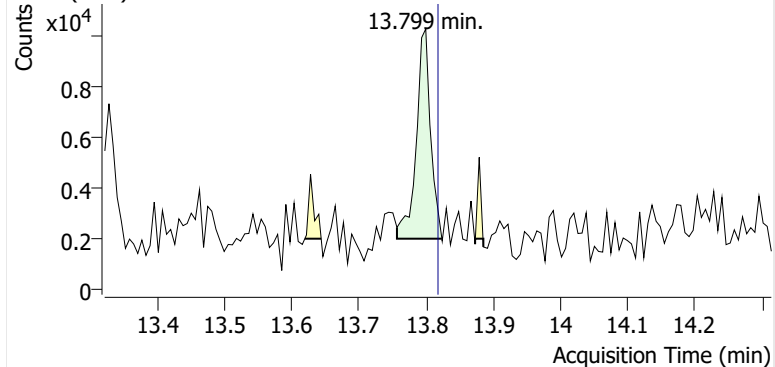


+ Scan (13.264-13.350 min, 14 scans) K0001865.D

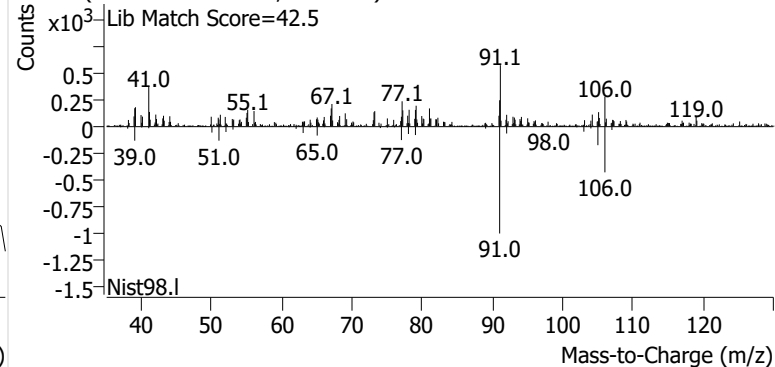


o-Xylene

+ EIC (91.1) Scan K0001865.D

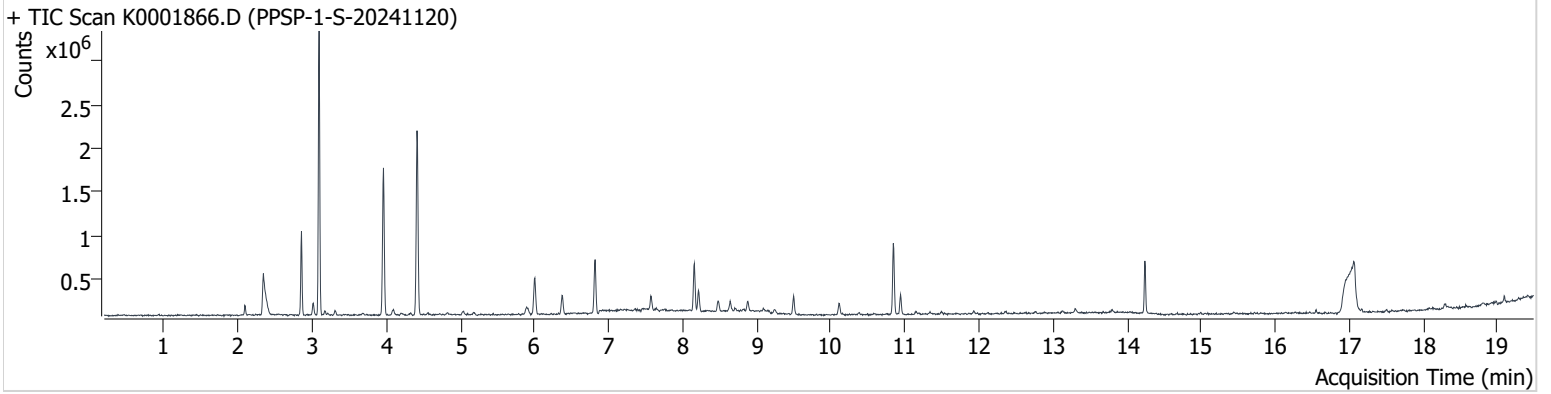


+ Scan (13.756-13.823 min, 11 scans) K0001865.D



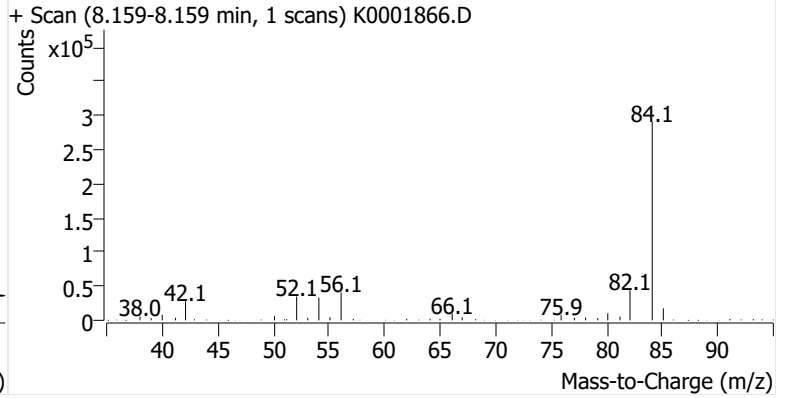
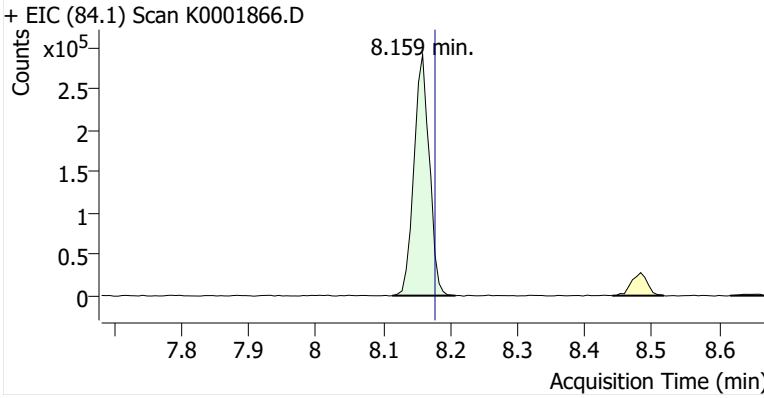
Name PPSP-1-S-20241120
Comment B27812
Data File K0001866.D
Acq. Date-Time 12/9/2024 7:05:55 PM
Acq. Method File M325B-MTD
Tube Sorbent Carbopack X
Analyze Quant Version 12.1
Report Quant Version 12.1

Sample Chromatogram

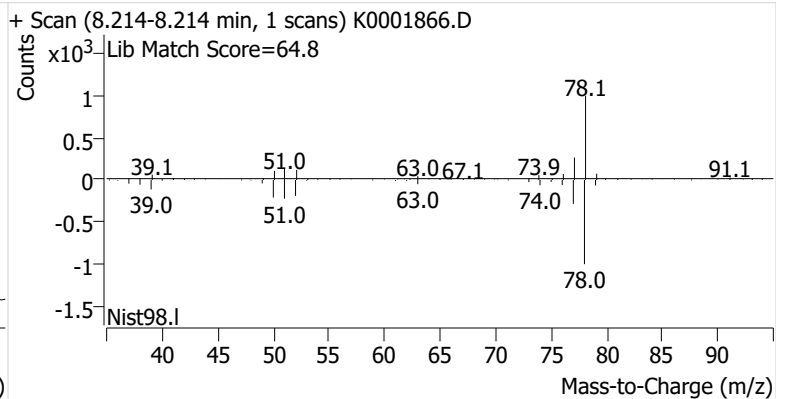
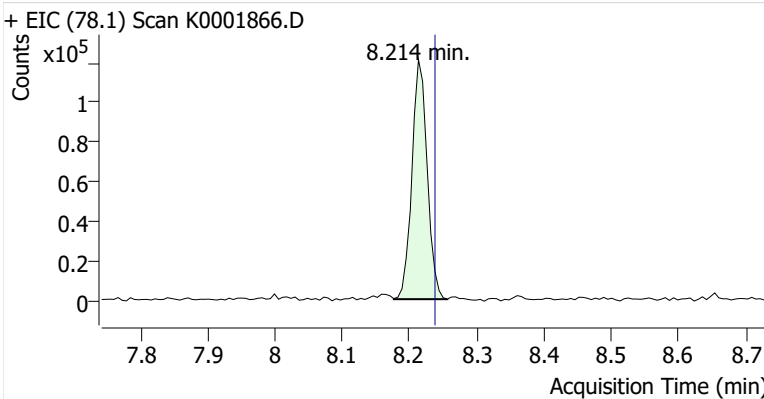


Name	ISTD	RT	ICAL RT	Resp.	Int. Flag
benzene-d6 (IS)		8.159	8.177	461,152	
Benzene	benzene-d6 (IS)	8.214	8.238	188,935	
Toluene-d8 (IS)		10.844	10.869	504,946	
Toluene	Toluene-d8 (IS)	10.942	10.967	145,659	
Ethylbenzene	Toluene-d8 (IS)	13.126	13.145	17,371	
m-/p-Xylene	Toluene-d8 (IS)	13.304	13.340	29,624	
o-Xylene	Toluene-d8 (IS)	13.799	13.818	14,493	

benzene-d6 (IS)

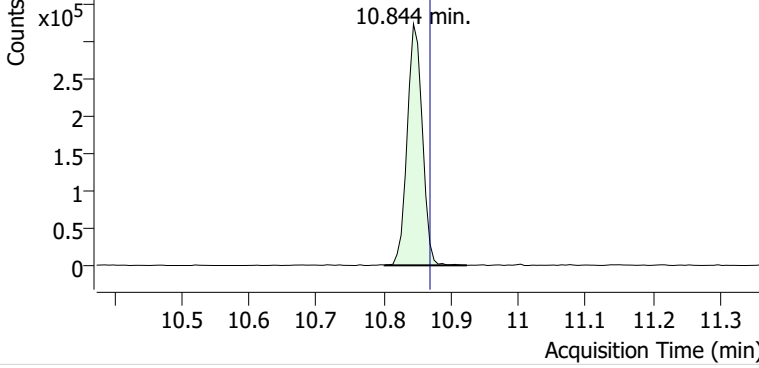


Benzene

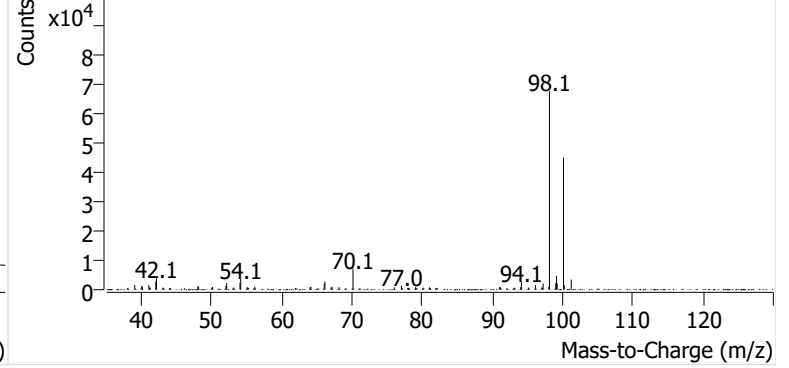


Toluene-d8 (IS)

+ EIC (98.1) Scan K0001866.D

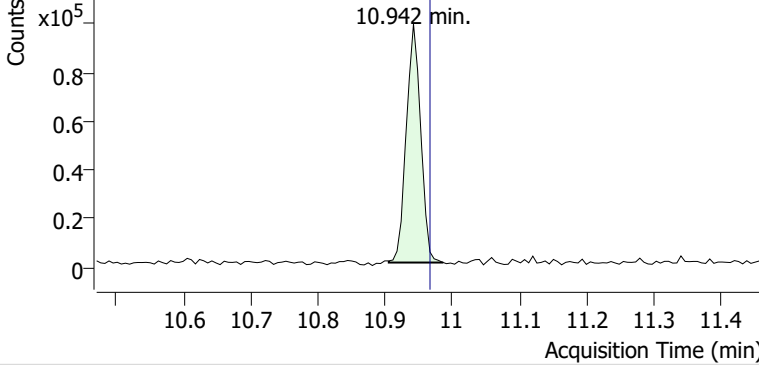


+ Scan (10.801-10.924 min, 20 scans) K0001866.D

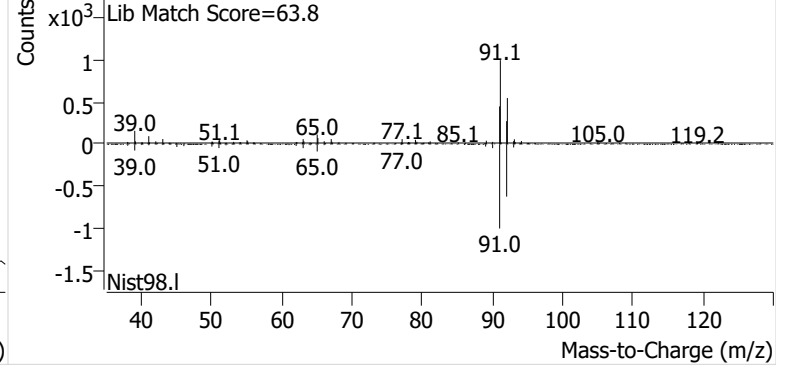


Toluene

+ EIC (91.1) Scan K0001866.D

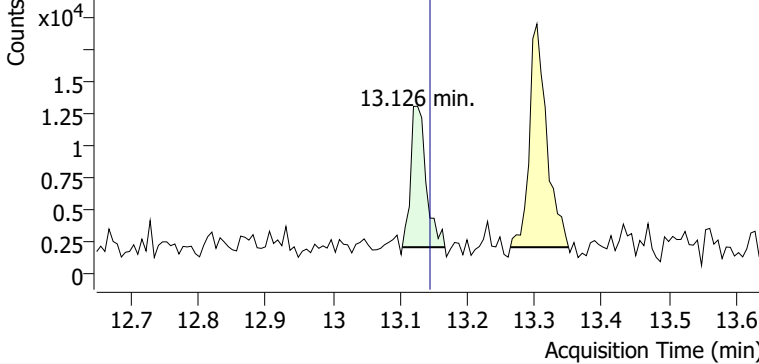


+ Scan (10.905-10.986 min, 14 scans) K0001866.D

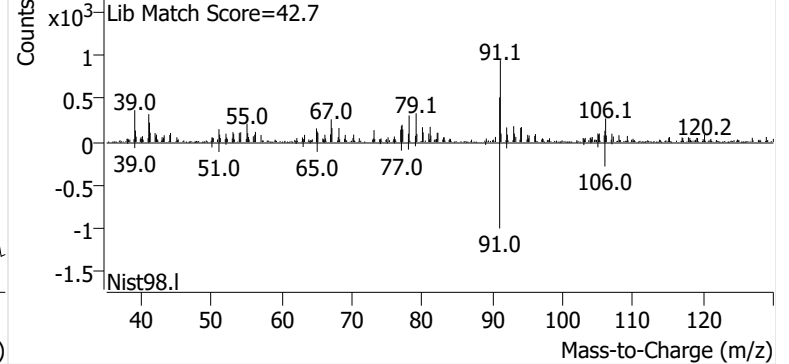


Ethylbenzene

+ EIC (91.1) Scan K0001866.D

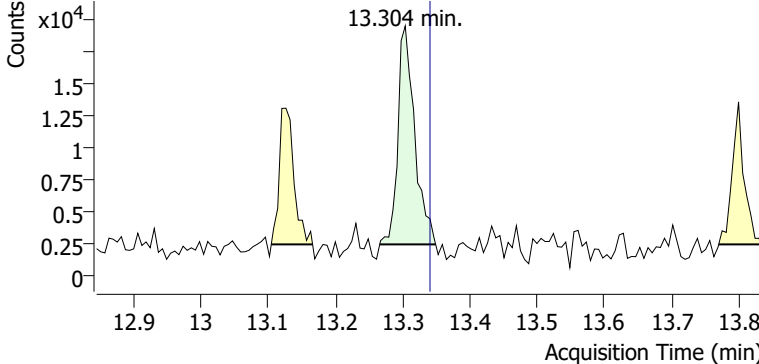


+ Scan (13.103-13.167 min, 10 scans) K0001866.D

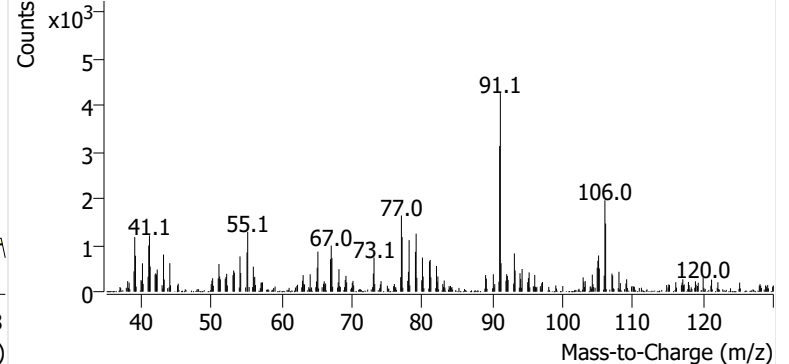


m-/p-Xylene

+ EIC (91.1) Scan K0001866.D

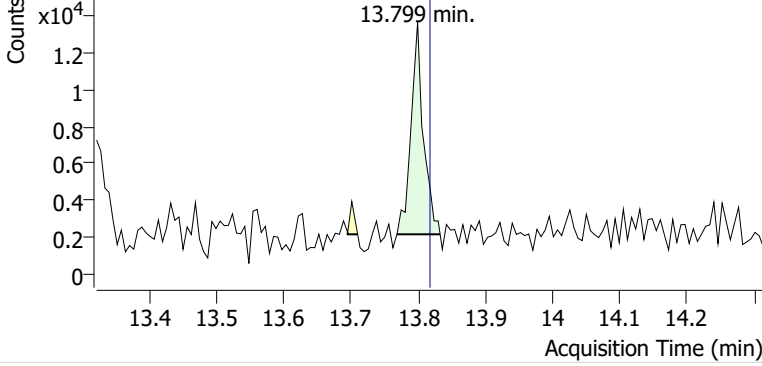


+ Scan (13.266-13.349 min, 14 scans) K0001866.D

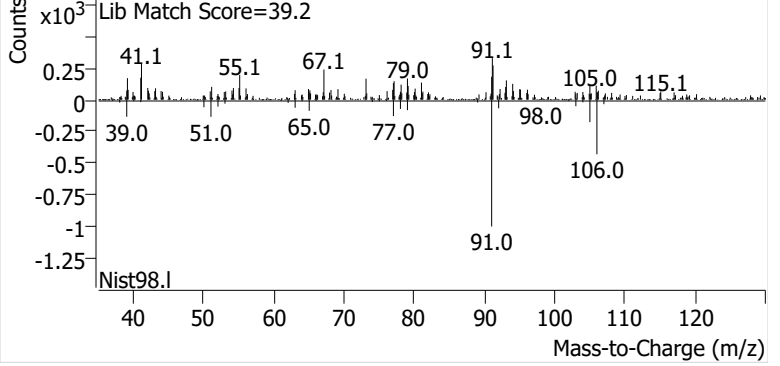


o-Xylene

+ EIC (91.1) Scan K0001866.D

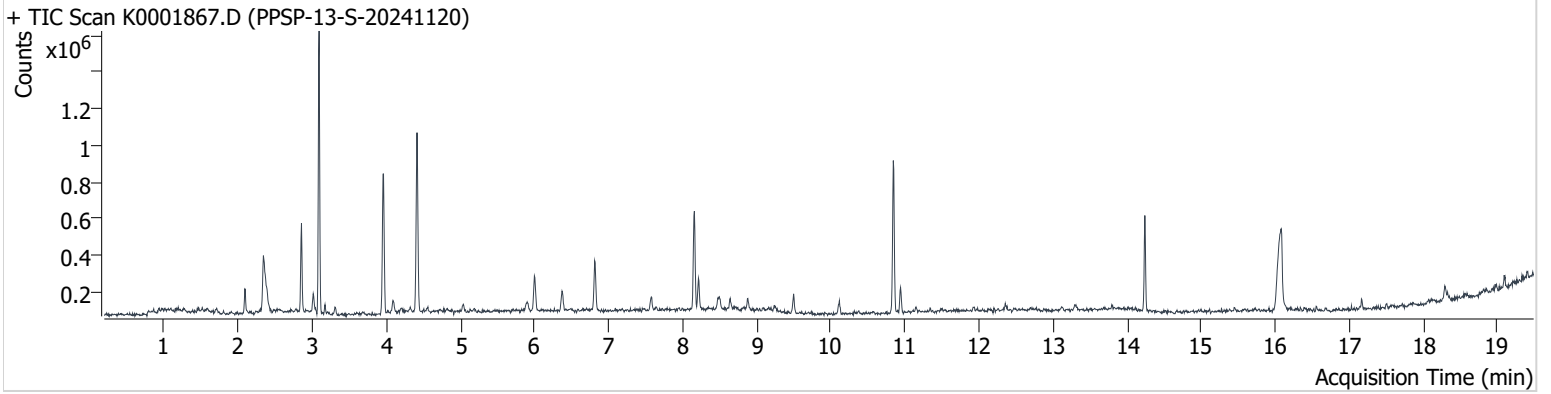


+ Scan (13.768-13.833 min, 11 scans) K0001866.D



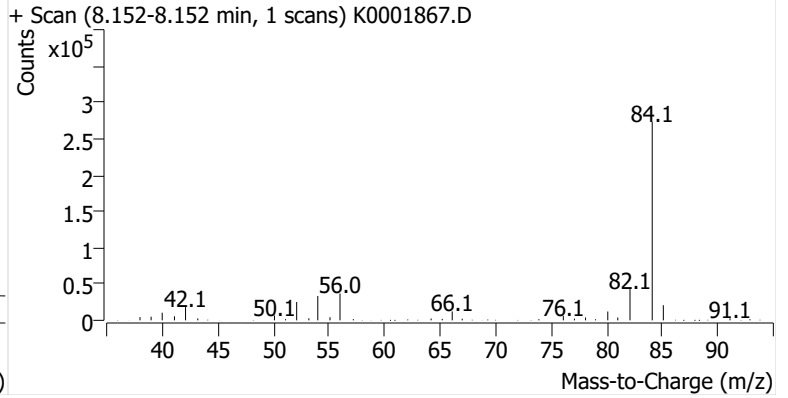
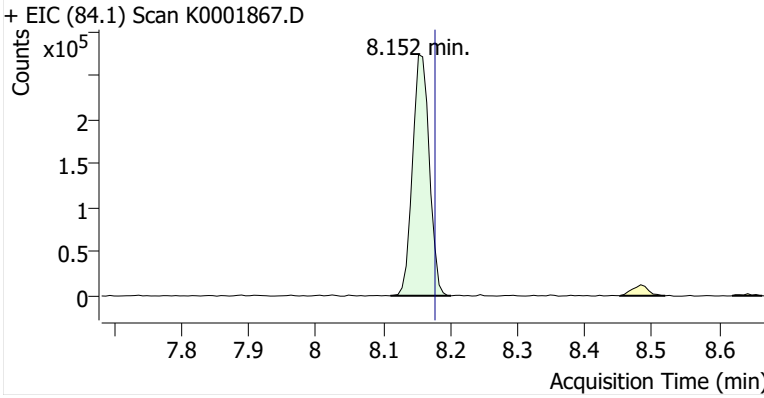
Name PPSP-13-S-20241120
Comment B14658
Data File K0001867.D
Acq. Date-Time 12/9/2024 7:34:17 PM
Acq. Method File M325B-MTD
Tube Sorbent Carbopack X
Analyze Quant Version 12.1
Report Quant Version 12.1

Sample Chromatogram

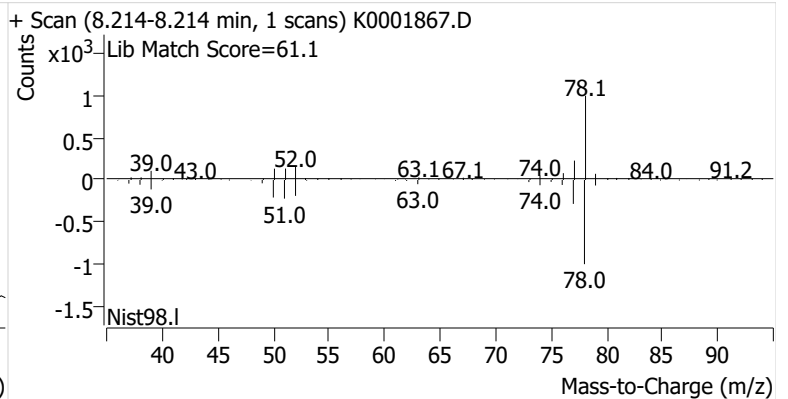
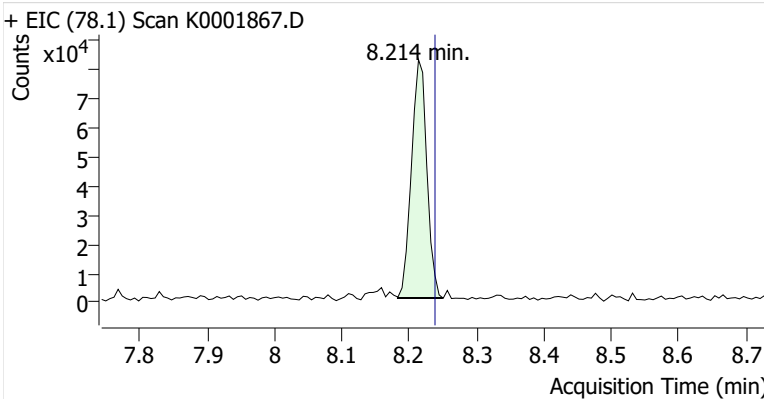


Name	ISTD	RT	ICAL RT	Resp.	Int. Flag
benzene-d6 (IS)		8.152	8.177	473,606	
Benzene	benzene-d6 (IS)	8.214	8.238	129,682	
Toluene-d8 (IS)		10.844	10.869	510,721	
Toluene	Toluene-d8 (IS)	10.942	10.967	85,474	
Ethylbenzene	Toluene-d8 (IS)	13.108	13.145	9,884	
m-/p-Xylene	Toluene-d8 (IS)	13.304	13.340	18,648	
o-Xylene	Toluene-d8 (IS)	13.793	13.818	8,011	

benzene-d6 (IS)

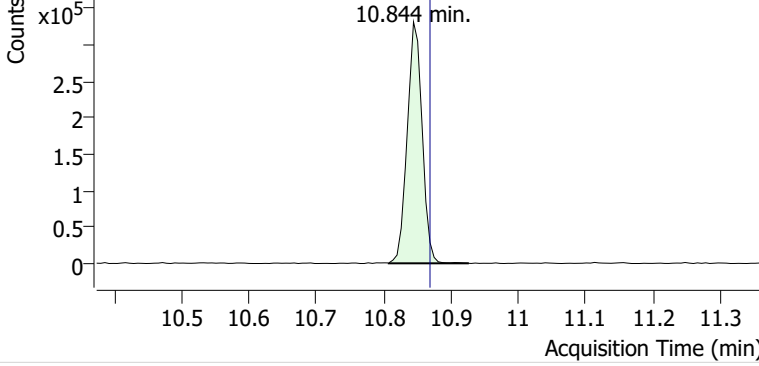


Benzene

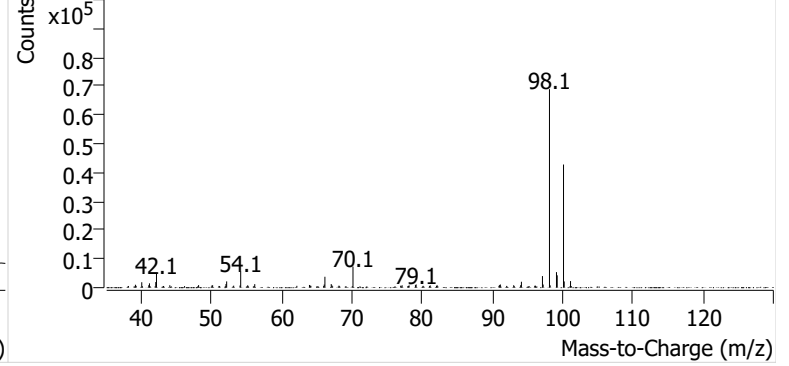


Toluene-d8 (IS)

+ EIC (98.1) Scan K0001867.D

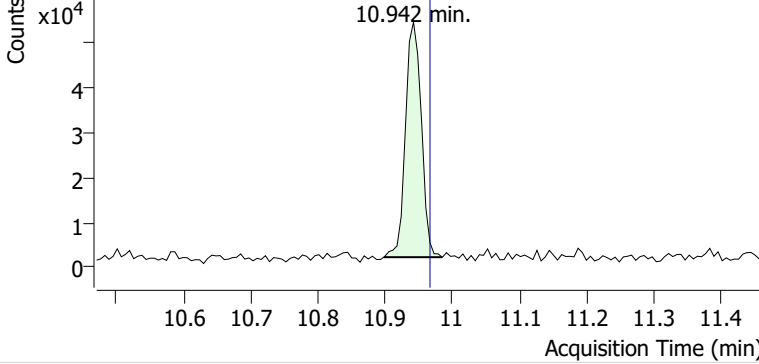


+ Scan (10.808-10.926 min, 20 scans) K0001867.D

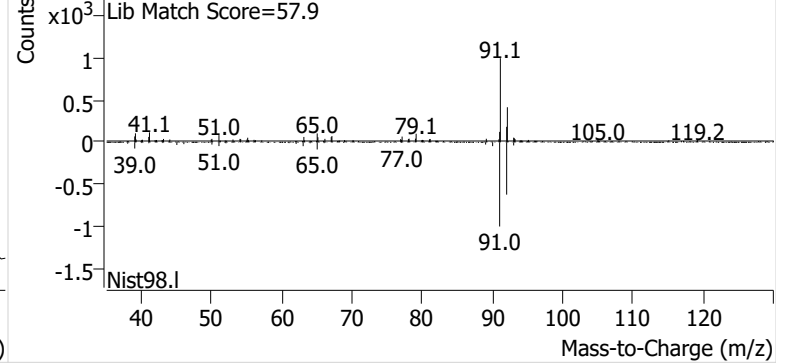


Toluene

+ EIC (91.1) Scan K0001867.D

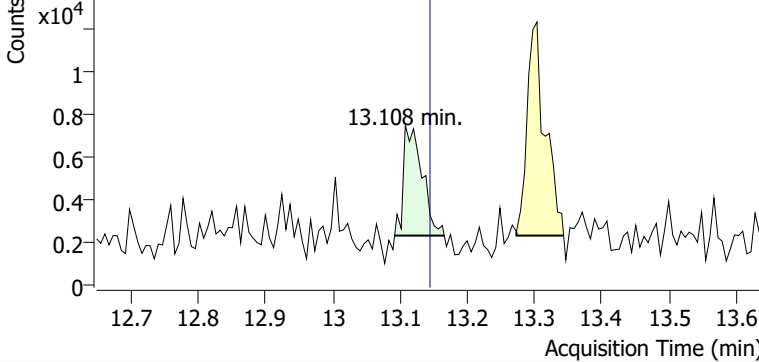


+ Scan (10.899-10.985 min, 14 scans) K0001867.D

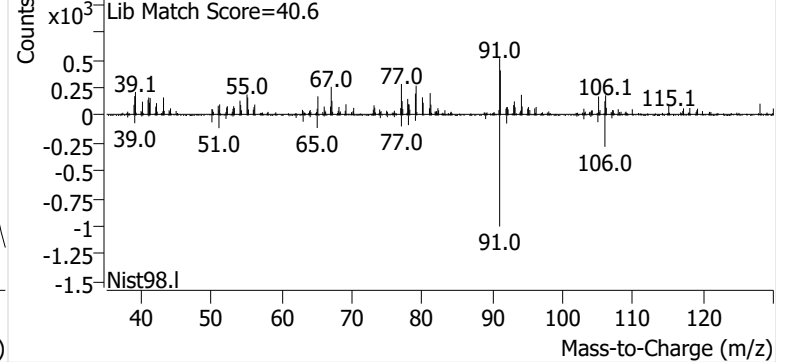


Ethylbenzene

+ EIC (91.1) Scan K0001867.D

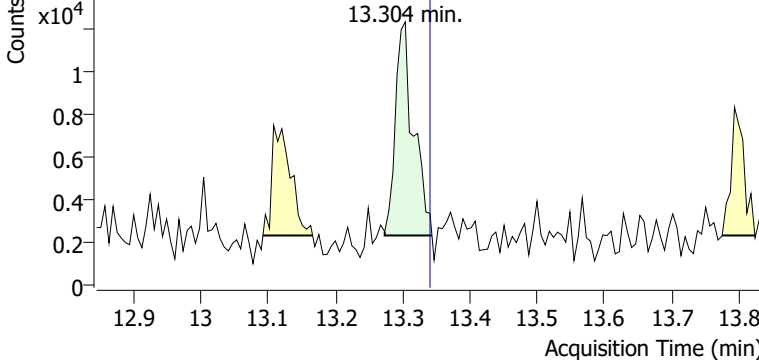


+ Scan (13.092-13.166 min, 12 scans) K0001867.D

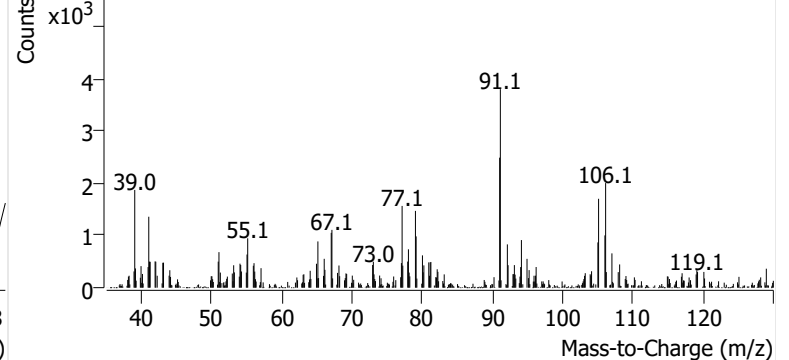


m-/p-Xylene

+ EIC (91.1) Scan K0001867.D

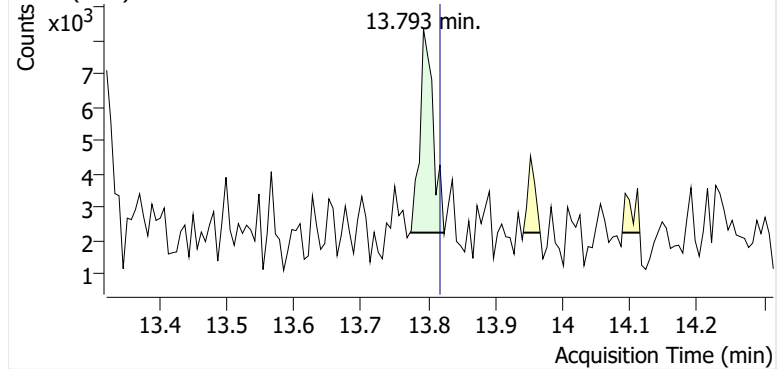


+ Scan (13.273-13.343 min, 12 scans) K0001867.D

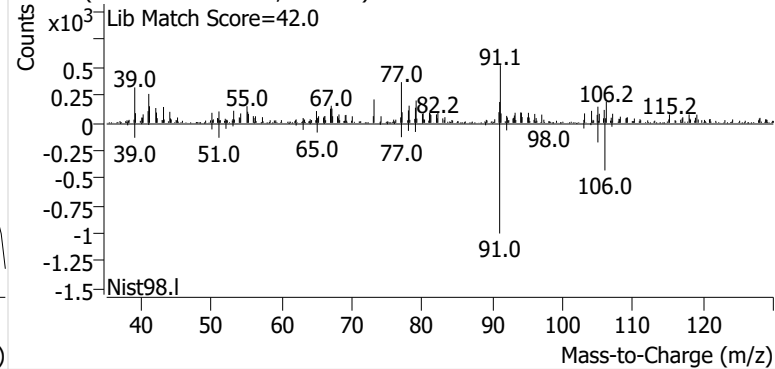


o-Xylene

+ EIC (91.1) Scan K0001867.D

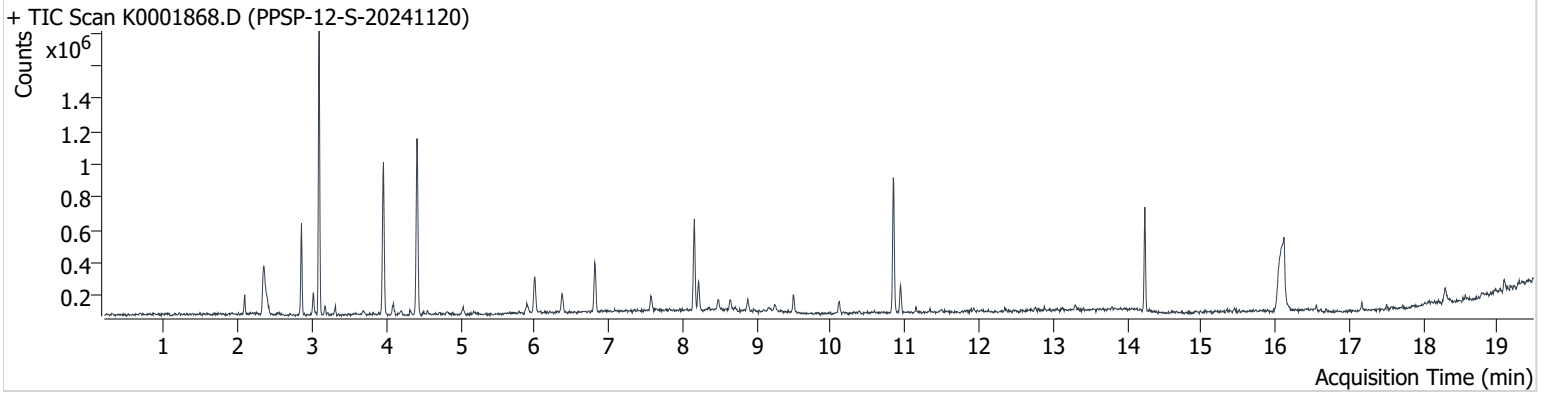


+ Scan (13.773-13.823 min, 8 scans) K0001867.D



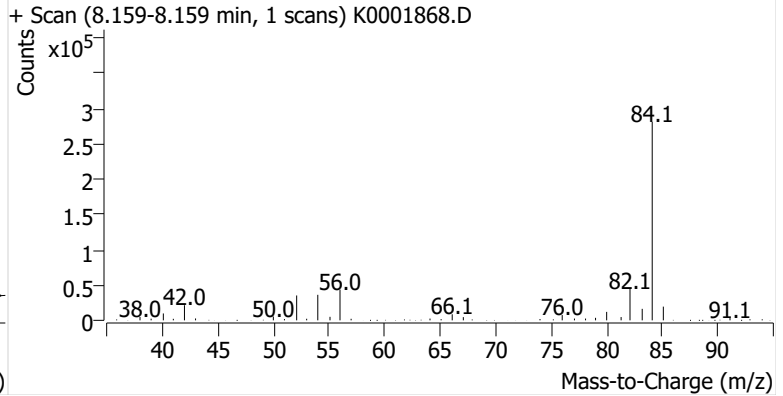
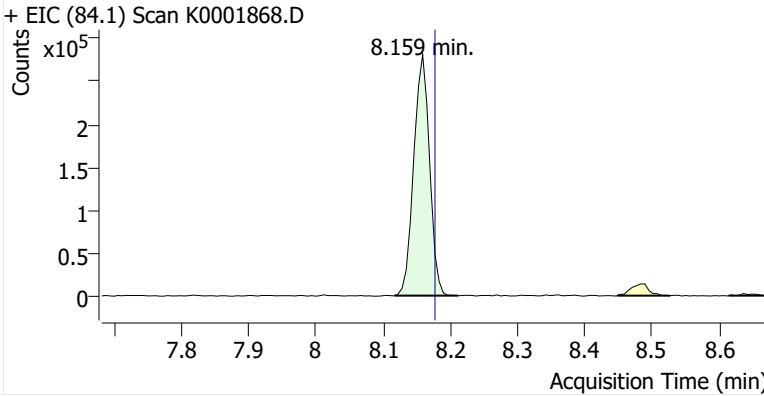
Name PPSP-12-S-20241120
Comment B47837
Data File K0001868.D
Acq. Date-Time 12/9/2024 8:01:53 PM
Acq. Method File M325B-MTD
Tube Sorbent Carbopack X
Analyze Quant Version 12.1
Report Quant Version 12.1

Sample Chromatogram

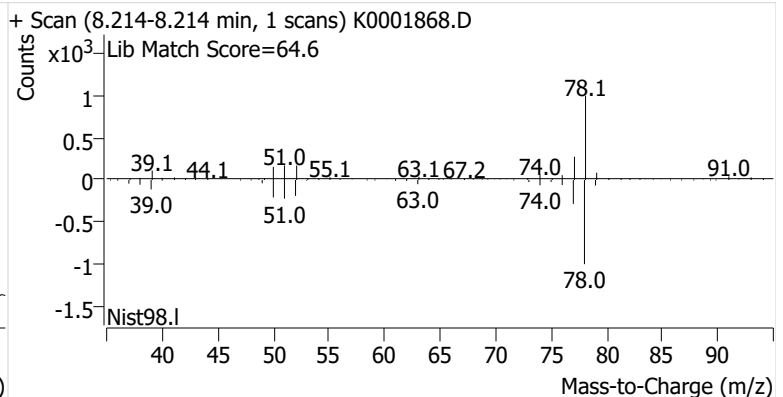
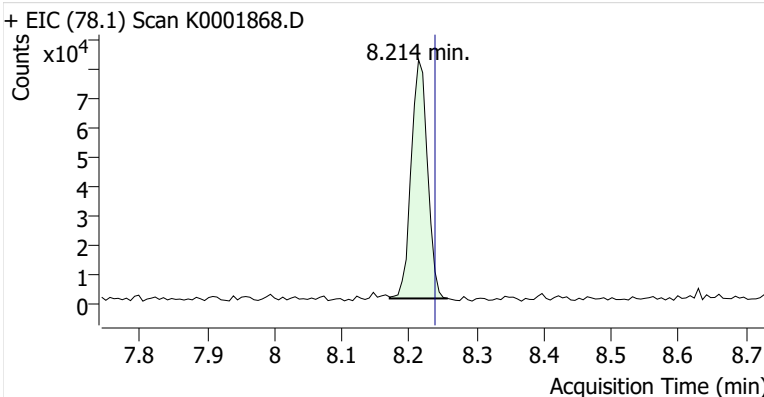


Name	ISTD	RT	ICAL RT	Resp.	Int. Flag
benzene-d6 (IS)		8.159	8.177	457,174	
Benzene	benzene-d6 (IS)	8.214	8.238	138,008	
Toluene-d8 (IS)		10.844	10.869	513,378	
Toluene	Toluene-d8 (IS)	10.942	10.967	105,496	
Ethylbenzene	Toluene-d8 (IS)	13.120	13.145	10,642	
m-/p-Xylene	Toluene-d8 (IS)	13.298	13.340	20,295	
o-Xylene	Toluene-d8 (IS)	13.793	13.818	7,580	

benzene-d6 (IS)

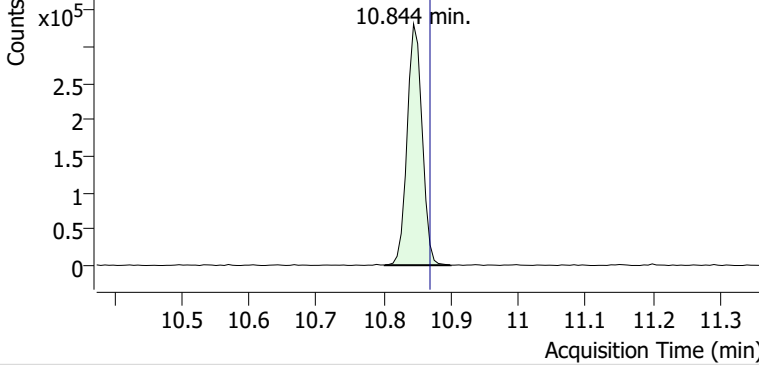


Benzene

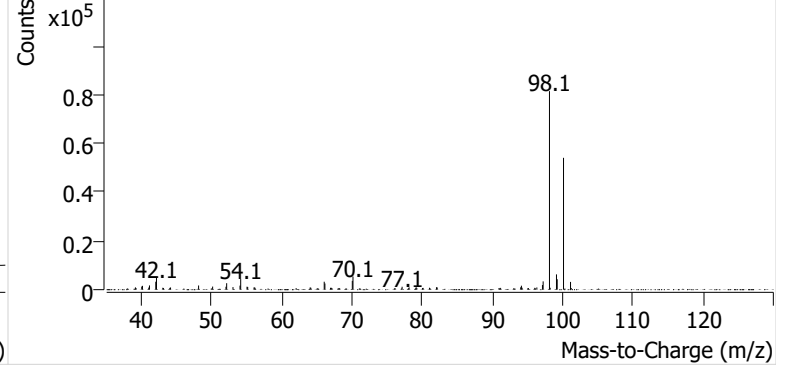


Toluene-d8 (IS)

+ EIC (98.1) Scan K0001868.D

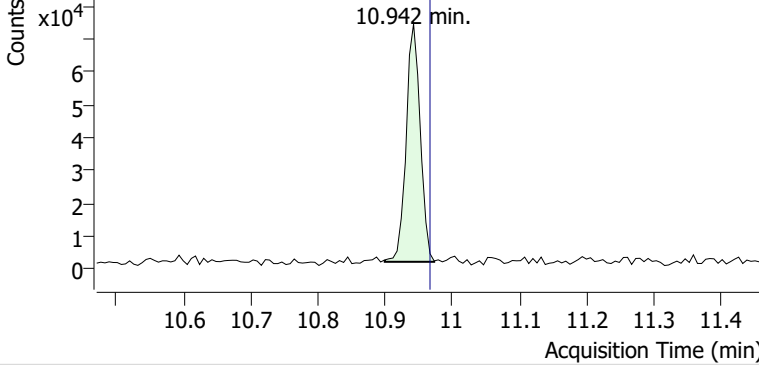


+ Scan (10.802-10.899 min, 17 scans) K0001868.D

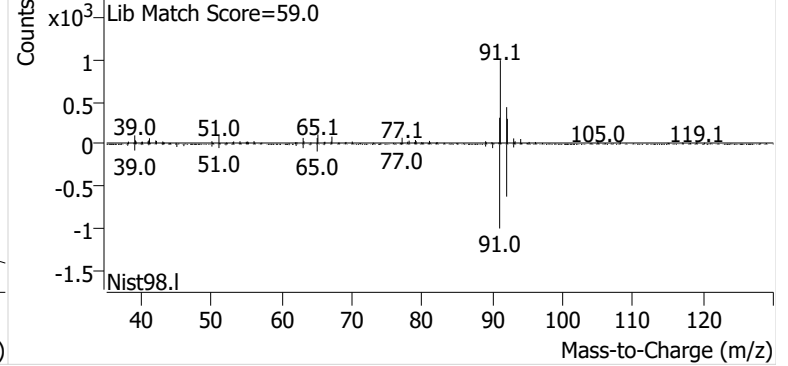


Toluene

+ EIC (91.1) Scan K0001868.D

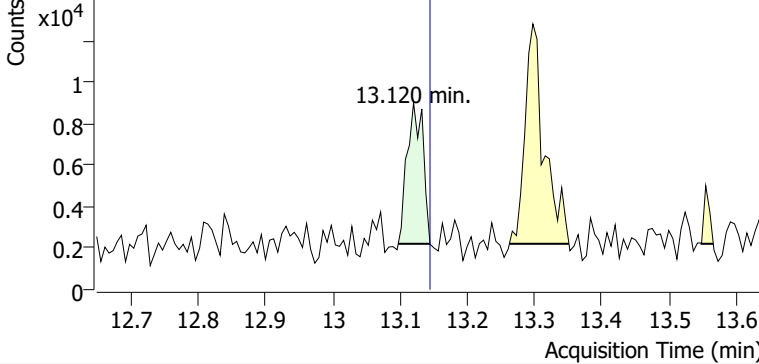


+ Scan (10.899-10.973 min, 13 scans) K0001868.D

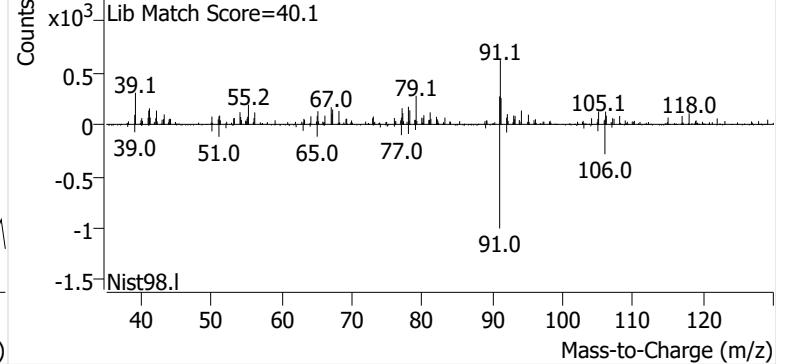


Ethylbenzene

+ EIC (91.1) Scan K0001868.D

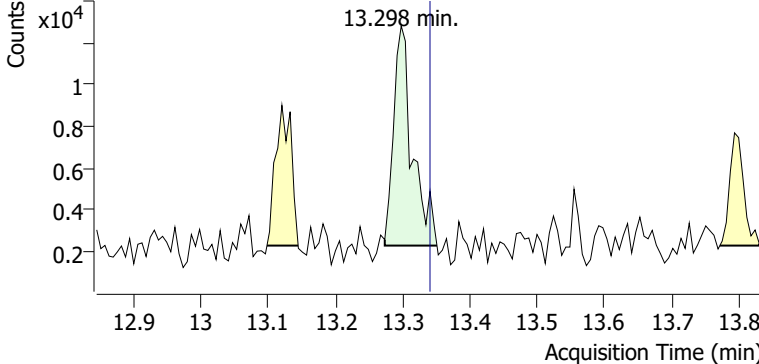


+ Scan (13.097-13.145 min, 7 scans) K0001868.D

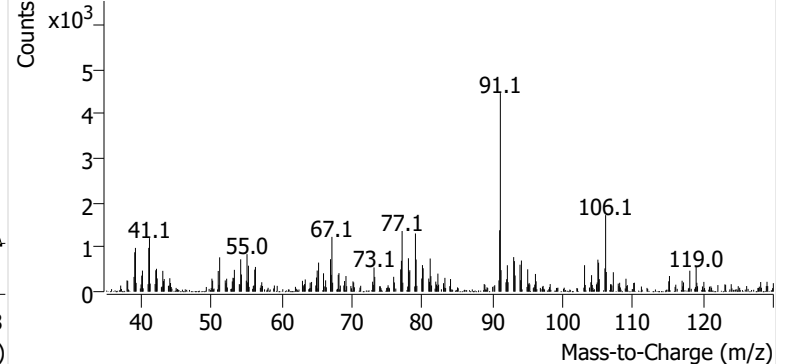


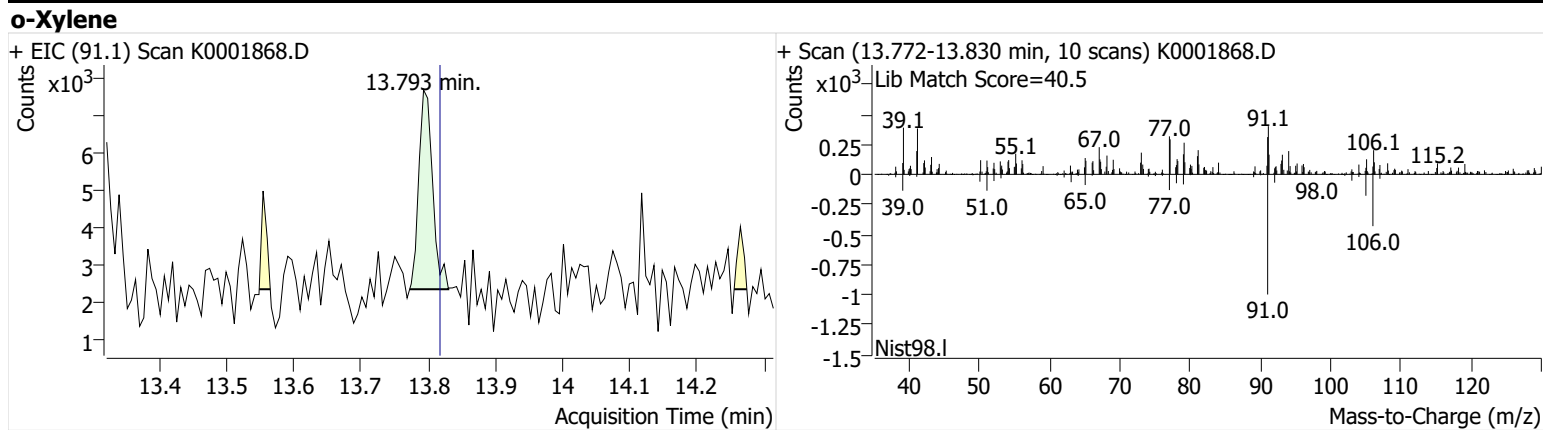
m-/p-Xylene

+ EIC (91.1) Scan K0001868.D



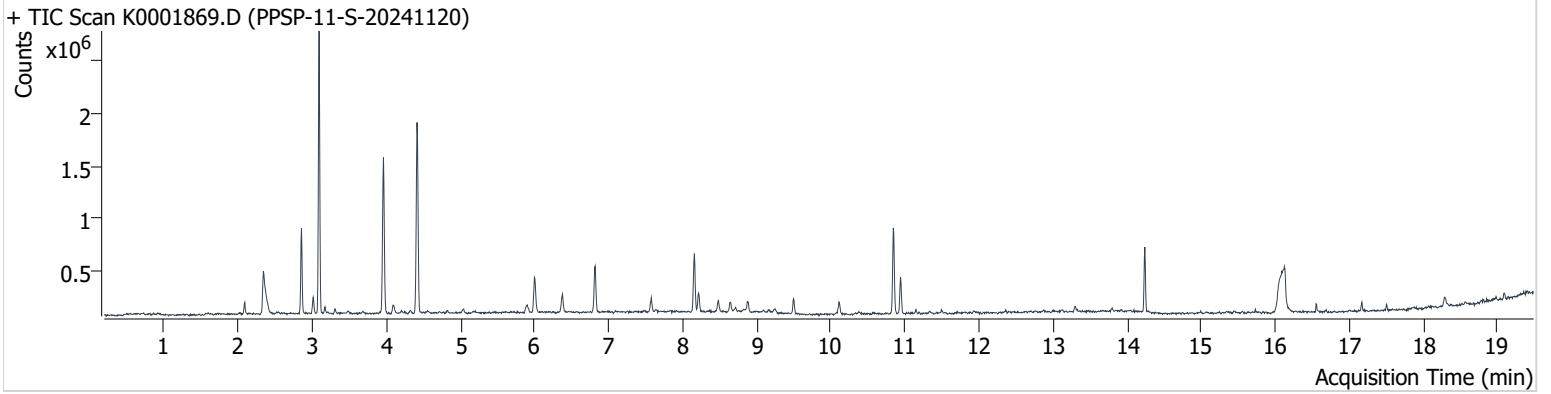
+ Scan (13.273-13.351 min, 13 scans) K0001868.D





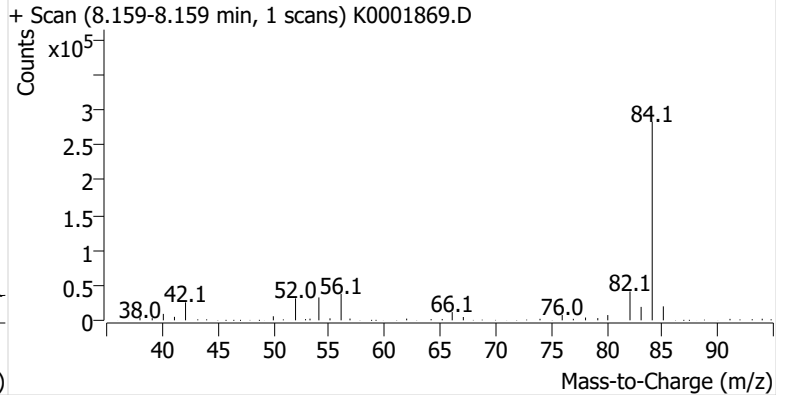
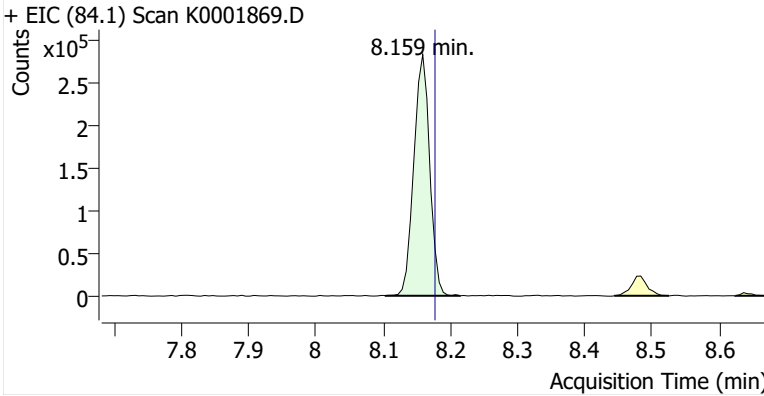
Name PPSP-11-S-20241120
Comment C01692
Data File K0001869.D
Acq. Date-Time 12/9/2024 8:29:27 PM
Acq. Method File M325B-MTD
Tube Sorbent Carbopack X
Analyze Quant Version 12.1
Report Quant Version 12.1

Sample Chromatogram

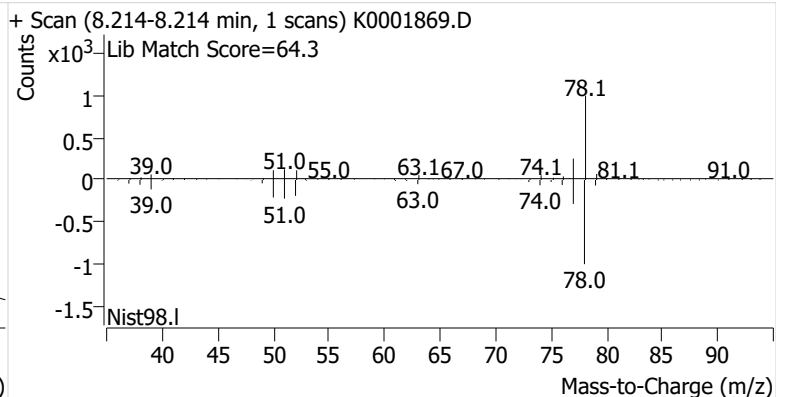
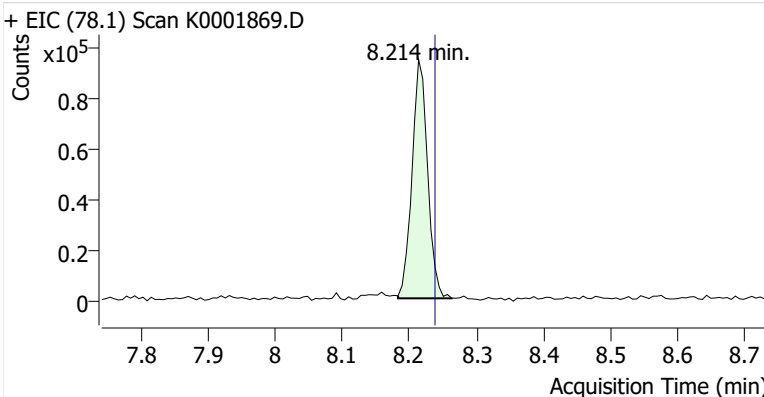


Name	ISTD	RT	ICAL RT	Resp.	Int. Flag
benzene-d6 (IS)		8.159	8.177	464,227	
Benzene	benzene-d6 (IS)	8.214	8.238	150,344	
Toluene-d8 (IS)		10.844	10.869	514,413	
Toluene	Toluene-d8 (IS)	10.942	10.967	219,101	
Ethylbenzene	Toluene-d8 (IS)	13.126	13.145	13,464	
m-/p-Xylene	Toluene-d8 (IS)	13.298	13.340	32,816	
o-Xylene	Toluene-d8 (IS)	13.799	13.818	10,646	

benzene-d6 (IS)

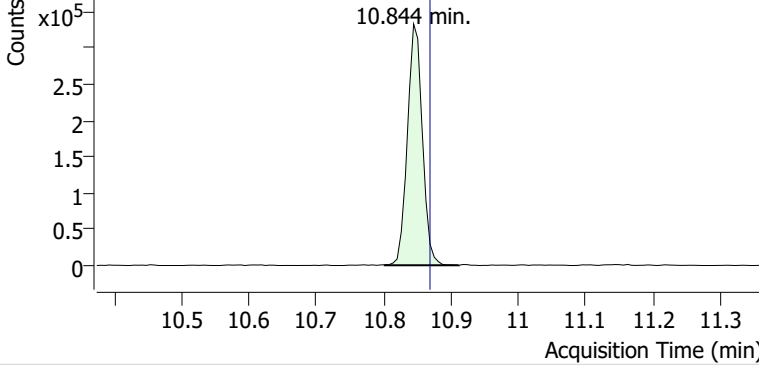


Benzene

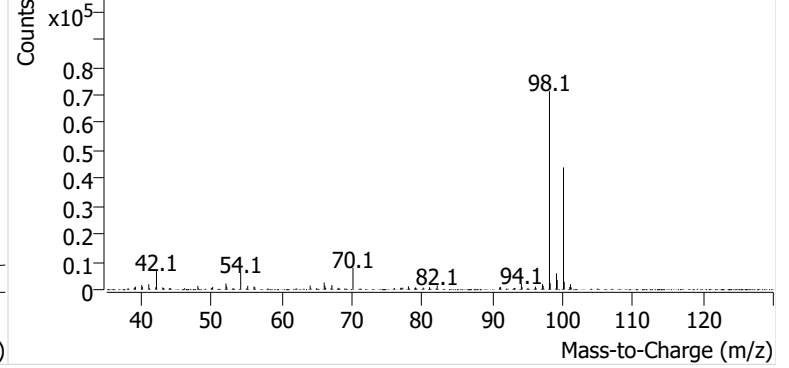


Toluene-d8 (IS)

+ EIC (98.1) Scan K0001869.D

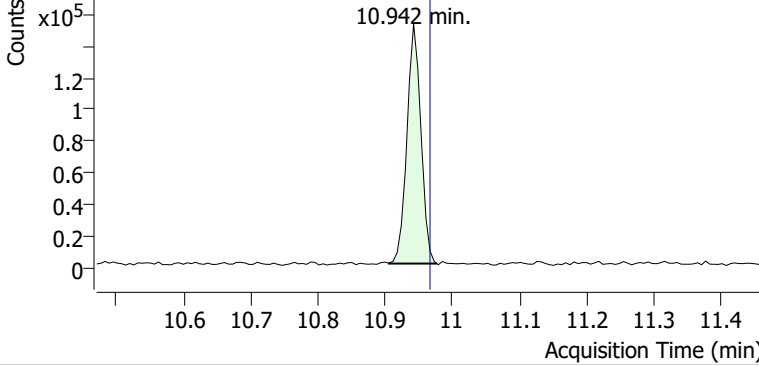


+ Scan (10.802-10.912 min, 19 scans) K0001869.D

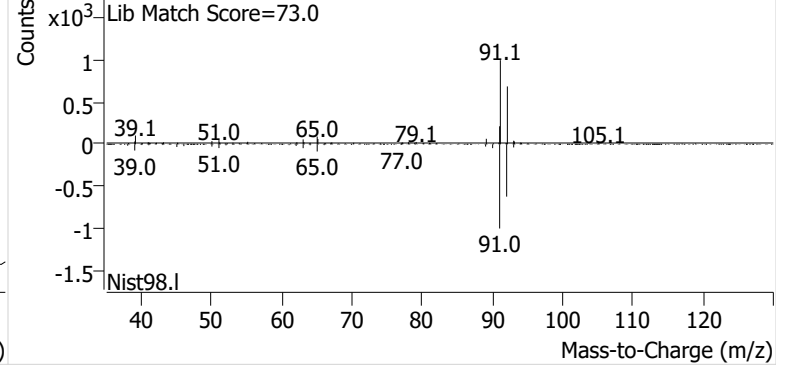


Toluene

+ EIC (91.1) Scan K0001869.D

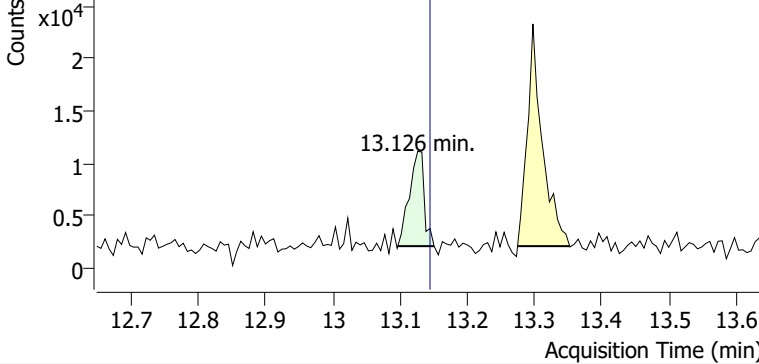


+ Scan (10.906-10.977 min, 12 scans) K0001869.D

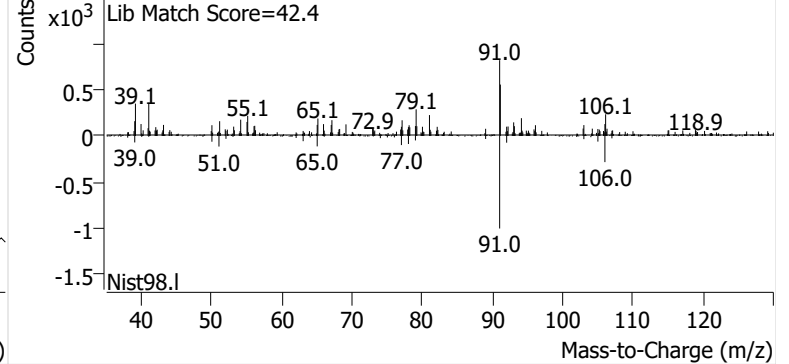


Ethylbenzene

+ EIC (91.1) Scan K0001869.D

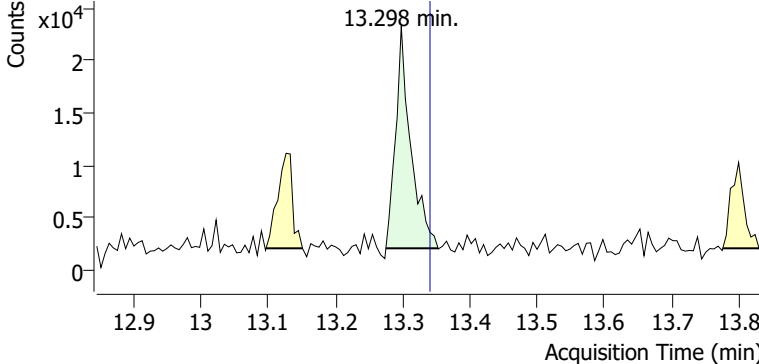


+ Scan (13.097-13.151 min, 8 scans) K0001869.D

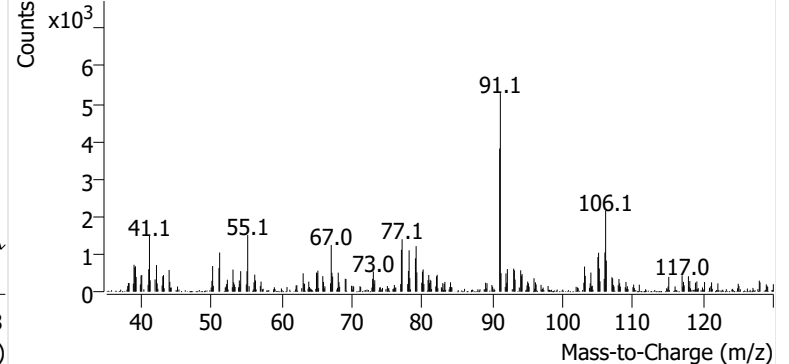


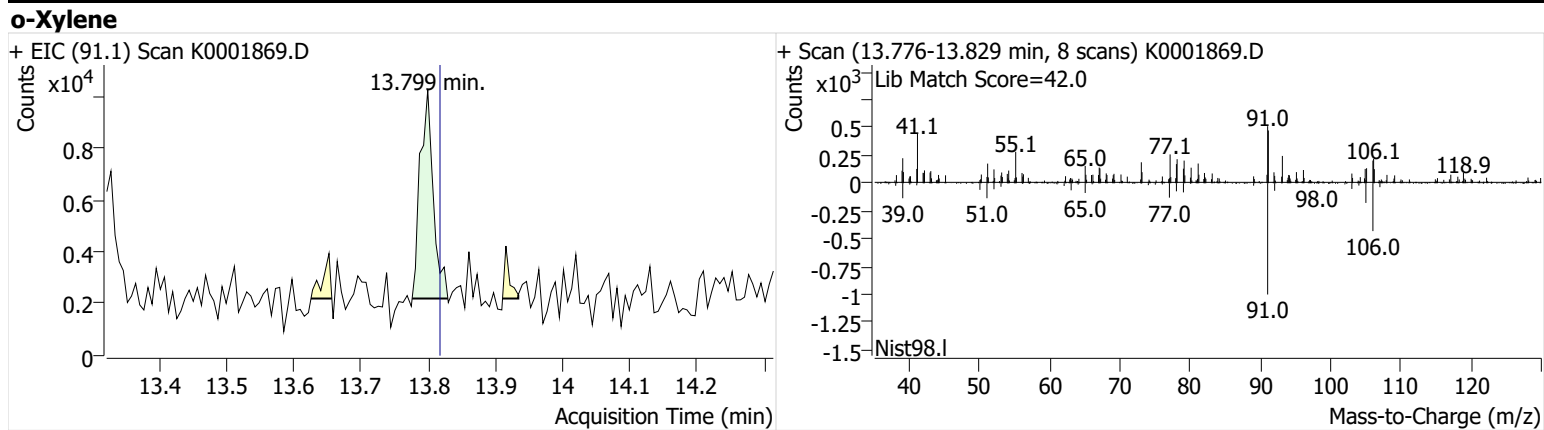
m-/p-Xylene

+ EIC (91.1) Scan K0001869.D



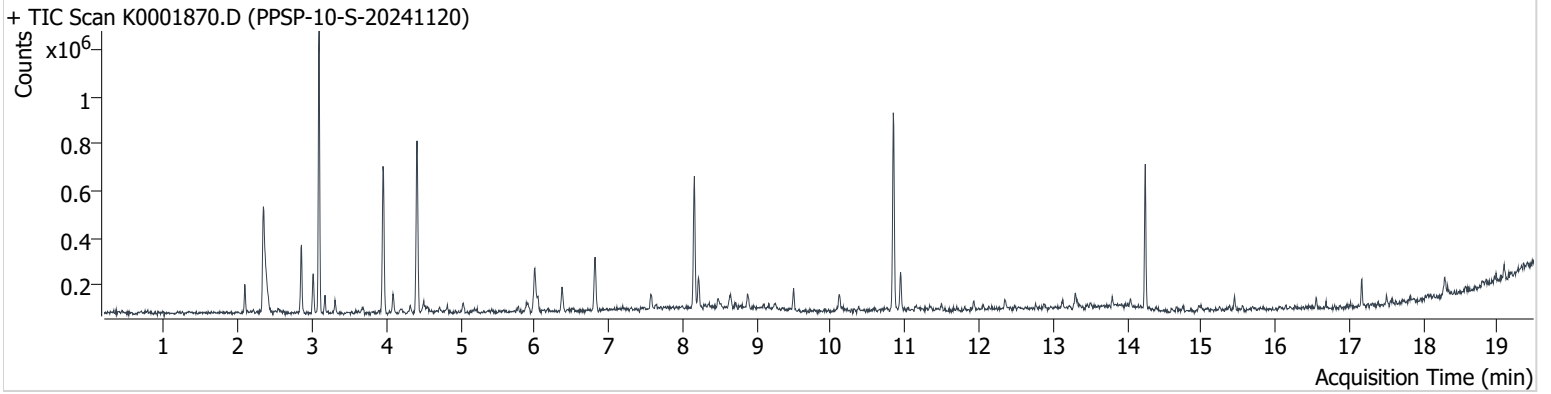
+ Scan (13.275-13.352 min, 12 scans) K0001869.D





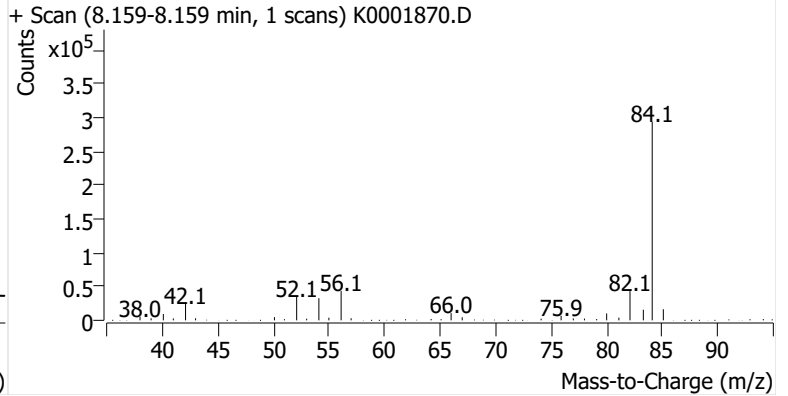
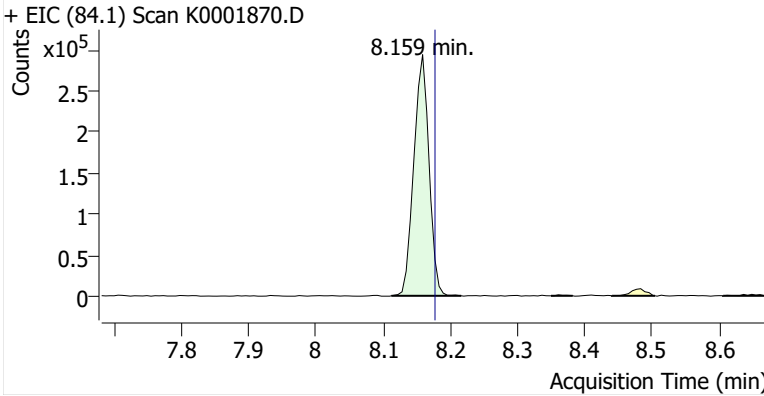
Name PPSP-10-S-20241120
Comment C53696
Data File K0001870.D
Acq. Date-Time 12/9/2024 8:56:59 PM
Acq. Method File M325B-MTD
Tube Sorbent Carbopack X
Analyze Quant Version 12.1
Report Quant Version 12.1

Sample Chromatogram

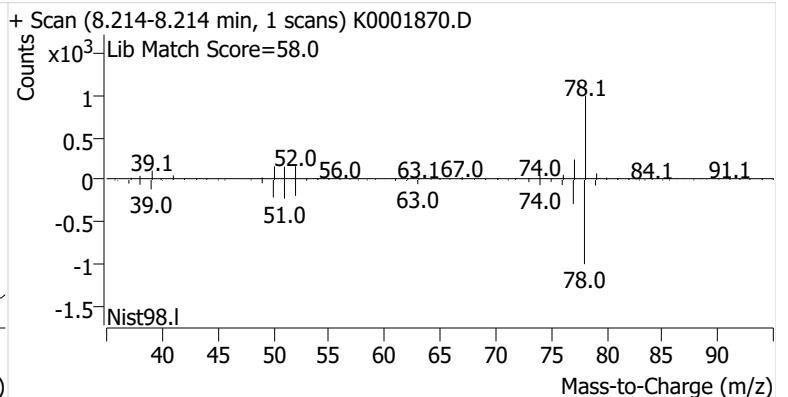
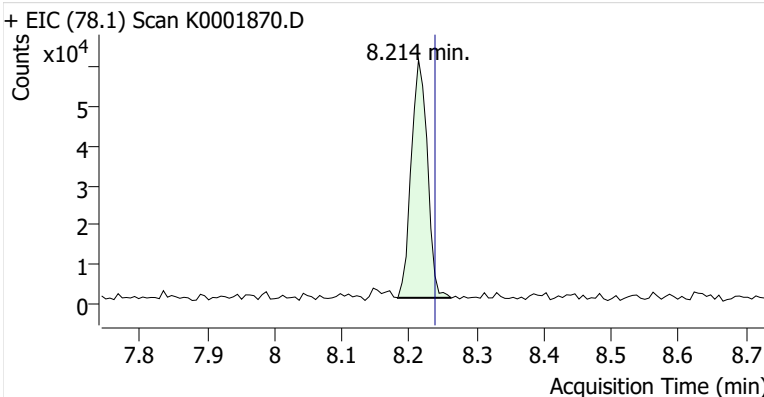


Name	ISTD	RT	ICAL RT	Resp.	Int. Flag
benzene-d6 (IS)		8.159	8.177	460,952	
Benzene	benzene-d6 (IS)	8.214	8.238	100,831	
Toluene-d8 (IS)		10.844	10.869	525,930	
Toluene	Toluene-d8 (IS)	10.942	10.967	95,673	
Ethylbenzene	Toluene-d8 (IS)	13.126	13.145	16,381	
m-/p-Xylene	Toluene-d8 (IS)	13.304	13.340	41,025	
o-Xylene	Toluene-d8 (IS)	13.799	13.818	16,947	

benzene-d6 (IS)

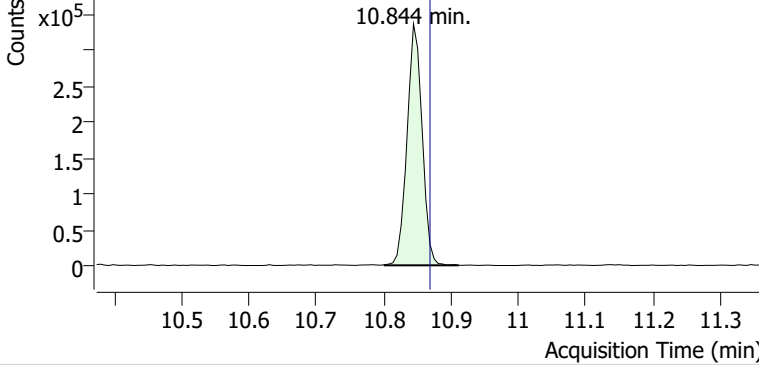


Benzene

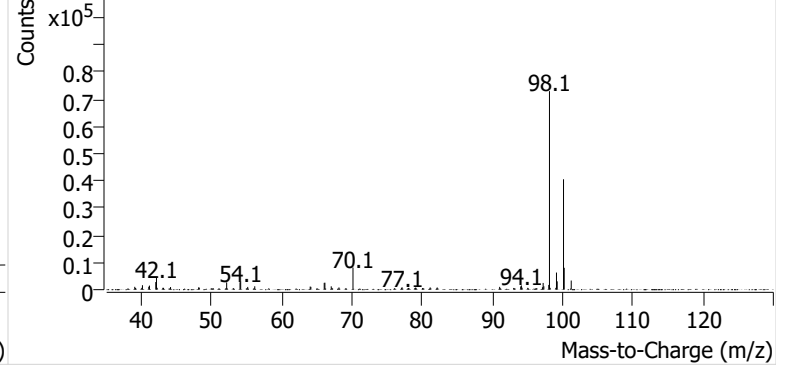


Toluene-d8 (IS)

+ EIC (98.1) Scan K0001870.D

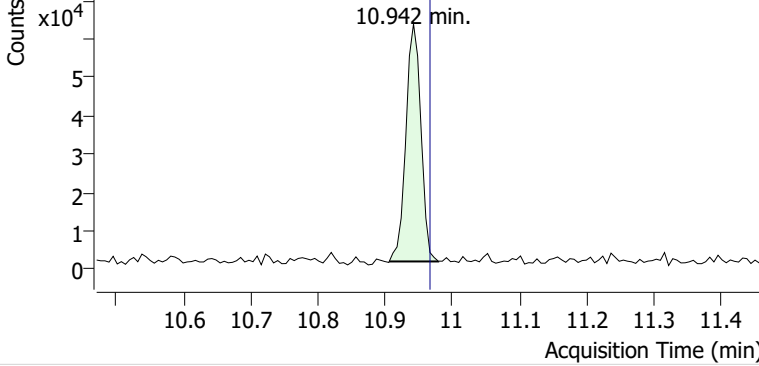


+ Scan (10.801-10.912 min, 19 scans) K0001870.D

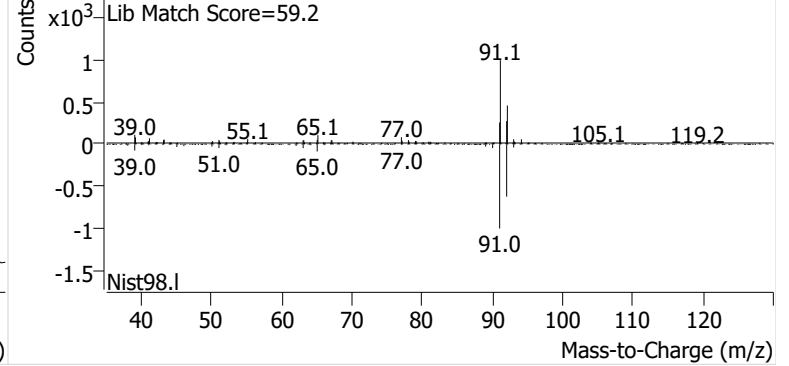


Toluene

+ EIC (91.1) Scan K0001870.D

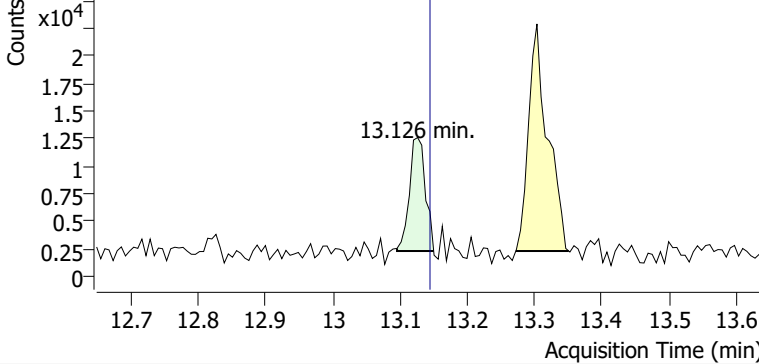


+ Scan (10.906-10.979 min, 12 scans) K0001870.D

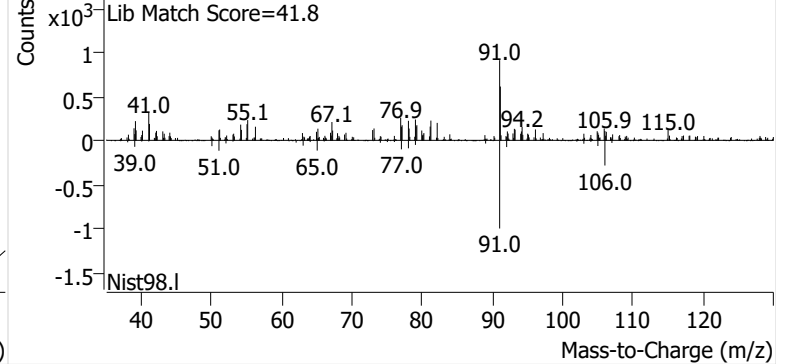


Ethylbenzene

+ EIC (91.1) Scan K0001870.D

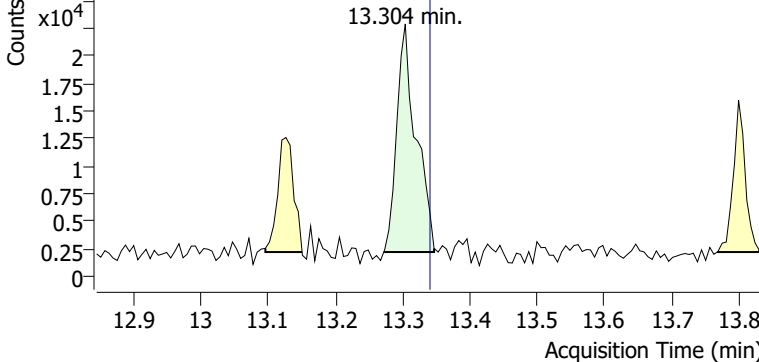


+ Scan (13.096-13.150 min, 9 scans) K0001870.D

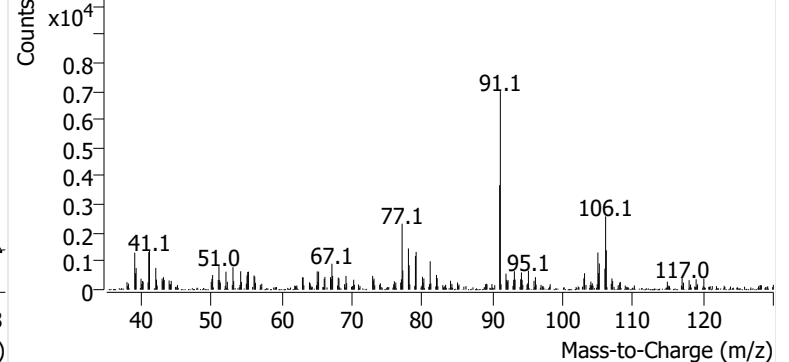


m-/p-Xylene

+ EIC (91.1) Scan K0001870.D

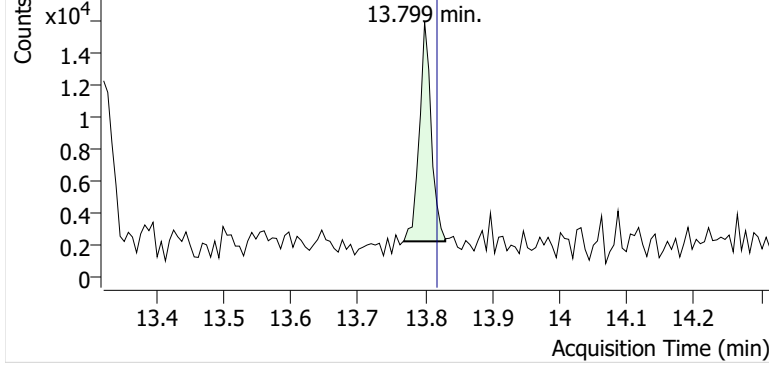


+ Scan (13.272-13.346 min, 13 scans) K0001870.D

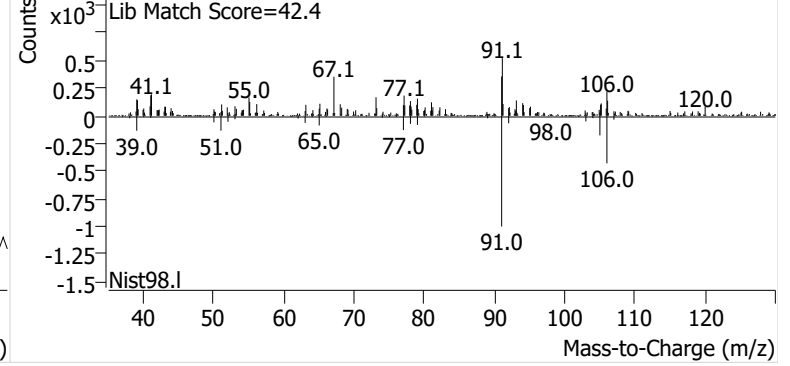


o-Xylene

+ EIC (91.1) Scan K0001870.D

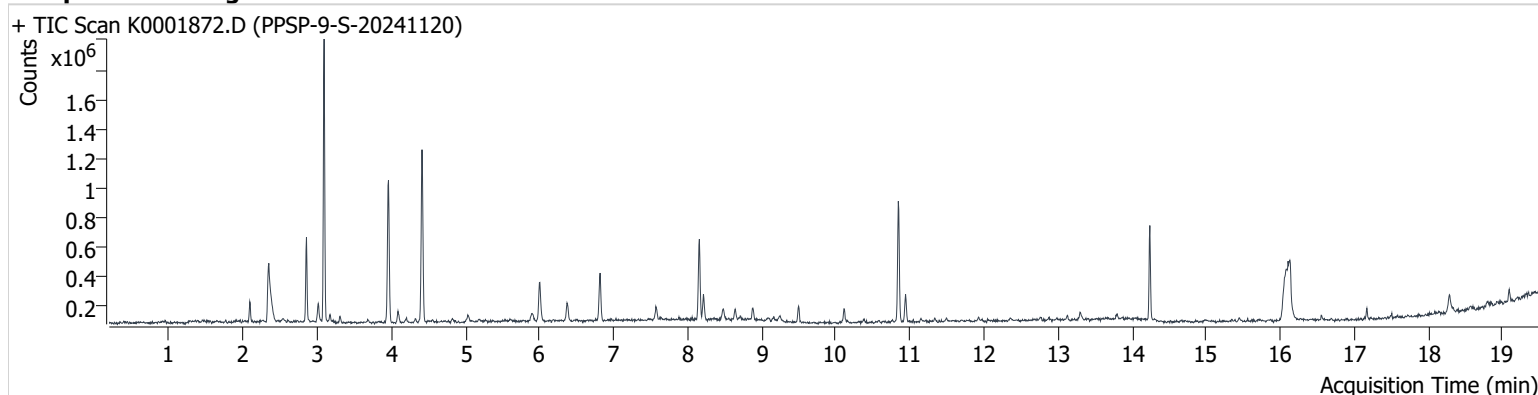


+ Scan (13.769-13.830 min, 11 scans) K0001870.D



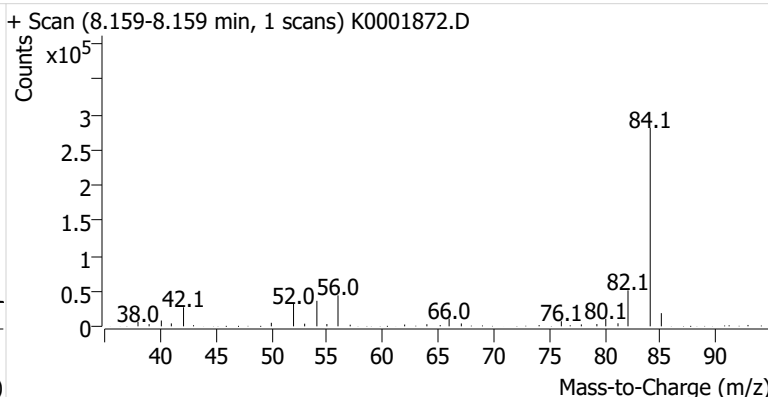
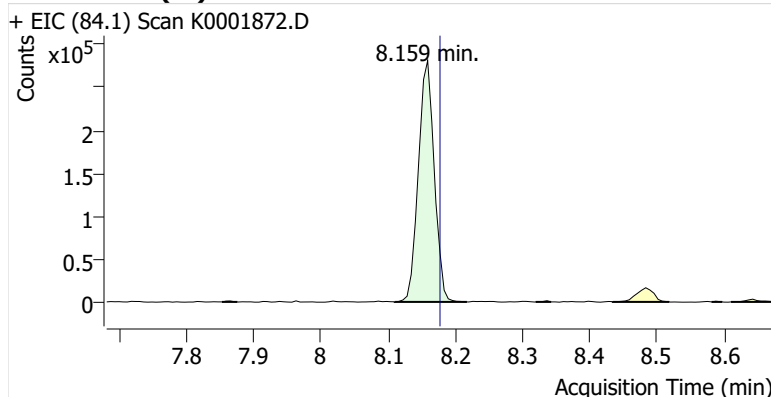
Name PPSP-9-S-20241120
Comment C01576
Data File K0001872.D
Acq. Date-Time 12/9/2024 9:52:52 PM
Acq. Method File M325B-MTD
Tube Sorbent Carbopack X
Analyze Quant Version 12.1
Report Quant Version 12.1

Sample Chromatogram

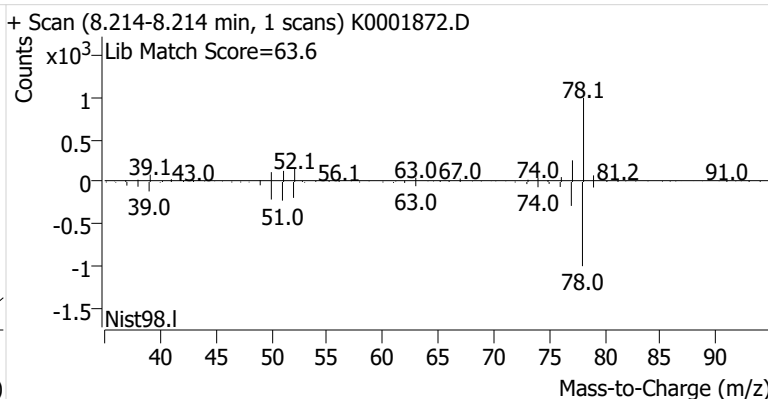
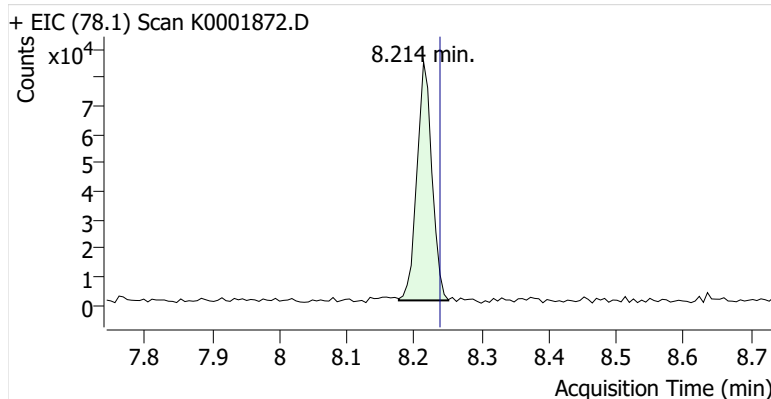


Name	ISTD	RT	ICAL RT	Resp.	Int. Flag
benzene-d6 (IS)		8.159	8.177	461,169	
Benzene	benzene-d6 (IS)	8.214	8.238	130,233	
Toluene-d8 (IS)		10.844	10.869	508,138	
Toluene	Toluene-d8 (IS)	10.942	10.967	115,929	
Ethylbenzene	Toluene-d8 (IS)	13.126	13.145	16,499	
m-/p-Xylene	Toluene-d8 (IS)	13.304	13.340	37,183	
o-Xylene	Toluene-d8 (IS)	13.799	13.818	13,130	

benzene-d6 (IS)

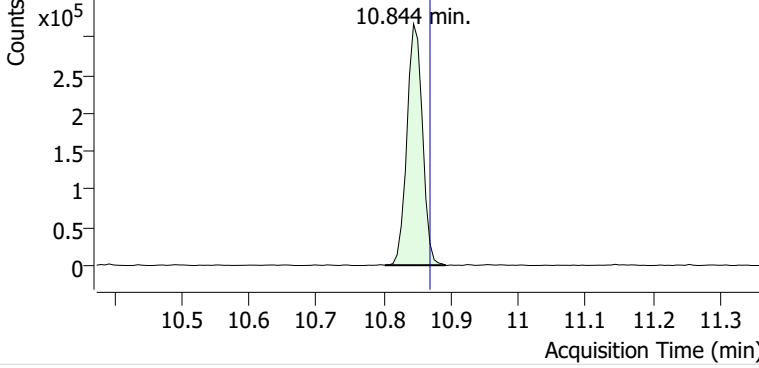


Benzene

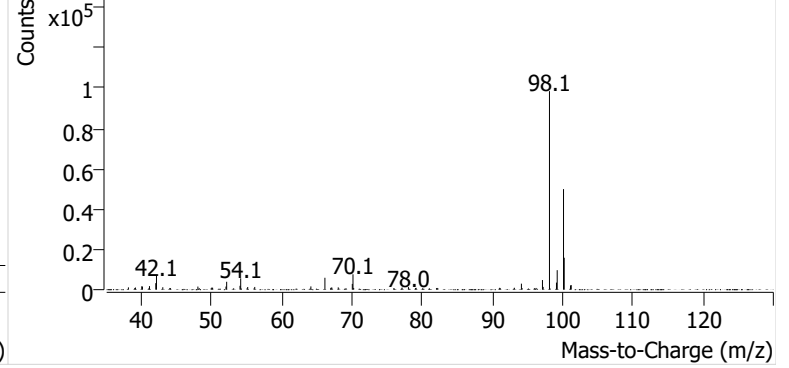


Toluene-d8 (IS)

+ EIC (98.1) Scan K0001872.D

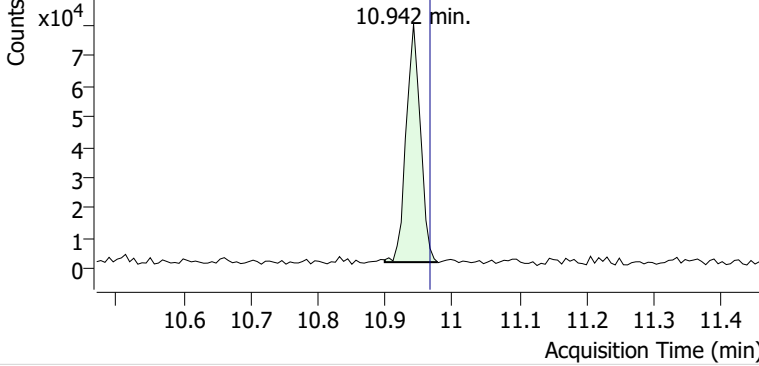


+ Scan (10.802-10.892 min, 14 scans) K0001872.D

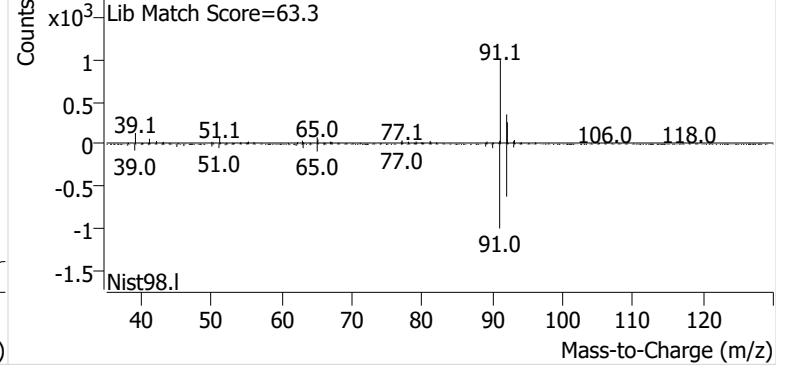


Toluene

+ EIC (91.1) Scan K0001872.D

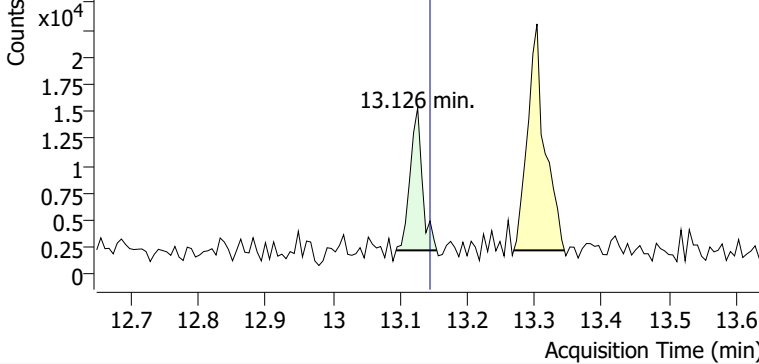


+ Scan (10.899-10.978 min, 13 scans) K0001872.D

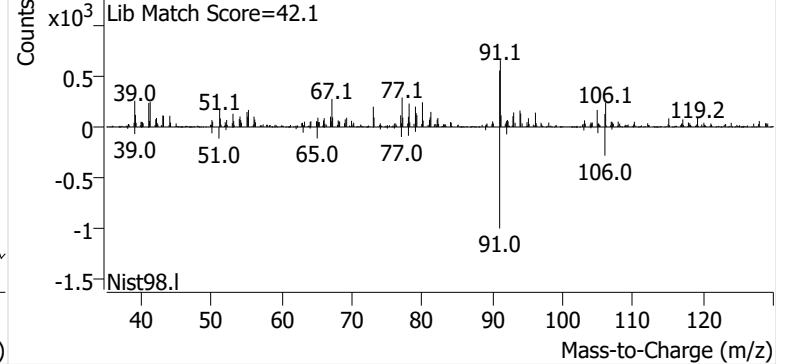


Ethylbenzene

+ EIC (91.1) Scan K0001872.D

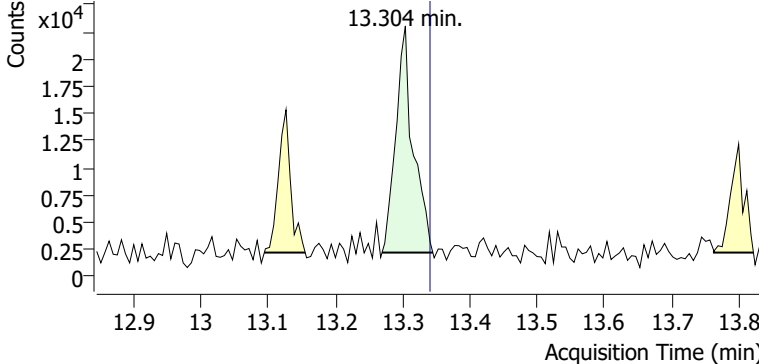


+ Scan (13.094-13.155 min, 10 scans) K0001872.D

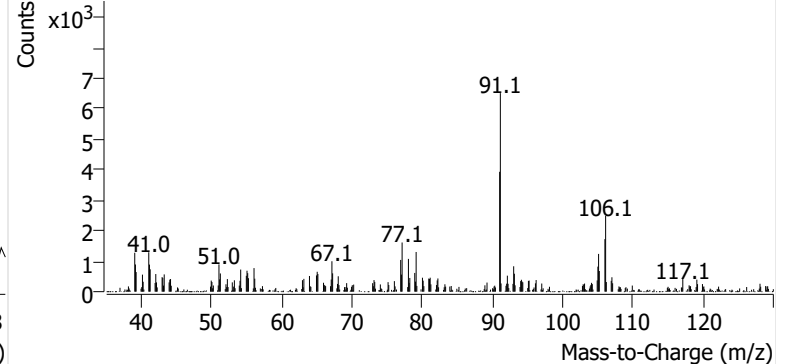


m-/p-Xylene

+ EIC (91.1) Scan K0001872.D

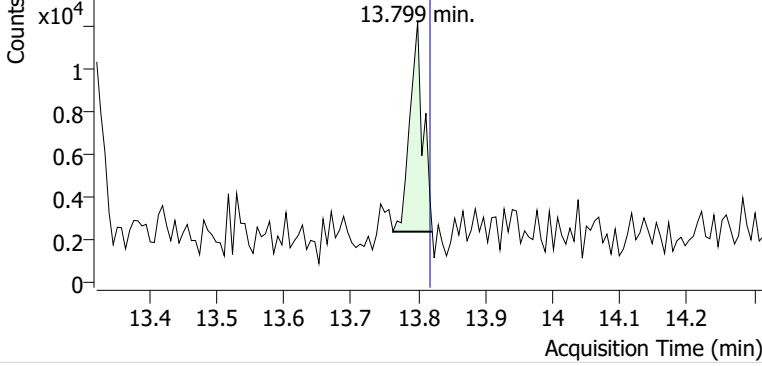


+ Scan (13.269-13.345 min, 12 scans) K0001872.D

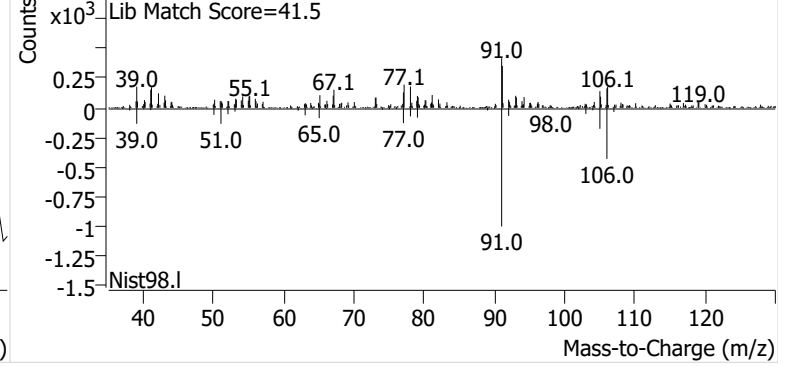


o-Xylene

+ EIC (91.1) Scan K0001872.D

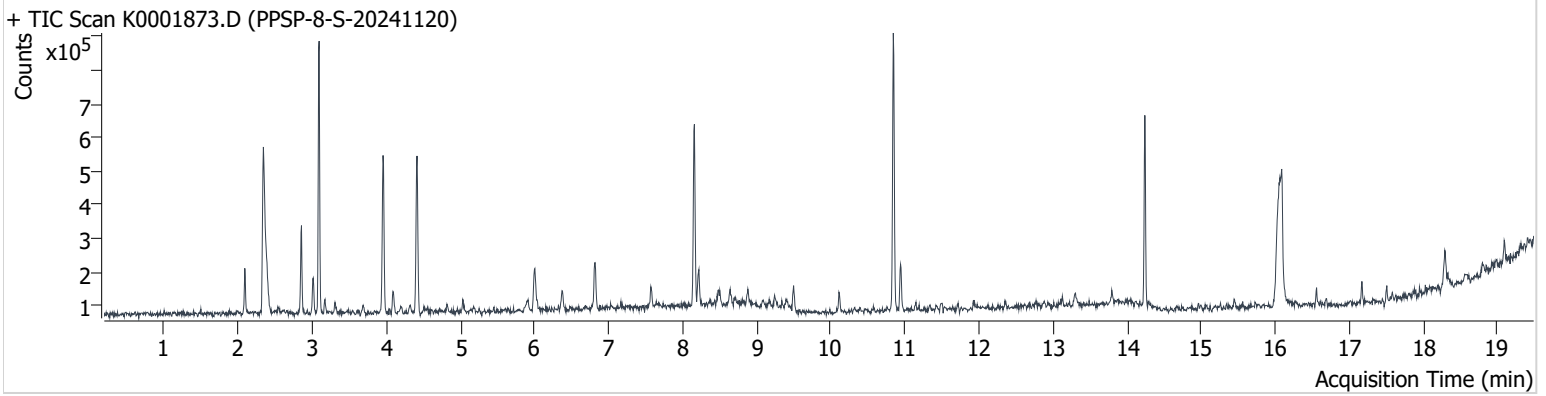


+ Scan (13.763-13.821 min, 10 scans) K0001872.D



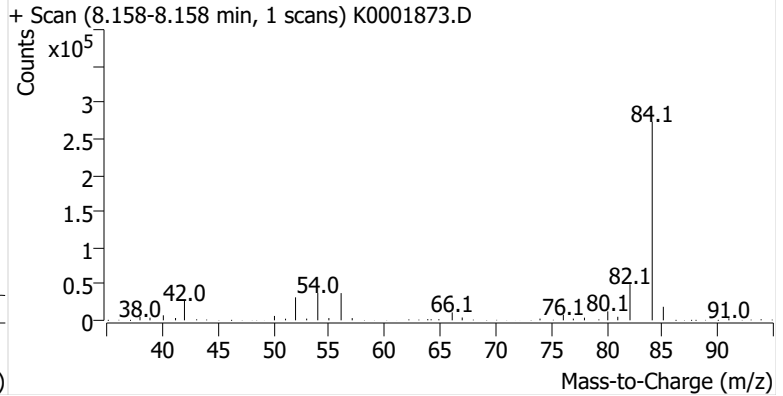
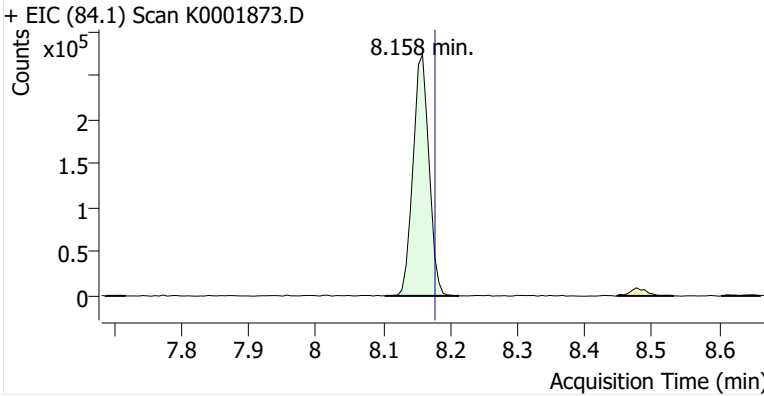
Name PPSP-8-S-20241120
Comment C36961
Data File K0001873.D
Acq. Date-Time 12/9/2024 10:20:31 PM
Acq. Method File M325B-MTD
Tube Sorbent Carboxpack X
Analyze Quant Version 12.1
Report Quant Version 12.1

Sample Chromatogram

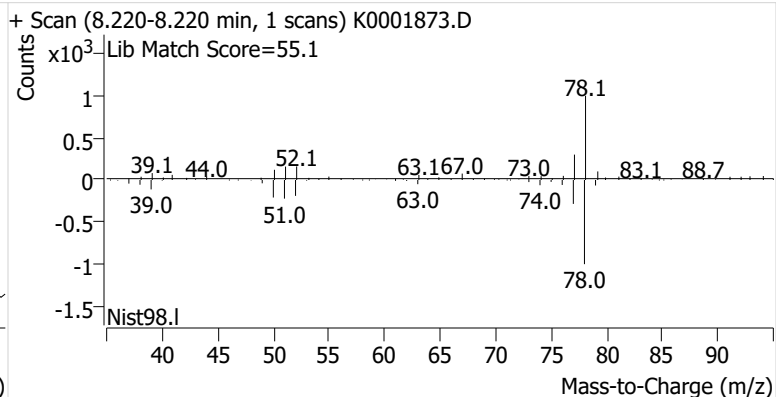
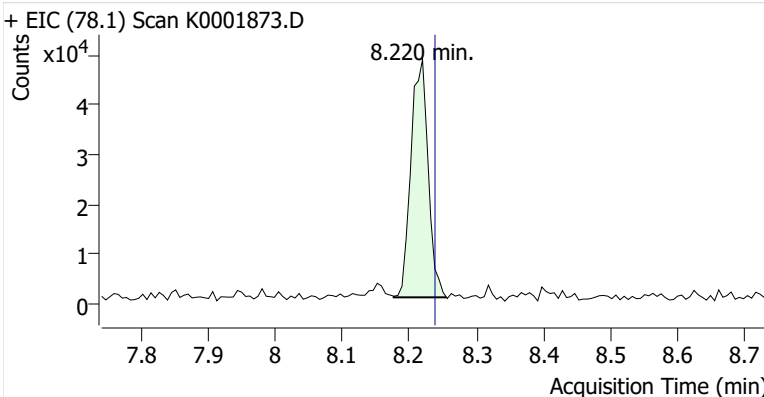


Name	ISTD	RT	ICAL RT	Resp.	Int. Flag
benzene-d6 (IS)		8.158	8.177	451,204	
Benzene	benzene-d6 (IS)	8.220	8.238	84,845	
Toluene-d8 (IS)		10.844	10.869	509,136	
Toluene	Toluene-d8 (IS)	10.948	10.967	91,942	
Ethylbenzene	Toluene-d8 (IS)	13.126	13.145	13,404	
m-/p-Xylene	Toluene-d8 (IS)	13.297	13.340	30,087	
o-Xylene	Toluene-d8 (IS)	13.799	13.818	12,580	

benzene-d6 (IS)

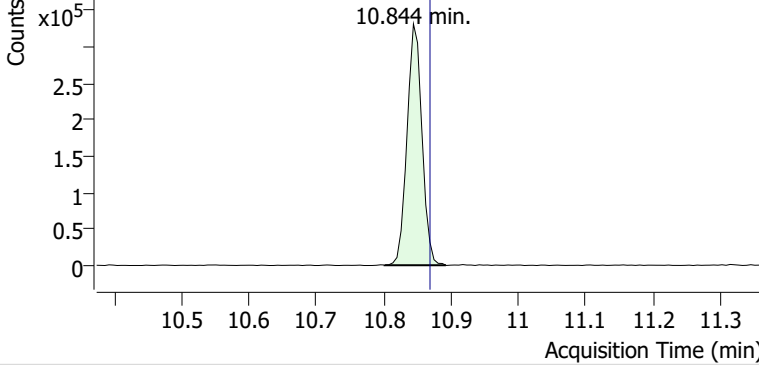


Benzene

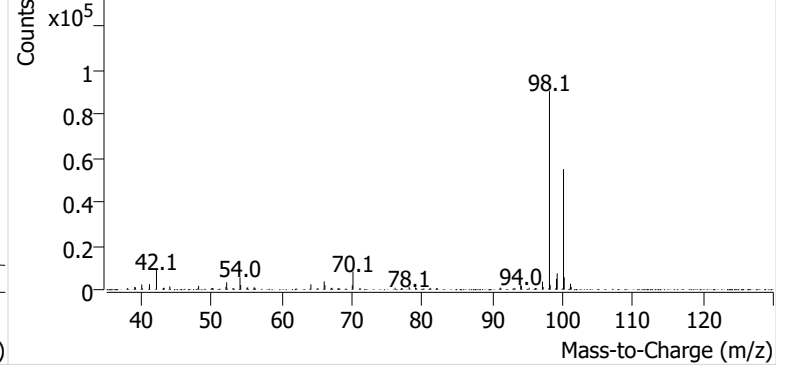


Toluene-d8 (IS)

+ EIC (98.1) Scan K0001873.D

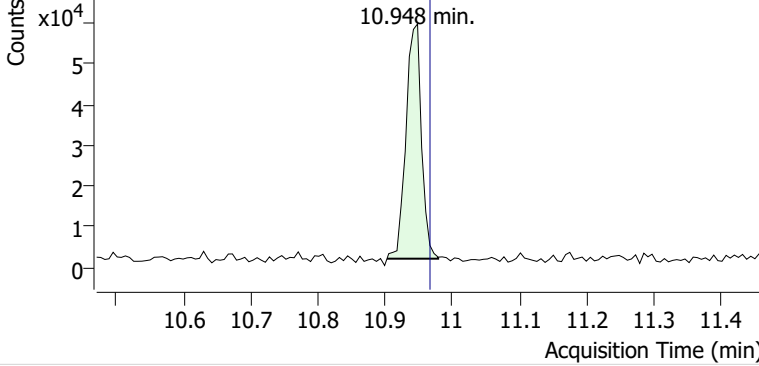


+ Scan (10.801-10.892 min, 15 scans) K0001873.D

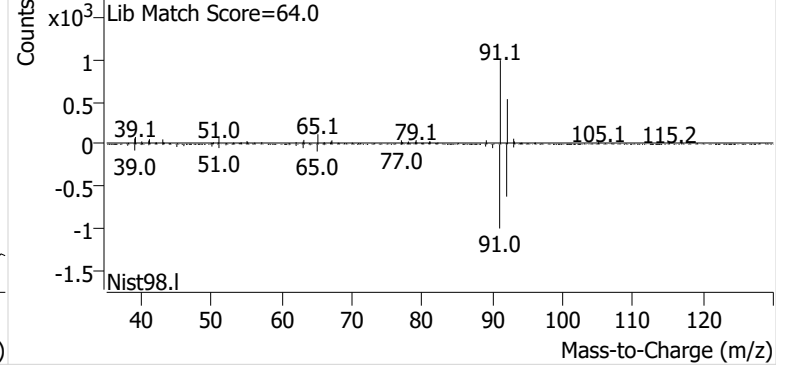


Toluene

+ EIC (91.1) Scan K0001873.D

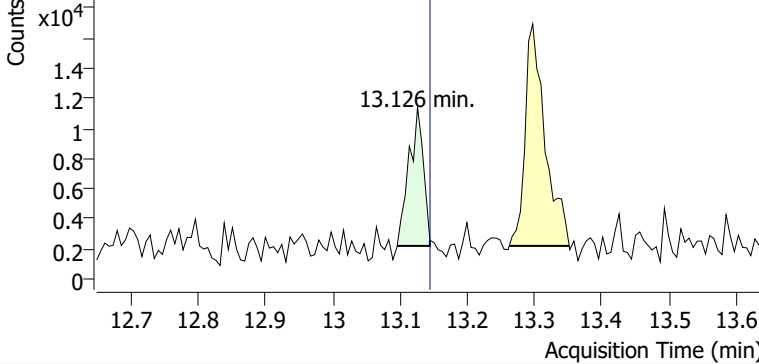


+ Scan (10.903-10.979 min, 13 scans) K0001873.D

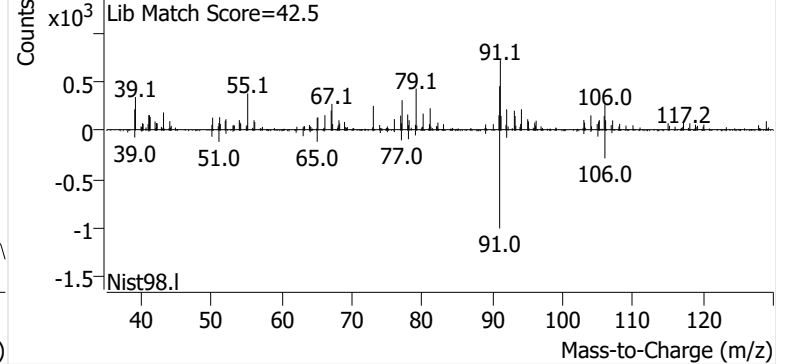


Ethylbenzene

+ EIC (91.1) Scan K0001873.D

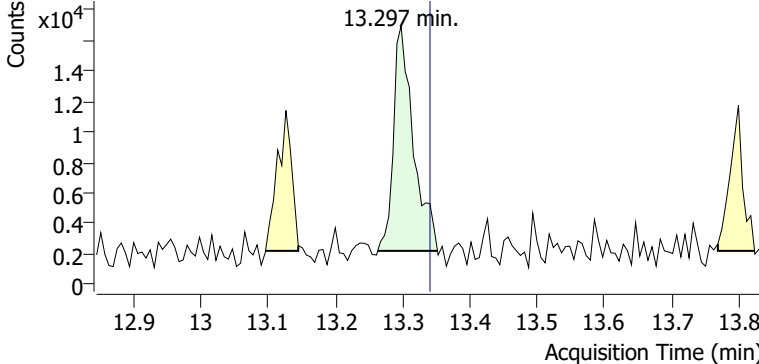


+ Scan (13.096-13.144 min, 8 scans) K0001873.D

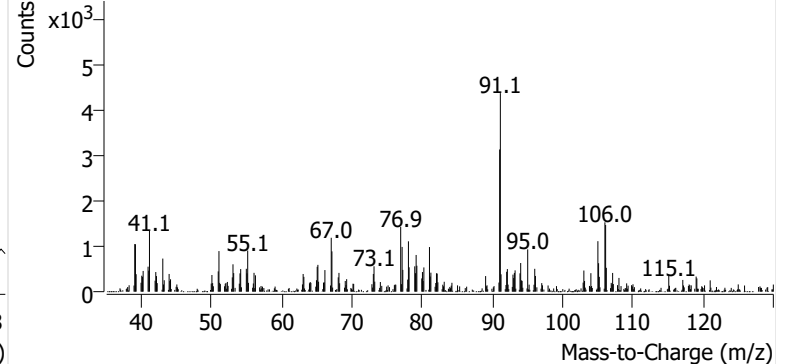


m-/p-Xylene

+ EIC (91.1) Scan K0001873.D

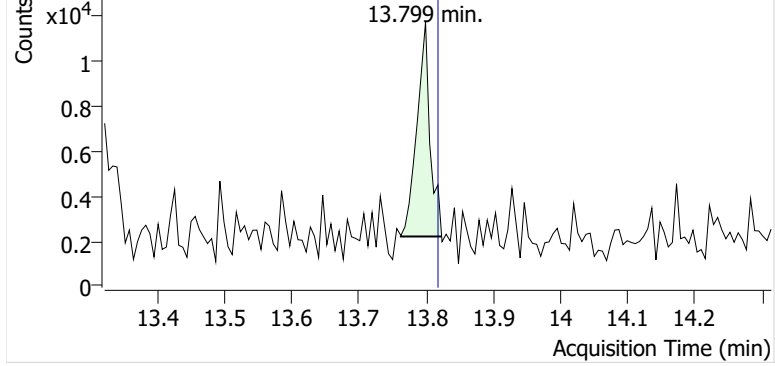


+ Scan (13.263-13.352 min, 14 scans) K0001873.D

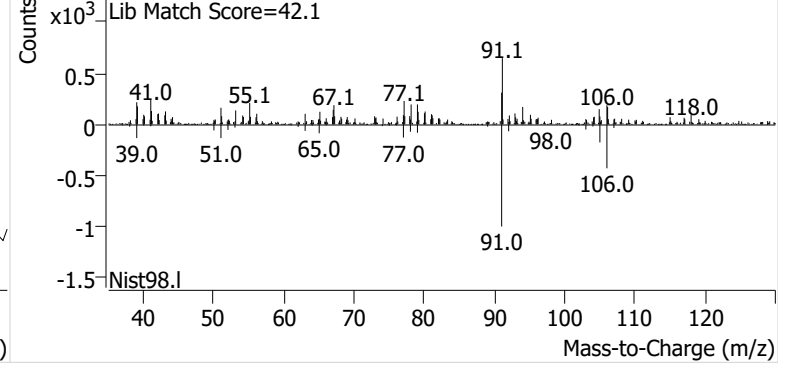


o-Xylene

+ EIC (91.1) Scan K0001873.D

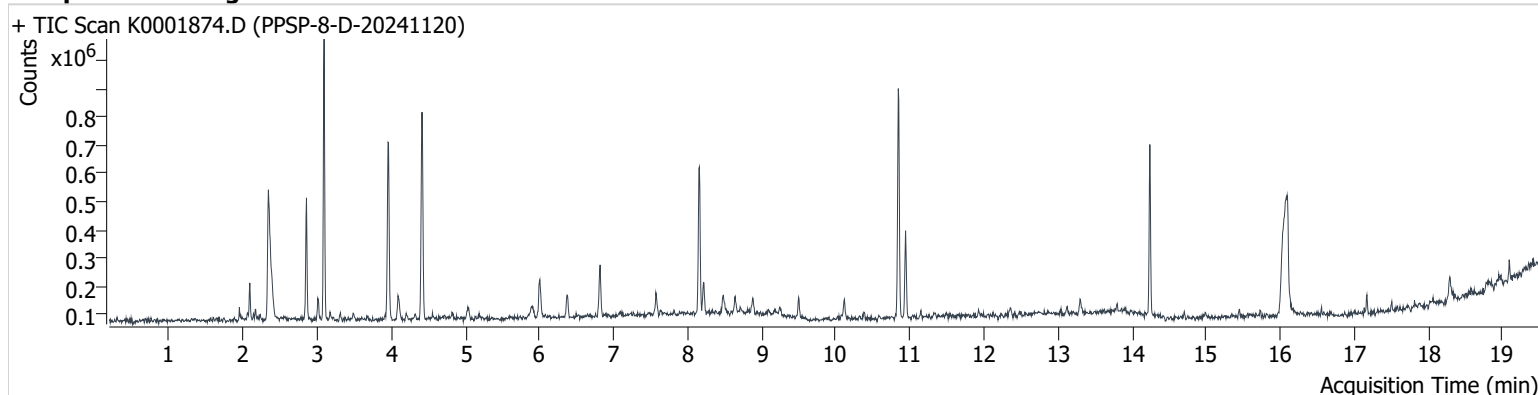


+ Scan (13.762-13.823 min, 10 scans) K0001873.D



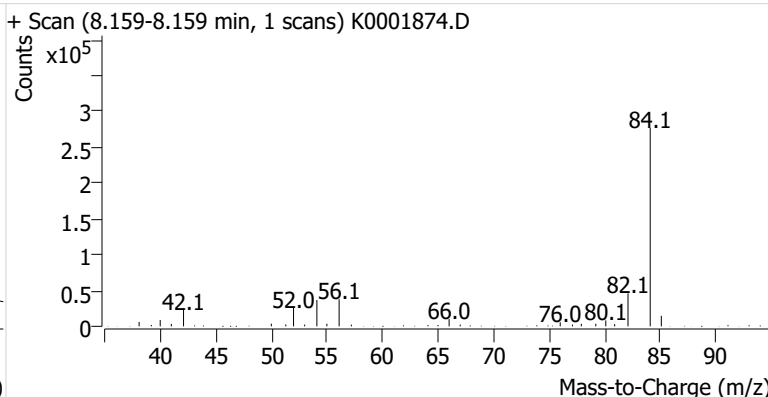
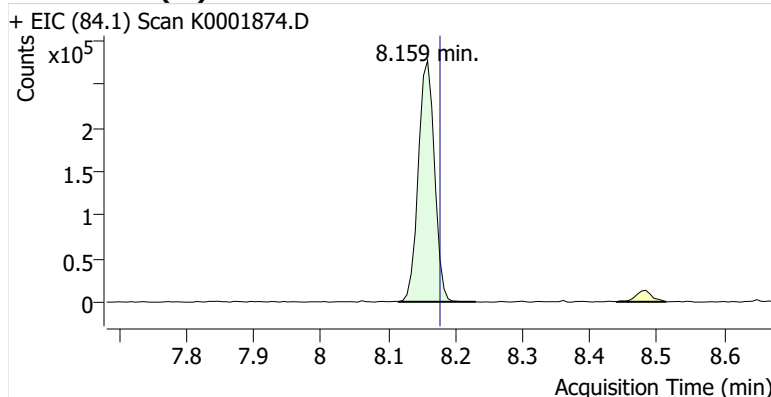
Name PPSP-8-D-20241120
Comment B20201
Data File K0001874.D
Acq. Date-Time 12/9/2024 10:48:05 PM
Acq. Method File M325B-MTD
Tube Sorbent Carbopack X
Analyze Quant Version 12.1
Report Quant Version 12.1

Sample Chromatogram

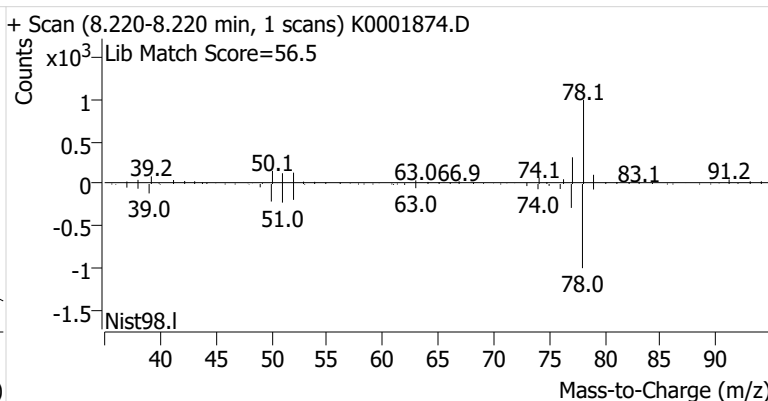
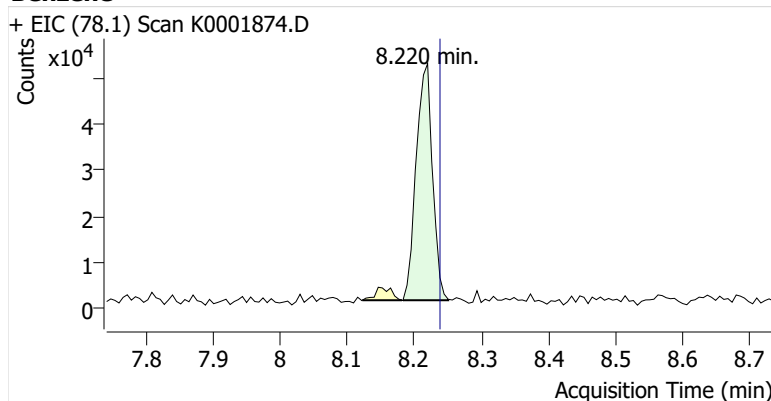


Name	ISTD	RT	ICAL RT	Resp.	Int. Flag
benzene-d6 (IS)		8.159	8.177	462,711	
Benzene	benzene-d6 (IS)	8.220	8.238	86,383	
Toluene-d8 (IS)		10.844	10.869	501,552	
Toluene	Toluene-d8 (IS)	10.942	10.967	184,404	
Ethylbenzene	Toluene-d8 (IS)	13.126	13.145	17,498	
m-/p-Xylene	Toluene-d8 (IS)	13.297	13.340	30,487	
o-Xylene	Toluene-d8 (IS)	13.799	13.818	11,330	

benzene-d6 (IS)

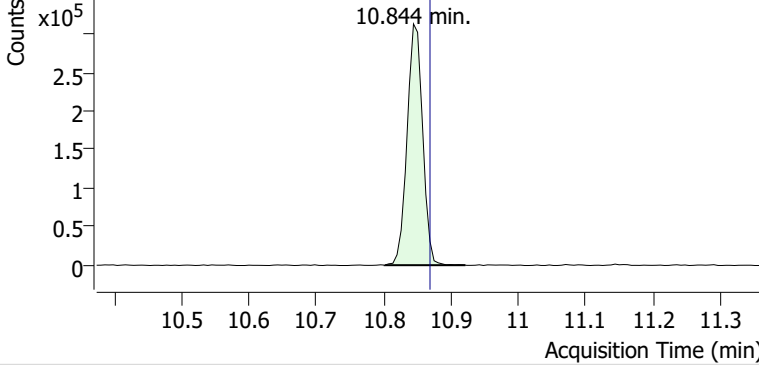


Benzene

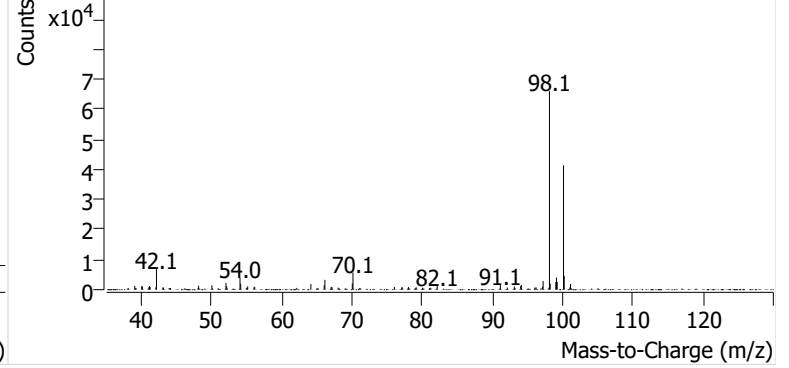


Toluene-d8 (IS)

+ EIC (98.1) Scan K0001874.D

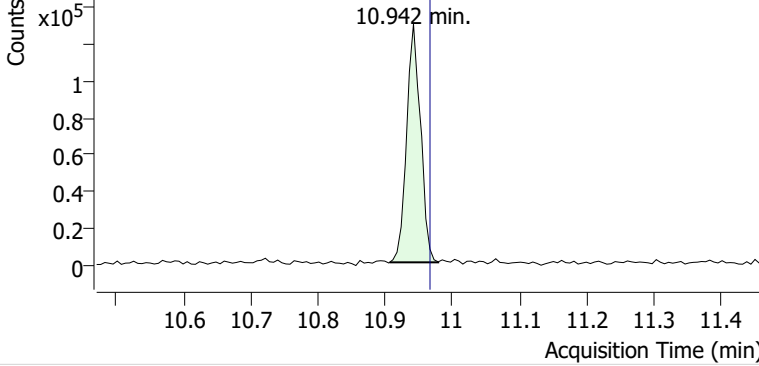


+ Scan (10.801-10.921 min, 20 scans) K0001874.D

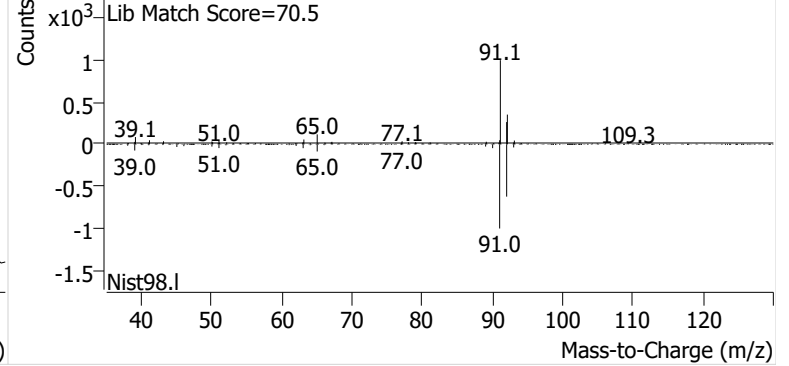


Toluene

+ EIC (91.1) Scan K0001874.D

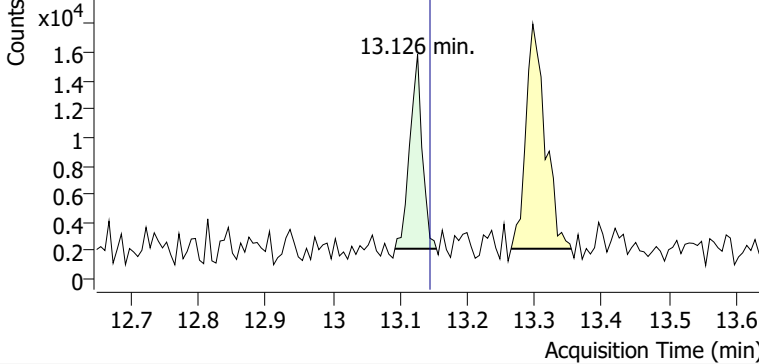


+ Scan (10.907-10.979 min, 12 scans) K0001874.D

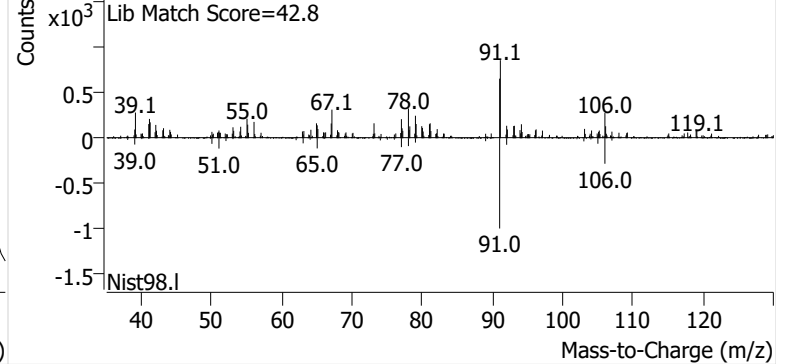


Ethylbenzene

+ EIC (91.1) Scan K0001874.D

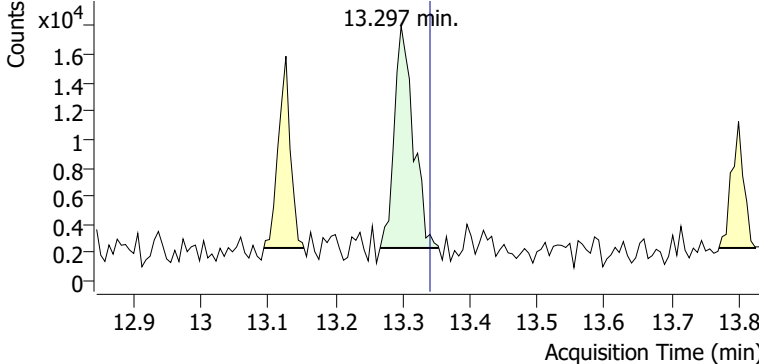


+ Scan (13.092-13.154 min, 10 scans) K0001874.D

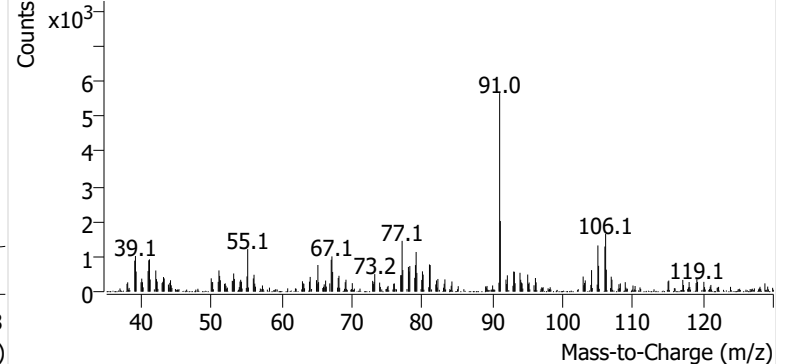


m-/p-Xylene

+ EIC (91.1) Scan K0001874.D

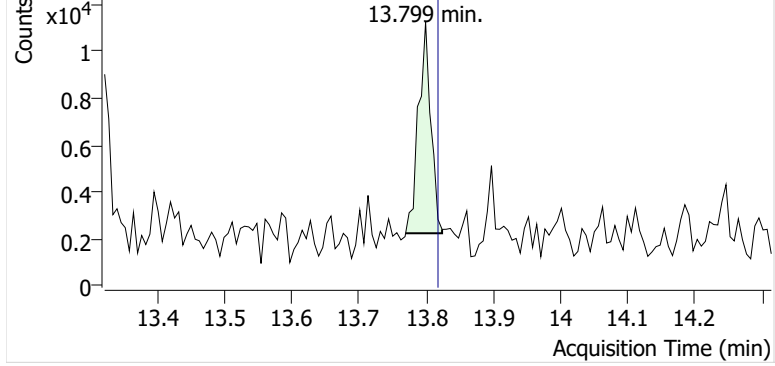


+ Scan (13.266-13.353 min, 15 scans) K0001874.D

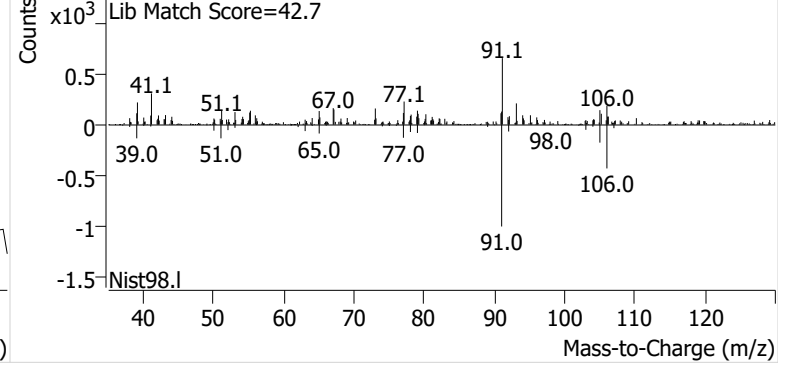


o-Xylene

+ EIC (91.1) Scan K0001874.D

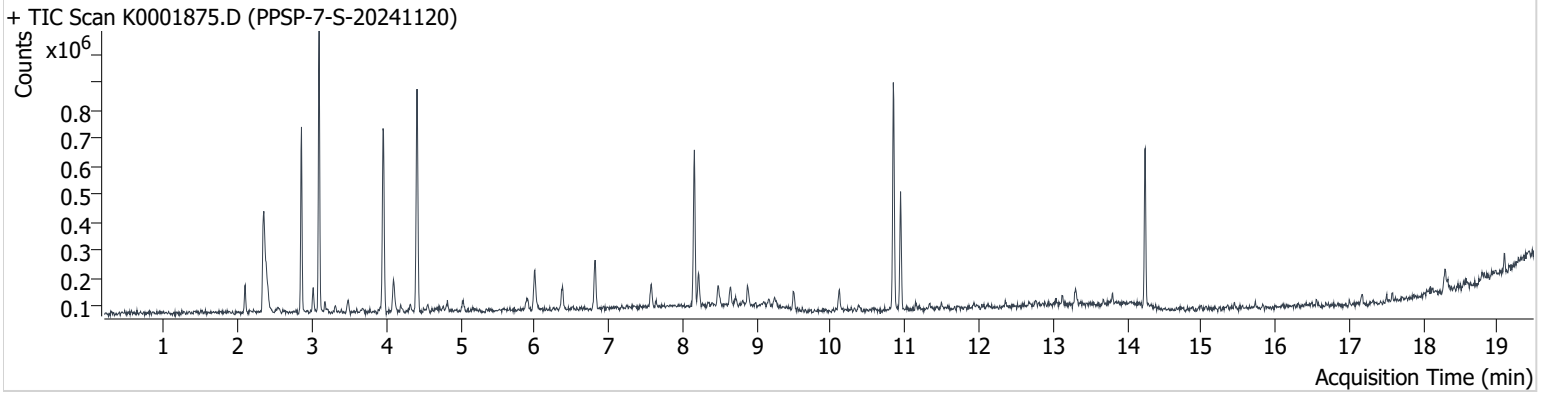


+ Scan (13.769-13.824 min, 9 scans) K0001874.D



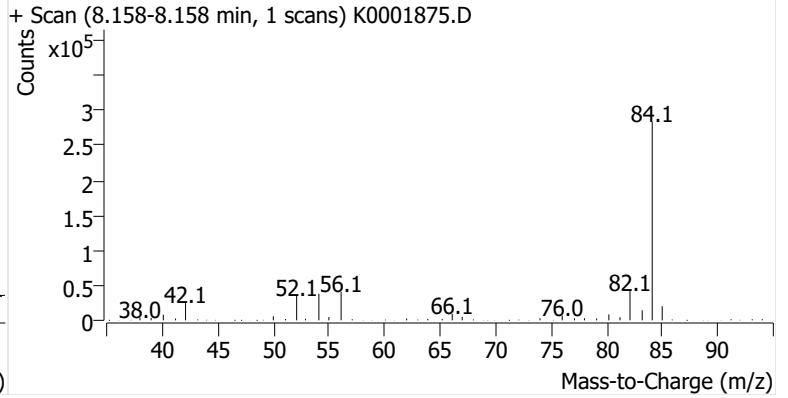
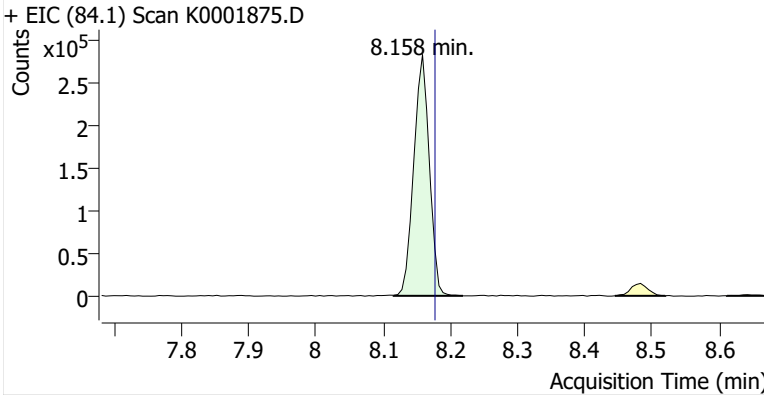
Name PPSP-7-S-20241120
Comment B39500
Data File K0001875.D
Acq. Date-Time 12/9/2024 11:15:37 PM
Acq. Method File M325B-MTD
Tube Sorbent Carbopack X
Analyze Quant Version 12.1
Report Quant Version 12.1

Sample Chromatogram

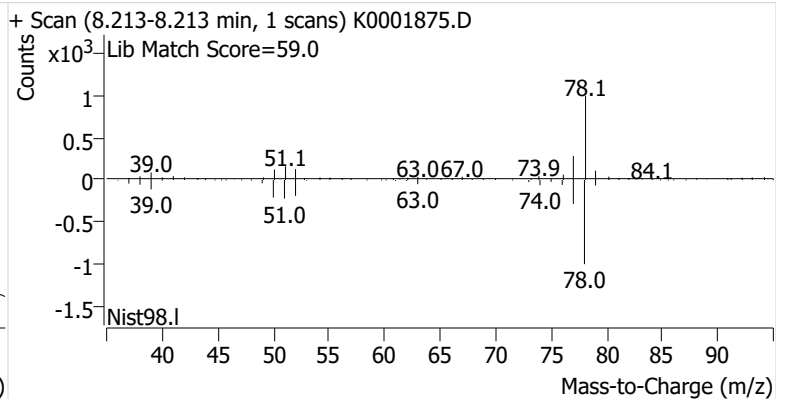
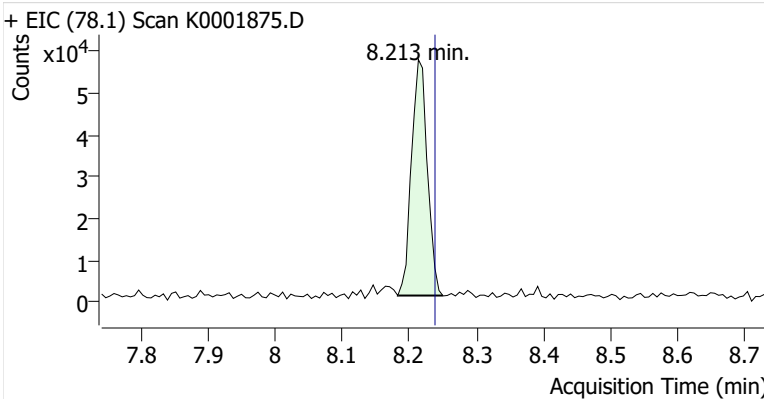


Name	ISTD	RT	ICAL RT	Resp.	Int. Flag
benzene-d6 (IS)		8.158	8.177	456,069	
Benzene	benzene-d6 (IS)	8.213	8.238	92,508	
Toluene-d8 (IS)		10.844	10.869	489,746	
Toluene	Toluene-d8 (IS)	10.942	10.967	258,693	
Ethylbenzene	Toluene-d8 (IS)	13.120	13.145	22,500	
m-/p-Xylene	Toluene-d8 (IS)	13.303	13.340	38,607	
o-Xylene	Toluene-d8 (IS)	13.799	13.818	13,273	

benzene-d6 (IS)

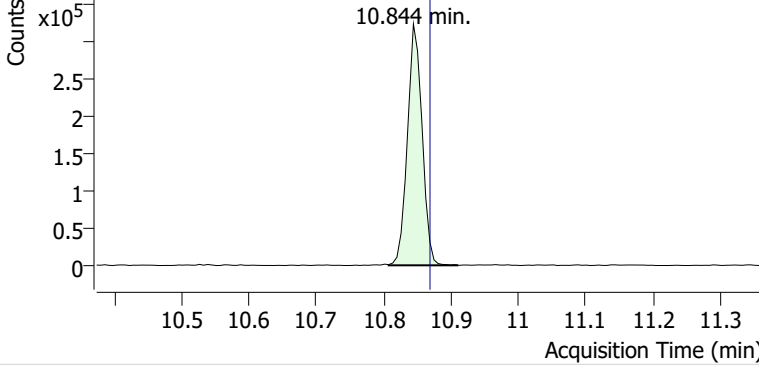


Benzene

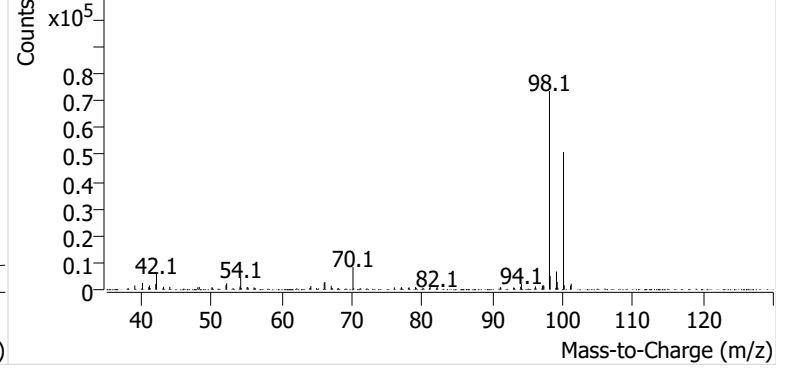


Toluene-d8 (IS)

+ EIC (98.1) Scan K0001875.D

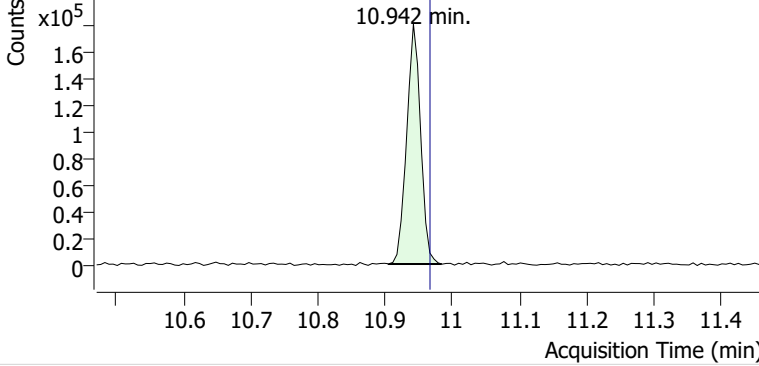


+ Scan (10.807-10.911 min, 17 scans) K0001875.D

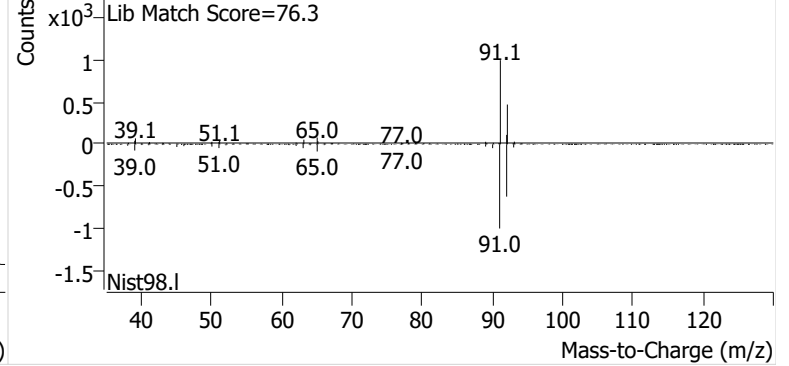


Toluene

+ EIC (91.1) Scan K0001875.D

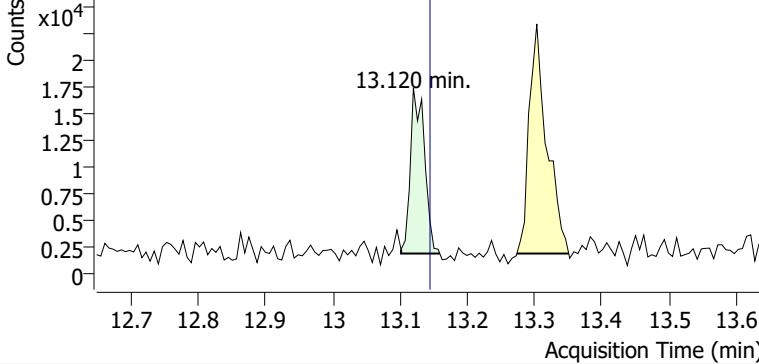


+ Scan (10.905-10.984 min, 13 scans) K0001875.D

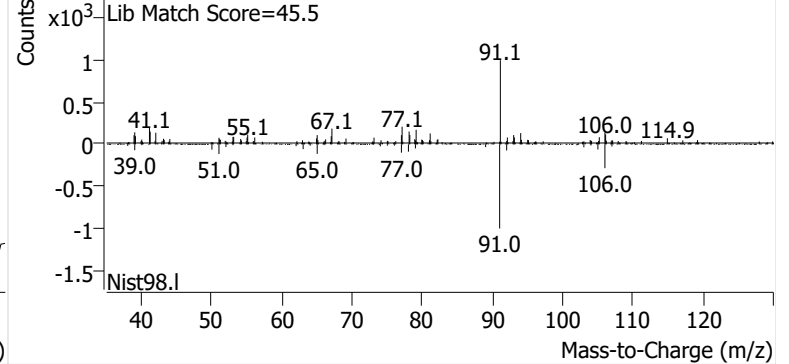


Ethylbenzene

+ EIC (91.1) Scan K0001875.D

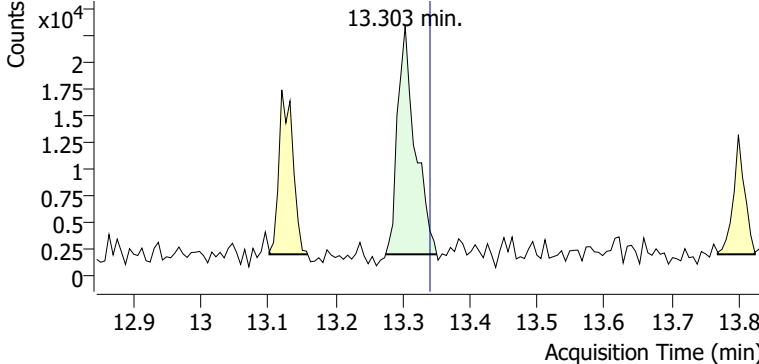


+ Scan (13.102-13.159 min, 10 scans) K0001875.D

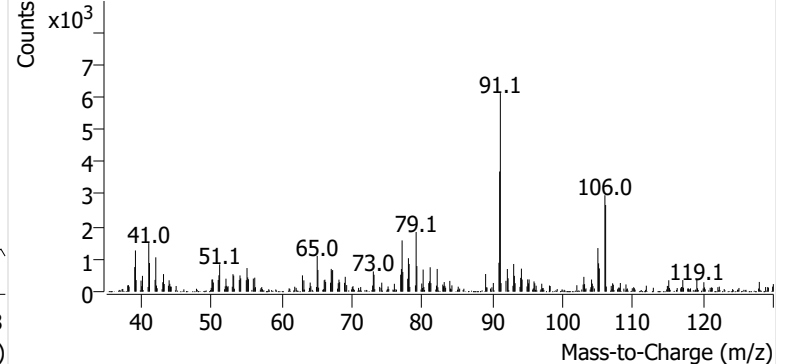


m-/p-Xylene

+ EIC (91.1) Scan K0001875.D

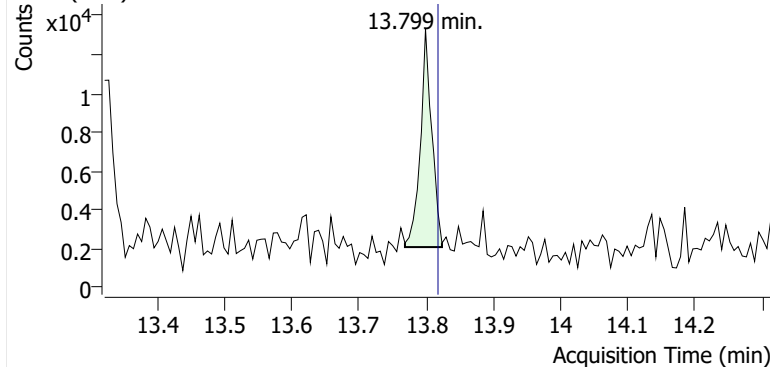


+ Scan (13.274-13.350 min, 12 scans) K0001875.D

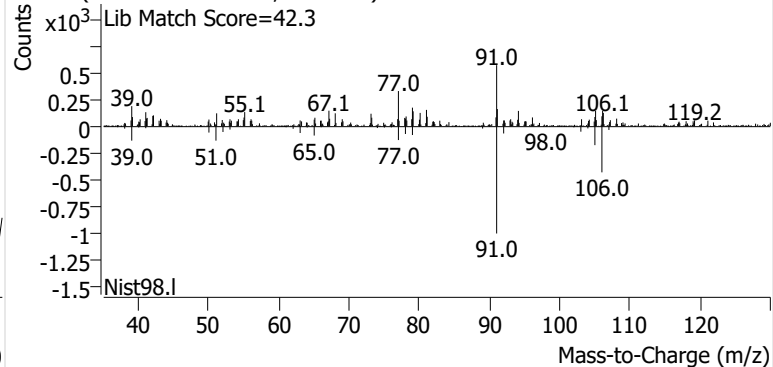


o-Xylene

+ EIC (91.1) Scan K0001875.D



+ Scan (13.768-13.823 min, 10 scans) K0001875.D



Calibration Summary Reports



Enthalpy Analytical

Company: Power Engineers, Inc.

Job No.: 2024FW405-1 EPA Method 325B Analysis

Site: Portland Pipeline - S Portland, ME

Benzene Calibration and Blanks

Sample Code	Type	RRF	ICAL RRF	Last CCV RRF	RRF Change	ISTD Change vs ICal	ISTD Change vs Concal	Pass/Fail	Flags
M325B CCV 5	Cal	1.408	1.340	1.408	5.1%	9.3%		Pass	
2024FW405 Method Blank-1	Blank		1.340	1.408			4.3%	Pass	ND
M325B CCV 5 REC	Check	1.332	1.340	1.408	-0.56%		-0.16%	Pass	
M325B CCV 5	Check	1.307	1.340	1.408	-2.4%		-1.2%	Pass	
M325B CCV 5	Check	1.357	1.340	1.408	1.3%		-3.5%	Pass	

Ethylbenzene Calibration and Blanks

Sample Code	Type	RRF	ICAL RRF	Last CCV RRF	RRF Change	ISTD Change vs ICal	ISTD Change vs Concal	Pass/Fail	Flags
M325B CCV 5	Cal	1.631	1.828	1.631	-11%	13%		Pass	
2024FW405 Method Blank-1	Blank		1.828	1.631			3.7%	Pass	ND
M325B CCV 5 REC	Check	1.632	1.828	1.631	-11%		-2.6%	Pass	
M325B CCV 5	Check	1.735	1.828	1.631	-5.1%		-6.0%	Pass	
M325B CCV 5	Check	1.716	1.828	1.631	-6.1%		-3.6%	Pass	

m-/p-Xylene Calibration and Blanks

Sample Code	Type	RRF	ICAL RRF	Last CCV RRF	RRF Change	ISTD Change vs ICal	ISTD Change vs Concal	Pass/Fail	Flags
M325B CCV 5	Cal	1.112	1.361	1.112	-18%	12%		Pass	
2024FW405 Method Blank-1	Blank		1.361	1.112			3.7%	Pass	ND
M325B CCV 5 REC	Check	1.248	1.361	1.112	-8.3%		-2.6%	Pass	
M325B CCV 5	Check	1.418	1.361	1.112	4.2%		-6.0%	Pass	
M325B CCV 5	Check	1.469	1.361	1.112	7.9%		-3.6%	Pass	

o-Xylene Calibration and Blanks

Sample Code	Type	RRF	ICAL RRF	Last CCV RRF	RRF Change	ISTD Change vs ICal	ISTD Change vs Concal	Pass/Fail	Flags
M325B CCV 5	Cal	1.089	1.396	1.089	-22%	13%		Pass	
2024FW405 Method Blank-1	Blank		1.396	1.089			3.7%	Pass	ND
M325B CCV 5 REC	Check	1.261	1.396	1.089	-9.6%		-2.6%	Pass	
M325B CCV 5	Check	1.397	1.396	1.089	0.088%		-6.0%	Pass	
M325B CCV 5	Check	1.408	1.396	1.089	0.92%		-3.6%	Pass	

Toluene Calibration and Blanks

Sample Code	Type	RRF	ICAL RRF	Last CCV RRF	RRF Change	ISTD Change vs ICal	ISTD Change vs Concal	Pass/Fail	Flags
M325B CCV 5	Cal	1.486	1.569	1.486	-5.3%	13%		Pass	
2024FW405 Method Blank-1	Blank		1.569	1.486			3.7%	Pass	ND
M325B CCV 5 REC	Check	1.464	1.569	1.486	-6.7%		-2.6%	Pass	
M325B CCV 5	Check	1.493	1.569	1.486	-4.8%		-6.0%	Pass	
M325B CCV 5	Check	1.492	1.569	1.486	-4.9%		-3.6%	Pass	

Enthalpy Analytical

Company: Power Engineers, Inc.

Job No.: 2024FW405-1 EPA Method 325B Analysis

Site: Portland Pipeline - S Portland, ME

Calibration Curves

Method	Compound	Level	Cal File	Amount (ng)	Area	ISTD Amt (ng)	ISTD Area	RRF	Dev
K091324C HBTEX.quantmethod.xml	Benzene	1	K0000156.D	4.98	53970	54.6	426953	1.385	3.4%
K091324C HBTEX.quantmethod.xml	Benzene	2	K0000157.D	9.97	117471	54.6	423713	1.519	13%
K091324C HBTEX.quantmethod.xml	Benzene	3	K0000158.D	19.94	217394	54.6	422290	1.410	5.2%
K091324C HBTEX.quantmethod.xml	Benzene	4	K0000159.D	39.87	435967	54.6	418214	1.427	6.5%
K091324C HBTEX.quantmethod.xml	Benzene	5	K0000160.D	99.68	1042392	54.6	422029	1.353	0.98%
K091324C HBTEX.quantmethod.xml	Benzene	6	K0000161.D	199.36	2012379	54.6	418665	1.316	-1.7%
K091324C HBTEX.quantmethod.xml	Benzene	7	K0000162.D	598.09	4460484	54.6	420310	0.969	-28%
						Avg:	421739	1.340	
						%RSD:	0.72%	13%	
K091324C HBTEX.quantmethod.xml	Ethylbenzene	1	K0000156.D	5.18	68005	64.4	430890	1.963	7.4%
K091324C HBTEX.quantmethod.xml	Ethylbenzene	2	K0000157.D	10.36	140993	64.4	451748	1.941	6.2%
K091324C HBTEX.quantmethod.xml	Ethylbenzene	3	K0000158.D	20.72	279725	64.4	454255	1.915	4.7%
K091324C HBTEX.quantmethod.xml	Ethylbenzene	4	K0000159.D	41.44	555830	64.4	460380	1.877	2.7%
K091324C HBTEX.quantmethod.xml	Ethylbenzene	5	K0000160.D	103.60	1284474	64.4	469763	1.700	-7.0%
K091324C HBTEX.quantmethod.xml	Ethylbenzene	6	K0000161.D	207.21	2359209	64.4	466740	1.572	-14%
						Avg:	455629	1.828	
						%RSD:	3.1%	8.6%	

Enthalpy Analytical

Company: Power Engineers, Inc.

Job No.: 2024FW405-1 EPA Method 325B Analysis

Site: Portland Pipeline - S Portland, ME

K091324C HBTEX.quantmethod.xml	m-/p-Xylene	1	K0000156.D	4.89	44218	64.4	430890	1.351	-0.73%	
K091324C HBTEX.quantmethod.xml	m-/p-Xylene	2	K0000157.D	9.78	98695	64.4	451748	1.439	5.7%	
K091324C HBTEX.quantmethod.xml	m-/p-Xylene	3	K0000158.D	19.57	202684	64.4	454255	1.469	7.9%	
K091324C HBTEX.quantmethod.xml	m-/p-Xylene	4	K0000159.D	39.14	409796	64.4	460380	1.465	7.6%	
K091324C HBTEX.quantmethod.xml	m-/p-Xylene	5	K0000160.D	97.85	954019	64.4	469763	1.337	-1.8%	
K091324C HBTEX.quantmethod.xml	m-/p-Xylene	6	K0000161.D	195.70	1852548	64.4	466740	1.307	-4.0%	
K091324C HBTEX.quantmethod.xml	m-/p-Xylene	7	K0000162.D	587.09	5010845	64.4	473698	1.161	-15%	
							Avg:	458211	1.361	
							%RSD:	3.2%	8.1%	

K091324C HBTEX.quantmethod.xml	o-Xylene	1	K0000156.D	5.10	47539	64.4	430890	1.393	-0.18%	
K091324C HBTEX.quantmethod.xml	o-Xylene	2	K0000157.D	10.21	106292	64.4	451748	1.485	6.4%	
K091324C HBTEX.quantmethod.xml	o-Xylene	3	K0000158.D	20.41	211162	64.4	454255	1.467	5.1%	
K091324C HBTEX.quantmethod.xml	o-Xylene	4	K0000159.D	40.82	430029	64.4	460380	1.474	5.6%	
K091324C HBTEX.quantmethod.xml	o-Xylene	5	K0000160.D	102.05	963368	64.4	469763	1.295	-7.2%	
K091324C HBTEX.quantmethod.xml	o-Xylene	6	K0000161.D	204.11	1860527	64.4	466740	1.258	-9.8%	
							Avg:	455629	1.396	
							%RSD:	3.1%	7.1%	

Enthalpy Analytical

Company: Power Engineers, Inc.

Job No.: 2024FW405-1 EPA Method 325B Analysis

Site: Portland Pipeline - S Portland, ME

K091324C HBTEX.quantmethod.xml	Toluene	1	K0000156.D	5.39	60741	64.4	430890	1.685	7.4%	
K091324C HBTEX.quantmethod.xml	Toluene	2	K0000157.D	10.78	123928	64.4	451748	1.640	4.5%	
K091324C HBTEX.quantmethod.xml	Toluene	3	K0000158.D	21.56	246848	64.4	454255	1.624	3.5%	
K091324C HBTEX.quantmethod.xml	Toluene	4	K0000159.D	43.11	491226	64.4	460380	1.595	1.6%	
K091324C HBTEX.quantmethod.xml	Toluene	5	K0000160.D	107.78	1153960	64.4	469763	1.468	-6.4%	
K091324C HBTEX.quantmethod.xml	Toluene	6	K0000161.D	215.57	2187840	64.4	466740	1.401	-11%	
							Avg:	455629	1.569	
							%RSD:	3.1%	7.0%	
K091324C HBTEX.quantmethod.xml	Benzene	ICV	K0000163.D	64.50	630072	54.6	427126	1.249	-6.8%	
K091324C HBTEX.quantmethod.xml	Ethylbenzene	ICV	K0000163.D	86.60	937378	64.4	475697	1.466	-20%	
K091324C HBTEX.quantmethod.xml	m-/p-Xylene	ICV	K0000163.D	90.14	741782	64.4	475697	1.115	-18%	
K091324C HBTEX.quantmethod.xml	o-Xylene	ICV	K0000163.D	88.73	717484	64.4	475697	1.095	-22%	
K091324C HBTEX.quantmethod.xml	Toluene	ICV	K0000163.D	76.93	794256	64.4	475697	1.398	-11%	

**This Is The Last Page
Of This Report.**



Portland Pipeline - S Portland, ME

Power Engineers, Inc.
303 U.S. Route One
Freeport, ME 04032

Sampling Event 11

Analytical Report (2024FW406)

EPA Method 325B

Benzene, Toluene, Ethylbenzene, m-/p-Xylenes, o-Xylene



Enthalpy Analytical, LLC

Phone: (919) 850 - 4392 / Fax: (919) 850 - 9012 / www.enthalpy.com
800-1 Capitola Drive, Durham, NC 27713

I certify that to the best of my knowledge all analytical data presented in this report:

- Have been checked for completeness
- Are accurate, error-free, and legible
- Have been conducted in accordance with approved protocol, and that all deviations and analytical problems are summarized in the appropriate narrative(s)

This analytical report was prepared in Portable Document Format (.PDF). This report shall not be reproduced except in full without approval of the laboratory. This will provide assurance that parts of a report are not taken out of context.



QA REVIEW PERFORMED BY

Brianna Berry
QA Associate I

Report Issued: 12/31/2024



Summary of Results



Enthalpy Analytical

Company: Power Engineers, Inc.

Job No.: 2024FW406-1 EPA Method 325B Analysis

Site: Portland Pipeline - S Portland, ME

Summary

Sample Code	Tube ID	Benzene (ug/m ³)	Flag	Ethylbenzene (ug/m ³)	Flag	m-/p-Xylenes (ug/m ³)	Flag	o-Xylene (ug/m ³)	Flag	Toluene (ug/m ³)	Flag
PPSP-6-S-20241204	B15291	0.700			ND	0.300	J		ND	0.996	
PPSP-5-S-20241204	C43664	0.620			ND	0.392	J		ND	0.860	
PPSP-4-S-20241204	C00690	0.662			ND	0.307	J		ND	0.935	
PPSP-3-S-20241204	B37676	0.692			ND	0.406	J		ND	0.902	
PPSP-2-S-20241204	B27881	0.704			ND	0.357	J		ND	1.10	
PPSP-1-S-20241204	B51069	0.889			ND	0.313	J		ND	0.816	
PPSP-1-B-20241204	C01444		ND		ND		ND		ND		ND
PPSP-13-S-20241204	B50790	0.774			ND		ND		ND	0.733	
PPSP-12-S-20241204	B20846	0.804			ND	0.327	J		ND	0.759	
PPSP-11-S-20241204	C37954	1.00			ND		ND		ND	0.758	
PPSP-10-S-20241204	C35767	0.802			ND	0.338	J		ND	0.781	
PPSP-9-S-20241204	B48681	0.909			ND	0.297	J		ND	0.873	
PPSP-8-S-20241204	C40129	0.721			ND	0.311	J		ND	0.758	
PPSP-8-D-20241204	C40598	0.863			ND	0.378	J		ND	0.904	
PPSP-7-S-20241204	C56838	0.676			ND	0.424	J		ND	0.925	

J: Estimated Value - The analyte was detected between the Method Detection Limit and Reporting Limit

ND: The analyte was not present above the Method Detection Limit

Results

Enthalpy Analytical

Company: Power Engineers, Inc.

Job No.: 2024FW406-1 EPA Method 325B Analysis

Site: Portland Pipeline - S Portland, ME

Benzene

Sample Code	Tube ID	Conc (ug/m ³)	Conc (ppbv)	Calc Amt (ng)	Temp (°F)	Uptake Rate (mL/min)	Sample Time (min)	LOD (ug/m ³)	LOQ (ug/m ³)	LOD (ppbv)	LOQ (ppbv)	Flags
PPSP-6-S-20241204	B15291	0.700	0.219	9.06	31.8	0.641	20,190	0.193	0.405	0.0605	0.127	
PPSP-5-S-20241204	C43664	0.620	0.194	8.02	31.8	0.641	20,188	0.193	0.405	0.0605	0.127	
PPSP-4-S-20241204	C00690	0.662	0.207	8.57	31.8	0.641	20,187	0.193	0.405	0.0605	0.127	
PPSP-3-S-20241204	B37676	0.692	0.217	8.95	31.8	0.641	20,186	0.193	0.405	0.0605	0.127	
PPSP-2-S-20241204	B27881	0.704	0.221	9.11	31.8	0.641	20,185	0.193	0.405	0.0605	0.127	
PPSP-1-S-20241204	B51069	0.889	0.278	11.5	31.8	0.641	20,184	0.193	0.405	0.0605	0.127	
PPSP-1-B-20241204	C01444				31.8	0.641	20,184	0.193	0.405	0.0605	0.127	ND
PPSP-13-S-20241204	B50790	0.774	0.242	10.0	31.8	0.641	20,180	0.193	0.406	0.0605	0.127	
PPSP-12-S-20241204	B20846	0.804	0.252	10.4	31.8	0.641	20,179	0.193	0.406	0.0605	0.127	
PPSP-11-S-20241204	C37954	1.00	0.314	13.0	31.8	0.641	20,171	0.193	0.406	0.0605	0.127	
PPSP-10-S-20241204	C35767	0.802	0.251	10.4	31.8	0.641	20,169	0.193	0.406	0.0606	0.127	
PPSP-9-S-20241204	B48681	0.909	0.285	11.8	31.8	0.641	20,168	0.193	0.406	0.0606	0.127	
PPSP-8-S-20241204	C40129	0.721	0.226	9.32	31.8	0.641	20,165	0.193	0.406	0.0606	0.127	
PPSP-8-D-20241204	C40598	0.863	0.270	11.2	31.8	0.641	20,165	0.193	0.406	0.0606	0.127	
PPSP-7-S-20241204	C56838	0.676	0.212	8.74	31.8	0.641	20,164	0.193	0.406	0.0606	0.127	

Enthalpy Analytical

Company: Power Engineers, Inc.

Job No.: 2024FW406-1 EPA Method 325B Analysis

Site: Portland Pipeline - S Portland, ME

Ethylbenzene

Sample Code	Tube ID	Conc (ug/m ³)	Conc (ppbv)	Calc Amt (ng)	Temp (°F)	Uptake Rate (mL/min)	Sample Time (min)	LOD (ug/m ³)	LOQ (ug/m ³)	LOD (ppbv)	LOQ (ppbv)	Flags
PPSP-6-S-20241204	B15291				31.8	0.440	20,190	0.281	0.607	0.0648	0.140	ND
PPSP-5-S-20241204	C43664				31.8	0.440	20,188	0.281	0.607	0.0648	0.140	ND
PPSP-4-S-20241204	C00690				31.8	0.440	20,187	0.281	0.607	0.0648	0.140	ND
PPSP-3-S-20241204	B37676				31.8	0.440	20,186	0.281	0.607	0.0648	0.140	ND
PPSP-2-S-20241204	B27881				31.8	0.440	20,185	0.281	0.607	0.0648	0.140	ND
PPSP-1-S-20241204	B51069				31.8	0.440	20,184	0.281	0.607	0.0648	0.140	ND
PPSP-1-B-20241204	C01444				31.8	0.440	20,184	0.281	0.607	0.0648	0.140	ND
PPSP-13-S-20241204	B50790				31.8	0.440	20,180	0.281	0.607	0.0649	0.140	ND
PPSP-12-S-20241204	B20846				31.8	0.440	20,179	0.281	0.607	0.0649	0.140	ND
PPSP-11-S-20241204	C37954				31.8	0.440	20,171	0.282	0.607	0.0649	0.140	ND
PPSP-10-S-20241204	C35767				31.8	0.440	20,169	0.282	0.607	0.0649	0.140	ND
PPSP-9-S-20241204	B48681				31.8	0.440	20,168	0.282	0.607	0.0649	0.140	ND
PPSP-8-S-20241204	C40129				31.8	0.440	20,165	0.282	0.608	0.0649	0.140	ND
PPSP-8-D-20241204	C40598				31.8	0.440	20,165	0.282	0.608	0.0649	0.140	ND
PPSP-7-S-20241204	C56838				31.8	0.440	20,164	0.282	0.608	0.0649	0.140	ND

Enthalpy Analytical

Company: Power Engineers, Inc.

Job No.: 2024FW406-1 EPA Method 325B Analysis

Site: Portland Pipeline - S Portland, ME

m-/p-Xylenes

Sample Code	Tube ID	Conc (ug/m ³)	Conc (ppbv)	Calc Amt (ng)	Temp (°F)	Uptake Rate (mL/min)	Sample Time (min)	LOD (ug/m ³)	LOQ (ug/m ³)	LOD (ppbv)	LOQ (ppbv)	Flags
PPSP-6-S-20241204	B15291	0.300	0.0692	2.67	31.8	0.440	20,190	0.281	0.611	0.0648	0.141	J
PPSP-5-S-20241204	C43664	0.392	0.0902	3.48	31.8	0.440	20,188	0.281	0.611	0.0648	0.141	J
PPSP-4-S-20241204	C00690	0.307	0.0708	2.73	31.8	0.440	20,187	0.281	0.611	0.0648	0.141	J
PPSP-3-S-20241204	B37676	0.406	0.0935	3.61	31.8	0.440	20,186	0.281	0.611	0.0648	0.141	J
PPSP-2-S-20241204	B27881	0.357	0.0823	3.17	31.8	0.440	20,185	0.281	0.611	0.0648	0.141	J
PPSP-1-S-20241204	B51069	0.313	0.0720	2.78	31.8	0.440	20,184	0.281	0.611	0.0648	0.141	J
PPSP-1-B-20241204	C01444				31.8	0.440	20,184	0.281	0.611	0.0648	0.141	ND
PPSP-13-S-20241204	B50790				31.8	0.440	20,180	0.281	0.611	0.0649	0.141	ND
PPSP-12-S-20241204	B20846	0.327	0.0753	2.90	31.8	0.440	20,179	0.281	0.611	0.0649	0.141	J
PPSP-11-S-20241204	C37954				31.8	0.440	20,171	0.282	0.611	0.0649	0.141	ND
PPSP-10-S-20241204	C35767	0.338	0.0779	3.00	31.8	0.440	20,169	0.282	0.611	0.0649	0.141	J
PPSP-9-S-20241204	B48681	0.297	0.0684	2.63	31.8	0.440	20,168	0.282	0.611	0.0649	0.141	J
PPSP-8-S-20241204	C40129	0.311	0.0716	2.76	31.8	0.440	20,165	0.282	0.612	0.0649	0.141	J
PPSP-8-D-20241204	C40598	0.378	0.0872	3.36	31.8	0.440	20,165	0.282	0.612	0.0649	0.141	J
PPSP-7-S-20241204	C56838	0.424	0.0978	3.77	31.8	0.440	20,164	0.282	0.612	0.0649	0.141	J

Enthalpy Analytical

Company: Power Engineers, Inc.

Job No.: 2024FW406-1 EPA Method 325B Analysis

Site: Portland Pipeline - S Portland, ME

o-Xylene

Sample Code	Tube ID	Conc (ug/m ³)	Conc (ppbv)	Calc Amt (ng)	Temp (°F)	Uptake Rate (mL/min)	Sample Time (min)	LOD (ug/m ³)	LOQ (ug/m ³)	LOD (ppbv)	LOQ (ppbv)	Flags
PPSP-6-S-20241204	B15291				31.8	0.440	20,190	0.281	0.614	0.0648	0.142	ND
PPSP-5-S-20241204	C43664				31.8	0.440	20,188	0.281	0.614	0.0648	0.142	ND
PPSP-4-S-20241204	C00690				31.8	0.440	20,187	0.281	0.614	0.0648	0.142	ND
PPSP-3-S-20241204	B37676				31.8	0.440	20,186	0.281	0.614	0.0648	0.142	ND
PPSP-2-S-20241204	B27881				31.8	0.440	20,185	0.281	0.614	0.0648	0.142	ND
PPSP-1-S-20241204	B51069				31.8	0.440	20,184	0.281	0.614	0.0648	0.142	ND
PPSP-1-B-20241204	C01444				31.8	0.440	20,184	0.281	0.614	0.0648	0.142	ND
PPSP-13-S-20241204	B50790				31.8	0.440	20,180	0.281	0.614	0.0649	0.142	ND
PPSP-12-S-20241204	B20846				31.8	0.440	20,179	0.281	0.614	0.0649	0.142	ND
PPSP-11-S-20241204	C37954				31.8	0.440	20,171	0.282	0.615	0.0649	0.142	ND
PPSP-10-S-20241204	C35767				31.8	0.440	20,169	0.282	0.615	0.0649	0.142	ND
PPSP-9-S-20241204	B48681				31.8	0.440	20,168	0.282	0.615	0.0649	0.142	ND
PPSP-8-S-20241204	C40129				31.8	0.440	20,165	0.282	0.615	0.0649	0.142	ND
PPSP-8-D-20241204	C40598				31.8	0.440	20,165	0.282	0.615	0.0649	0.142	ND
PPSP-7-S-20241204	C56838				31.8	0.440	20,164	0.282	0.615	0.0649	0.142	ND

Enthalpy Analytical

Company: Power Engineers, Inc.

Job No.: 2024FW406-1 EPA Method 325B Analysis

Site: Portland Pipeline - S Portland, ME

Toluene

Sample Code	Tube ID	Conc (ug/m ³)	Conc (ppbv)	Calc Amt (ng)	Temp (°F)	Uptake Rate (mL/min)	Sample Time (min)	LOD (ug/m ³)	LOQ (ug/m ³)	LOD (ppbv)	LOQ (ppbv)	Flags
PPSP-6-S-20241204	B15291	0.996	0.264	10.0	31.8	0.498	20,190	0.249	0.542	0.0661	0.144	
PPSP-5-S-20241204	C43664	0.860	0.228	8.64	31.8	0.498	20,188	0.249	0.542	0.0661	0.144	
PPSP-4-S-20241204	C00690	0.935	0.248	9.39	31.8	0.498	20,187	0.249	0.542	0.0661	0.144	
PPSP-3-S-20241204	B37676	0.902	0.240	9.06	31.8	0.498	20,186	0.249	0.543	0.0661	0.144	
PPSP-2-S-20241204	B27881	1.10	0.292	11.1	31.8	0.498	20,185	0.249	0.543	0.0661	0.144	
PPSP-1-S-20241204	B51069	0.816	0.217	8.19	31.8	0.498	20,184	0.249	0.543	0.0661	0.144	
PPSP-1-B-20241204	C01444				31.8	0.498	20,184	0.249	0.543	0.0661	0.144	ND
PPSP-13-S-20241204	B50790	0.733	0.195	7.36	31.8	0.498	20,180	0.249	0.543	0.0661	0.144	
PPSP-12-S-20241204	B20846	0.759	0.202	7.62	31.8	0.498	20,179	0.249	0.543	0.0661	0.144	
PPSP-11-S-20241204	C37954	0.758	0.201	7.60	31.8	0.498	20,171	0.249	0.543	0.0661	0.144	
PPSP-10-S-20241204	C35767	0.781	0.207	7.84	31.8	0.498	20,169	0.249	0.543	0.0661	0.144	
PPSP-9-S-20241204	B48681	0.873	0.232	8.76	31.8	0.498	20,168	0.249	0.543	0.0661	0.144	
PPSP-8-S-20241204	C40129	0.758	0.201	7.61	31.8	0.498	20,165	0.249	0.543	0.0662	0.144	
PPSP-8-D-20241204	C40598	0.904	0.240	9.07	31.8	0.498	20,165	0.249	0.543	0.0662	0.144	
PPSP-7-S-20241204	C56838	0.925	0.246	9.28	31.8	0.498	20,164	0.249	0.543	0.0662	0.144	

J: Estimated Value - The analyte was detected between the Method Detection Limit and Reporting Limit

ND: The analyte was not present above the Method Detection Limit

QC



Enthalpy Analytical

Company: Power Engineers, Inc.

Job No.: 2024FW406-1 EPA Method 325B Analysis

Site: Portland Pipeline - S Portland, ME

QC Samples

Field Sample Type	Sample Code	Benzene		Ethylbenzene		m-/p-Xylenes		o-Xylene		Toluene	
Blanks (ug/m ³)	PPSP-1-B-20241204	ND	Pass	ND	Pass	ND	Pass	ND	Pass	ND	Pass
Duplicates (difference)	PPSP-8-D-20241204	18%	Pass		Pass	20%	Pass	Pass		17%	Pass

Narrative Summary



Enthalpy Analytical Narrative Summary

Company	Power Engineers, Inc.
Site	Portland Pipeline - S Portland, ME
Report #	2024FW406

Custody	<p>Enthalpy Analytical, LLC received the sample tubes on 12/19/24. The samples were received in good condition at a temperature of 9.0 °C.</p> <p>Prior to, during, and after analysis, the samples were kept under lock with access only to authorized personnel by Enthalpy Analytical, LLC.</p>
Analysis	<p>The samples were analyzed for benzene, toluene, ethylbenzene, m-/p-xylenes, and o-xylene using EPA Method 325B – Volatile Organic Compounds from Fugitive and Area Sources by Thermal Desorption and GC/MS. A copy of the acquisition method (M325B-TD.M) is not included in this report but may be available upon request.</p>
Calibration	<p>All BFB criteria have been met for this analysis.</p> <p>The initial calibration met 30% RSD criteria. The initial calibration verification met 30% recovery criteria. The continuing calibration verifications met 30% difference criteria. The initial and continuing calibration raw data are not included in this report but are available upon request.</p>
Quality Control Notes	<p>All quality control criteria required by the method and/or the laboratory SOP have been met unless noted otherwise below.</p>
Reporting Notes	<p>The samples may have been purged to remove known or suspected moisture. If purging occurred, a CCV and a Method Blank will have been purged alongside the samples. The laboratory maintains documentation of samples that are purged.</p> <p>As specified in EPA Method 325B, the response factor of the daily continuing calibration standard was used to quantitate all field samples and blanks.</p> <p>All samples were reported as amount in ng catch, and concentration in µg/m³ and ppbv.</p> <p>The results presented in this report are representative of the samples as provided to the laboratory.</p> <p>These analyses met the requirements of the TNI Standard. Any deviations from the requirements of the reference method or TNI Standard have been stated above.</p>



Sample Custody





EPA Method 325 A/B Field Test Data Sheet and Chain of Custody Record

Page # 1 of # 2


- Standard Turn Around Time (7 business days)
- Rush Turn Around Time
- All TATs Subject to Approval by Enthalpy Analytical, LLC
- Unless otherwise specified, sample tubes will be conditioned for re-use 3 business days after submission of results

Site Name: South Portland Terminal	Client Name: Portland Pipe Line	PO#:
Site Address:	Project Number:	Sample Event #
City:	Project Manager: Tom Rolfson	Sorbent:
State:	Email Address: tom.rolfson@powererg.com	
Zip:	Telephone #:	

Location	Sample ID (Tube ID)	Sample, Blank or Duplicate	Start Date	Start Time	Stop Date	Stop Time	Deployed/ Collected by	Ave. Pressure (inHg)	Avg. Ambient Temp. (°F)
6	B15291	sample	12/4/24	9:28 AM	12/18/24	9:58 AM	JB / JB		
5	C43664	sample	12/4/24	9:35 AM	12/18/24	10:03 AM	JB / JB		
4	C00690 ①	sample	12/4/24	9:40 AM	12/18/24	10:07 AM	JB / JB		
3	B37676	sample	12/4/24	9:46 AM	12/18/24	10:12 AM	JB / JB		
2	B27881	sample	12/4/24	9:52 AM	12/18/24	10:17 AM	JB / JB		
1	B51069	sample	12/4/24	9:57 AM	12/18/24	10:21 AM	JB / JB		
1	C01444	blank	12/4/24	9:57 AM	12/18/24	10:21 AM	JB / JB		
13	B50790	sample	12/4/24	10:05 AM	12/18/24	10:25 AM	JB / JB		

Relinquished By (printed):		Relinquished By (signature):		Relinquished Date:		Relinquished Time:	
Jen Bowidowicz		<i>Jennifer Bowidowicz</i>		12/18/2024			
Received By (printed):		Received By (signature):		Receipt Date:		Receipt Time:	
<i>Julianne Howell</i>		<i>Julianne Howell</i>		12/19/24		10:30	
Sample Condition Upon Receipt:		Compound List:		Custody Seal intact? Y/N:		Delivery tracking #	
<i>Good except note ①</i>		BTEX		N			
Ice Temp:	Blank Temp:			Add Custody Seal # below:			
<i>NA</i>	<i>9.0</i>	<i>Fuke 7A</i>		NA			

Comments: ① loose cap. # 12/19/24
 Please pull the ambient temp from the KPWM NOAA station. Thank you



EPA Method 325 A/B Field Test Data Sheet and Chain of Custody Record

Page # 2 of # 2

- Standard Turn Around Time (7 business days)
- Rush Turn Around Time
- All TATs Subject to Approval by Enthalpy Analytical, LLC
- Unless otherwise specified, sample tubes will be conditioned for re-use 3 business days after submission of results

Site Name: South Portland Terminal	Client Name: Portland Pipe Line	PO#:
Site Address:	Project Number:	Sample Event #
City:	Project Manager: Tom Rolfsen	Sorbent:
State:	Email Address: tom.rolfsen@powererg.com	
Zip:	Telephone #:	

Location	Sample ID (Tube ID)	Sample, Blank or Duplicate	Start Date	Start Time	Stop Date	Stop Time	Deployed/Collected by	Ave. Pressure (inHg)	Avg. Ambient Temp. (°F)
12	B20846	sample	12/4/24	10:13 AM	12/18/24	10:32 AM	JB / JB		
11	C37954	sample	12/4/24	10:25 AM	12/18/24	10:36 AM	JB / JB		
10	C35767	sample	12/4/24	10:32 AM	12/18/24	10:41 AM	JB / JB		
9	B48681	sample	12/4/24	10:37 AM	12/18/24	10:45 AM	JB / JB		
8	C40129	sample	12/4/24	10:45 AM	12/18/24	10:50 AM	JB / JB		
8	C40598	duplicate	12/4/24	10:45 AM	12/18/24	10:50 AM	JB / JB		
7	C56838	sample	12/4/24	10:51 AM	12/18/24	10:55 AM	JB / JB		

Relinquished By (printed): Jen Bowidowicz	Relinquished By (signature): <i>Jennifer Bowidowicz</i>	Relinquished Date: 12/18/2024	Relinquished Time:
Received By (printed): <i>Julianne Howell</i>	Received By (signature): <i>Julianne Howell</i>	Receipt Date: 12/19/24	Receipt Time: 10:30
Sample Condition Upon Receipt: <i>Good except note on pg. 1</i>	Compound List: BTEX	Custody Seal intact? Y/N: N	Delivery tracking #
Ice Temp: NA	Blank Temp: 9.0	Add Custody Seal # below: NA	

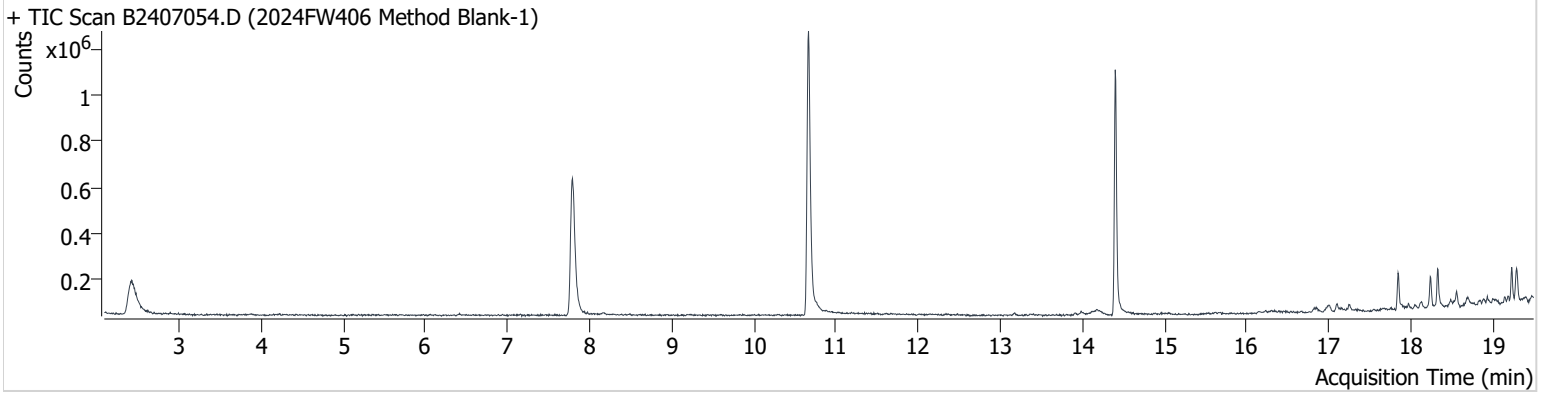
Comments: Please pull the ambient temp from the KPWM NOAA station. Thank you

Sample Chromatograms



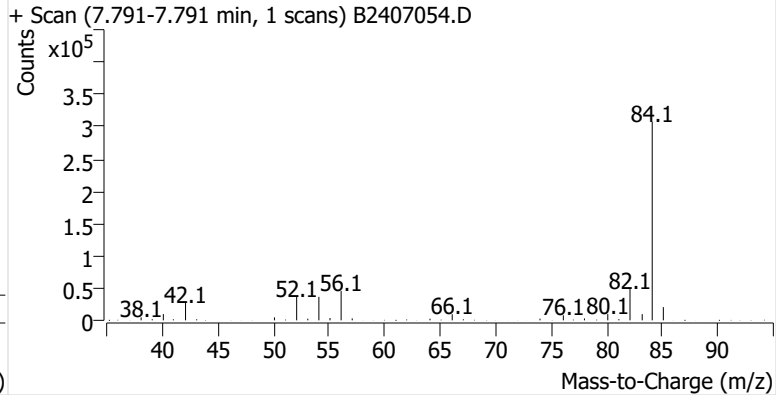
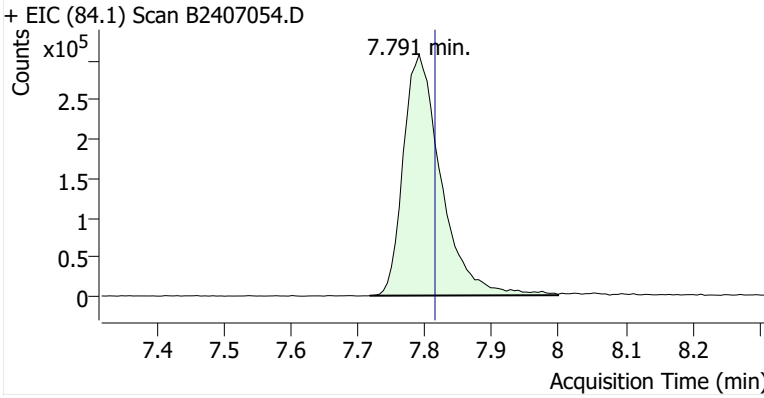
Name 2024FW406 Method Blank-1
Comment C24116
Data File B2407054.D
Acq. Date-Time 12/21/2024 8:21:59 AM
Acq. Method File M325B-TD
Tube Sorbent Carbopack X
Analyze Quant Version 12.1
Report Quant Version 12.1

Sample Chromatogram

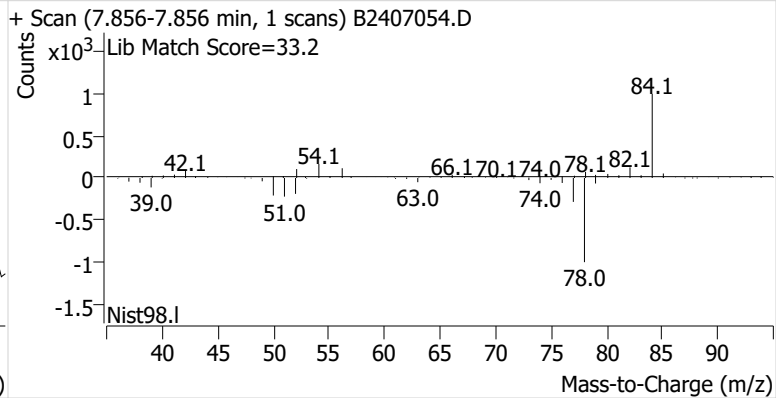
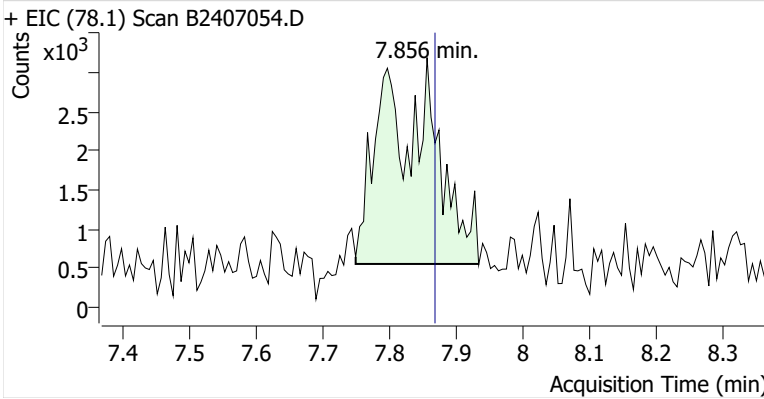


Name	ISTD	RT	ICAL RT	Resp.	Int. Flag
benzene-d6 (IS)		7.791	7.815	1,210,065	
Benzene	benzene-d6 (IS)	7.856	7.868	14,261	
Toluene-d8 (IS)		10.658	10.693	1,368,192	
Toluene	Toluene-d8 (IS)	10.783	10.794	19,057	
Ethylbenzene	Toluene-d8 (IS)	13.174	13.198	7,700	
m-/p-Xylenes	Toluene-d8 (IS)	13.376	13.412	7,077	
o-Xylene	Toluene-d8 (IS)	13.910	13.934	5,056	

benzene-d6 (IS)

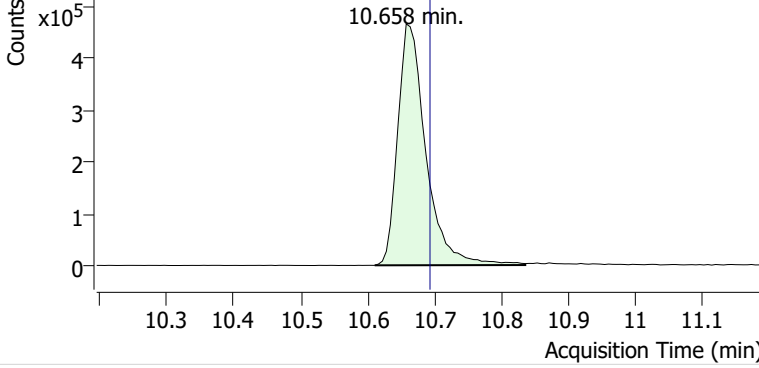


Benzene

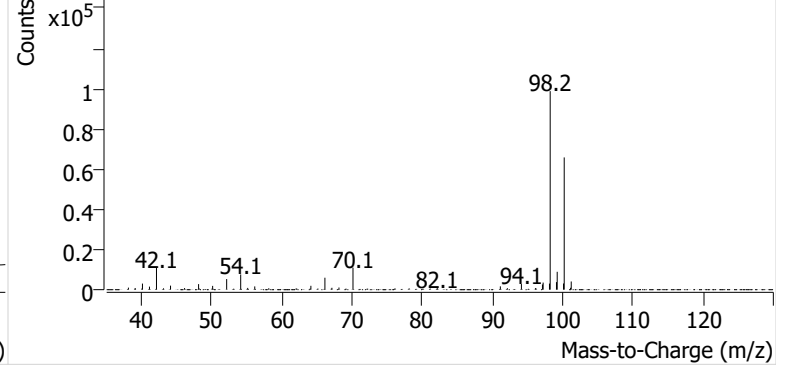


Toluene-d8 (IS)

+ EIC (98.1) Scan B2407054.D

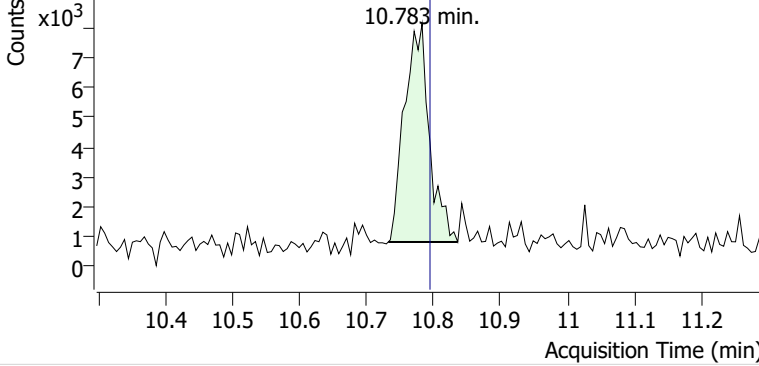


+ Scan (10.611-10.836 min, 38 scans) B2407054.D

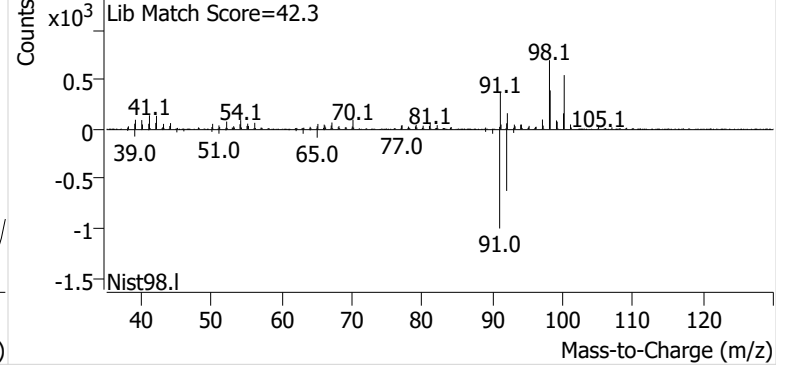


Toluene

+ EIC (91.1) Scan B2407054.D

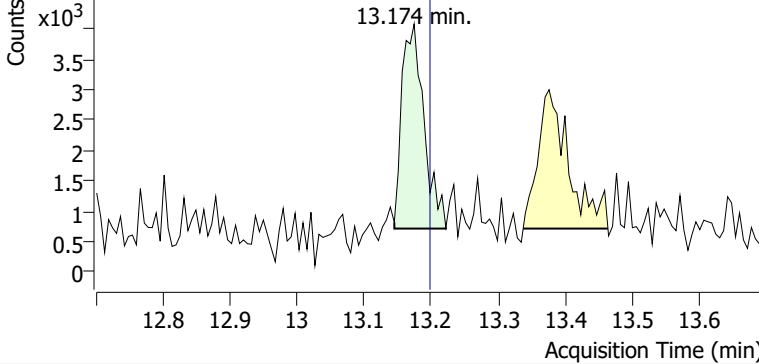


+ Scan (10.732-10.836 min, 17 scans) B2407054.D

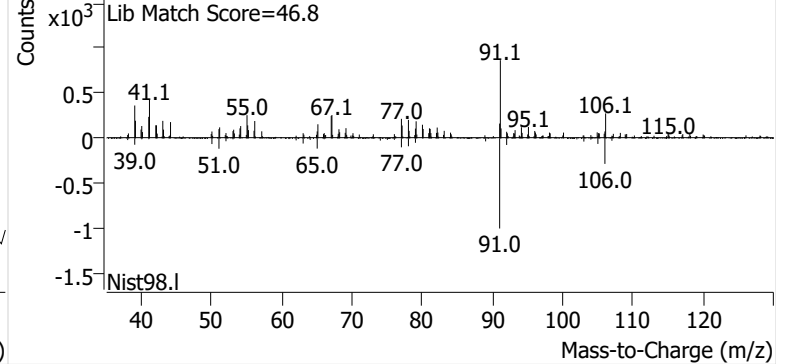


Ethylbenzene

+ EIC (91.1) Scan B2407054.D

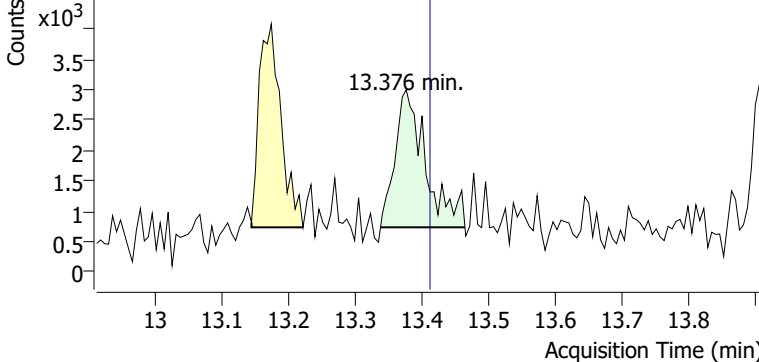


+ Scan (13.145-13.222 min, 14 scans) B2407054.D

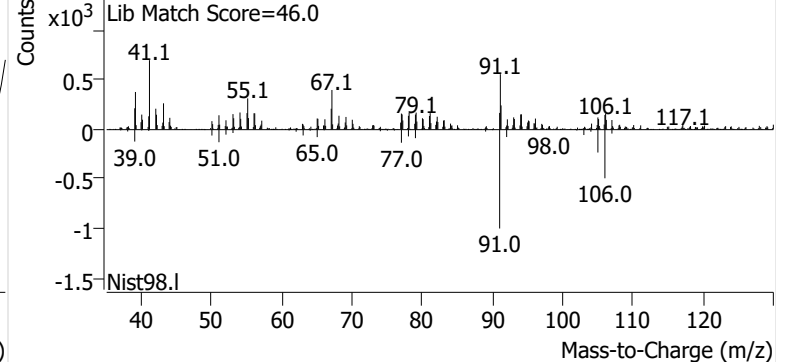


m-/p-Xylenes

+ EIC (91.1) Scan B2407054.D

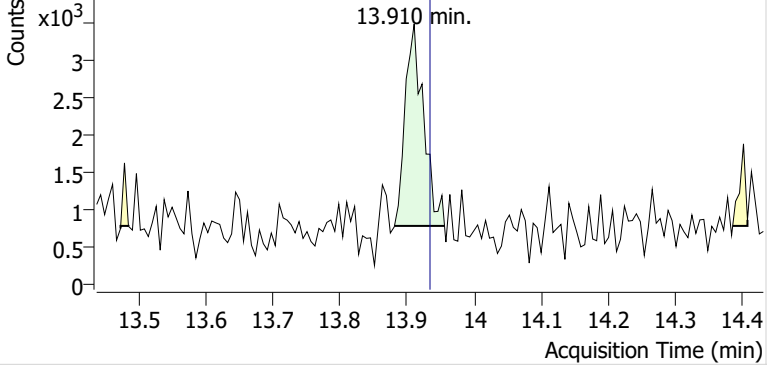


+ Scan (13.338-13.464 min, 21 scans) B2407054.D

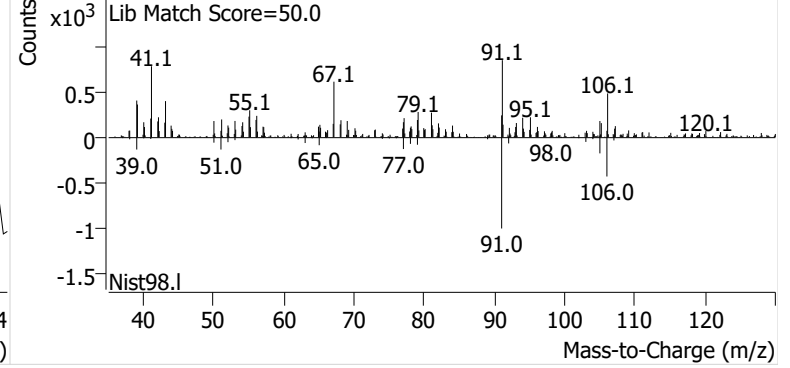


o-Xylene

+ EIC (91.1) Scan B2407054.D

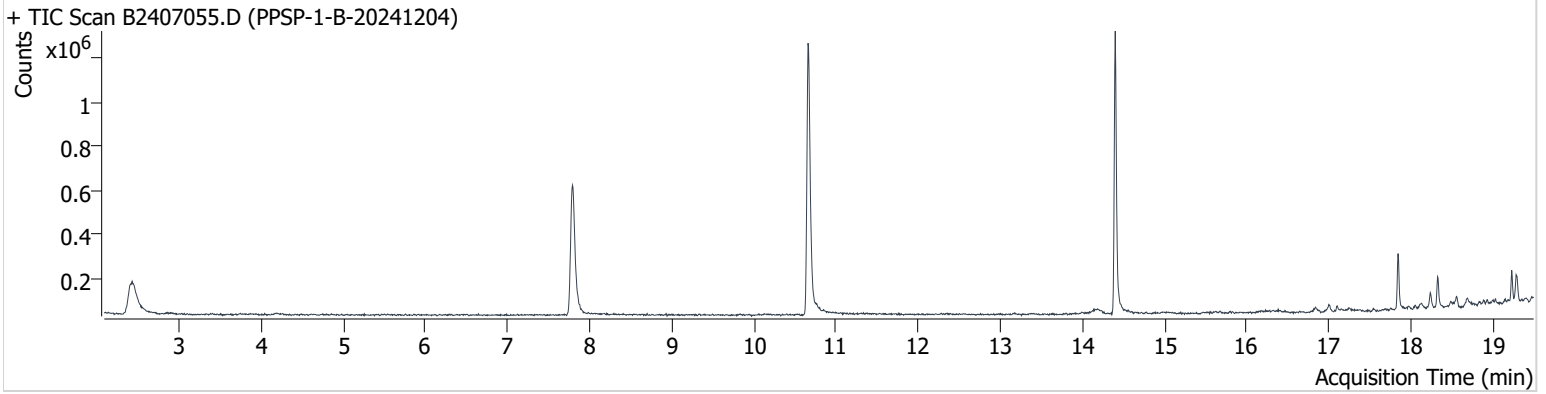


+ Scan (13.881-13.956 min, 12 scans) B2407054.D



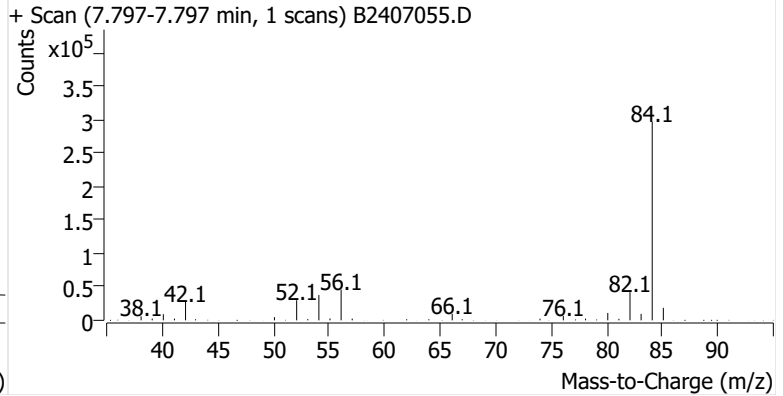
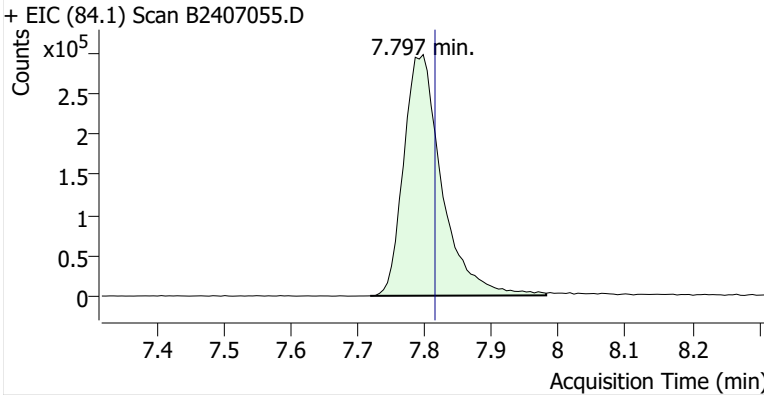
Name PPSP-1-B-20241204
Comment C01444
Data File B2407055.D
Acq. Date-Time 12/21/2024 8:59:22 AM
Acq. Method File M325B-TD
Tube Sorbent Carbopack X
Analyze Quant Version 12.1
Report Quant Version 12.1

Sample Chromatogram

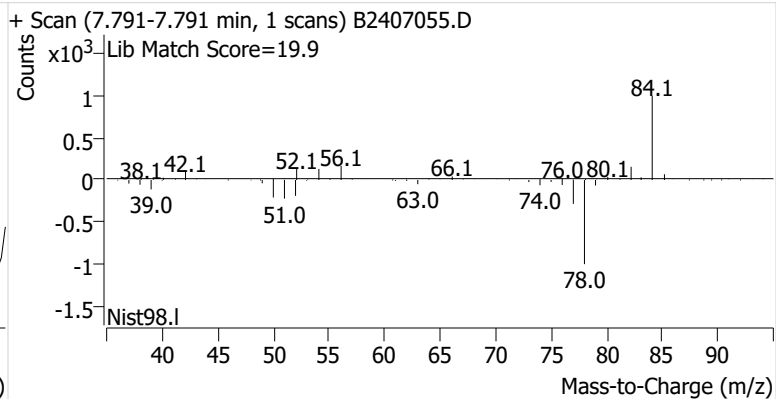
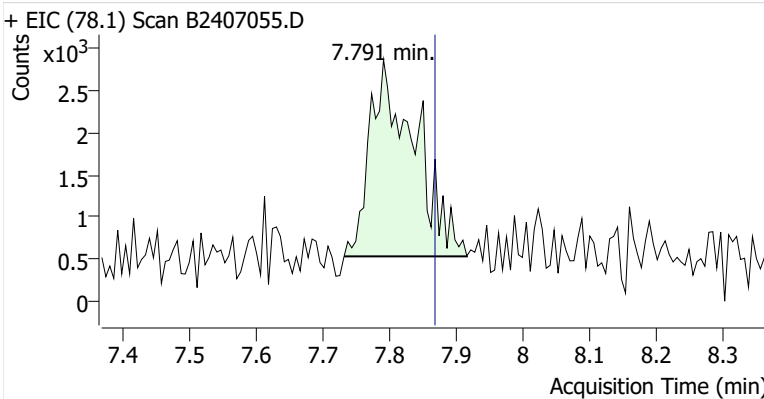


Name	ISTD	RT	ICAL RT	Resp.	Int. Flag
benzene-d6 (IS)		7.797	7.815	1,181,483	
Benzene	benzene-d6 (IS)	7.791	7.868	10,887	
Toluene-d8 (IS)		10.658	10.693	1,355,997	
Toluene	Toluene-d8 (IS)	10.759	10.794	12,949	
Ethylbenzene	Toluene-d8 (IS)	13.175	13.198	1,603	
m-/p-Xylenes	Toluene-d8 (IS)	13.365	13.412	3,508	
o-Xylene	Toluene-d8 (IS)	13.893	13.934	1,098	

benzene-d6 (IS)

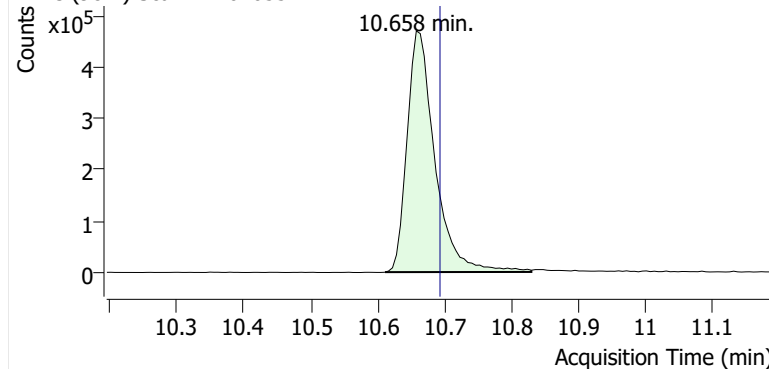


Benzene

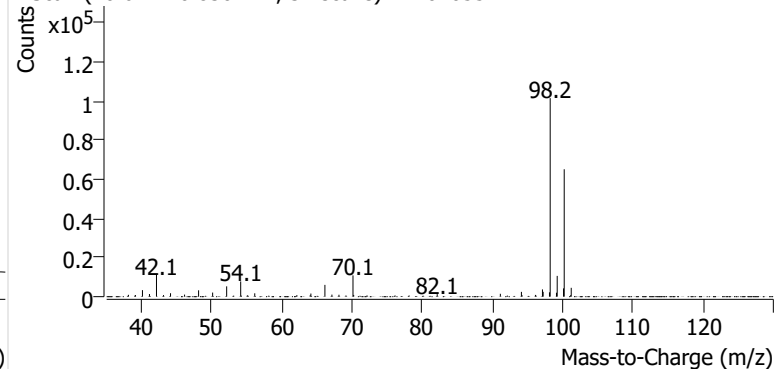


Toluene-d8 (IS)

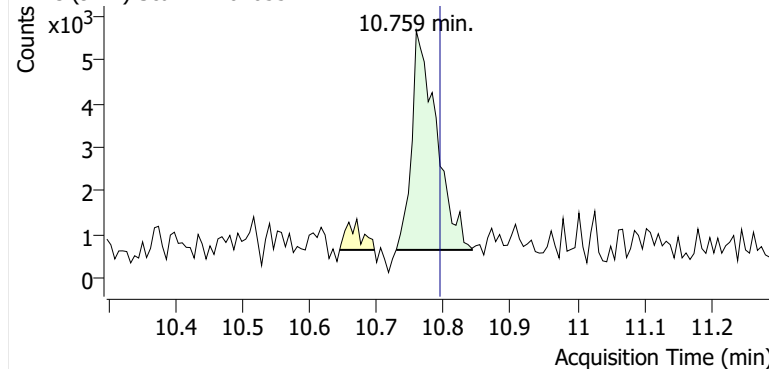
+ EIC (98.1) Scan B2407055.D



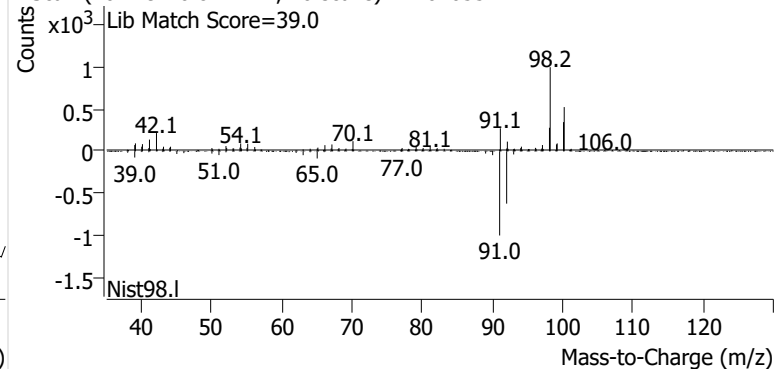
+ Scan (10.611-10.830 min, 37 scans) B2407055.D

**Toluene**

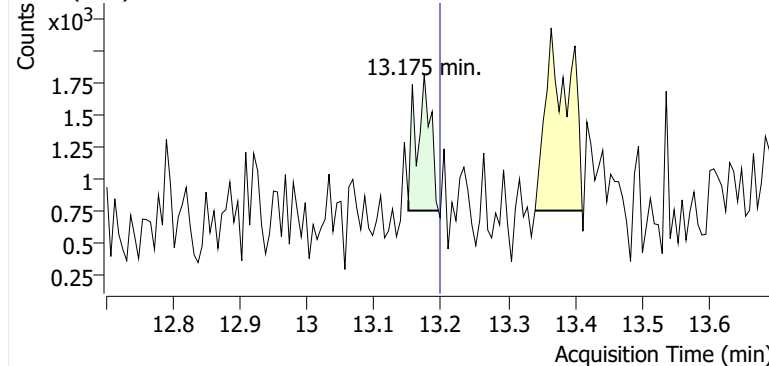
+ EIC (91.1) Scan B2407055.D



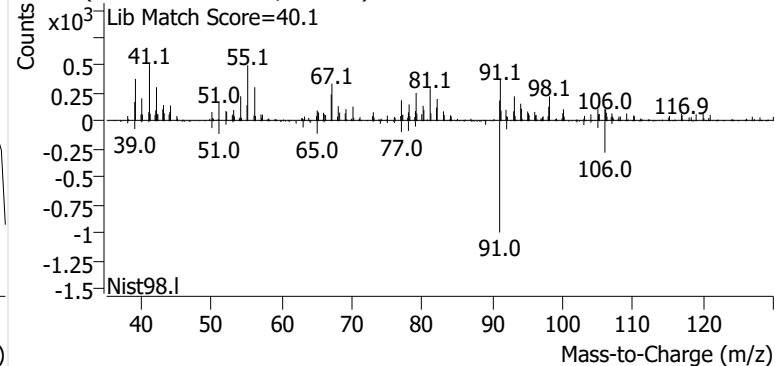
+ Scan (10.729-10.842 min, 20 scans) B2407055.D

**Ethylbenzene**

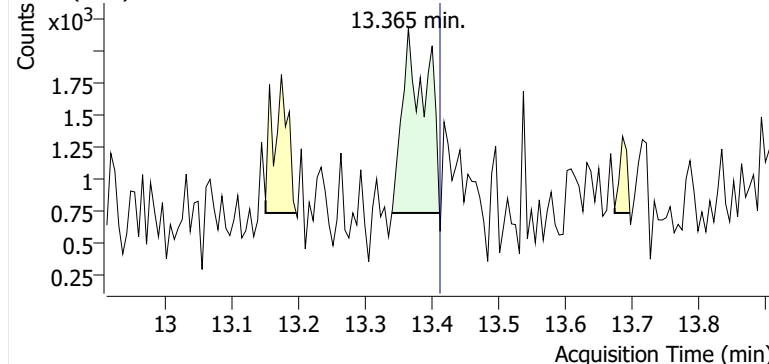
+ EIC (91.1) Scan B2407055.D



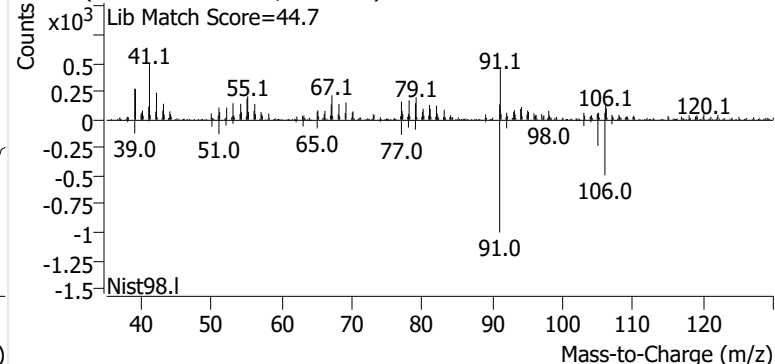
+ Scan (13.151-13.196 min, 8 scans) B2407055.D

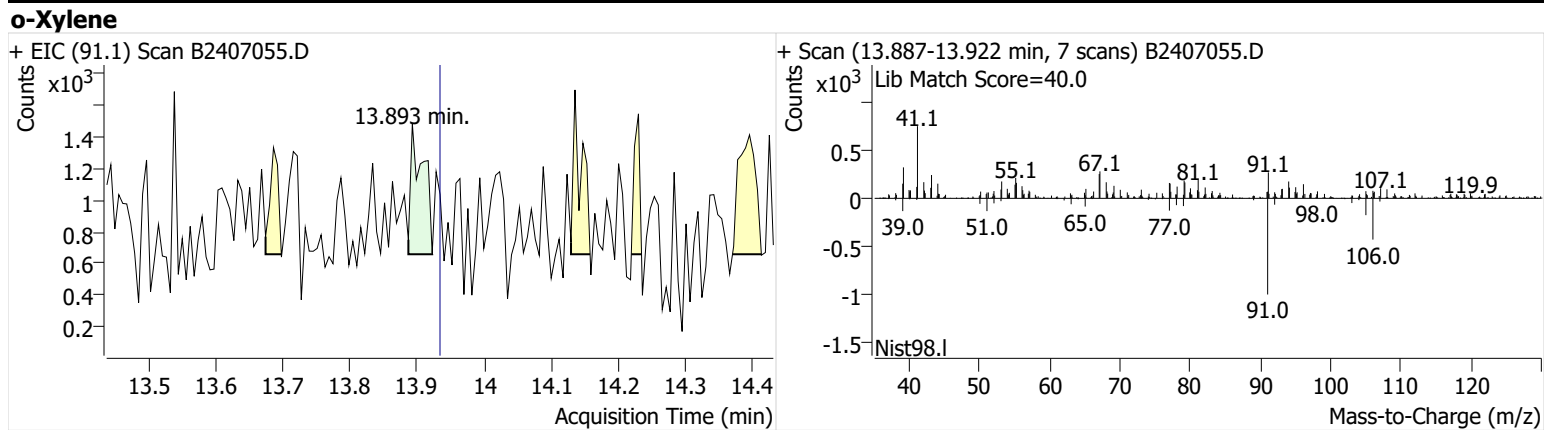
**m-/p-Xylenes**

+ EIC (91.1) Scan B2407055.D



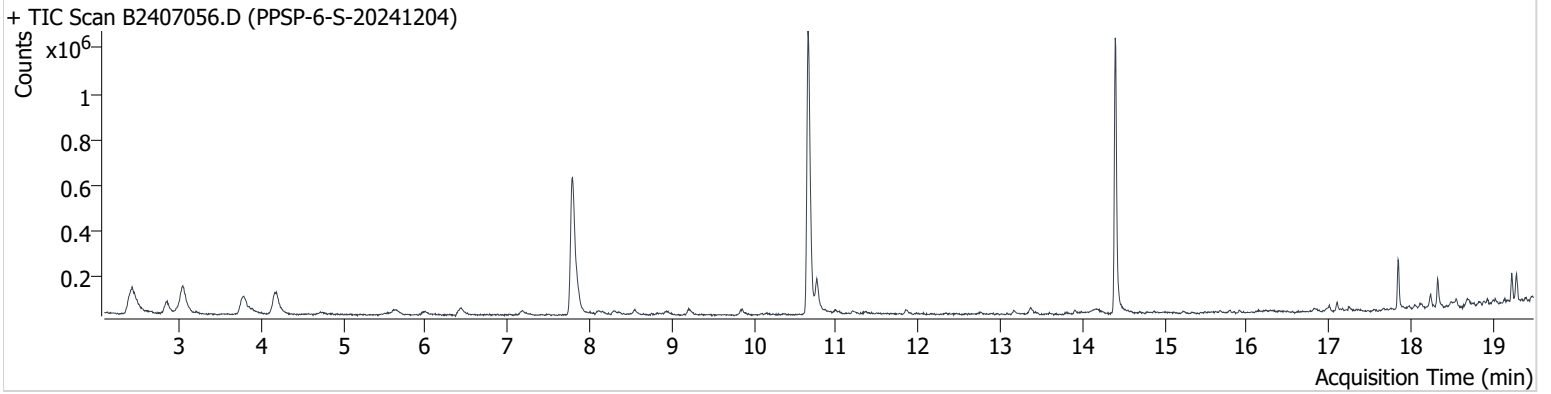
+ Scan (13.340-13.411 min, 12 scans) B2407055.D





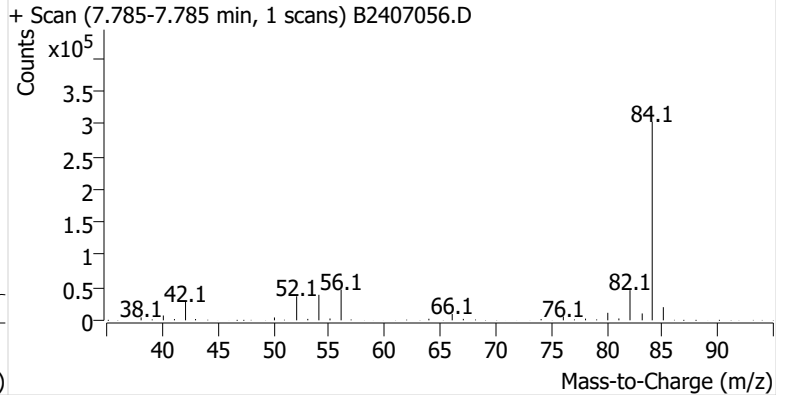
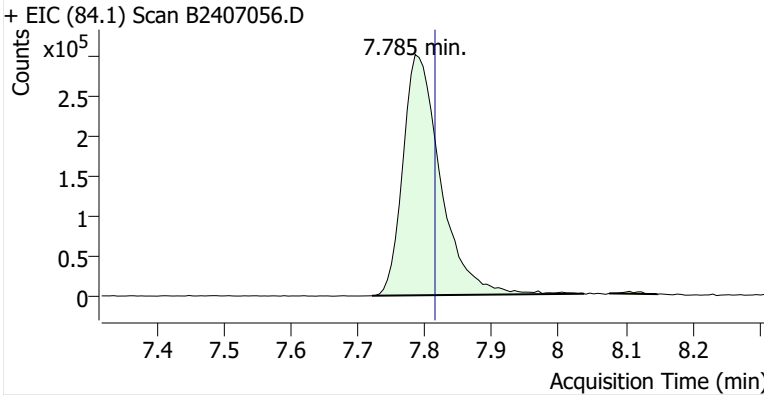
Name PPSP-6-S-20241204
Comment B15291
Data File B2407056.D
Acq. Date-Time 12/21/2024 9:36:45 AM
Acq. Method File M325B-TD
Tube Sorbent Carbopack X
Analyze Quant Version 12.1
Report Quant Version 12.1

Sample Chromatogram

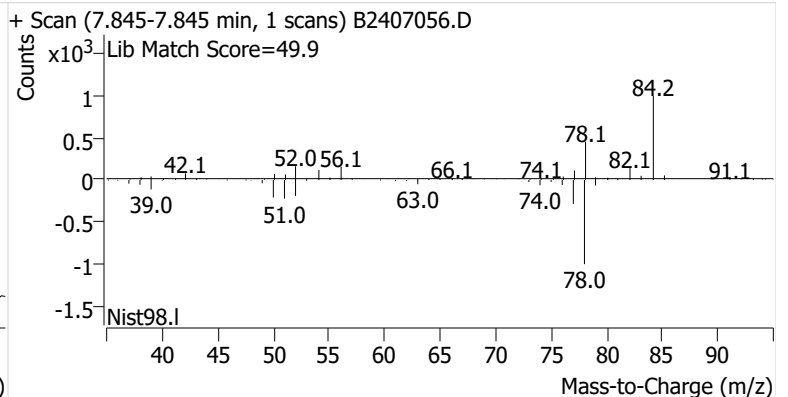
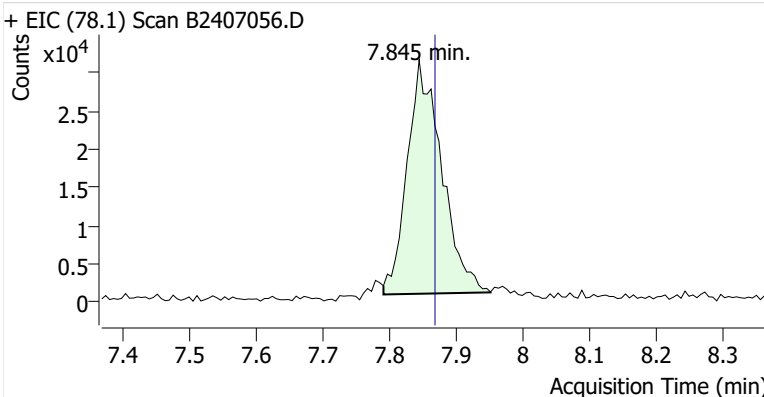


Name	ISTD	RT	ICAL RT	Resp.	Int. Flag
benzene-d6 (IS)		7.785	7.815	1,185,774	
Benzene	benzene-d6 (IS)	7.845	7.868	109,508	
Toluene-d8 (IS)		10.658	10.693	1,377,992	
Toluene	Toluene-d8 (IS)	10.765	10.794	136,051	
Ethylbenzene	Toluene-d8 (IS)	13.169	13.198	15,234	
m-/p-Xylenes	Toluene-d8 (IS)	13.358	13.412	29,754	
o-Xylene	Toluene-d8 (IS)	13.905	13.934	12,346	

benzene-d6 (IS)

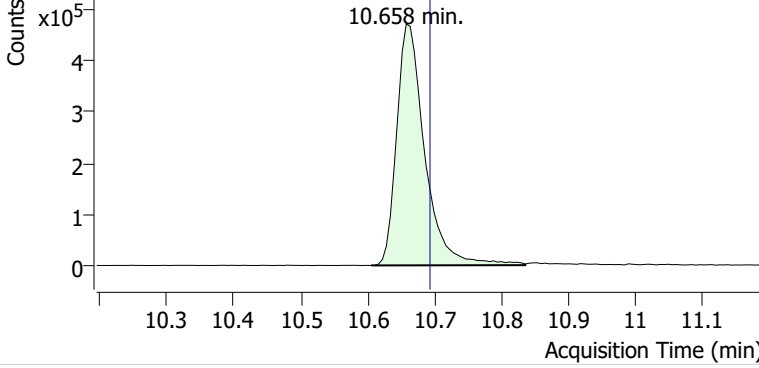


Benzene

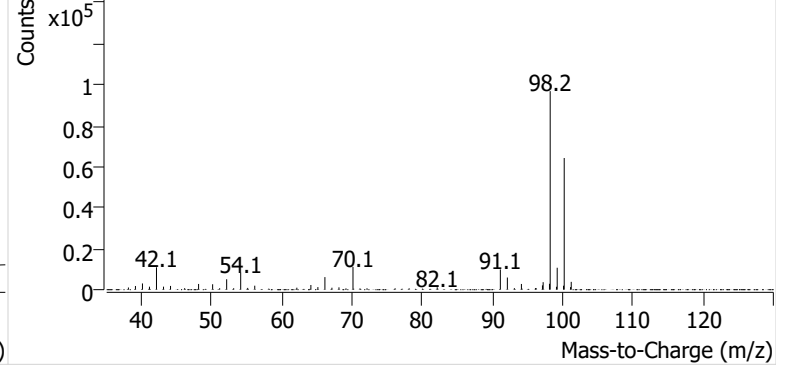


Toluene-d8 (IS)

+ EIC (98.1) Scan B2407056.D

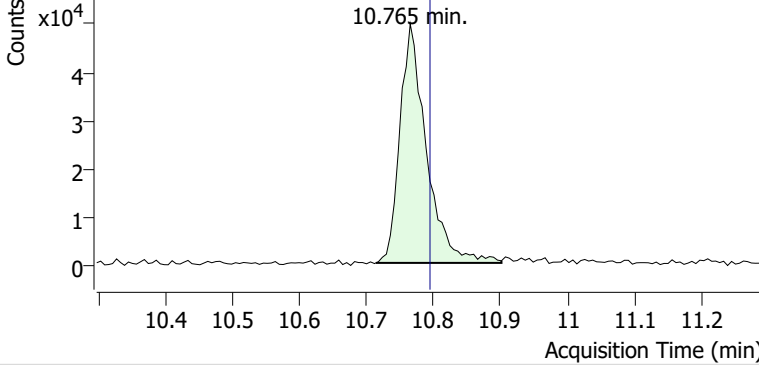


+ Scan (10.605-10.836 min, 39 scans) B2407056.D

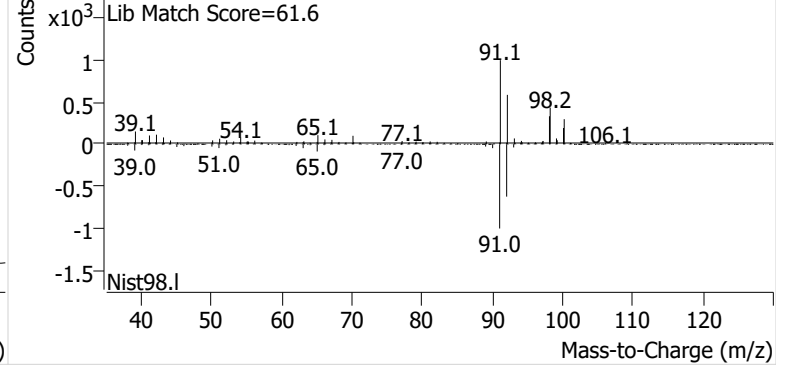


Toluene

+ EIC (91.1) Scan B2407056.D

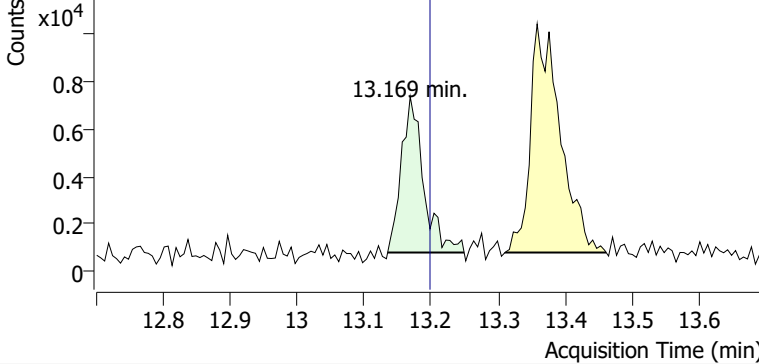


+ Scan (10.713-10.901 min, 32 scans) B2407056.D

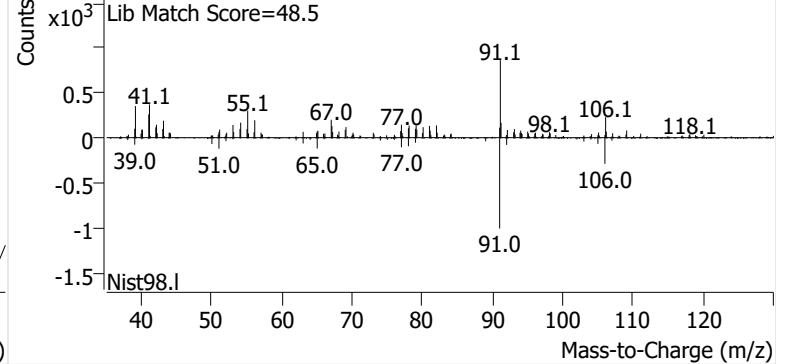


Ethylbenzene

+ EIC (91.1) Scan B2407056.D

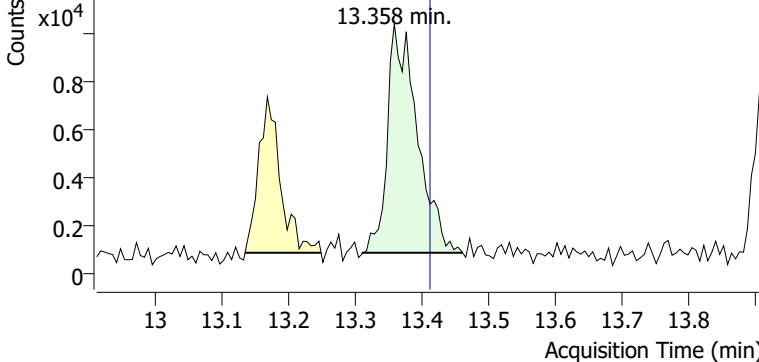


+ Scan (13.135-13.249 min, 19 scans) B2407056.D

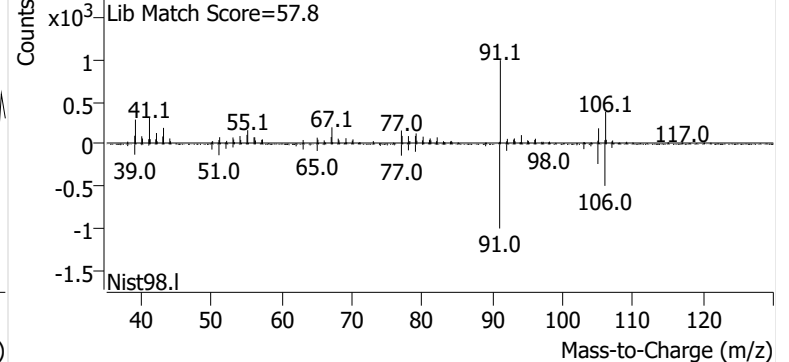


m-/p-Xylenes

+ EIC (91.1) Scan B2407056.D

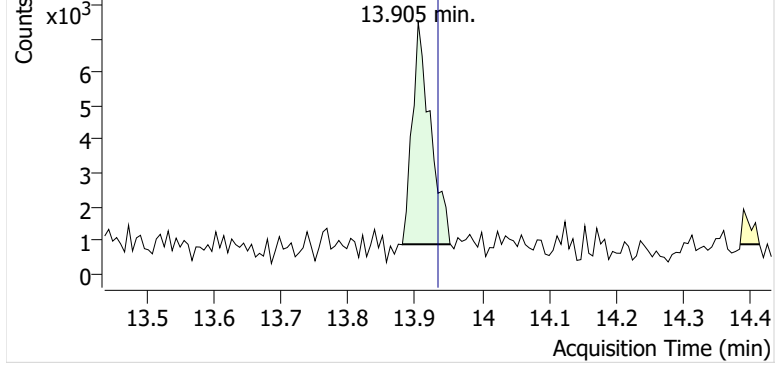


+ Scan (13.311-13.461 min, 26 scans) B2407056.D

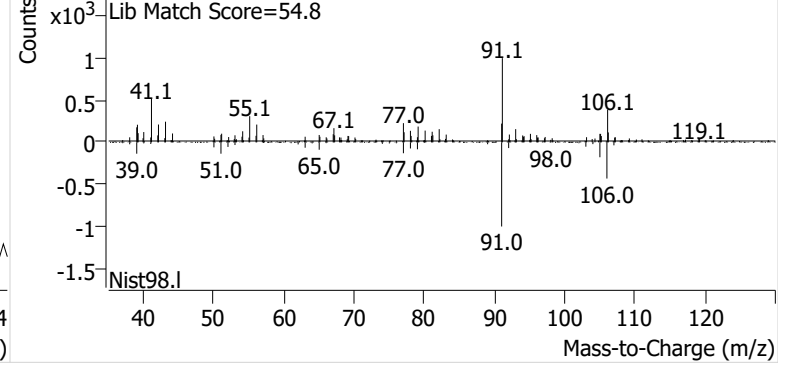


o-Xylene

+ EIC (91.1) Scan B2407056.D

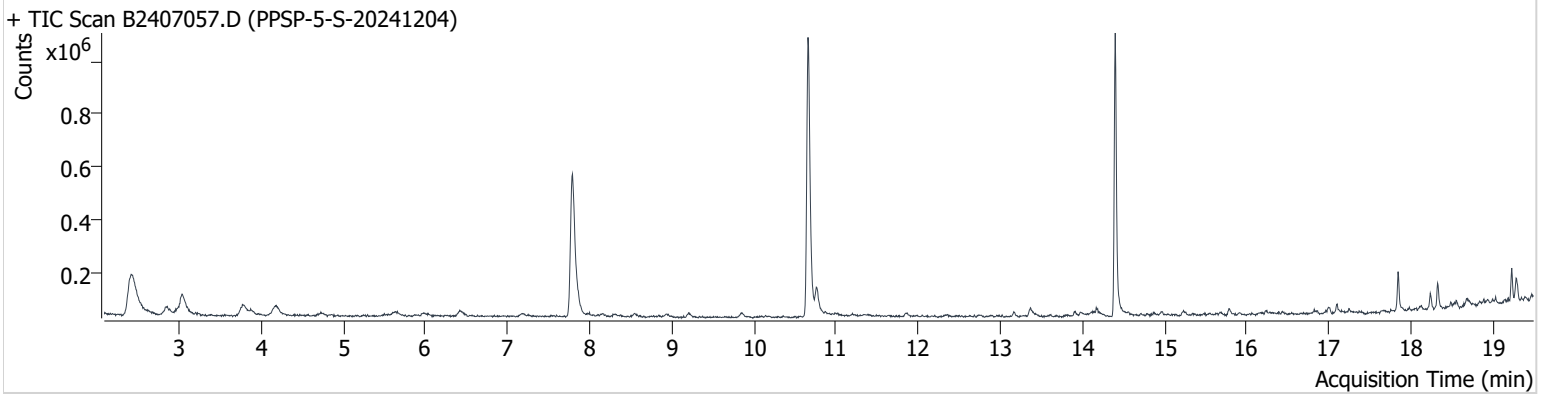


+ Scan (13.881-13.953 min, 12 scans) B2407056.D



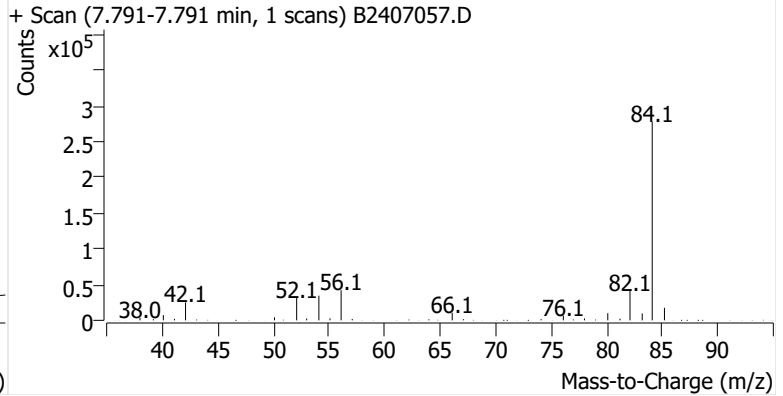
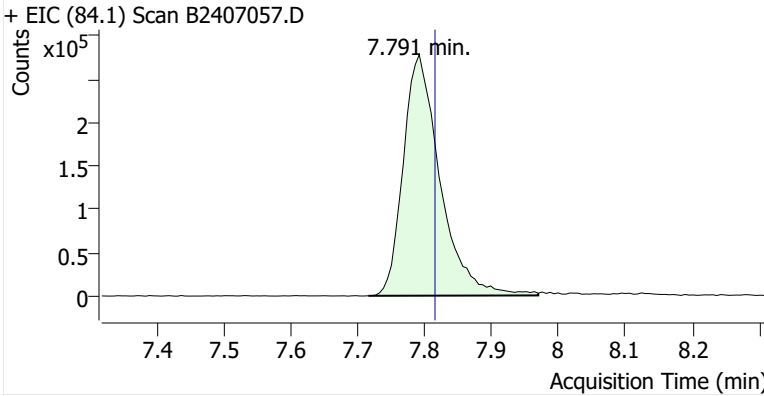
Name PPSP-5-S-20241204
Comment C43664
Data File B2407057.D
Acq. Date-Time 12/21/2024 10:14:06 AM
Acq. Method File M325B-TD
Tube Sorbent Carbopack X
Analyze Quant Version 12.1
Report Quant Version 12.1

Sample Chromatogram

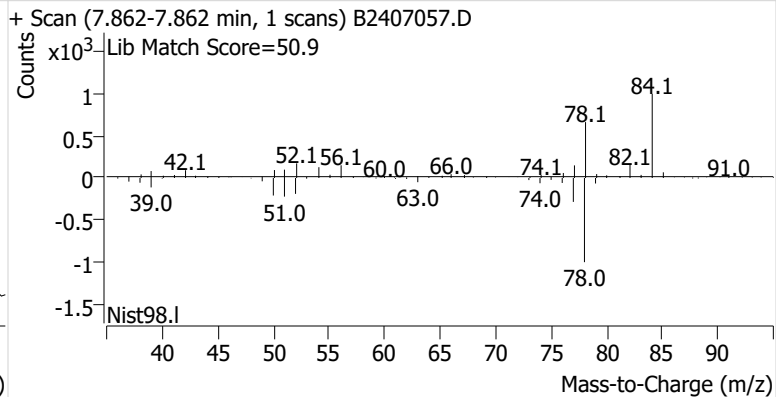
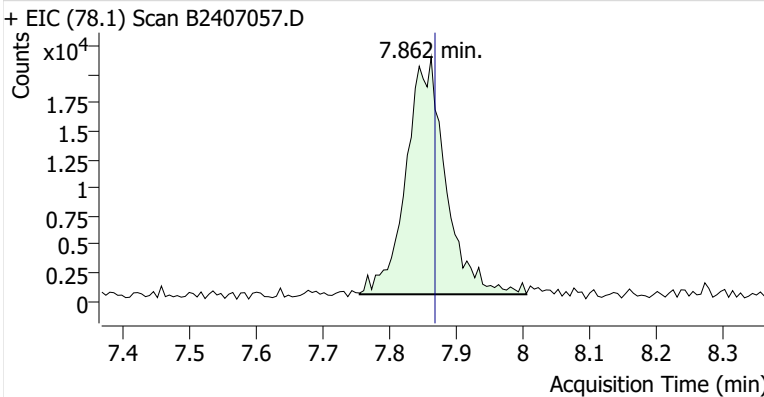


Name	ISTD	RT	ICAL RT	Resp.	Int. Flag
benzene-d6 (IS)		7.791	7.815	1,062,512	
Benzene	benzene-d6 (IS)	7.862	7.868	86,821	
Toluene-d8 (IS)		10.658	10.693	1,148,549	
Toluene	Toluene-d8 (IS)	10.765	10.794	97,910	
Ethylbenzene	Toluene-d8 (IS)	13.175	13.198	15,643	
m-/p-Xylenes	Toluene-d8 (IS)	13.365	13.412	32,338	
o-Xylene	Toluene-d8 (IS)	13.899	13.934	13,140	

benzene-d6 (IS)

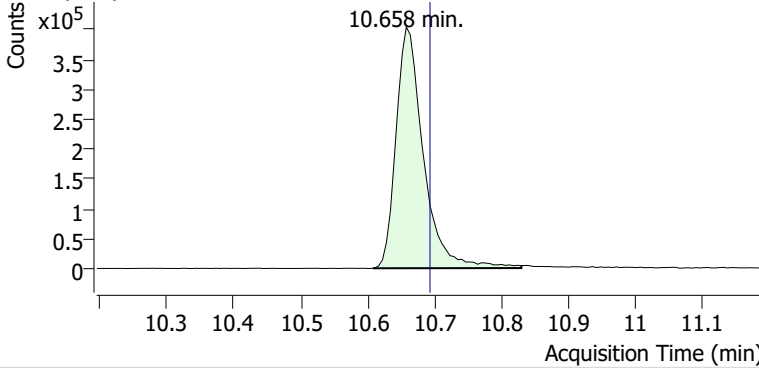


Benzene

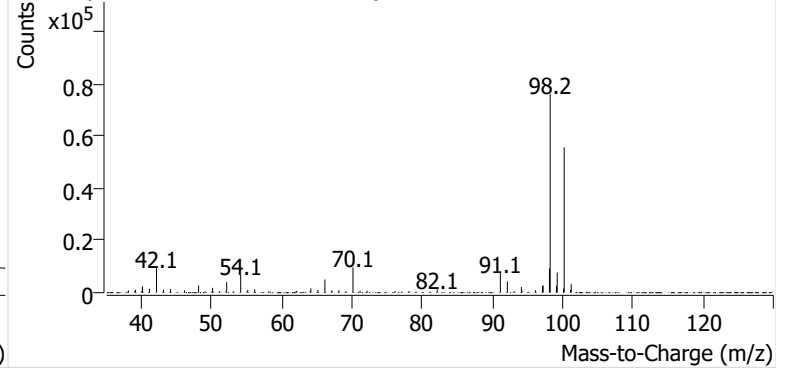


Toluene-d8 (IS)

+ EIC (98.1) Scan B2407057.D

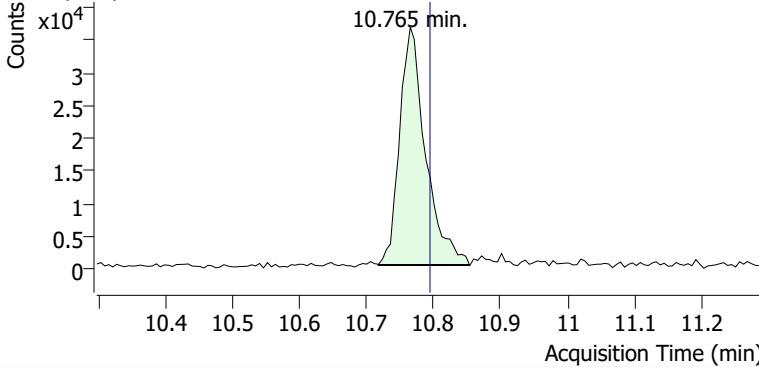


+ Scan (10.608-10.830 min, 38 scans) B2407057.D

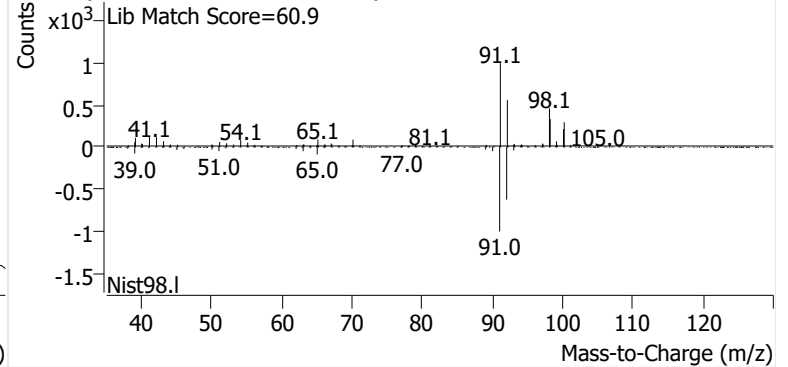


Toluene

+ EIC (91.1) Scan B2407057.D

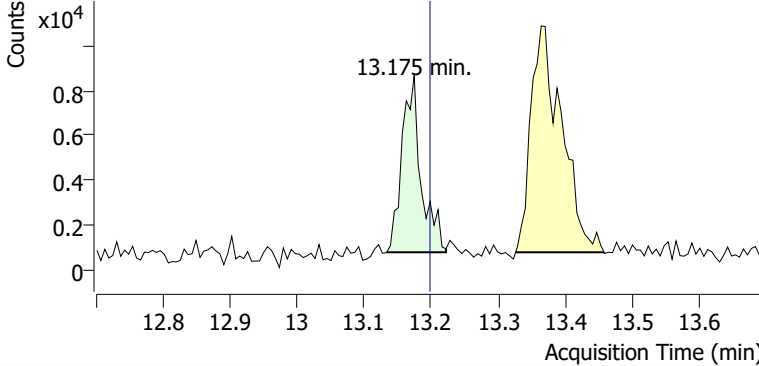


+ Scan (10.717-10.854 min, 23 scans) B2407057.D

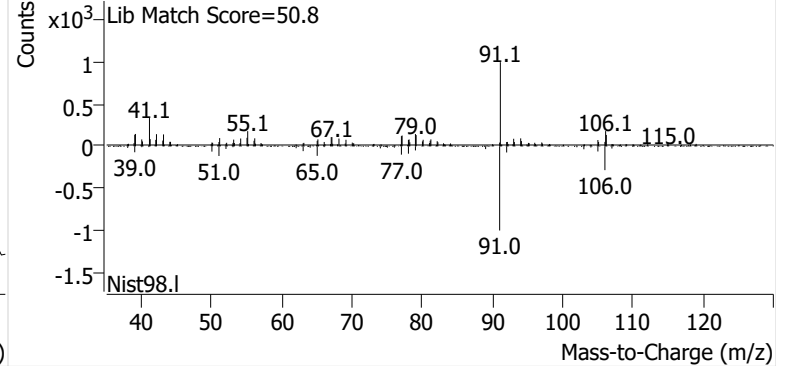


Ethylbenzene

+ EIC (91.1) Scan B2407057.D

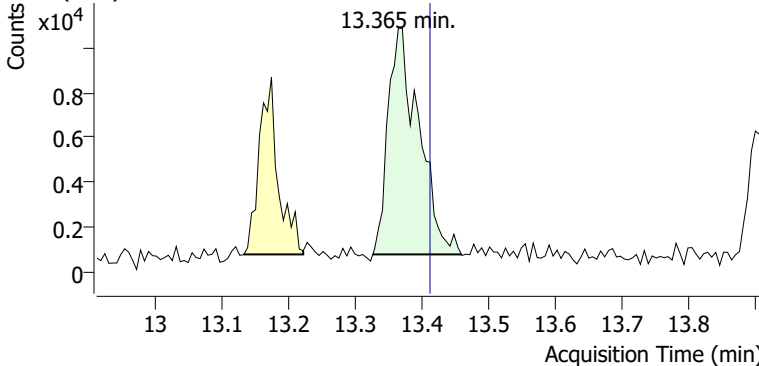


+ Scan (13.133-13.222 min, 15 scans) B2407057.D

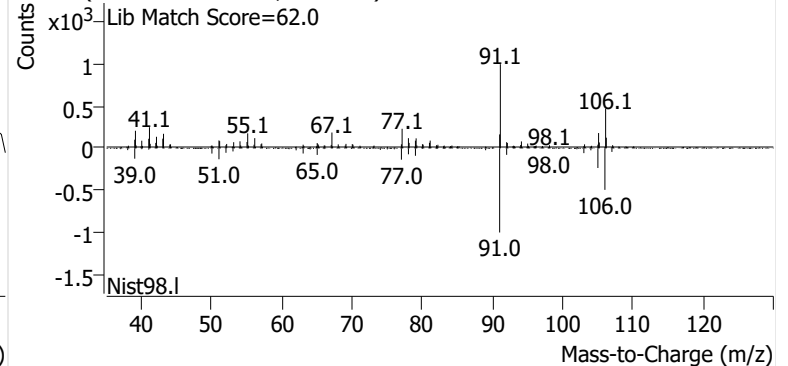


m-/p-Xylenes

+ EIC (91.1) Scan B2407057.D

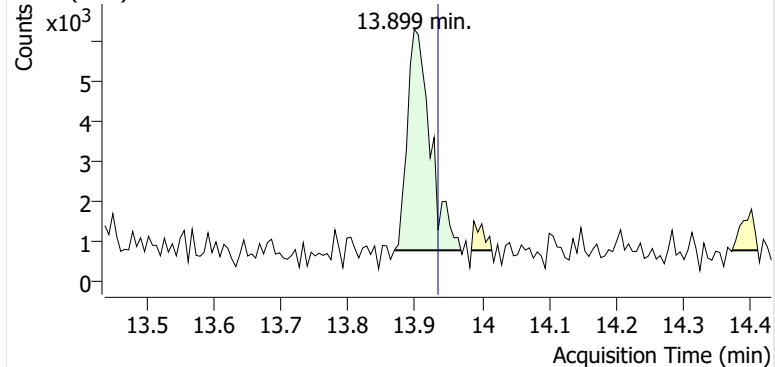


+ Scan (13.326-13.459 min, 22 scans) B2407057.D

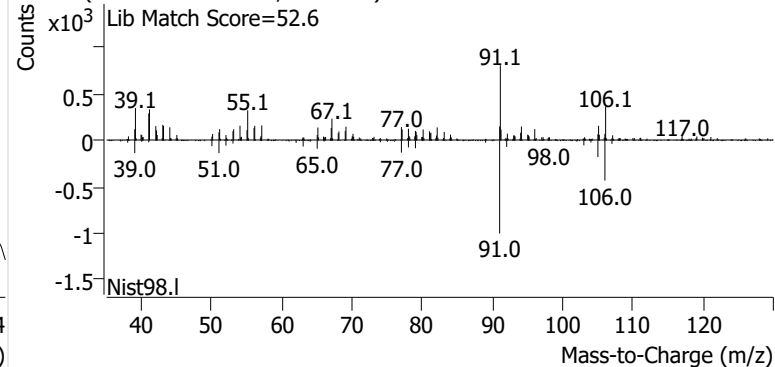


o-Xylene

+ EIC (91.1) Scan B2407057.D

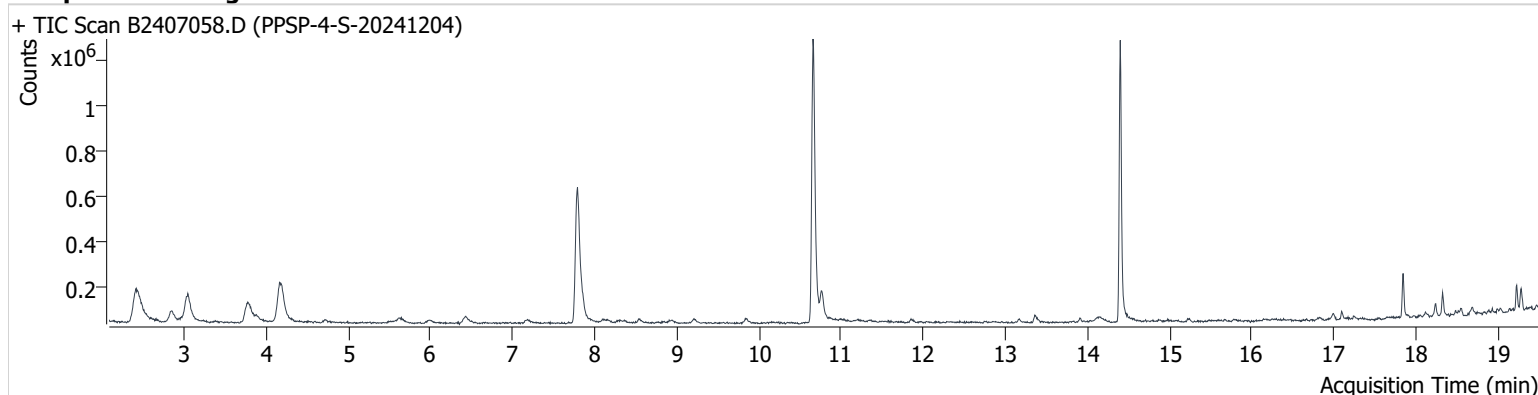


+ Scan (13.869-13.969 min, 17 scans) B2407057.D



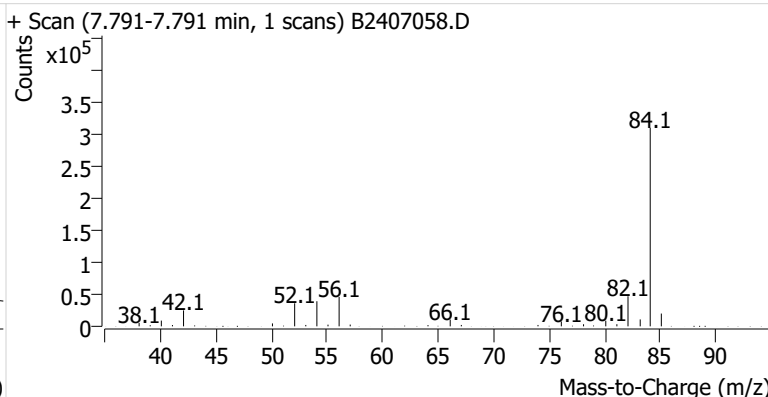
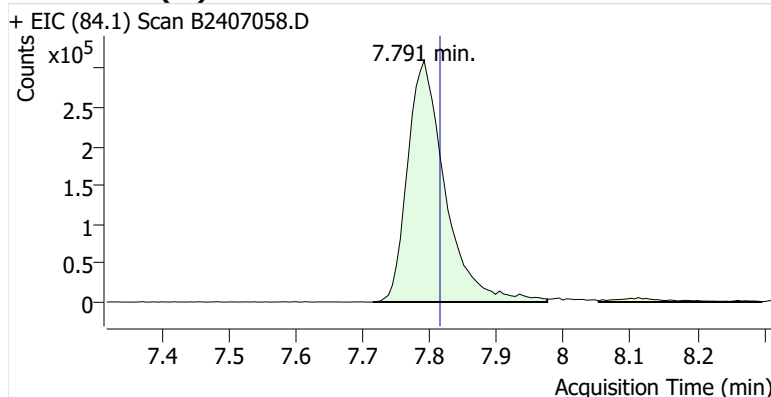
Name PPSP-4-S-20241204
Comment C00690
Data File B2407058.D
Acq. Date-Time 12/21/2024 10:51:28 AM
Acq. Method File M325B-TD
Tube Sorbent Carbopack X
Analyze Quant Version 12.1
Report Quant Version 12.1

Sample Chromatogram

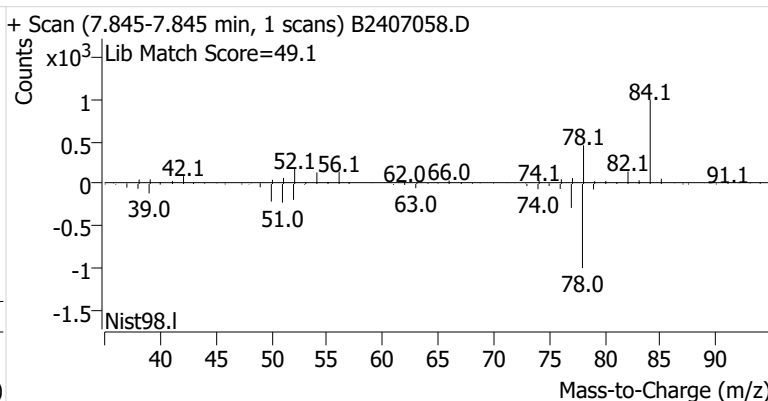
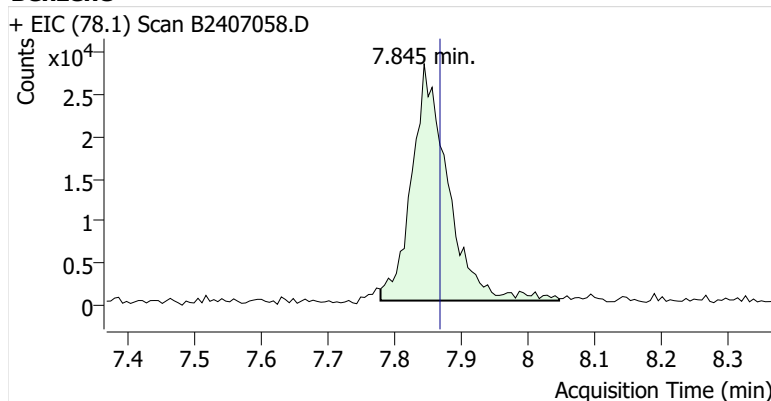


Name	ISTD	RT	ICAL RT	Resp.	Int. Flag
benzene-d6 (IS)		7.791	7.815	1,211,966	
Benzene	benzene-d6 (IS)	7.845	7.868	105,875	
Toluene-d8 (IS)		10.658	10.693	1,375,467	
Toluene	Toluene-d8 (IS)	10.759	10.794	127,553	
Ethylbenzene	Toluene-d8 (IS)	13.169	13.198	15,152	
m-/p-Xylenes	Toluene-d8 (IS)	13.358	13.412	30,365	
o-Xylene	Toluene-d8 (IS)	13.905	13.934	11,970	

benzene-d6 (IS)

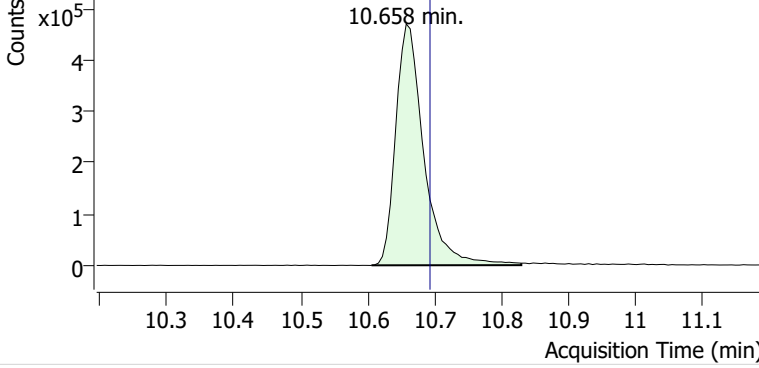


Benzene

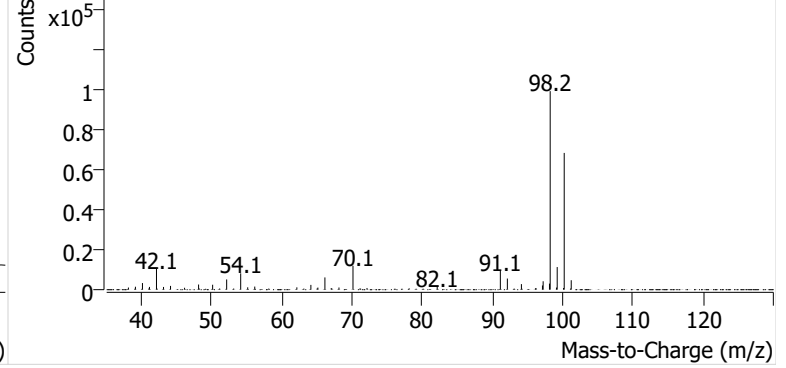


Toluene-d8 (IS)

+ EIC (98.1) Scan B2407058.D

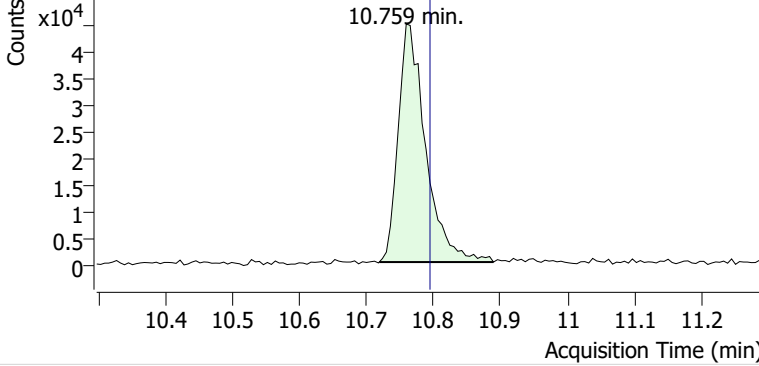


+ Scan (10.606-10.830 min, 38 scans) B2407058.D

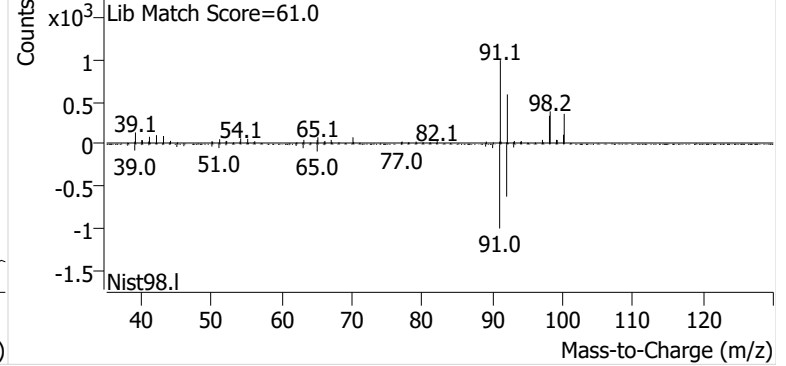


Toluene

+ EIC (91.1) Scan B2407058.D

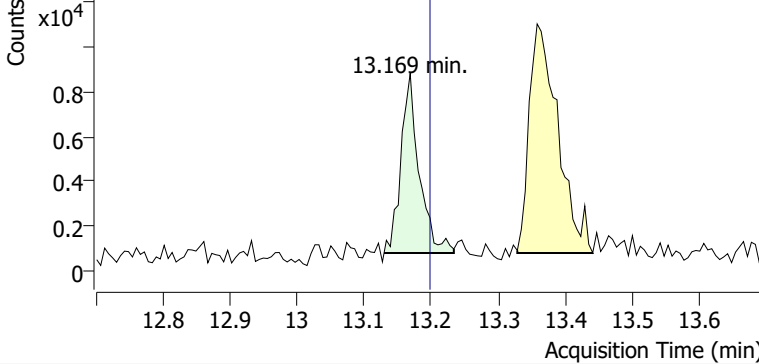


+ Scan (10.718-10.889 min, 29 scans) B2407058.D

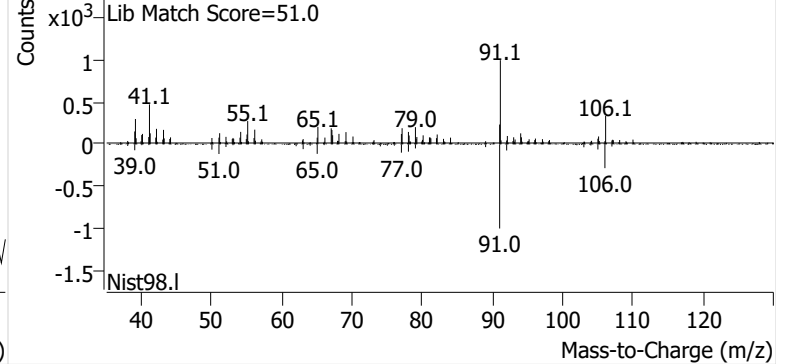


Ethylbenzene

+ EIC (91.1) Scan B2407058.D

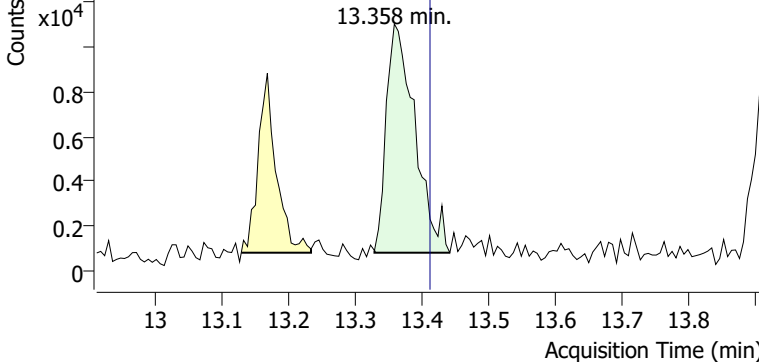


+ Scan (13.129-13.234 min, 18 scans) B2407058.D

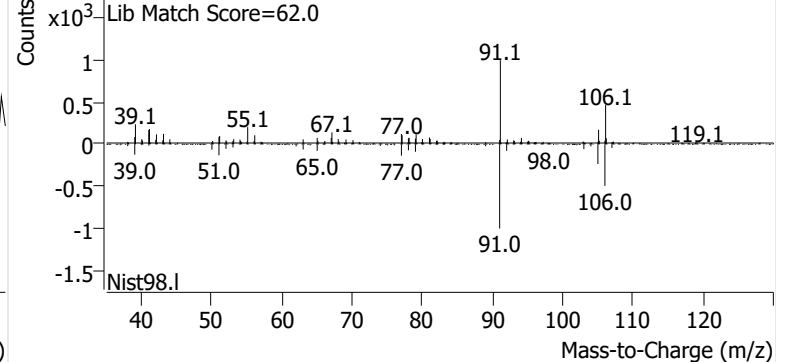


m-/p-Xylenes

+ EIC (91.1) Scan B2407058.D

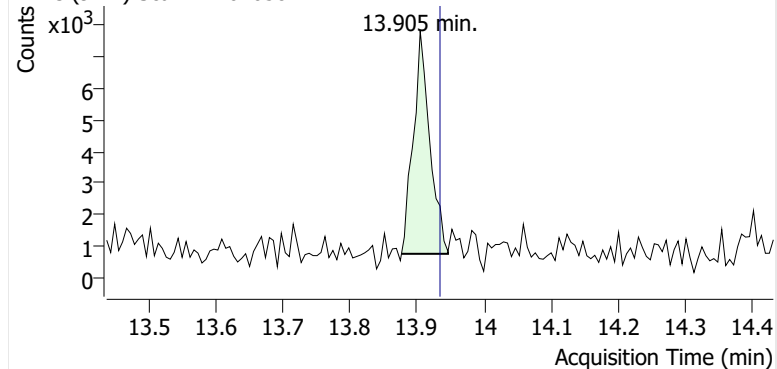


+ Scan (13.329-13.441 min, 19 scans) B2407058.D

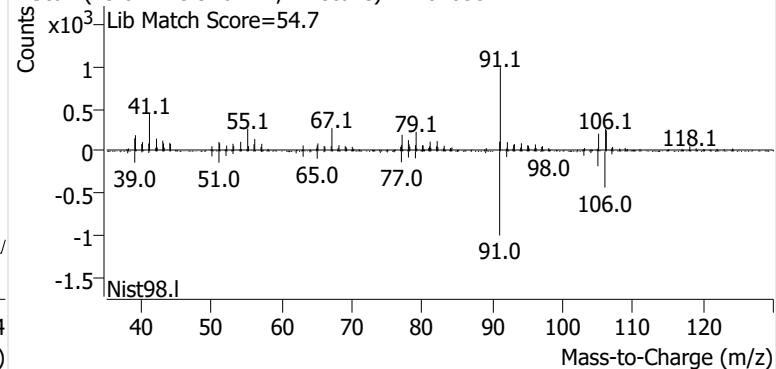


o-Xylene

+ EIC (91.1) Scan B2407058.D

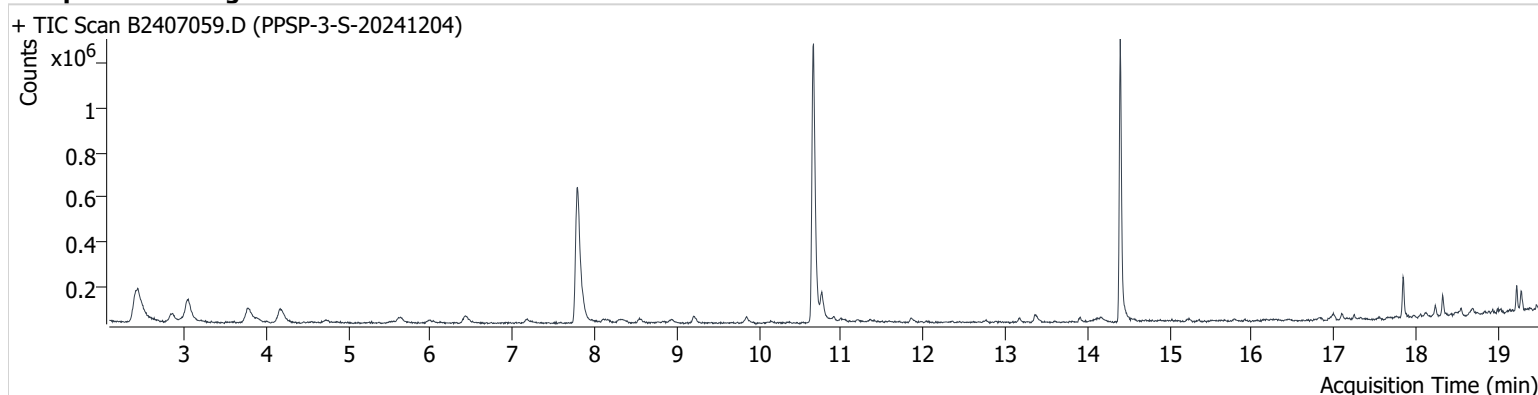


+ Scan (13.877-13.946 min, 12 scans) B2407058.D



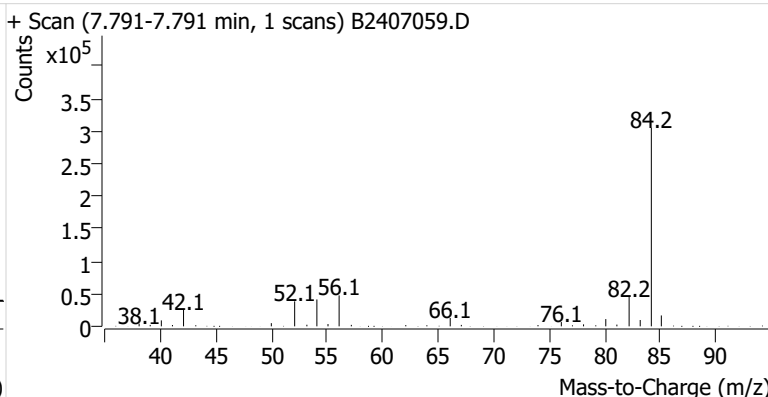
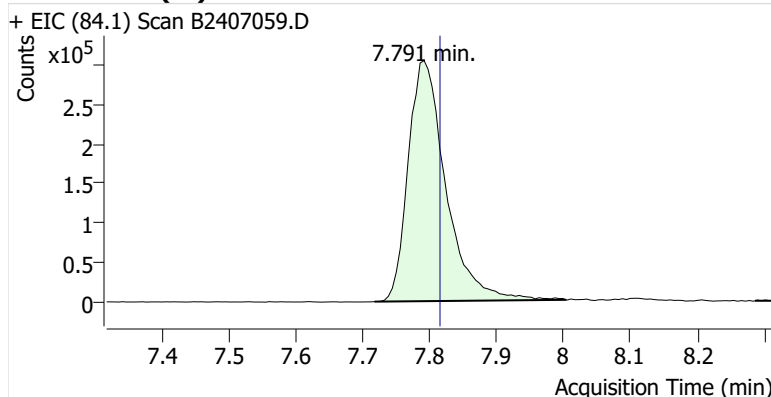
Name PPSP-3-S-20241204
Comment B37676
Data File B2407059.D
Acq. Date-Time 12/21/2024 11:28:49 AM
Acq. Method File M325B-TD
Tube Sorbent Carbopack X
Analyze Quant Version 12.1
Report Quant Version 12.1

Sample Chromatogram

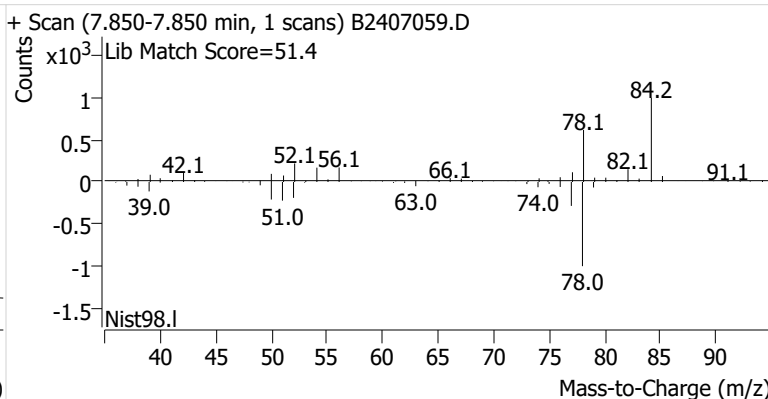
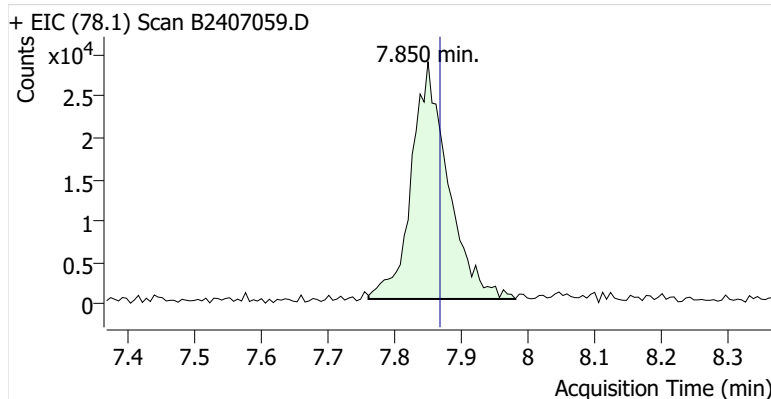


Name	ISTD	RT	ICAL RT	Resp.	Int. Flag
benzene-d6 (IS)		7.791	7.815	1,190,437	
Benzene	benzene-d6 (IS)	7.850	7.868	108,589	
Toluene-d8 (IS)		10.664	10.693	1,357,182	
Toluene	Toluene-d8 (IS)	10.771	10.794	121,429	
Ethylbenzene	Toluene-d8 (IS)	13.168	13.198	16,965	
m-/p-Xylenes	Toluene-d8 (IS)	13.358	13.412	39,608	
o-Xylene	Toluene-d8 (IS)	13.910	13.934	16,482	

benzene-d6 (IS)

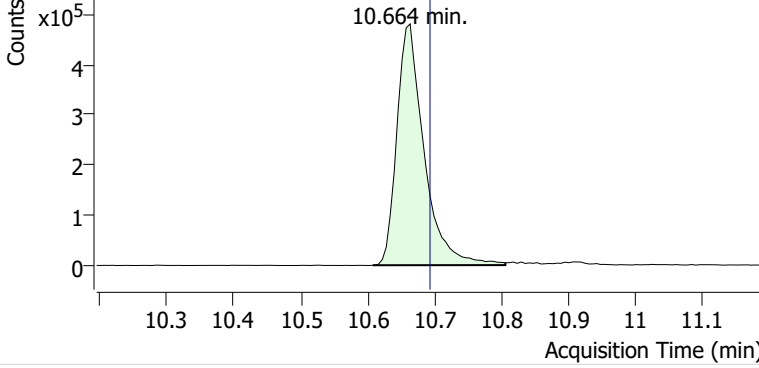


Benzene

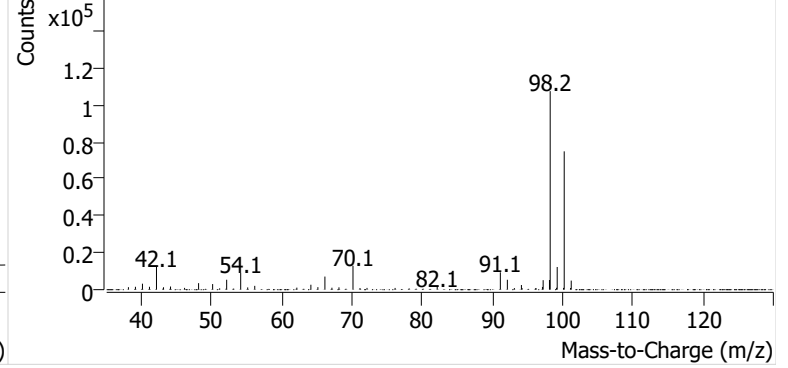


Toluene-d8 (IS)

+ EIC (98.1) Scan B2407059.D

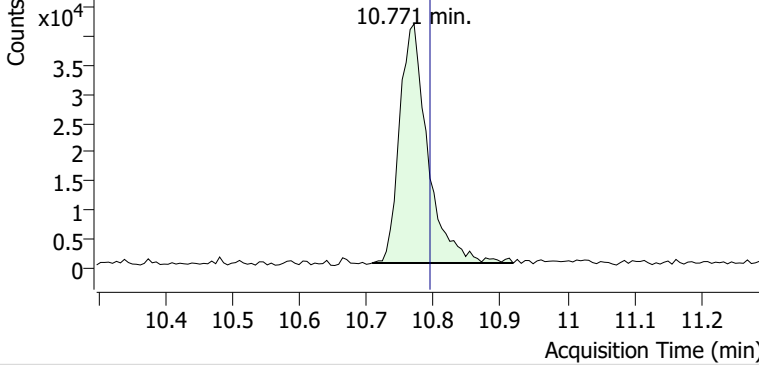


+ Scan (10.608-10.806 min, 34 scans) B2407059.D

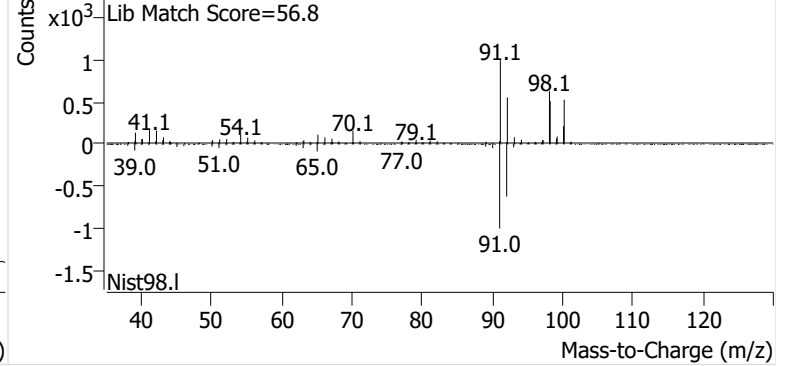


Toluene

+ EIC (91.1) Scan B2407059.D

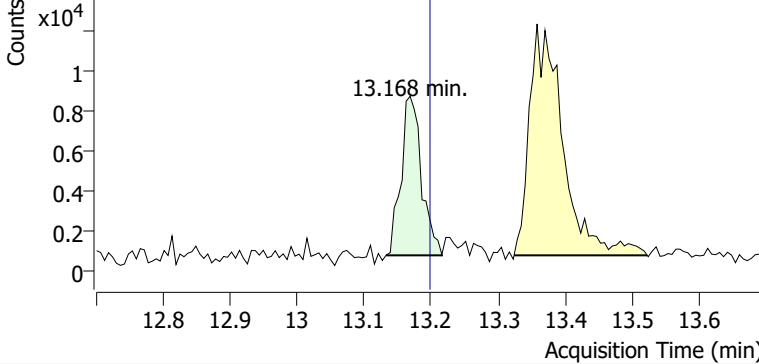


+ Scan (10.708-10.919 min, 35 scans) B2407059.D

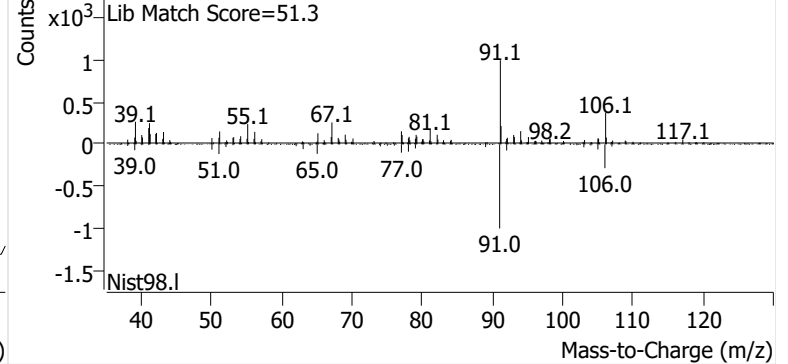


Ethylbenzene

+ EIC (91.1) Scan B2407059.D

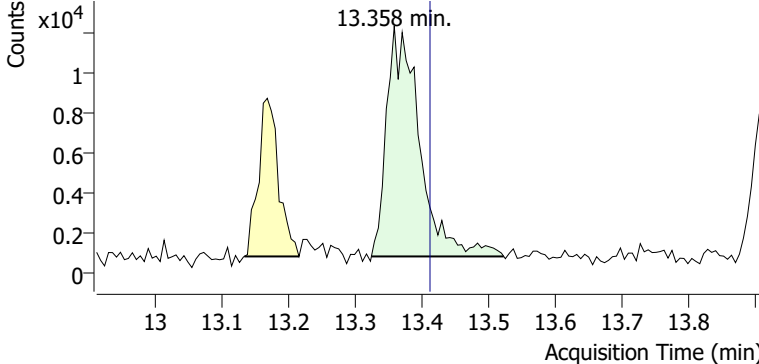


+ Scan (13.132-13.216 min, 15 scans) B2407059.D

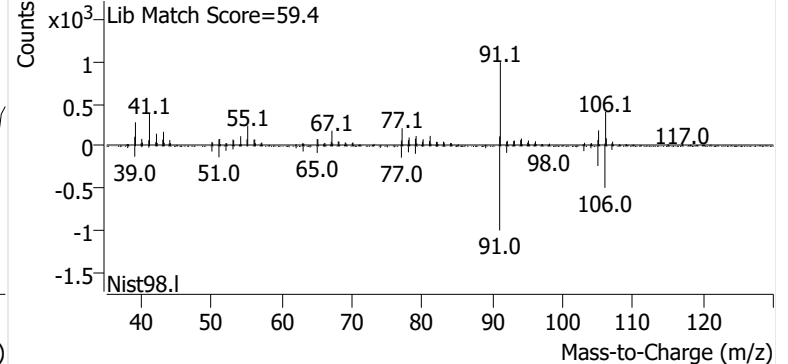


m-/p-Xylenes

+ EIC (91.1) Scan B2407059.D

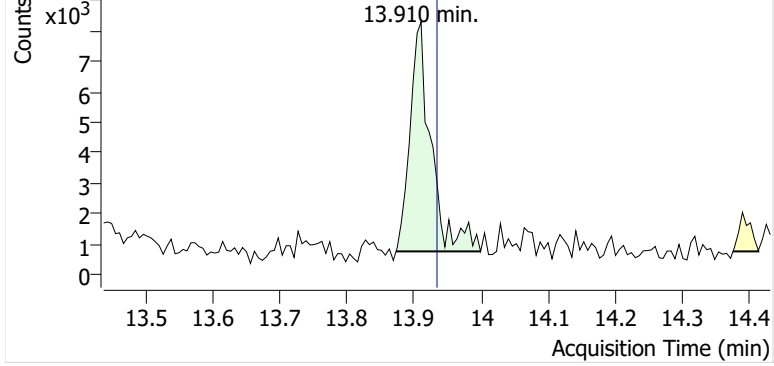


+ Scan (13.324-13.522 min, 33 scans) B2407059.D

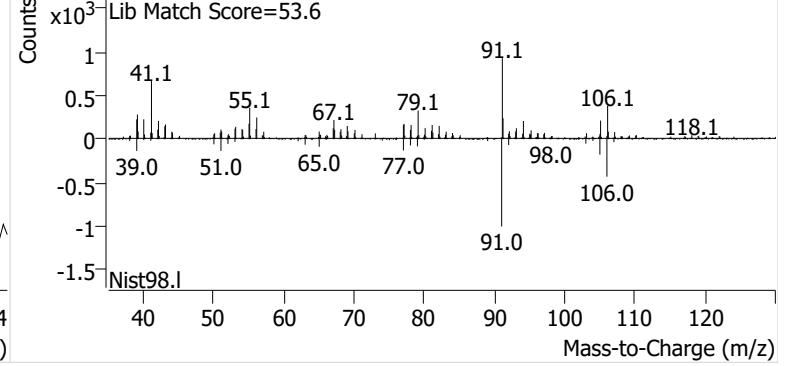


o-Xylene

+ EIC (91.1) Scan B2407059.D

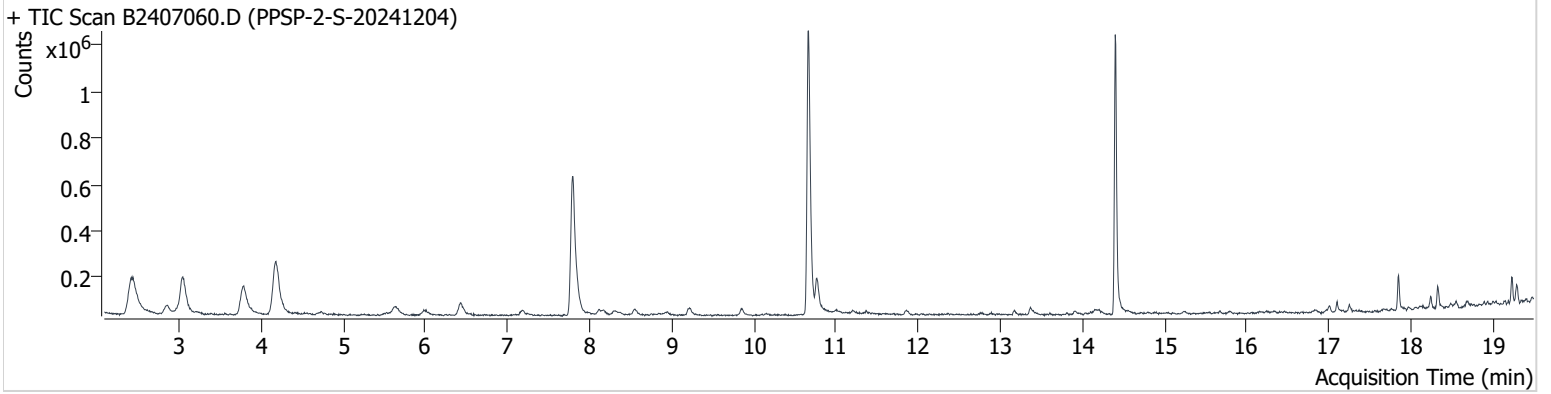


+ Scan (13.873-13.999 min, 21 scans) B2407059.D



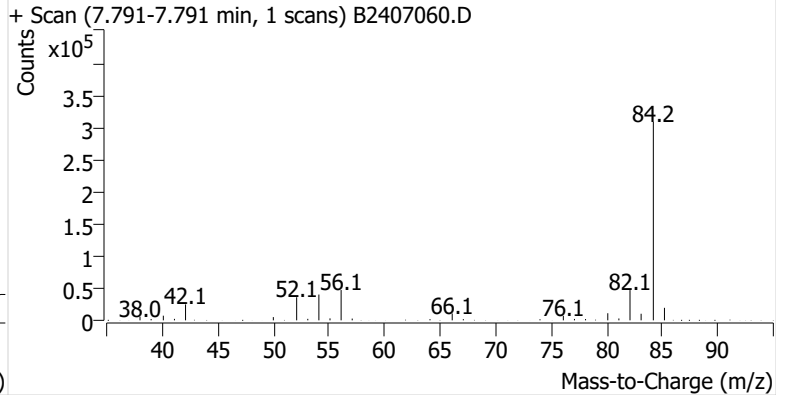
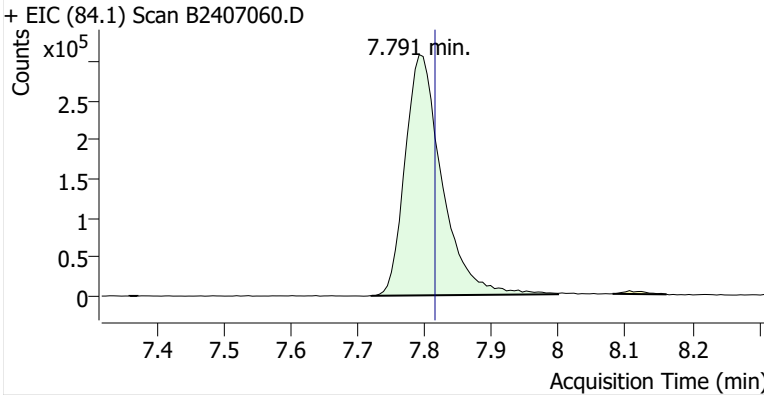
Name PPSP-2-S-20241204
Comment B27881
Data File B2407060.D
Acq. Date-Time 12/21/2024 12:06:12 PM
Acq. Method File M325B-TD
Tube Sorbent Carbopack X
Analyze Quant Version 12.1
Report Quant Version 12.1

Sample Chromatogram

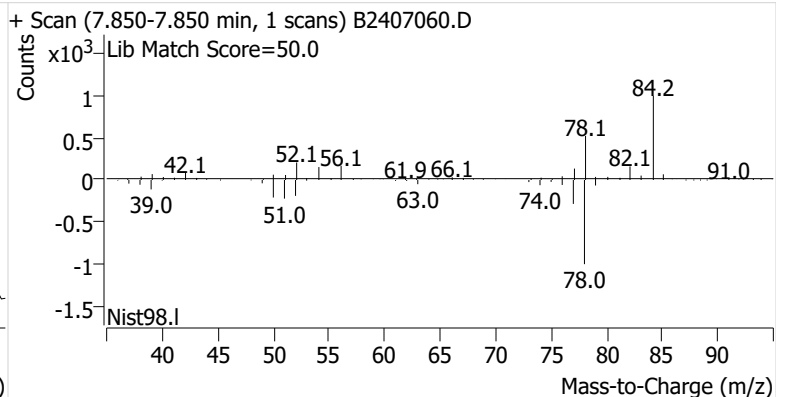
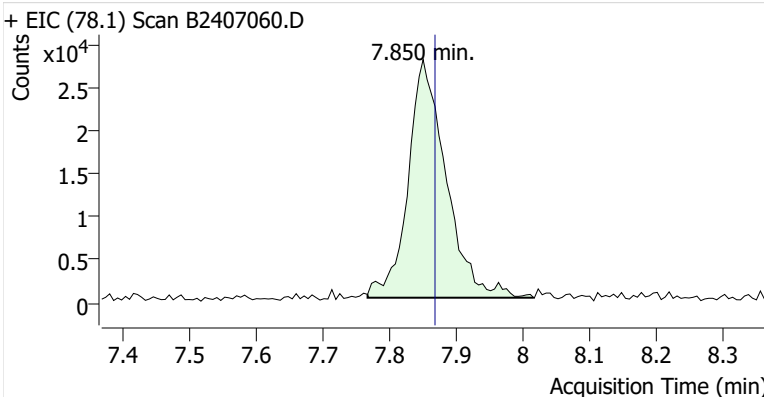


Name	ISTD	RT	ICAL RT	Resp.	Int. Flag
benzene-d6 (IS)		7.791	7.815	1,182,611	
Benzene	benzene-d6 (IS)	7.850	7.868	109,810	
Toluene-d8 (IS)		10.664	10.693	1,348,281	
Toluene	Toluene-d8 (IS)	10.777	10.794	147,110	
Ethylbenzene	Toluene-d8 (IS)	13.169	13.198	17,489	
m-/p-Xylenes	Toluene-d8 (IS)	13.364	13.412	34,601	
o-Xylene	Toluene-d8 (IS)	13.910	13.934	14,066	

benzene-d6 (IS)

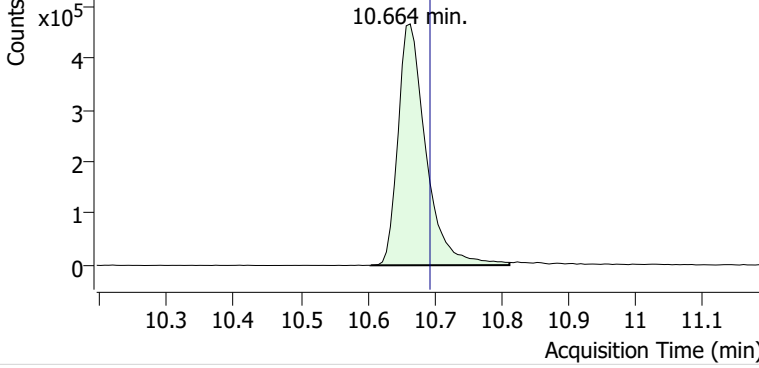


Benzene

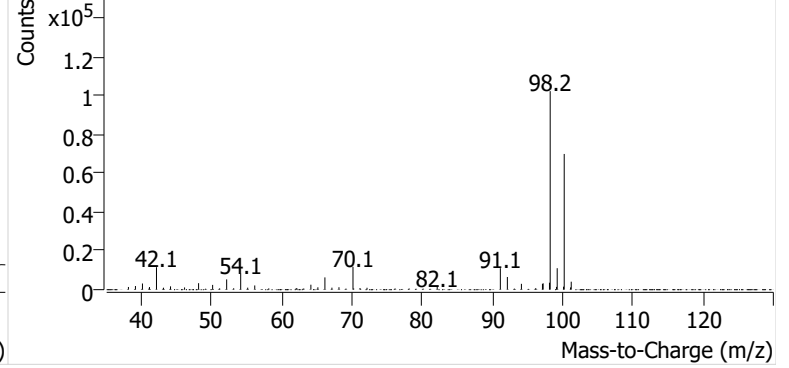


Toluene-d8 (IS)

+ EIC (98.1) Scan B2407060.D

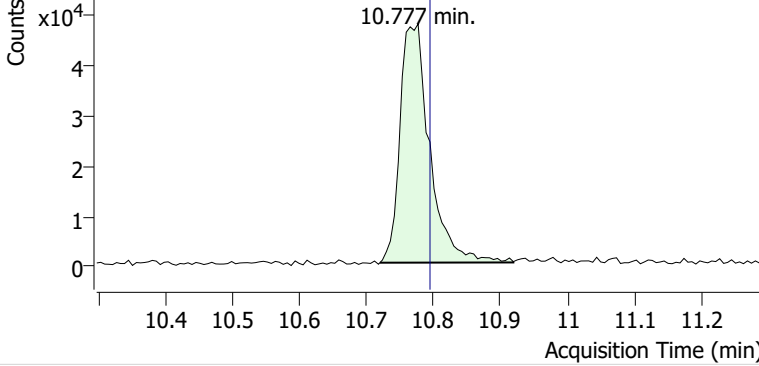


+ Scan (10.604-10.812 min, 36 scans) B2407060.D

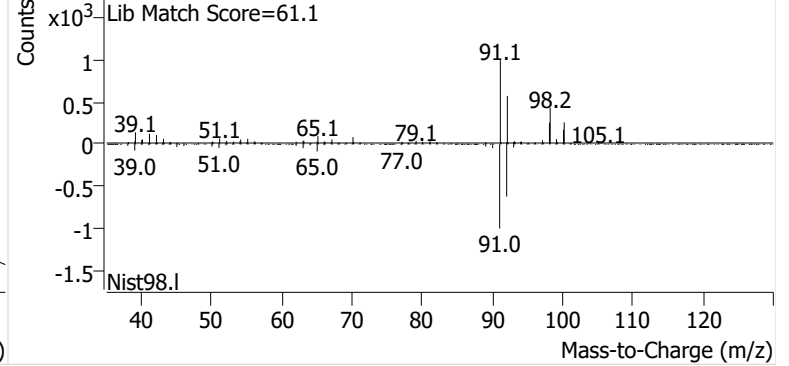


Toluene

+ EIC (91.1) Scan B2407060.D

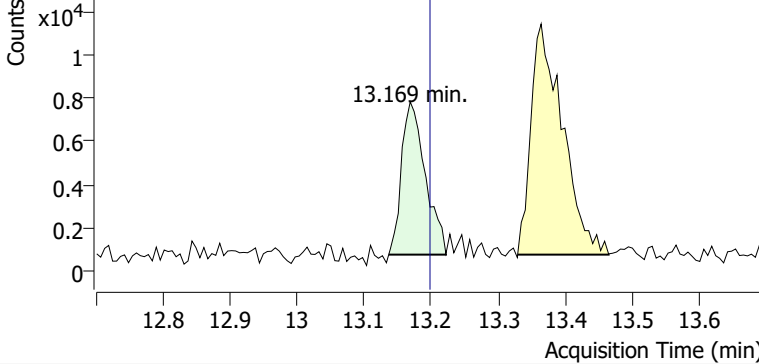


+ Scan (10.719-10.919 min, 34 scans) B2407060.D

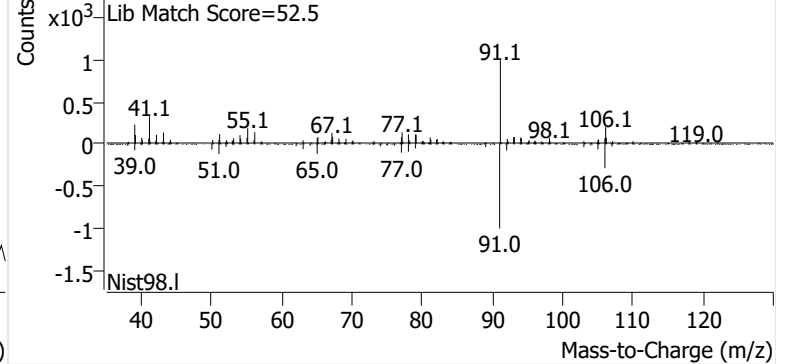


Ethylbenzene

+ EIC (91.1) Scan B2407060.D

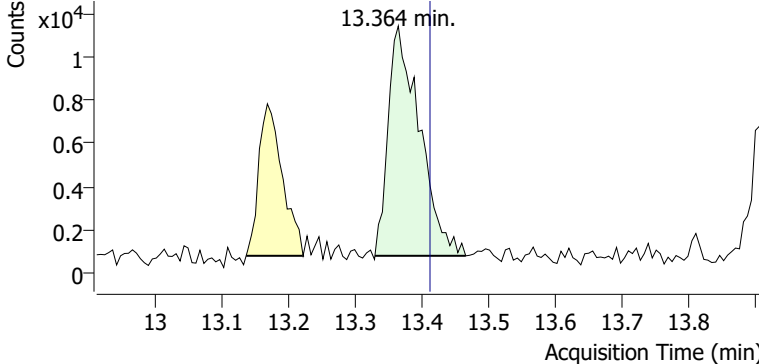


+ Scan (13.136-13.222 min, 15 scans) B2407060.D

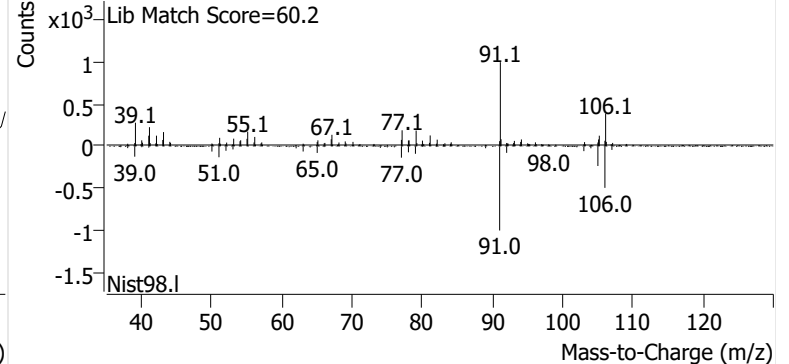


m-/p-Xylenes

+ EIC (91.1) Scan B2407060.D

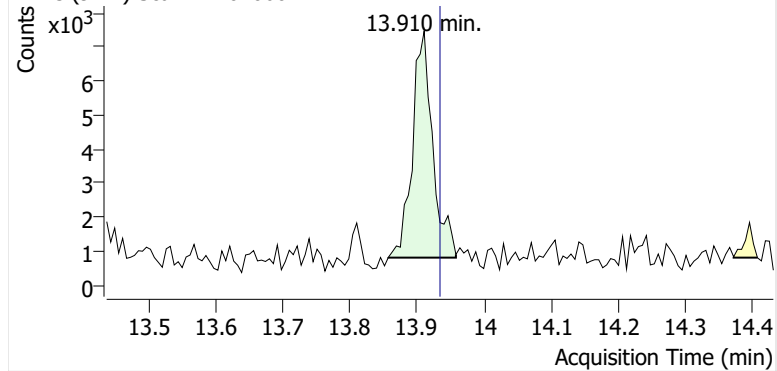


+ Scan (13.329-13.465 min, 22 scans) B2407060.D

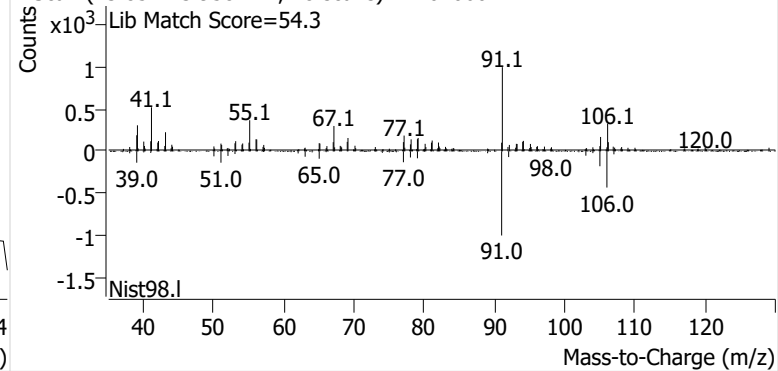


o-Xylene

+ EIC (91.1) Scan B2407060.D

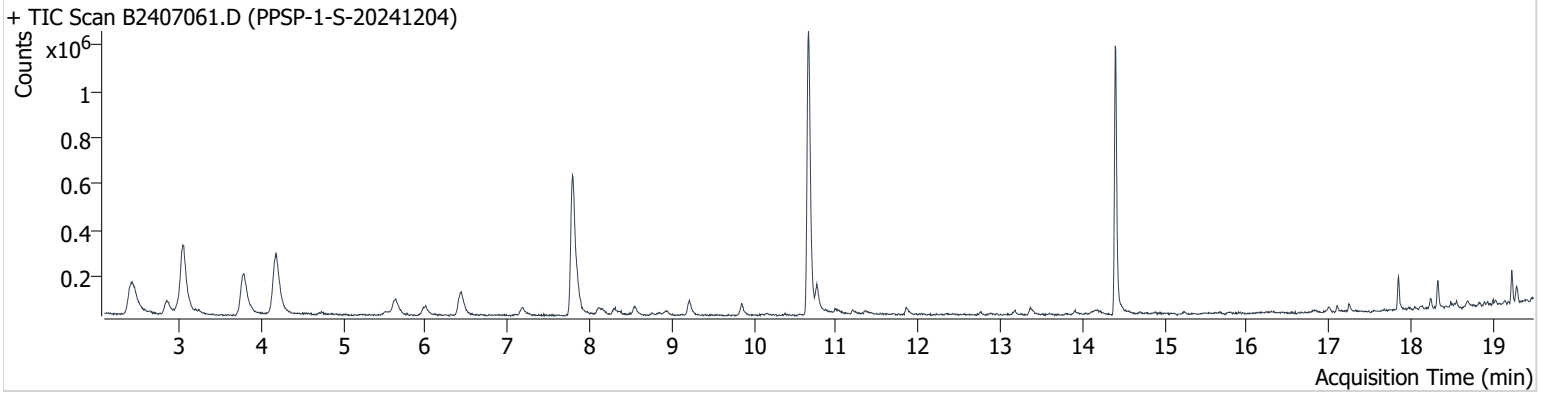


+ Scan (13.857-13.958 min, 18 scans) B2407060.D



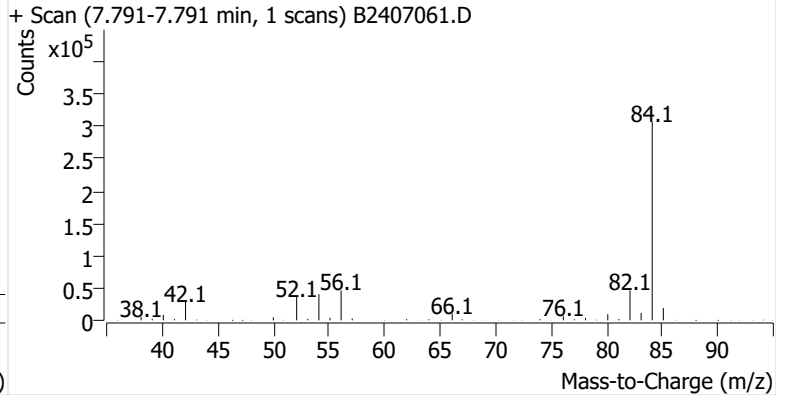
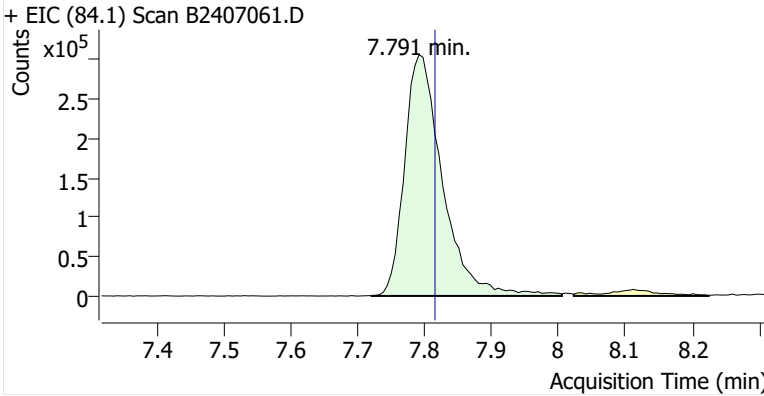
Name PPSP-1-S-20241204
Comment B51069
Data File B2407061.D
Acq. Date-Time 12/21/2024 12:43:33 PM
Acq. Method File M325B-TD
Tube Sorbent Carbopack X
Analyze Quant Version 12.1
Report Quant Version 12.1

Sample Chromatogram

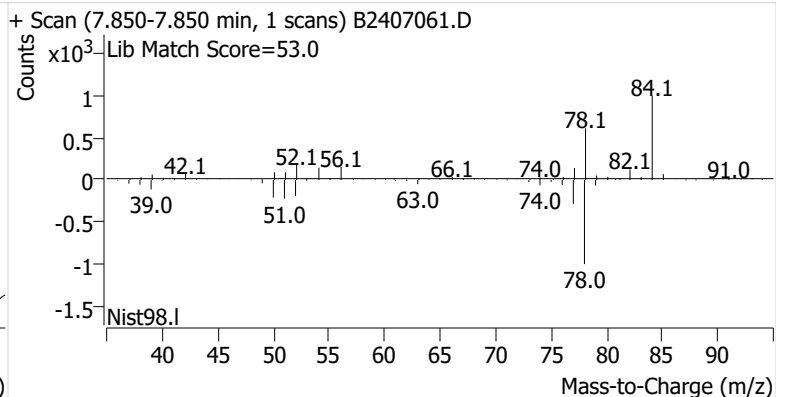
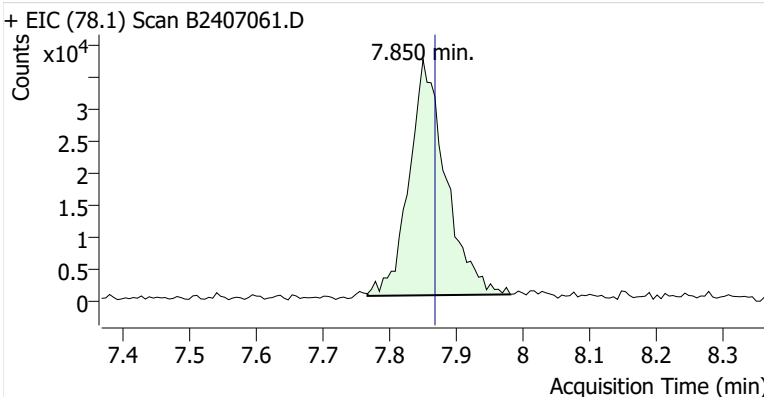


Name	ISTD	RT	ICAL RT	Resp.	Int. Flag
benzene-d6 (IS)		7.791	7.815	1,209,463	
Benzene	benzene-d6 (IS)	7.850	7.868	141,768	
Toluene-d8 (IS)		10.664	10.693	1,364,684	
Toluene	Toluene-d8 (IS)	10.765	10.794	110,349	
Ethylbenzene	Toluene-d8 (IS)	13.168	13.198	17,566	
m-/p-Xylenes	Toluene-d8 (IS)	13.364	13.412	30,672	
o-Xylene	Toluene-d8 (IS)	13.910	13.934	11,365	

benzene-d6 (IS)

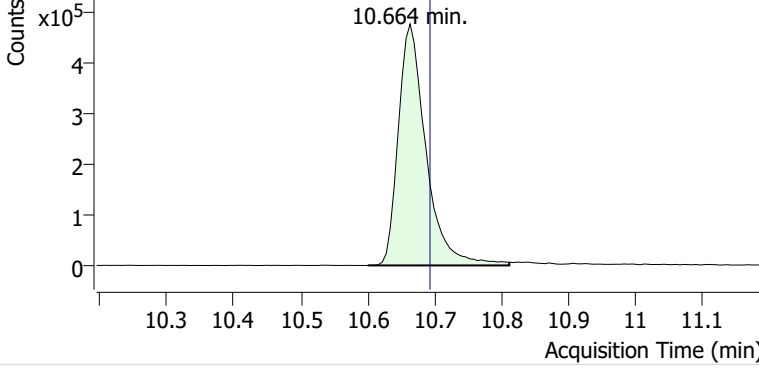


Benzene

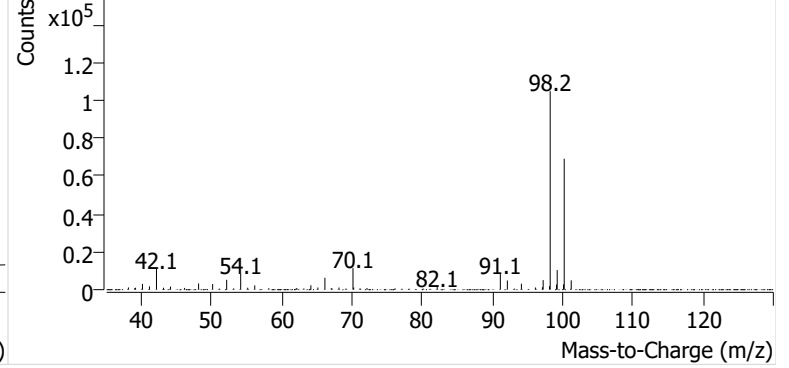


Toluene-d8 (IS)

+ EIC (98.1) Scan B2407061.D

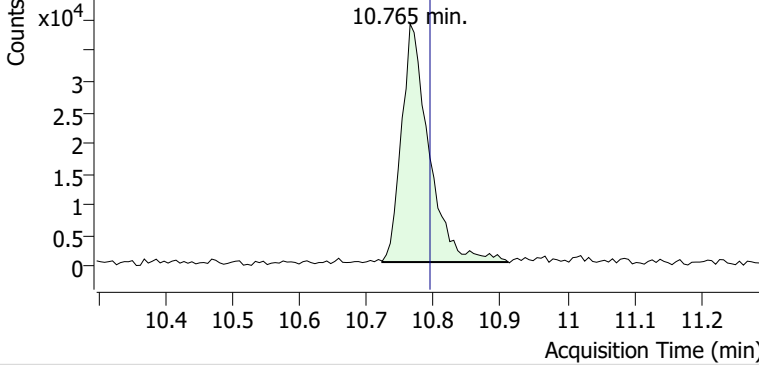


+ Scan (10.600-10.812 min, 36 scans) B2407061.D

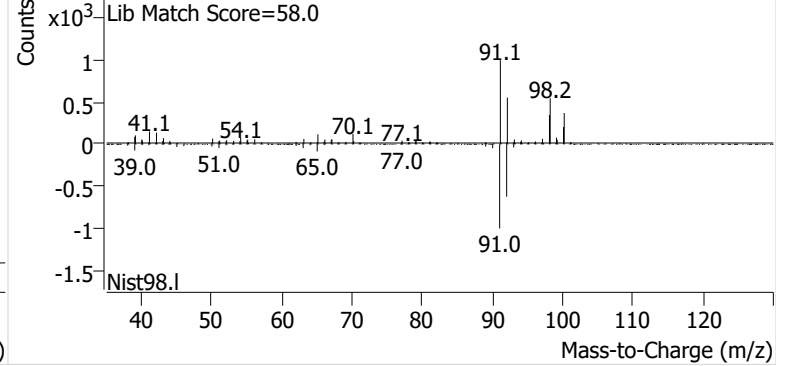


Toluene

+ EIC (91.1) Scan B2407061.D

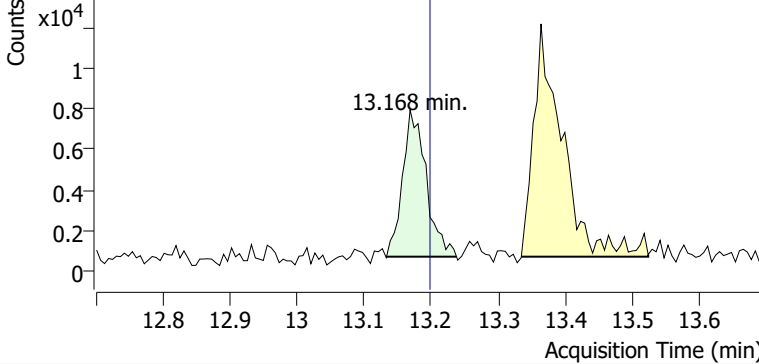


+ Scan (10.723-10.911 min, 32 scans) B2407061.D

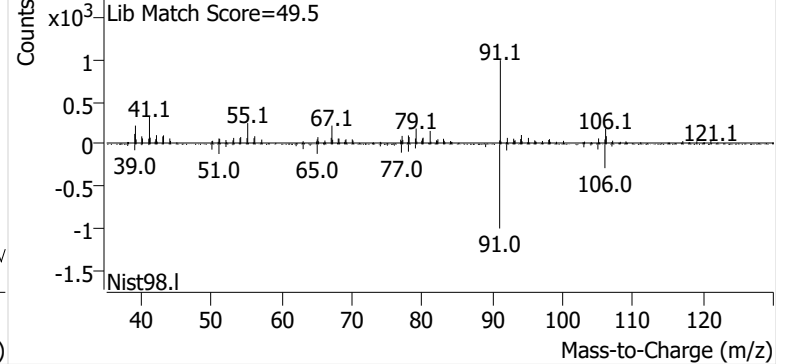


Ethylbenzene

+ EIC (91.1) Scan B2407061.D

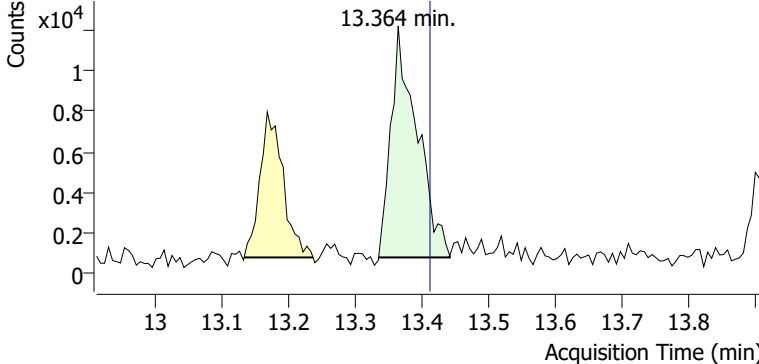


+ Scan (13.133-13.238 min, 17 scans) B2407061.D

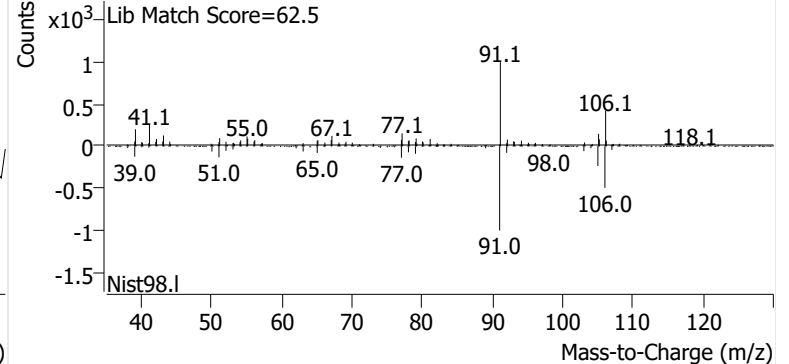


m-/p-Xylenes

+ EIC (91.1) Scan B2407061.D

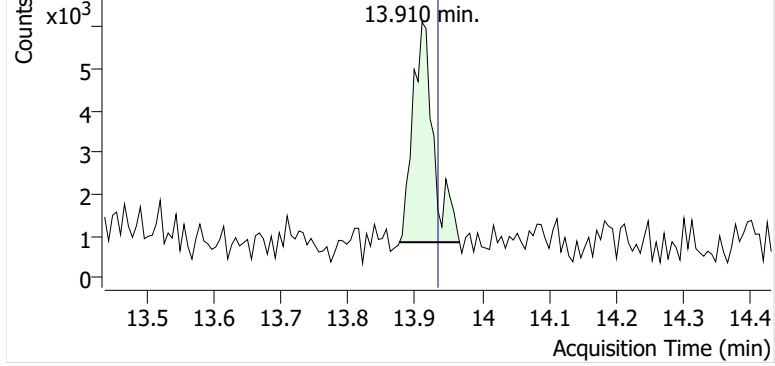


+ Scan (13.335-13.441 min, 18 scans) B2407061.D

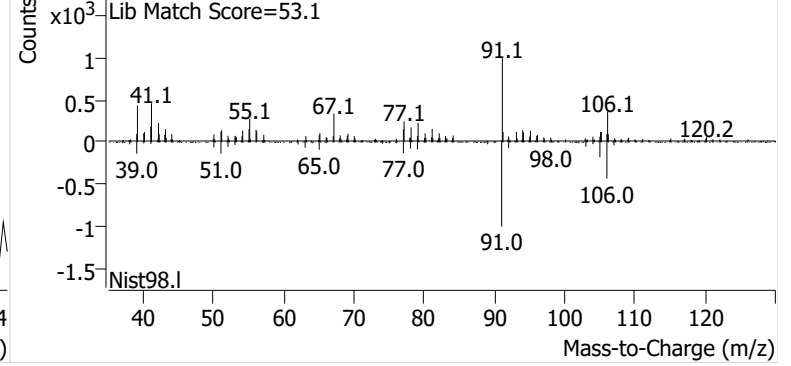


o-Xylene

+ EIC (91.1) Scan B2407061.D

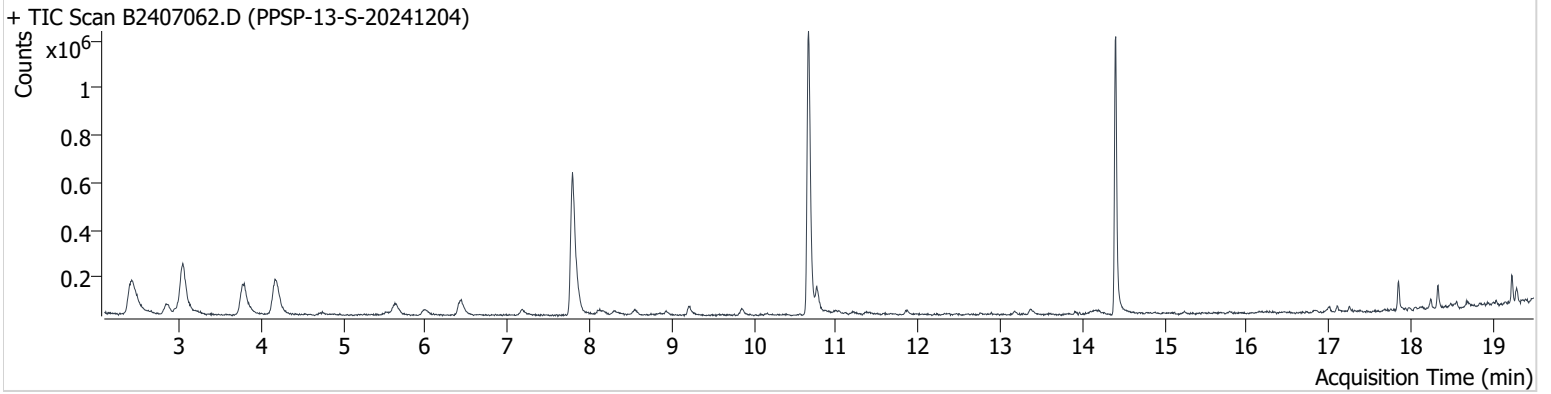


+ Scan (13.877-13.966 min, 15 scans) B2407061.D



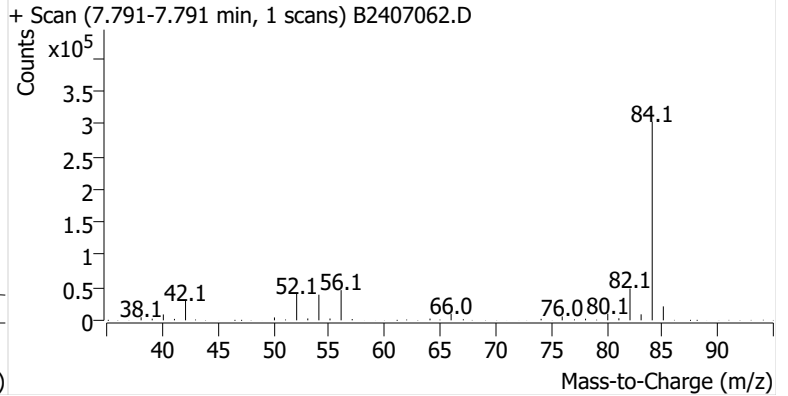
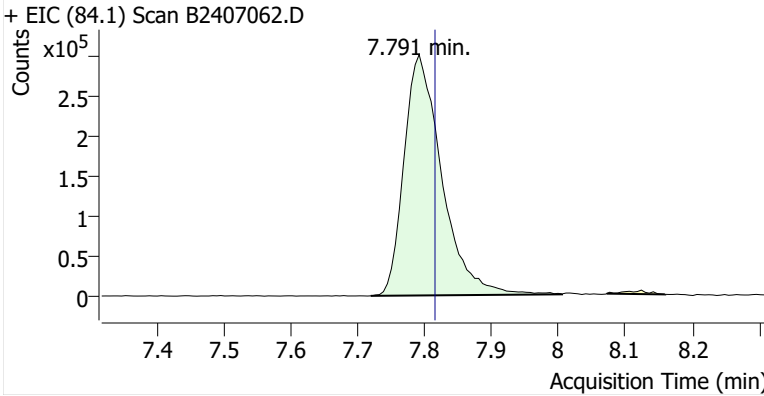
Name PPSP-13-S-20241204
Comment B50790
Data File B2407062.D
Acq. Date-Time 12/21/2024 1:20:56 PM
Acq. Method File M325B-TD
Tube Sorbent Carbopack X
Analyze Quant Version 12.1
Report Quant Version 12.1

Sample Chromatogram

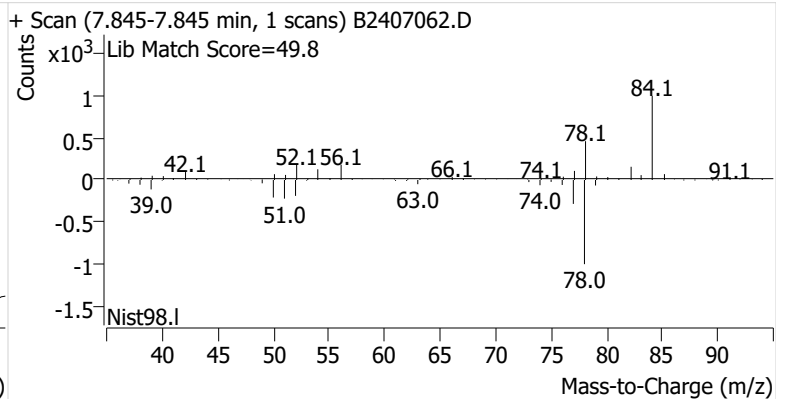
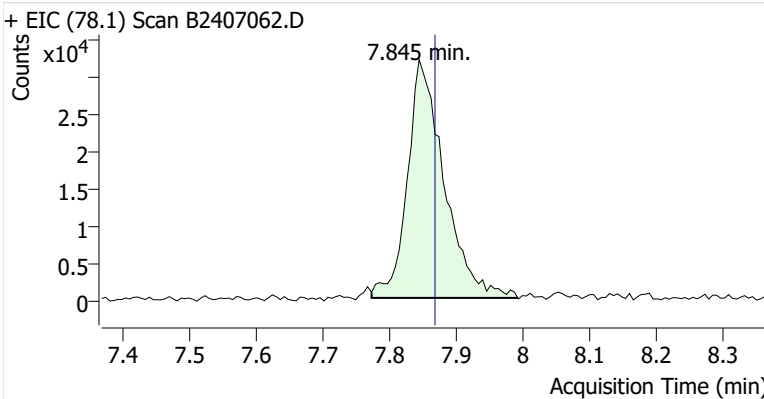


Name	ISTD	RT	ICAL RT	Resp.	Int. Flag
benzene-d6 (IS)		7.791	7.815	1,187,462	
Benzene	benzene-d6 (IS)	7.845	7.868	121,212	
Toluene-d8 (IS)		10.664	10.693	1,349,035	
Toluene	Toluene-d8 (IS)	10.765	10.794	97,954	
Ethylbenzene	Toluene-d8 (IS)	13.174	13.198	14,411	
m-/p-Xylenes	Toluene-d8 (IS)	13.364	13.412	21,114	
o-Xylene	Toluene-d8 (IS)	13.916	13.934	9,661	

benzene-d6 (IS)

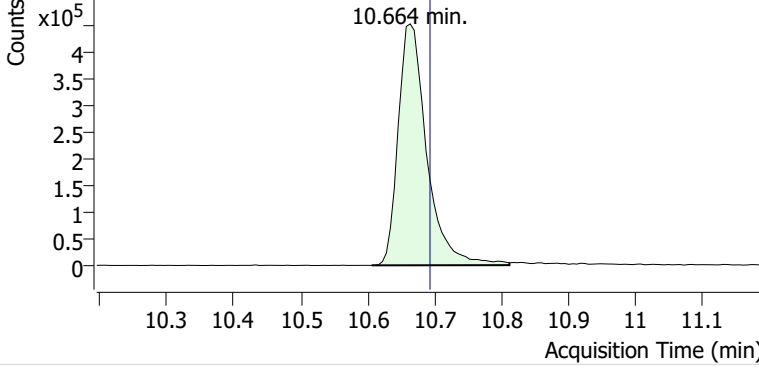


Benzene

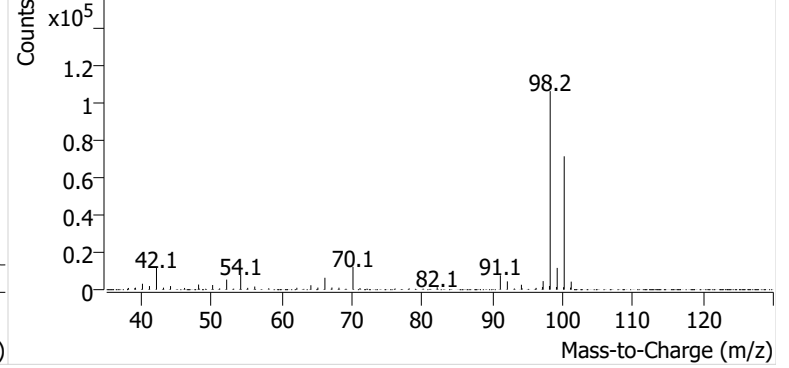


Toluene-d8 (IS)

+ EIC (98.1) Scan B2407062.D

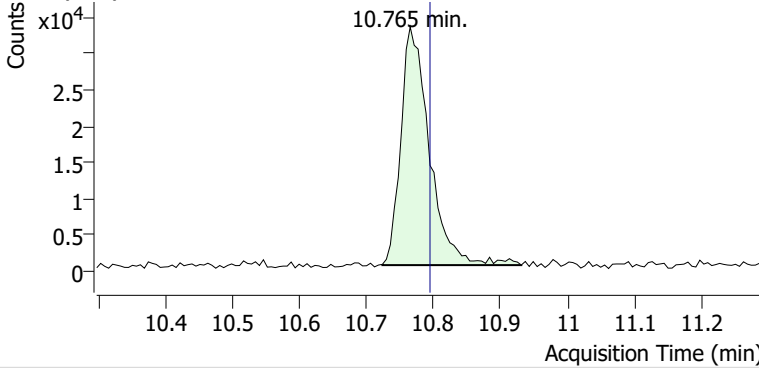


+ Scan (10.606-10.812 min, 35 scans) B2407062.D

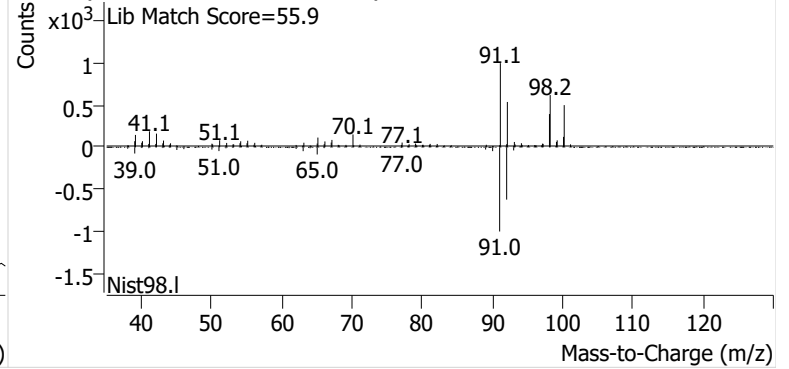


Toluene

+ EIC (91.1) Scan B2407062.D

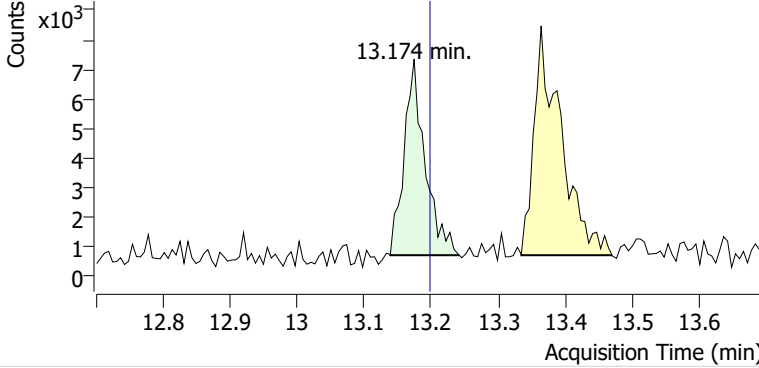


+ Scan (10.723-10.931 min, 36 scans) B2407062.D

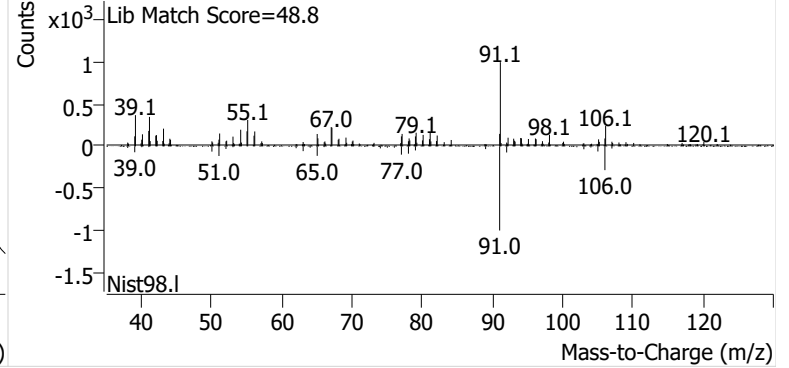


Ethylbenzene

+ EIC (91.1) Scan B2407062.D

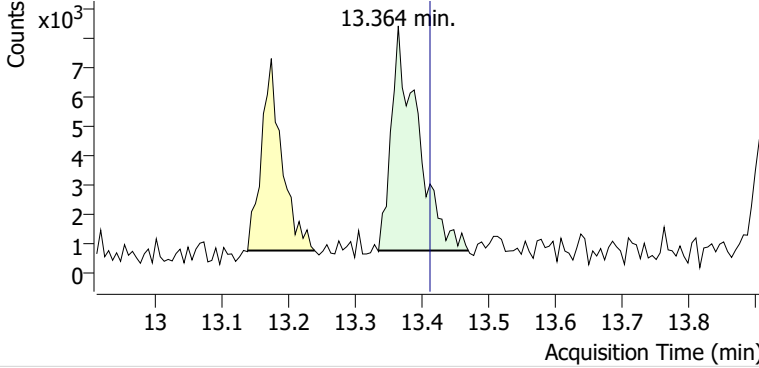


+ Scan (13.139-13.242 min, 18 scans) B2407062.D

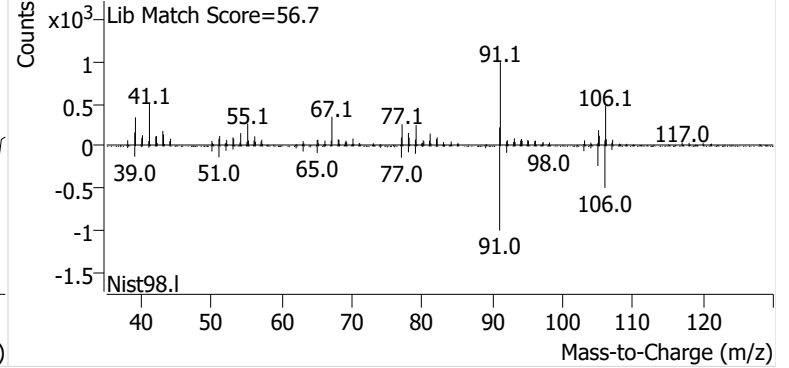


m-/p-Xylenes

+ EIC (91.1) Scan B2407062.D

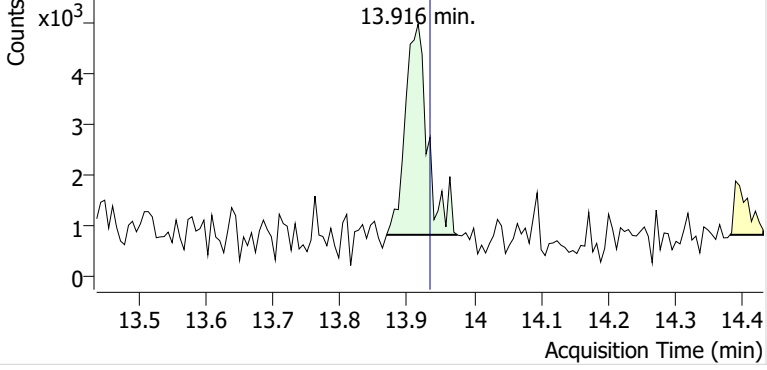


+ Scan (13.335-13.469 min, 22 scans) B2407062.D

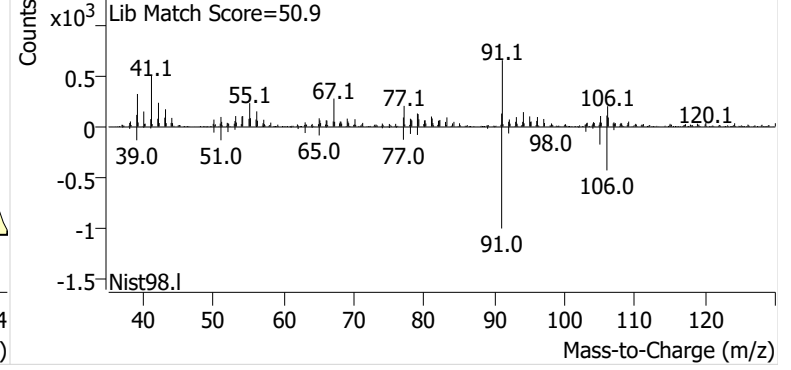


o-Xylene

+ EIC (91.1) Scan B2407062.D

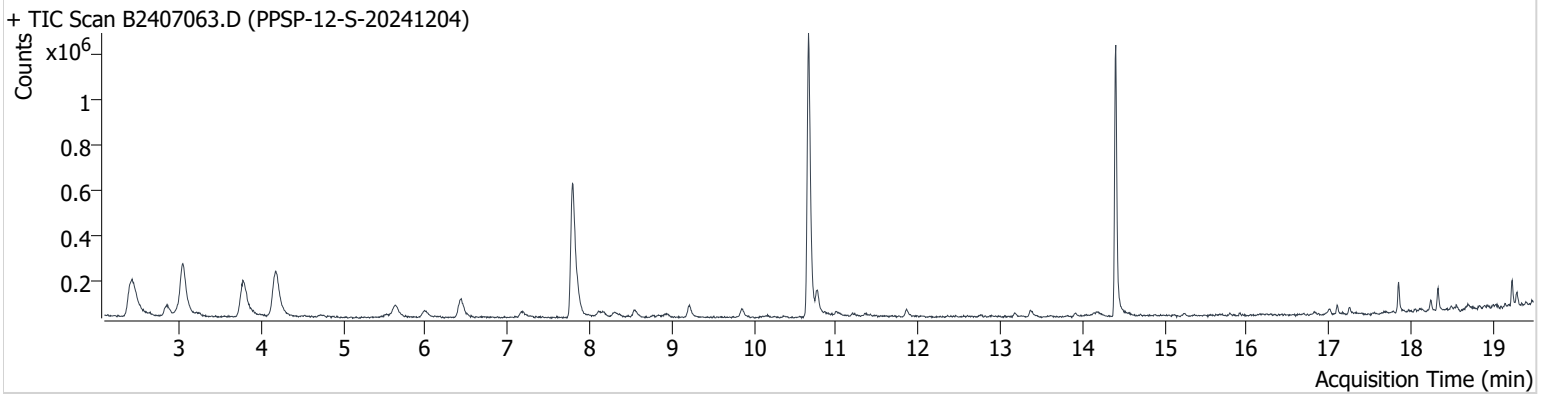


+ Scan (13.869-13.975 min, 17 scans) B2407062.D



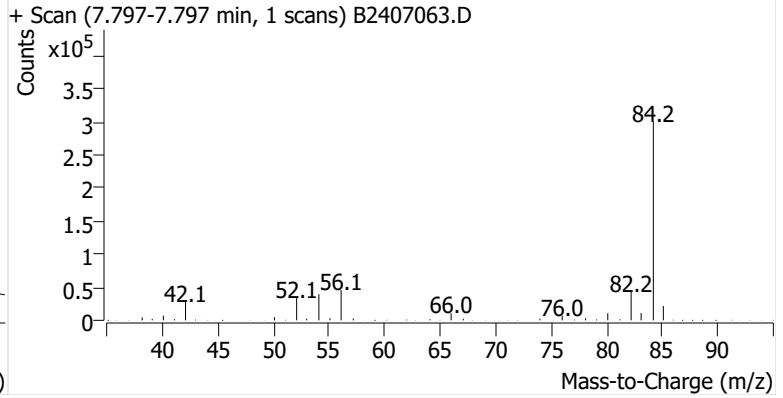
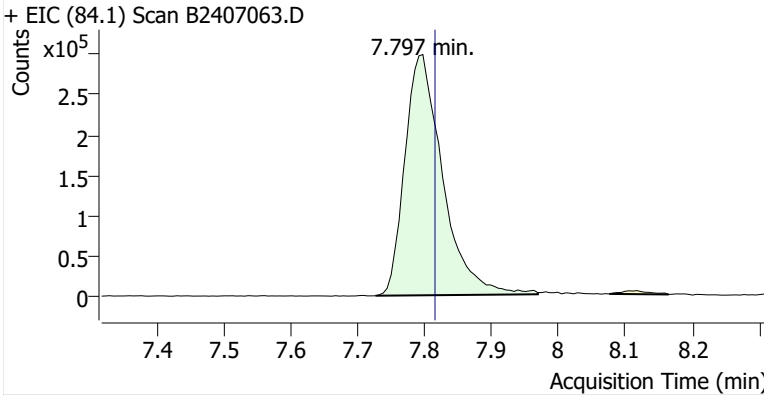
Name PPSP-12-S-20241204
Comment B20846
Data File B2407063.D
Acq. Date-Time 12/21/2024 1:58:16 PM
Acq. Method File M325B-TD
Tube Sorbent Carbopack X
Analyze Quant Version 12.1
Report Quant Version 12.1

Sample Chromatogram

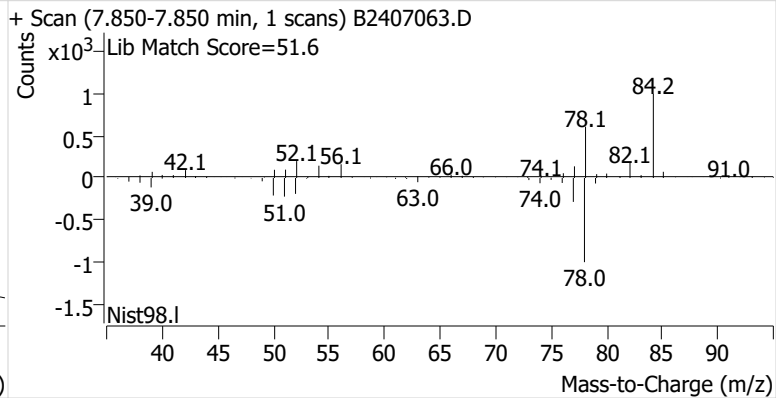
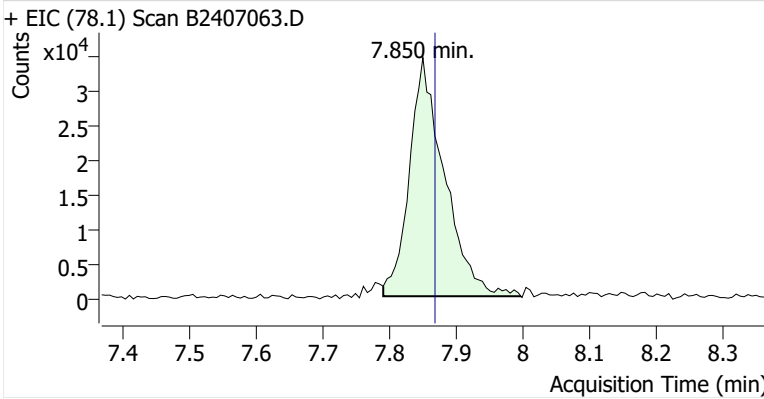


Name	ISTD	RT	ICAL RT	Resp.	Int. Flag
benzene-d6 (IS)		7.797	7.815	1,176,166	
Benzene	benzene-d6 (IS)	7.850	7.868	124,670	
Toluene-d8 (IS)		10.663	10.693	1,347,871	
Toluene	Toluene-d8 (IS)	10.776	10.794	101,396	
Ethylbenzene	Toluene-d8 (IS)	13.174	13.198	17,769	
m-/p-Xylenes	Toluene-d8 (IS)	13.370	13.412	31,637	
o-Xylene	Toluene-d8 (IS)	13.910	13.934	12,206	

benzene-d6 (IS)

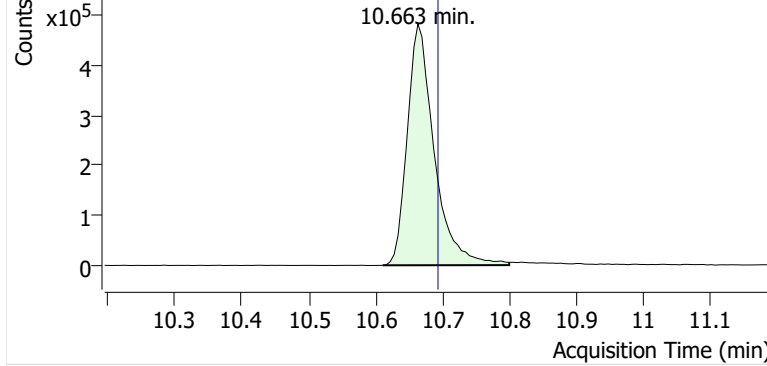


Benzene

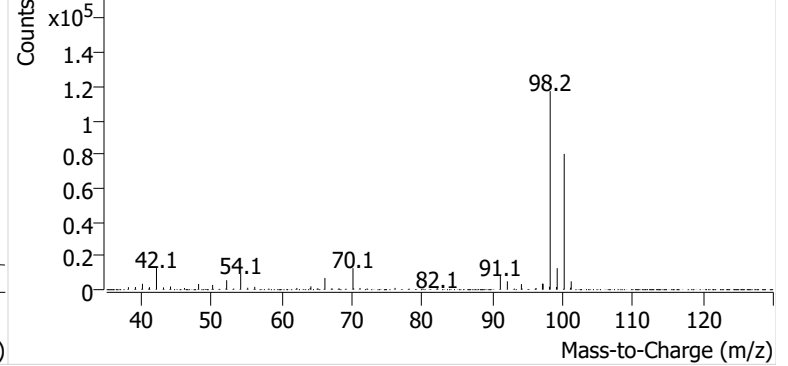


Toluene-d8 (IS)

+ EIC (98.1) Scan B2407063.D

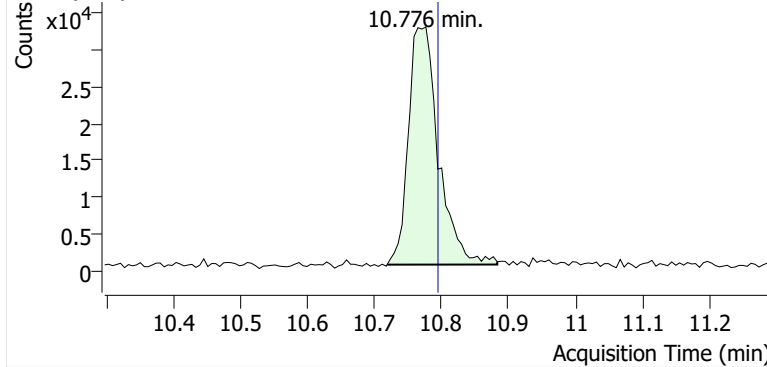


+ Scan (10.611-10.800 min, 32 scans) B2407063.D

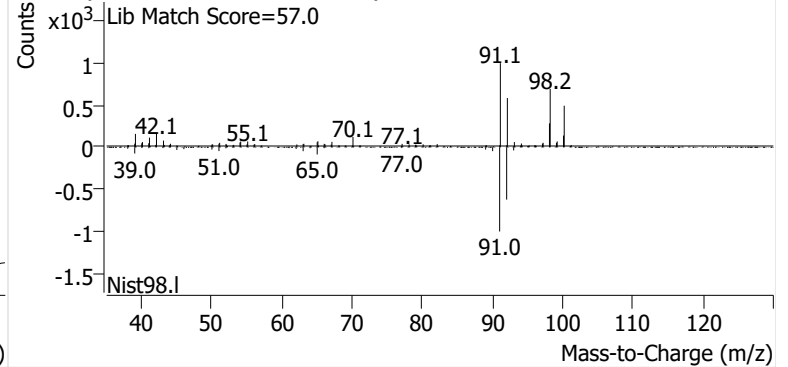


Toluene

+ EIC (91.1) Scan B2407063.D

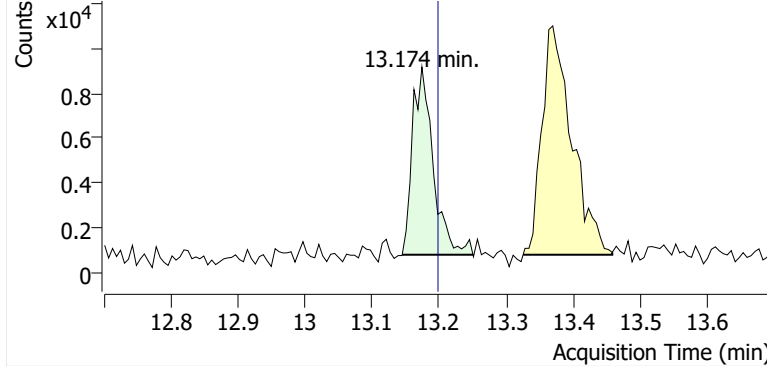


+ Scan (10.718-10.883 min, 28 scans) B2407063.D

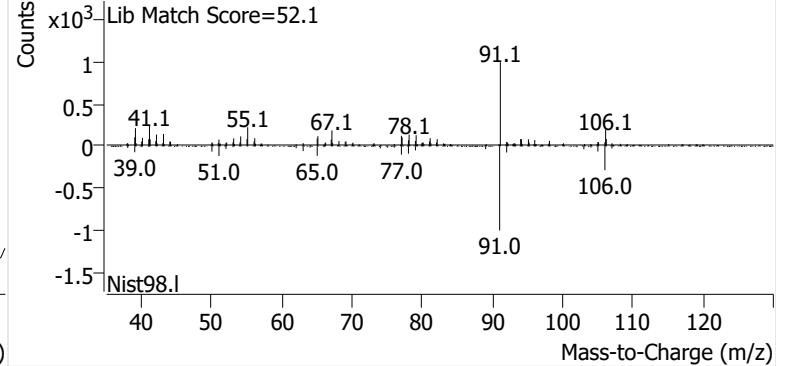


Ethylbenzene

+ EIC (91.1) Scan B2407063.D

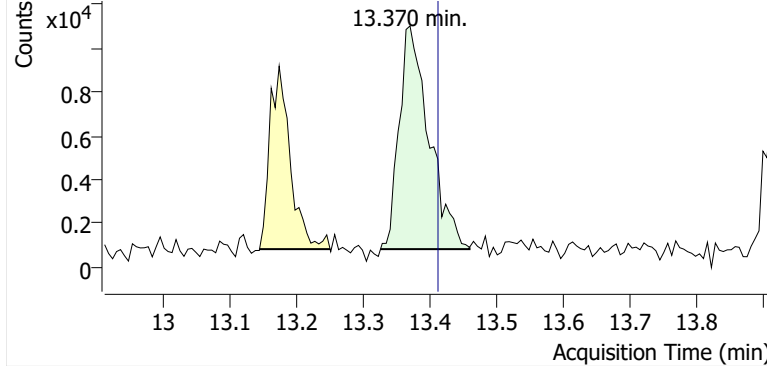


+ Scan (13.145-13.251 min, 17 scans) B2407063.D

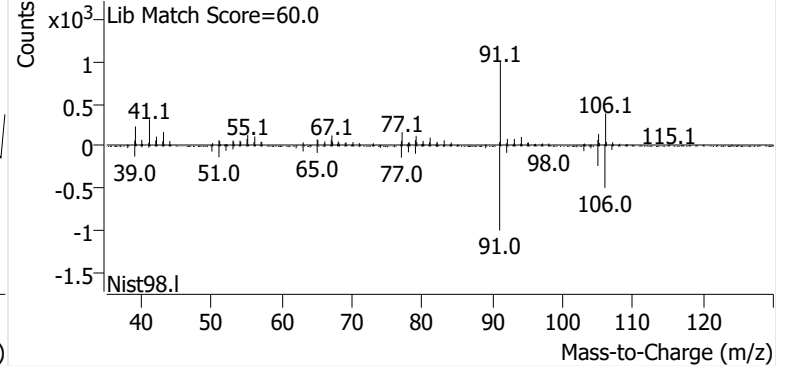


m-/p-Xylenes

+ EIC (91.1) Scan B2407063.D

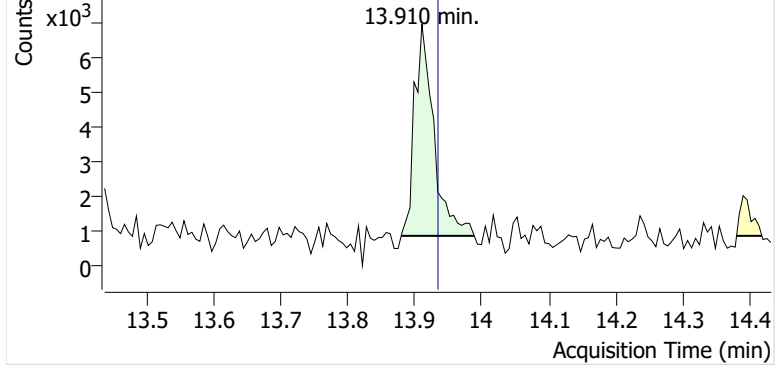


+ Scan (13.326-13.459 min, 23 scans) B2407063.D

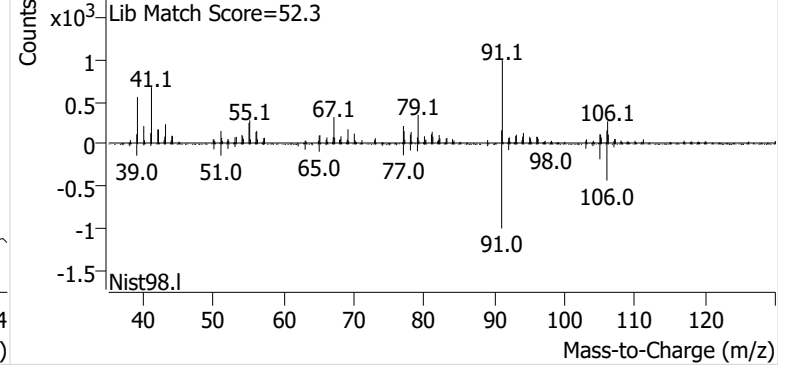


o-Xylene

+ EIC (91.1) Scan B2407063.D

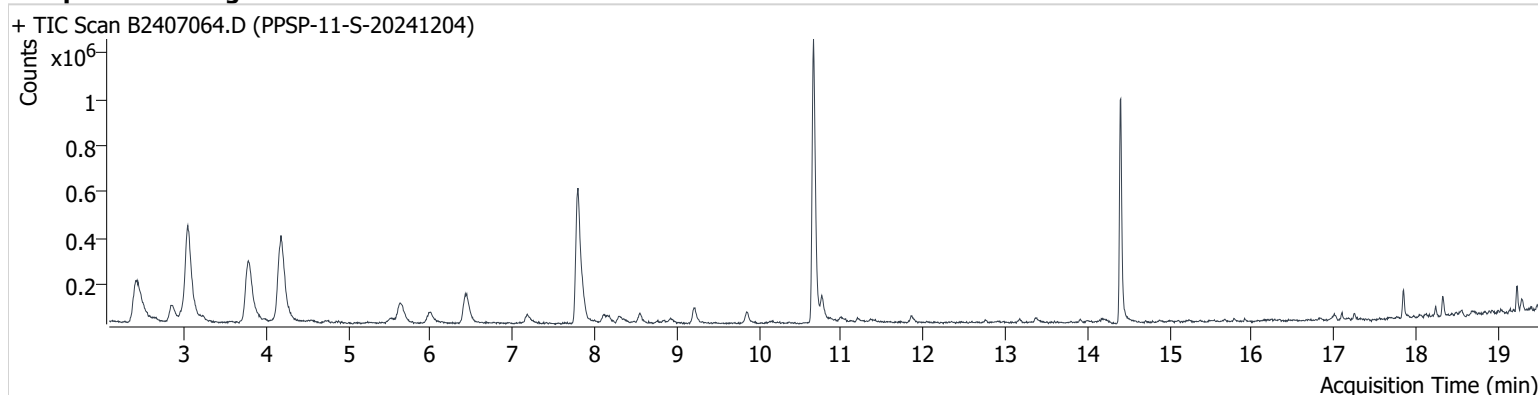


+ Scan (13.879-13.988 min, 19 scans) B2407063.D



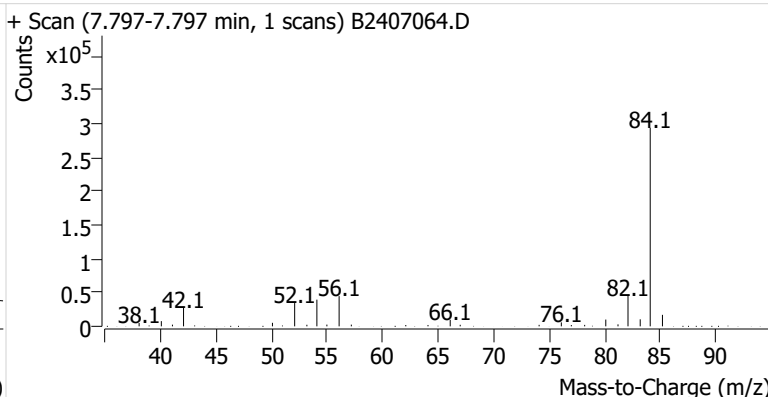
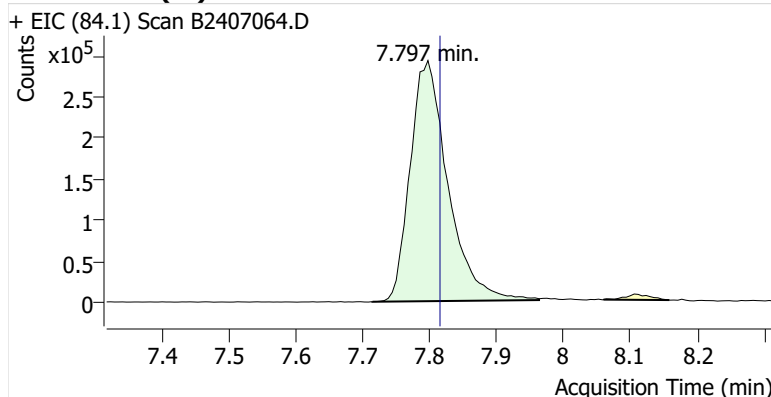
Name PPSP-11-S-20241204
Comment C37954
Data File B2407064.D
Acq. Date-Time 12/21/2024 2:35:38 PM
Acq. Method File M325B-TD
Tube Sorbent Carbopack X
Analyze Quant Version 12.1
Report Quant Version 12.1

Sample Chromatogram

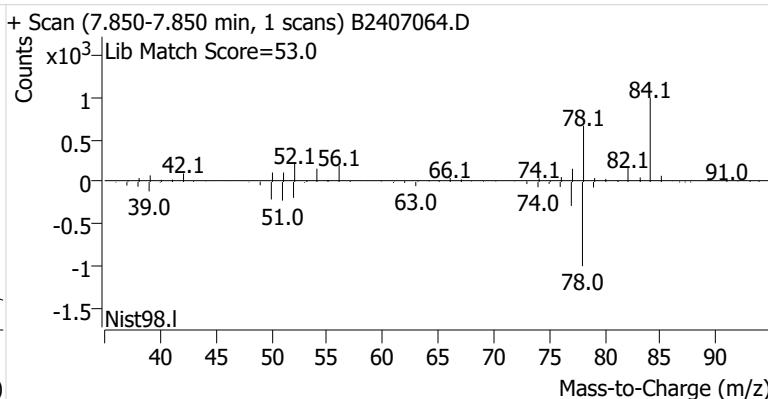
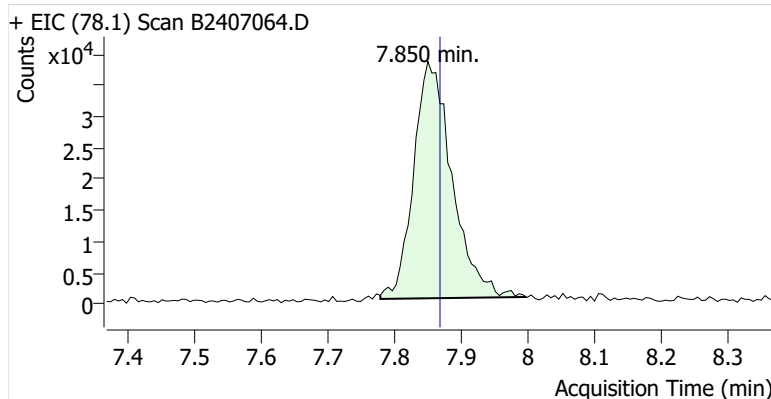


Name	ISTD	RT	ICAL RT	Resp.	Int. Flag
benzene-d6 (IS)		7.797	7.815	1,147,604	
Benzene	benzene-d6 (IS)	7.850	7.868	151,659	
Toluene-d8 (IS)		10.664	10.693	1,323,006	
Toluene	Toluene-d8 (IS)	10.764	10.794	99,304	
Ethylbenzene	Toluene-d8 (IS)	13.168	13.198	12,380	
m-/p-Xylenes	Toluene-d8 (IS)	13.370	13.412	23,298	
o-Xylene	Toluene-d8 (IS)	13.910	13.934	10,075	

benzene-d6 (IS)

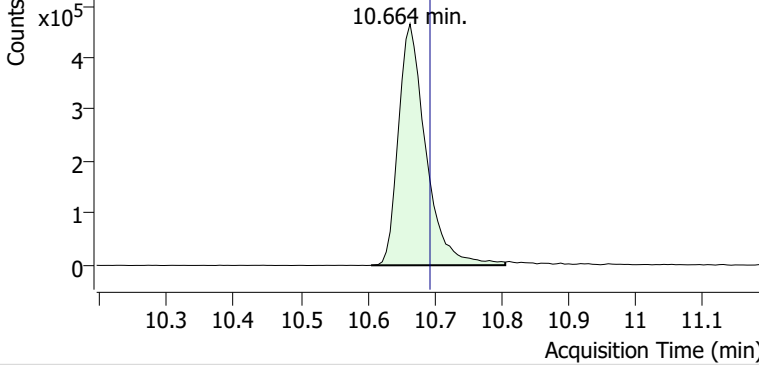


Benzene

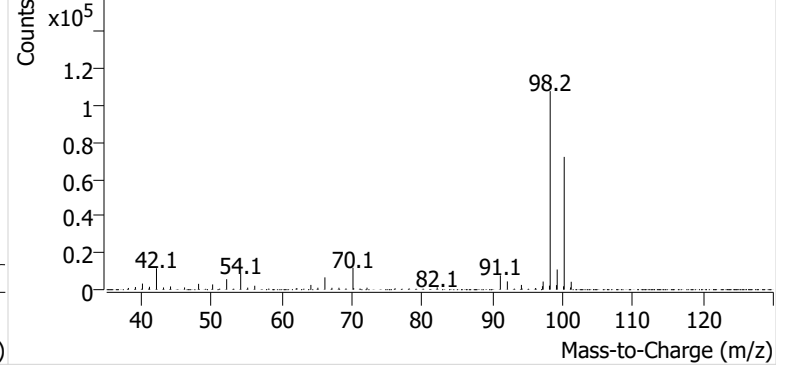


Toluene-d8 (IS)

+ EIC (98.1) Scan B2407064.D

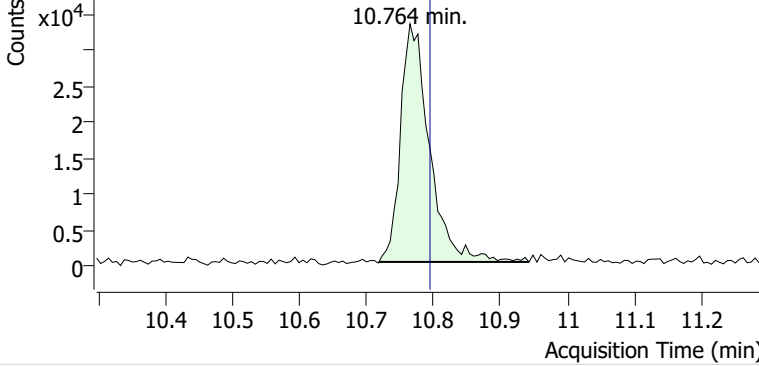


+ Scan (10.605-10.806 min, 34 scans) B2407064.D

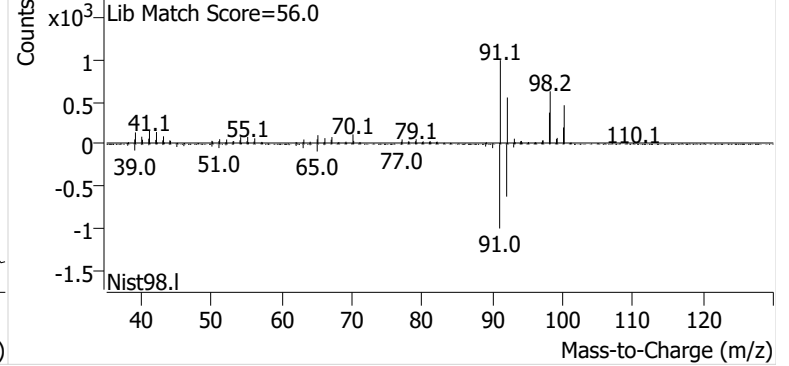


Toluene

+ EIC (91.1) Scan B2407064.D

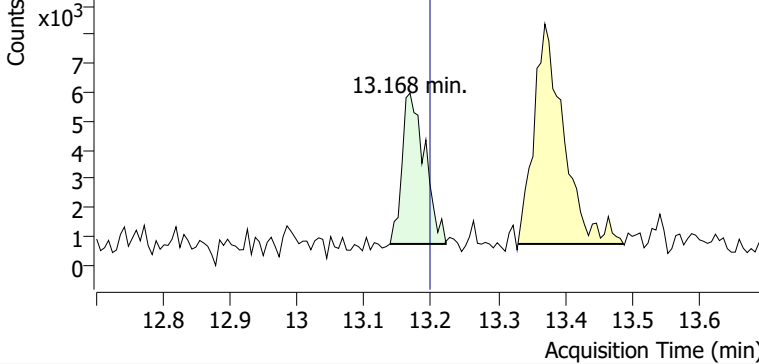


+ Scan (10.718-10.942 min, 37 scans) B2407064.D

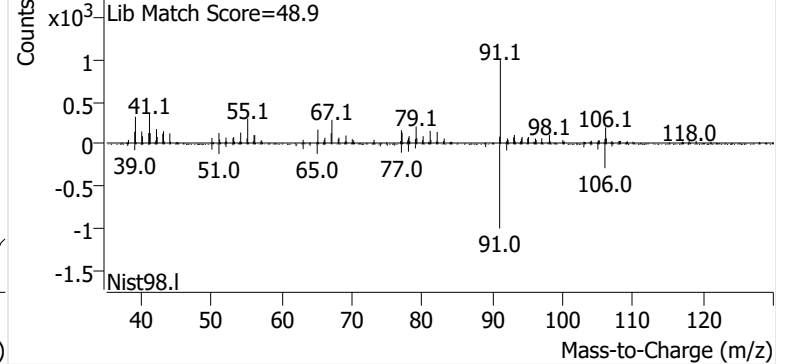


Ethylbenzene

+ EIC (91.1) Scan B2407064.D

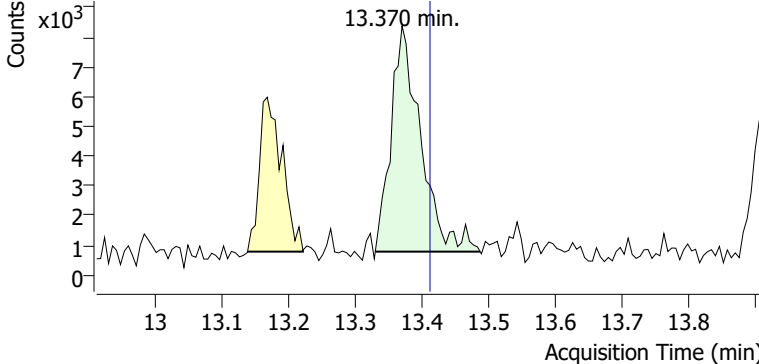


+ Scan (13.138-13.222 min, 15 scans) B2407064.D

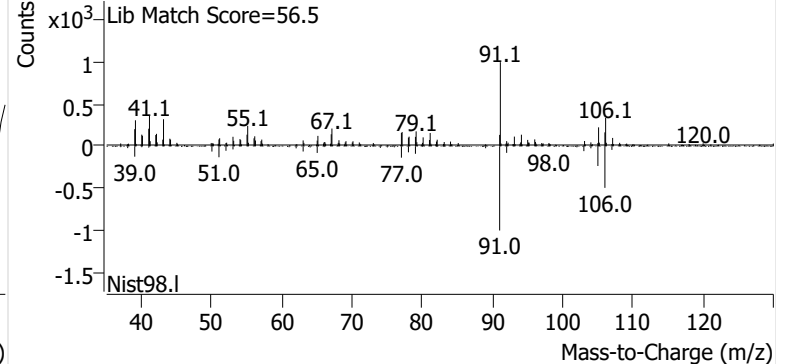


m-/p-Xylenes

+ EIC (91.1) Scan B2407064.D

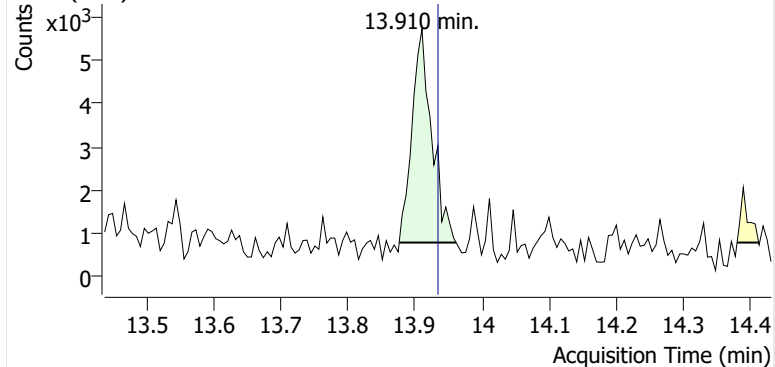


+ Scan (13.330-13.487 min, 26 scans) B2407064.D

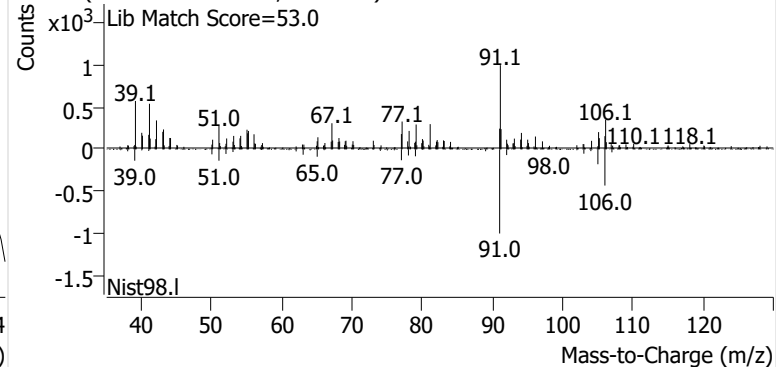


o-Xylene

+ EIC (91.1) Scan B2407064.D

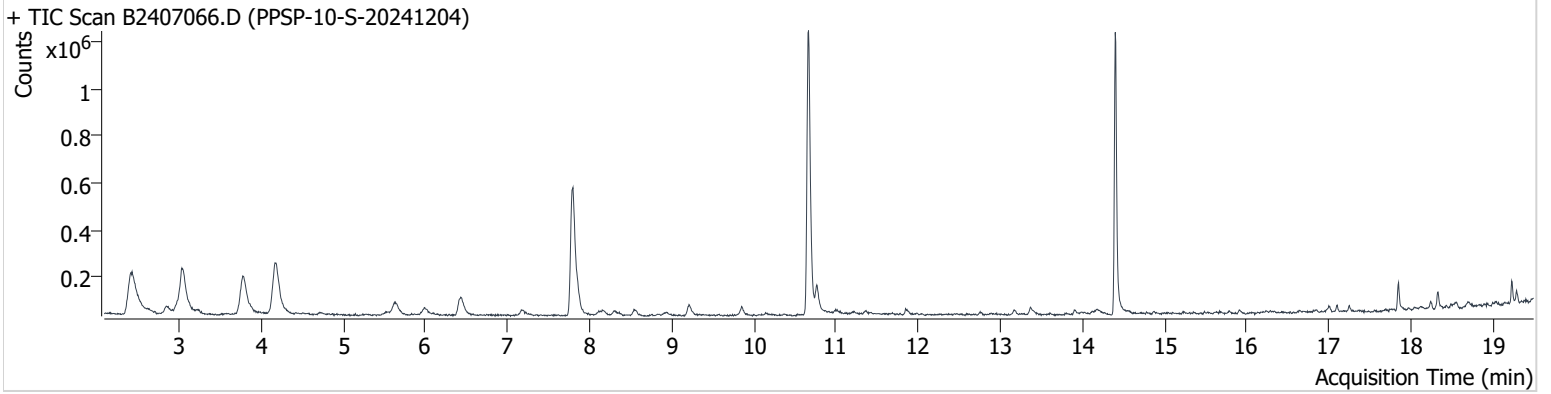


+ Scan (13.876-13.961 min, 14 scans) B2407064.D



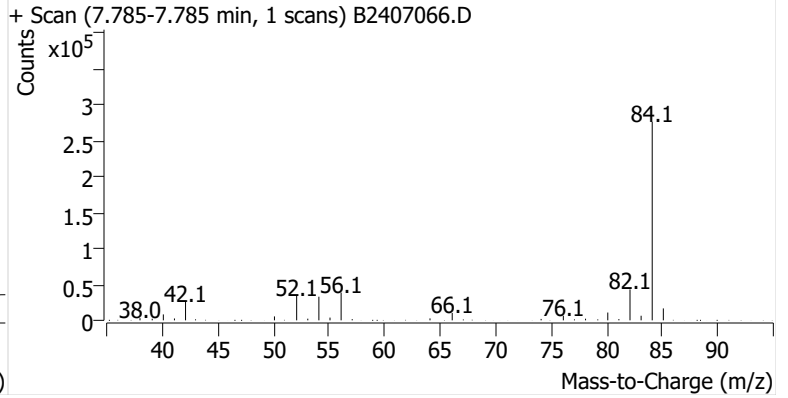
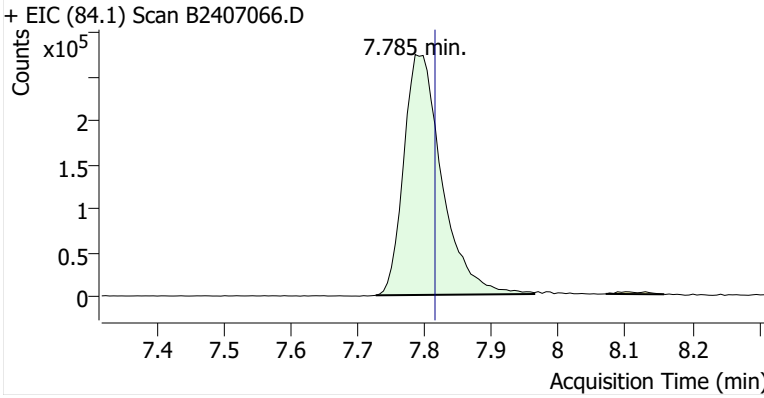
Name PPSP-10-S-20241204
Comment C35767
Data File B2407066.D
Acq. Date-Time 12/21/2024 3:50:22 PM
Acq. Method File M325B-TD
Tube Sorbent Carbopack X
Analyze Quant Version 12.1
Report Quant Version 12.1

Sample Chromatogram

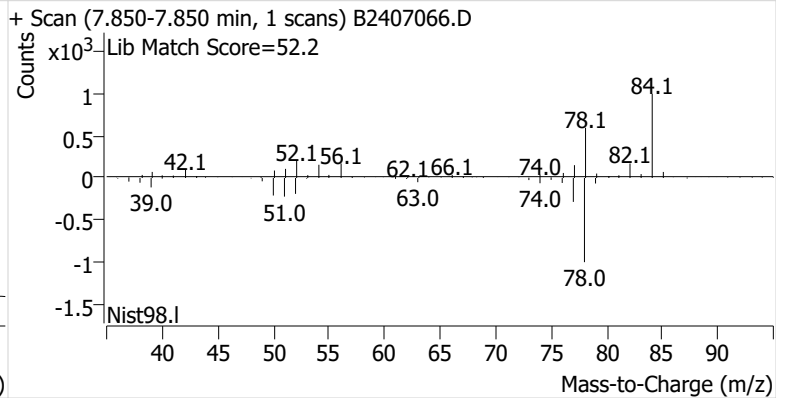
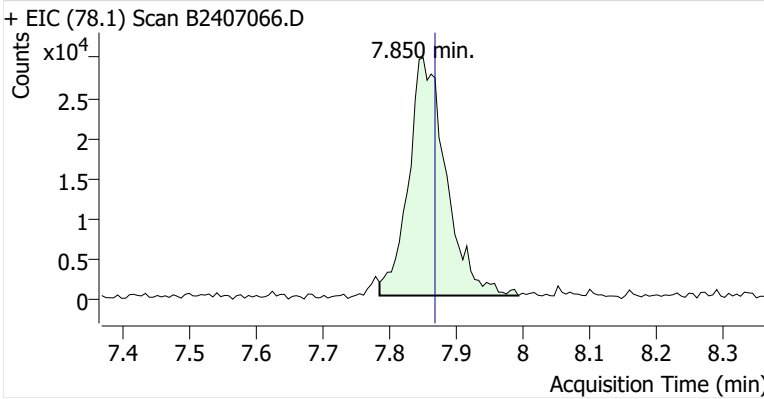


Name	ISTD	RT	ICAL RT	Resp.	Int. Flag
benzene-d6 (IS)		7.785	7.815	1,092,197	
Benzene	benzene-d6 (IS)	7.850	7.868	115,384	
Toluene-d8 (IS)		10.664	10.693	1,351,490	
Toluene	Toluene-d8 (IS)	10.765	10.794	104,587	
Ethylbenzene	Toluene-d8 (IS)	13.163	13.198	19,003	
m-/p-Xylenes	Toluene-d8 (IS)	13.370	13.412	32,819	
o-Xylene	Toluene-d8 (IS)	13.905	13.934	16,860	

benzene-d6 (IS)

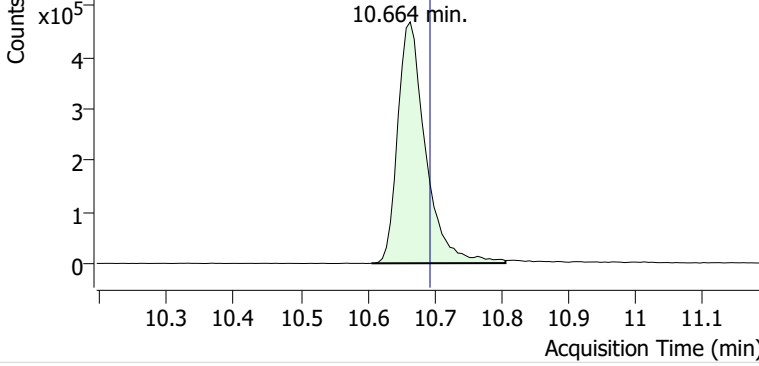


Benzene

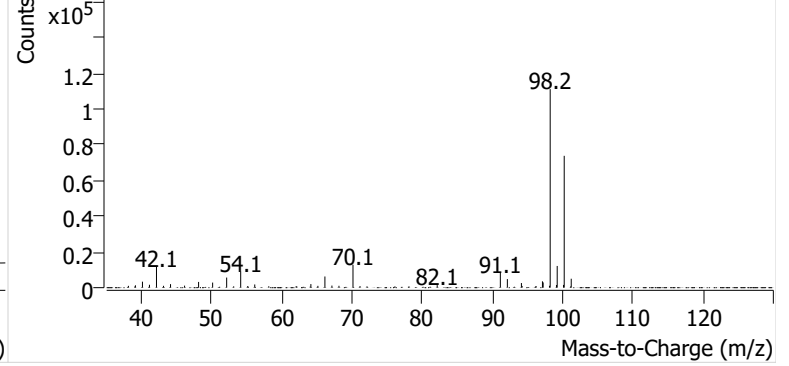


Toluene-d8 (IS)

+ EIC (98.1) Scan B2407066.D

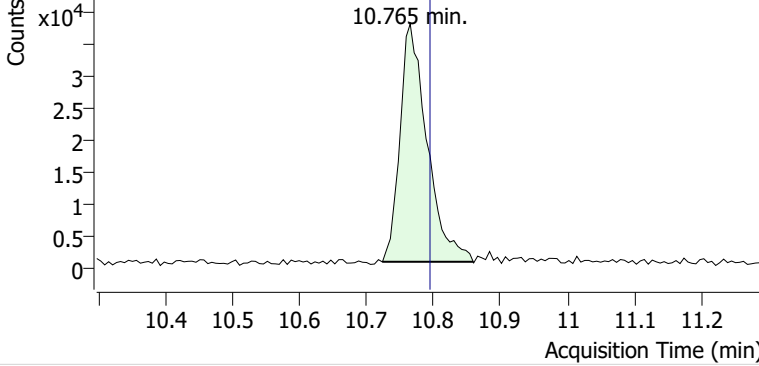


+ Scan (10.606-10.806 min, 34 scans) B2407066.D

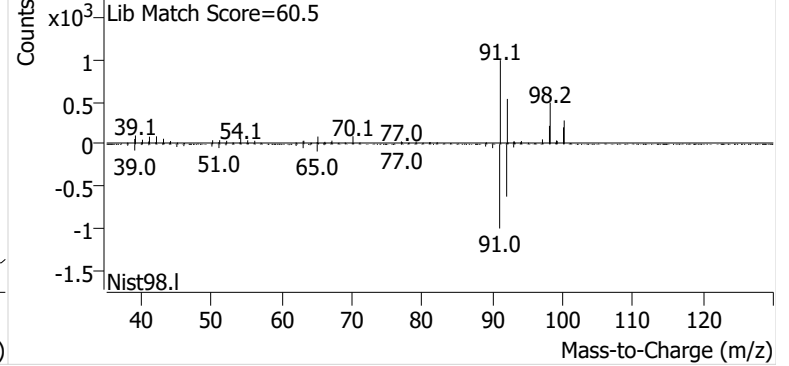


Toluene

+ EIC (91.1) Scan B2407066.D

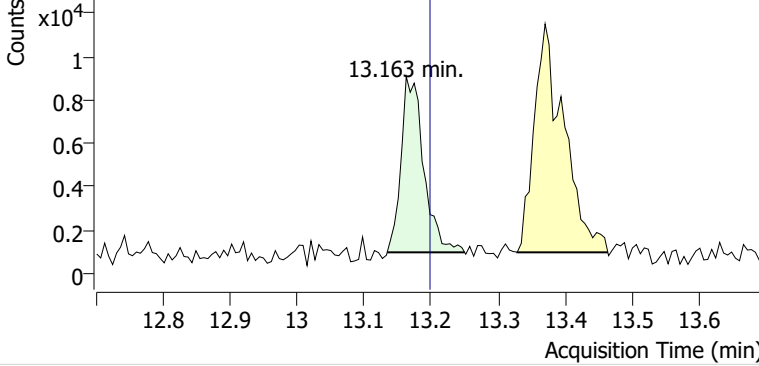


+ Scan (10.723-10.859 min, 22 scans) B2407066.D

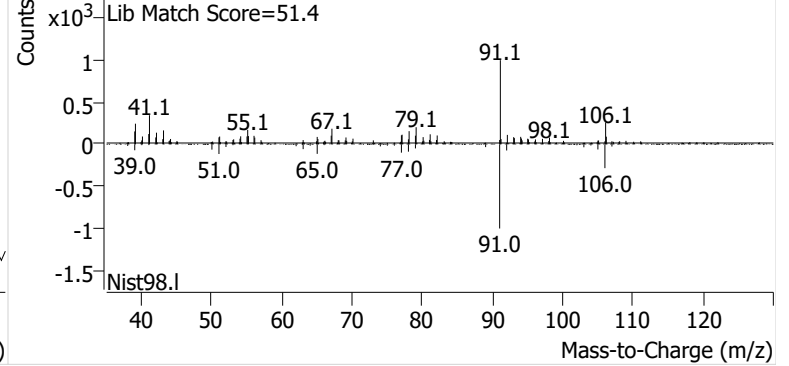


Ethylbenzene

+ EIC (91.1) Scan B2407066.D

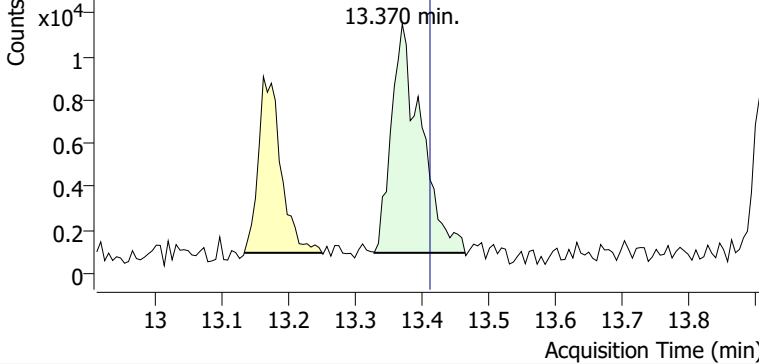


+ Scan (13.134-13.250 min, 19 scans) B2407066.D

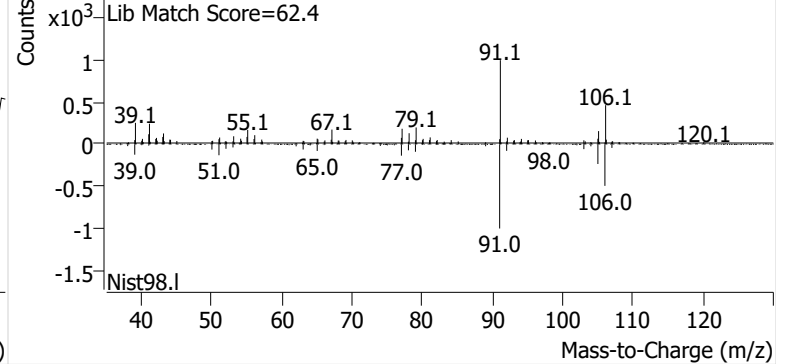


m-/p-Xylenes

+ EIC (91.1) Scan B2407066.D

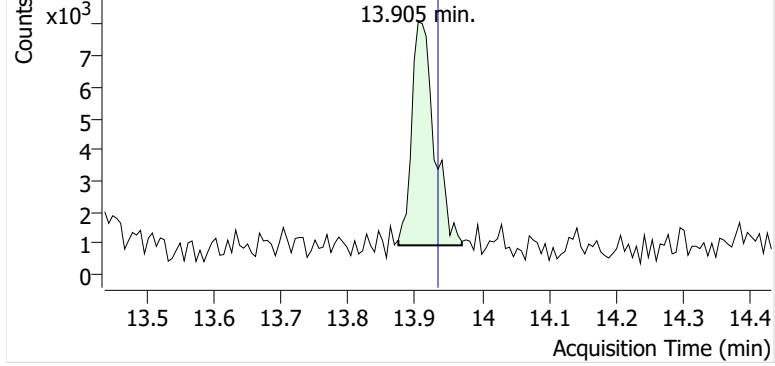


+ Scan (13.329-13.464 min, 23 scans) B2407066.D

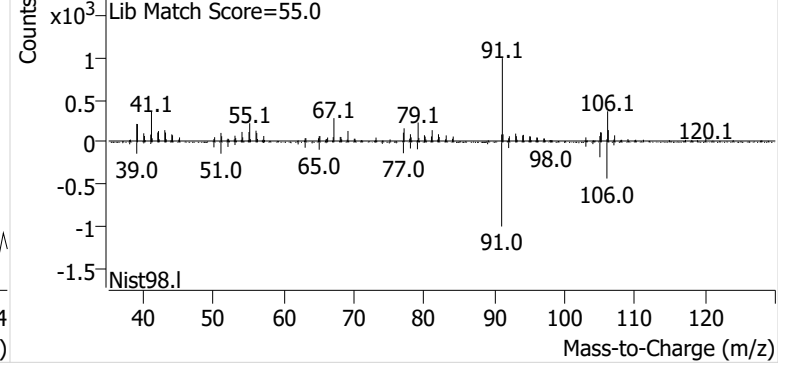


o-Xylene

+ EIC (91.1) Scan B2407066.D

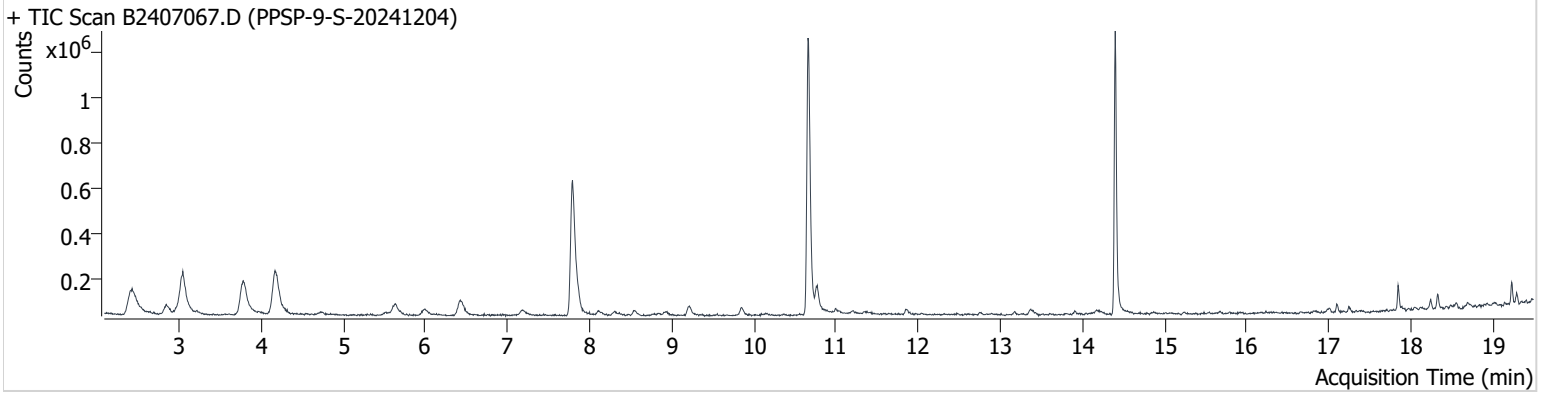


+ Scan (13.875-13.970 min, 17 scans) B2407066.D



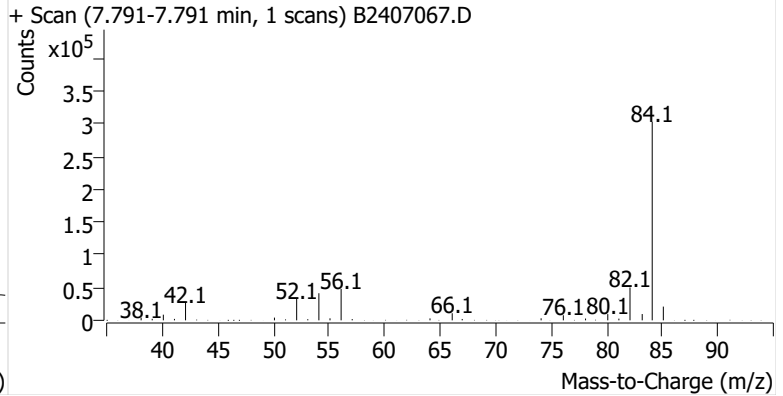
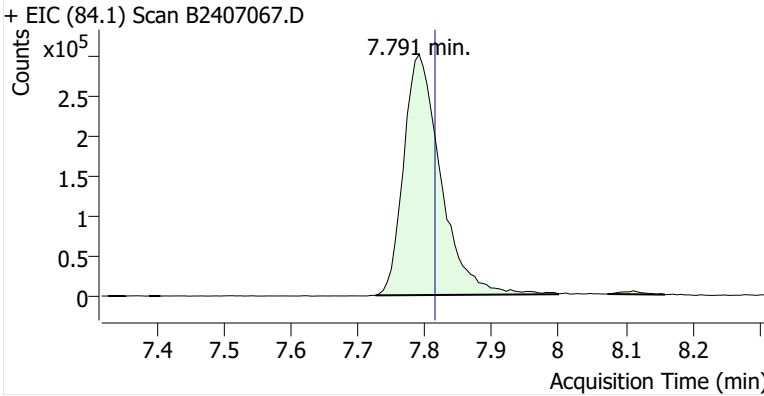
Name PPSP-9-S-20241204
Comment B48681
Data File B2407067.D
Acq. Date-Time 12/21/2024 4:27:44 PM
Acq. Method File M325B-TD
Tube Sorbent Carbopack X
Analyze Quant Version 12.1
Report Quant Version 12.1

Sample Chromatogram

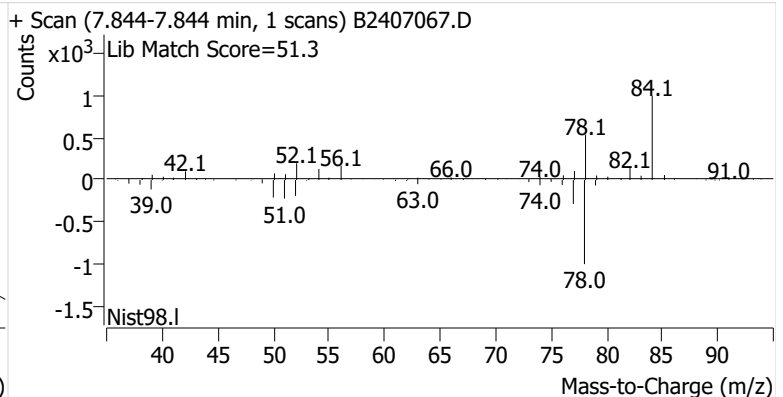
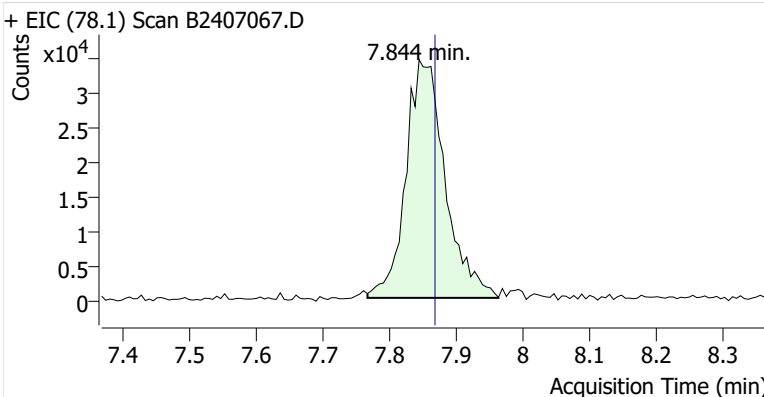


Name	ISTD	RT	ICAL RT	Resp.	Int. Flag
benzene-d6 (IS)		7.791	7.815	1,168,009	
Benzene	benzene-d6 (IS)	7.844	7.868	139,953	
Toluene-d8 (IS)		10.664	10.693	1,348,912	
Toluene	Toluene-d8 (IS)	10.771	10.794	116,600	
Ethylbenzene	Toluene-d8 (IS)	13.168	13.198	11,931	
m-/p-Xylenes	Toluene-d8 (IS)	13.364	13.412	28,743	
o-Xylene	Toluene-d8 (IS)	13.904	13.934	12,014	

benzene-d6 (IS)

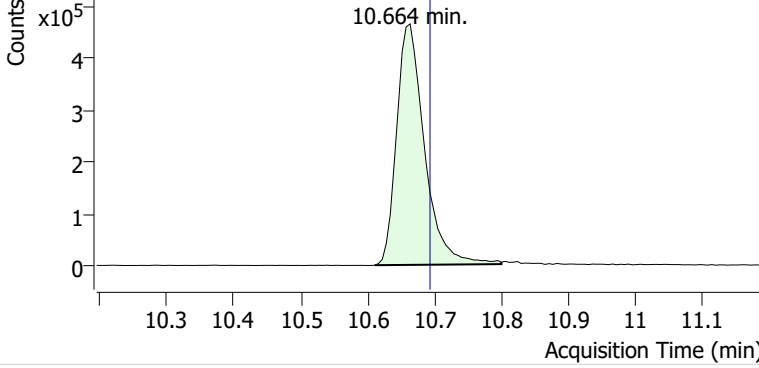


Benzene

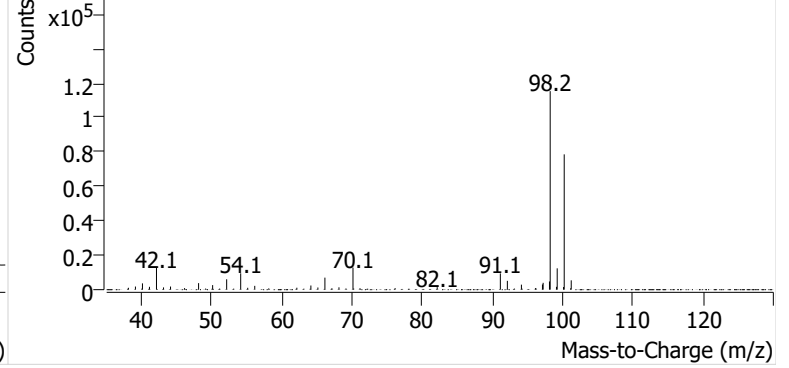


Toluene-d8 (IS)

+ EIC (98.1) Scan B2407067.D

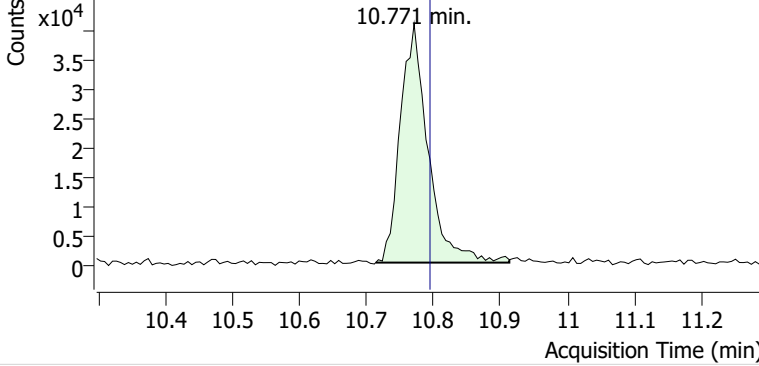


+ Scan (10.611-10.800 min, 32 scans) B2407067.D

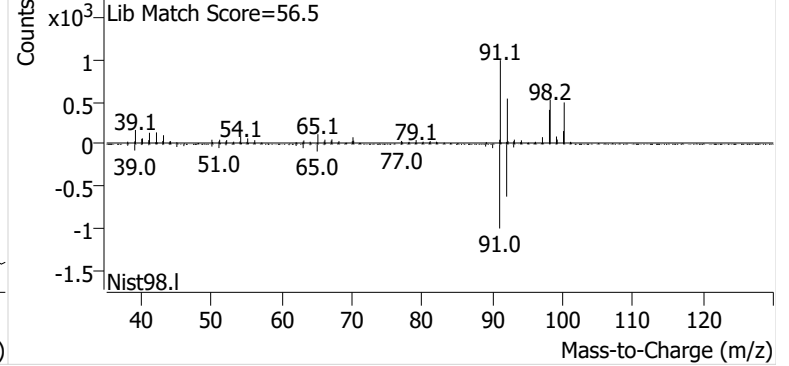


Toluene

+ EIC (91.1) Scan B2407067.D

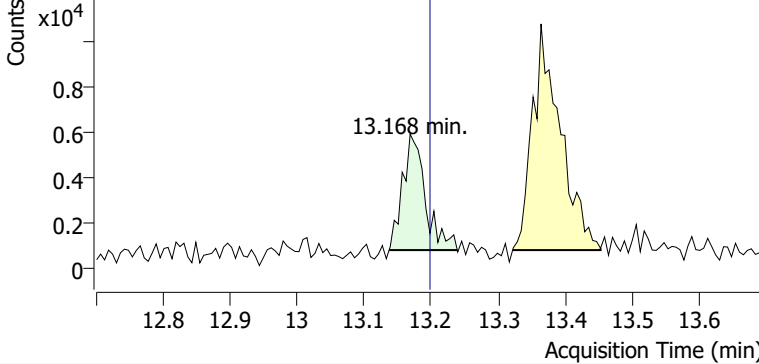


+ Scan (10.713-10.913 min, 34 scans) B2407067.D

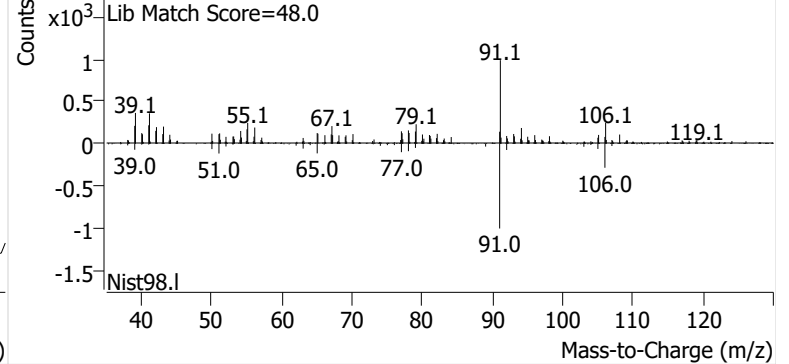


Ethylbenzene

+ EIC (91.1) Scan B2407067.D

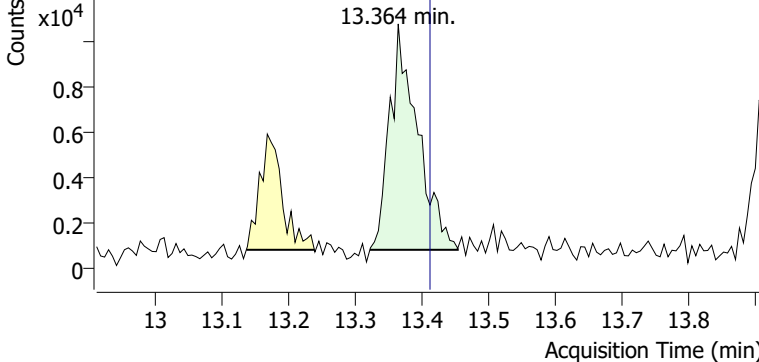


+ Scan (13.137-13.239 min, 17 scans) B2407067.D

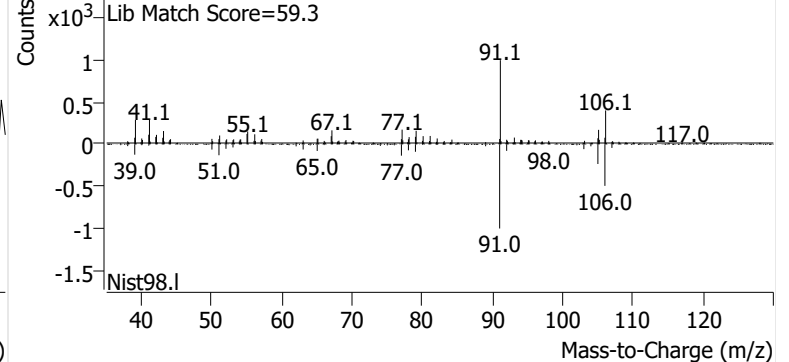


m-/p-Xylenes

+ EIC (91.1) Scan B2407067.D

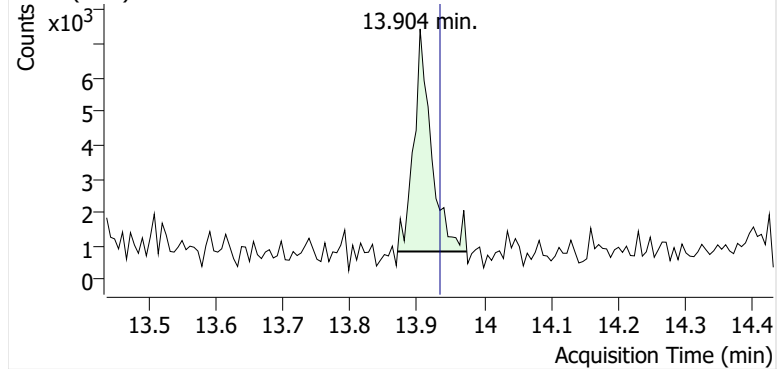


+ Scan (13.322-13.453 min, 23 scans) B2407067.D

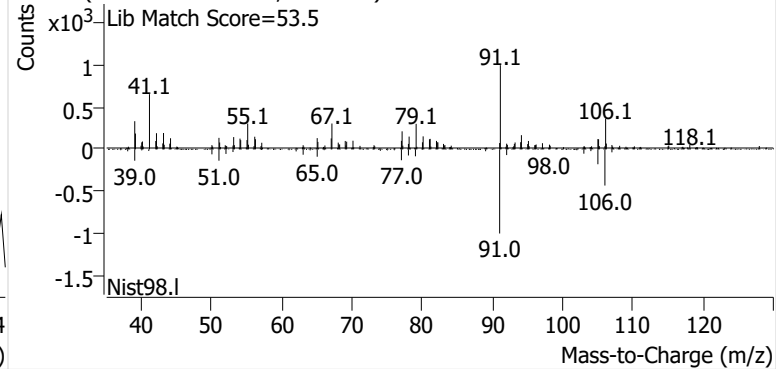


o-Xylene

+ EIC (91.1) Scan B2407067.D

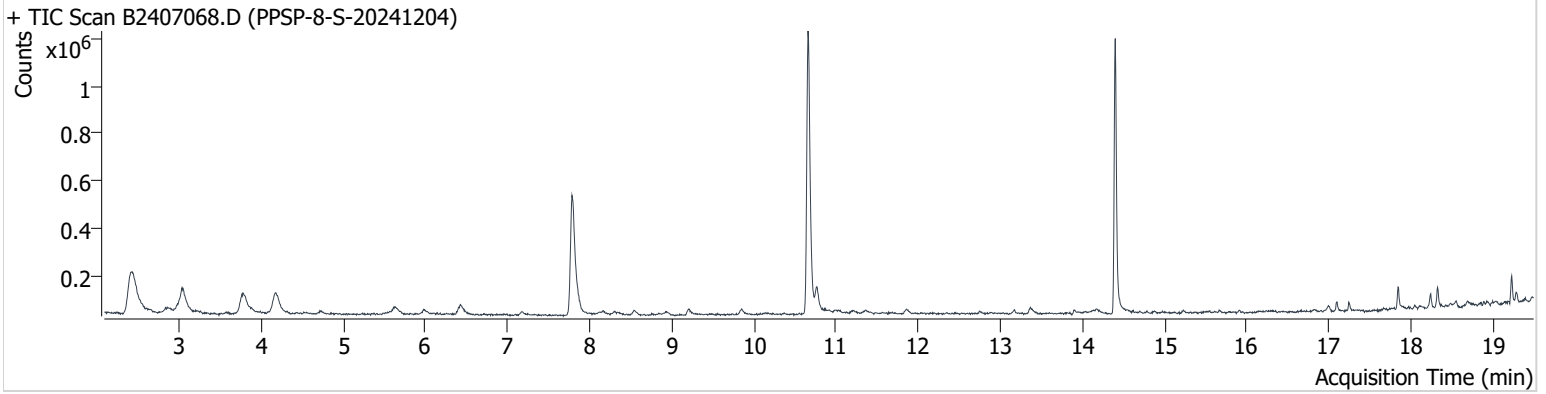


+ Scan (13.871-13.974 min, 17 scans) B2407067.D



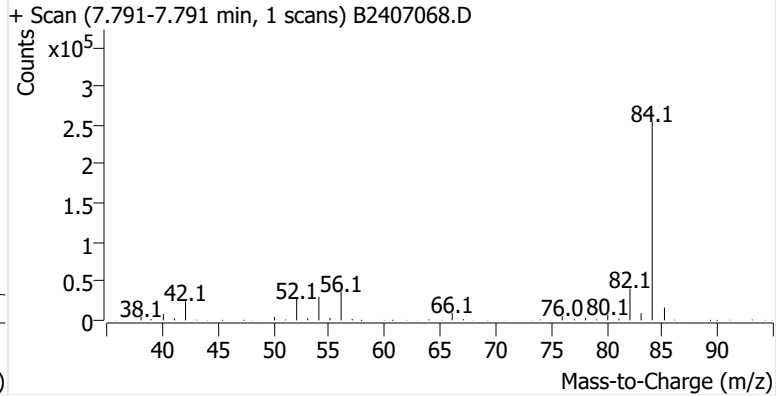
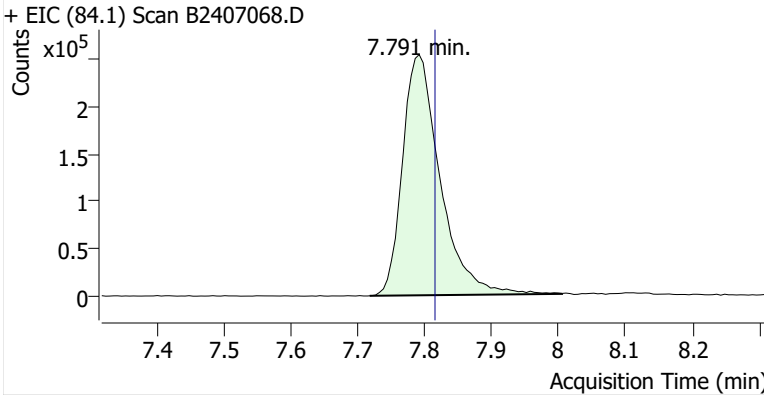
Name PPSP-8-S-20241204
Comment C40129
Data File B2407068.D
Acq. Date-Time 12/21/2024 5:05:05 PM
Acq. Method File M325B-TD
Tube Sorbent Carbopack X
Analyze Quant Version 12.1
Report Quant Version 12.1

Sample Chromatogram

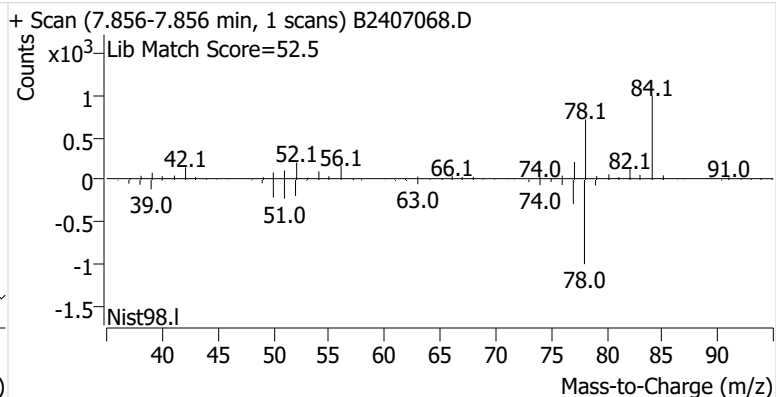
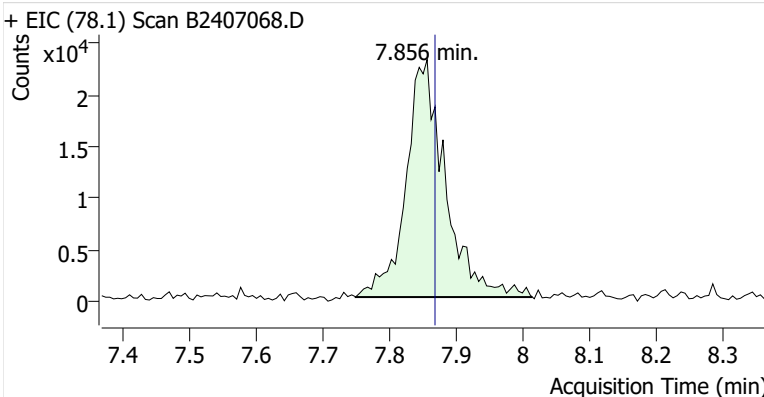


Name	ISTD	RT	ICAL RT	Resp.	Int. Flag
benzene-d6 (IS)		7.791	7.815	990,775	
Benzene	benzene-d6 (IS)	7.856	7.868	94,103	
Toluene-d8 (IS)		10.658	10.693	1,271,904	
Toluene	Toluene-d8 (IS)	10.765	10.794	95,556	
Ethylbenzene	Toluene-d8 (IS)	13.169	13.198	14,184	
m-/p-Xylenes	Toluene-d8 (IS)	13.364	13.412	28,368	
o-Xylene	Toluene-d8 (IS)	13.905	13.934	11,255	

benzene-d6 (IS)

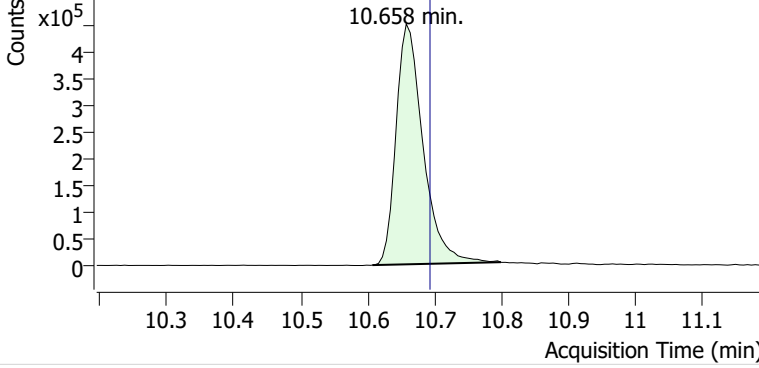


Benzene

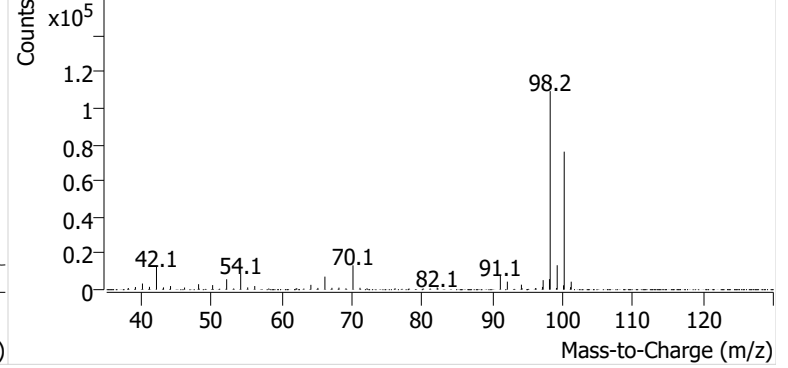


Toluene-d8 (IS)

+ EIC (98.1) Scan B2407068.D

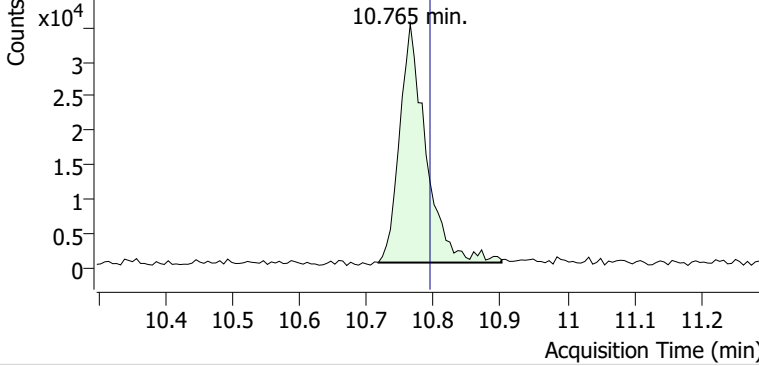


+ Scan (10.607-10.800 min, 32 scans) B2407068.D

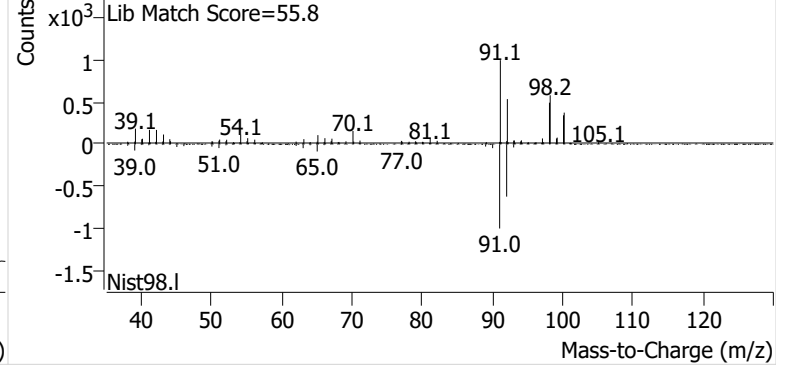


Toluene

+ EIC (91.1) Scan B2407068.D

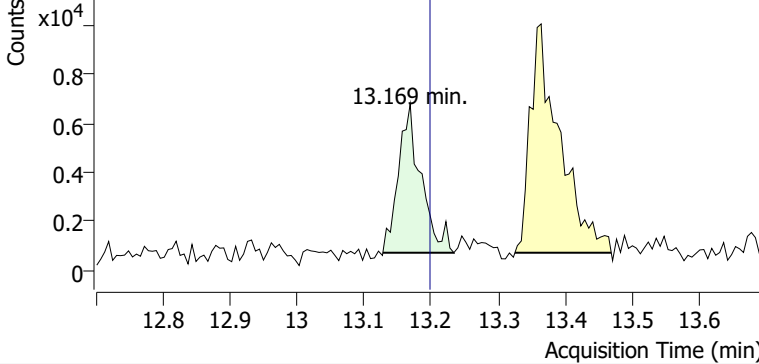


+ Scan (10.717-10.901 min, 32 scans) B2407068.D

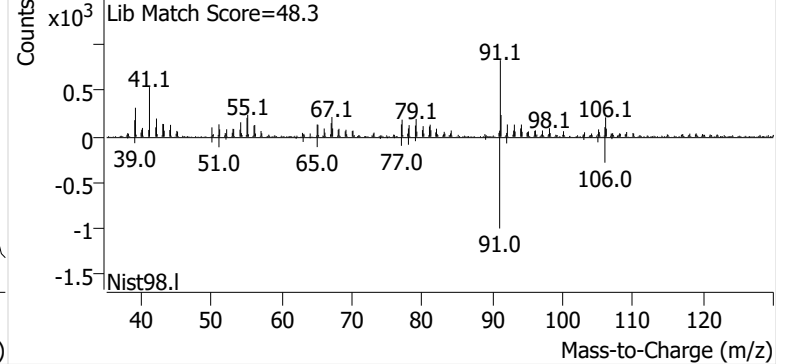


Ethylbenzene

+ EIC (91.1) Scan B2407068.D

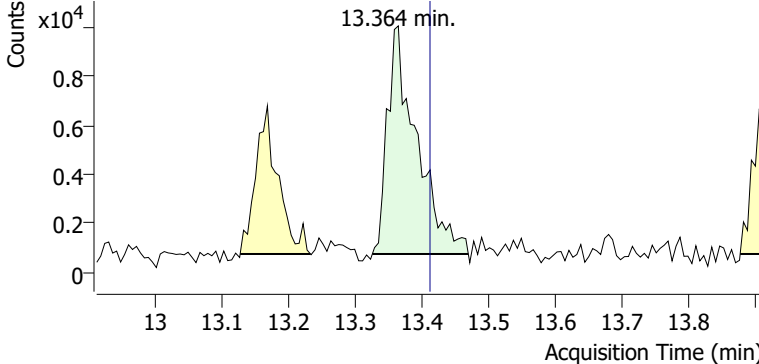


+ Scan (13.128-13.234 min, 18 scans) B2407068.D

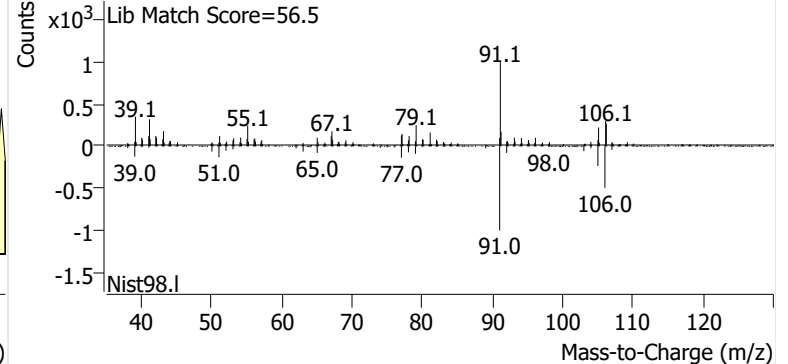


m-/p-Xylenes

+ EIC (91.1) Scan B2407068.D

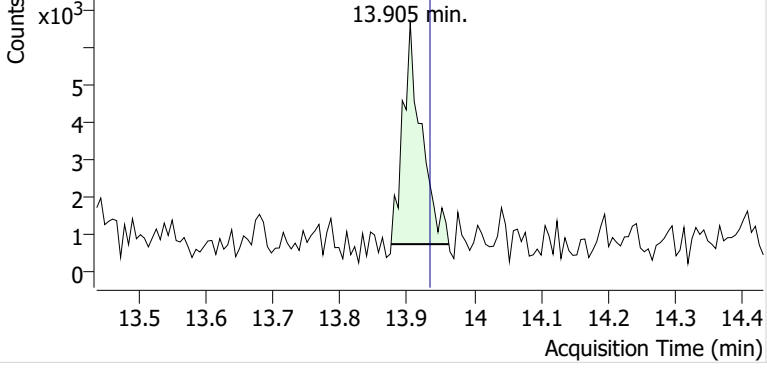


+ Scan (13.326-13.469 min, 24 scans) B2407068.D

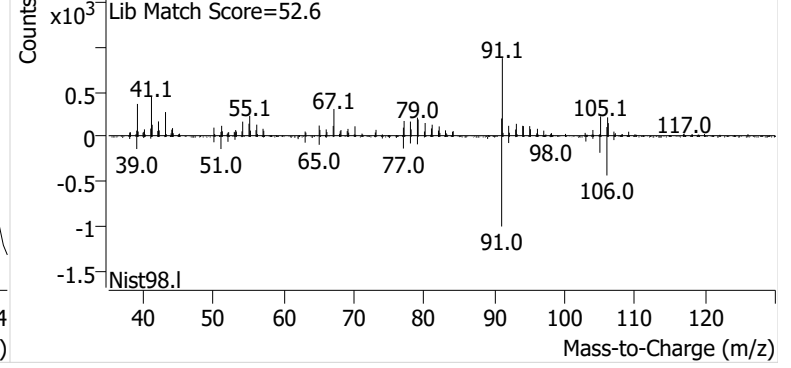


o-Xylene

+ EIC (91.1) Scan B2407068.D

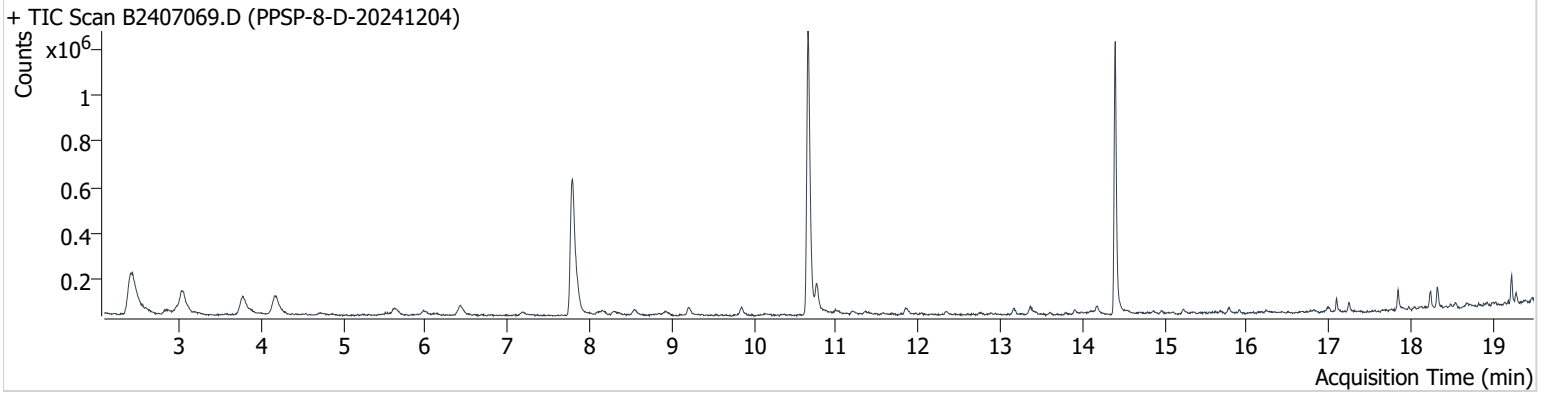


+ Scan (13.876-13.962 min, 14 scans) B2407068.D



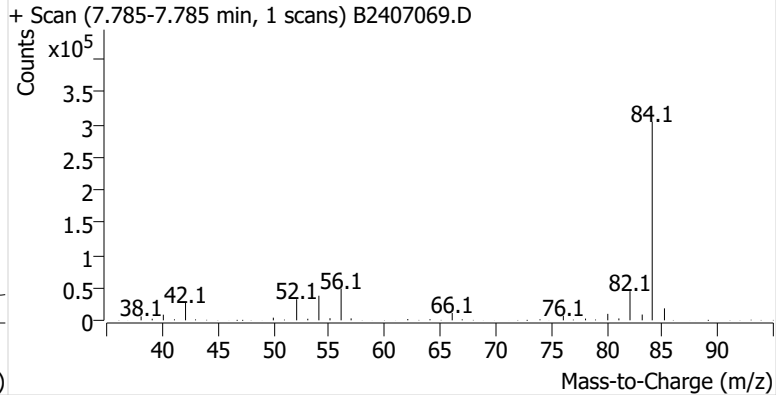
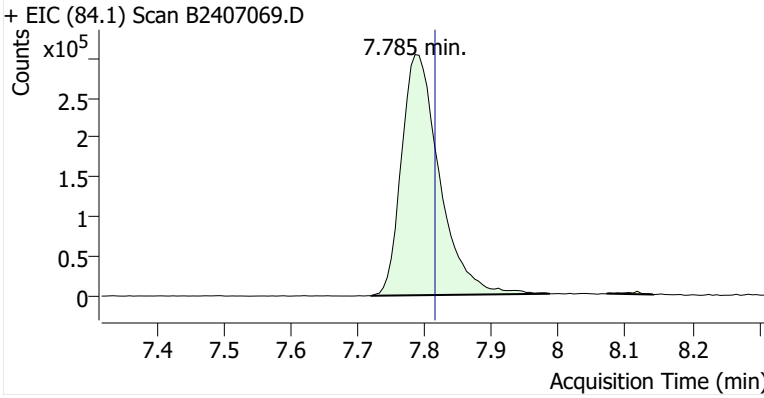
Name PPSP-8-D-20241204
Comment C40598
Data File B2407069.D
Acq. Date-Time 12/21/2024 5:42:26 PM
Acq. Method File M325B-TD
Tube Sorbent Carbopack X
Analyze Quant Version 12.1
Report Quant Version 12.1

Sample Chromatogram

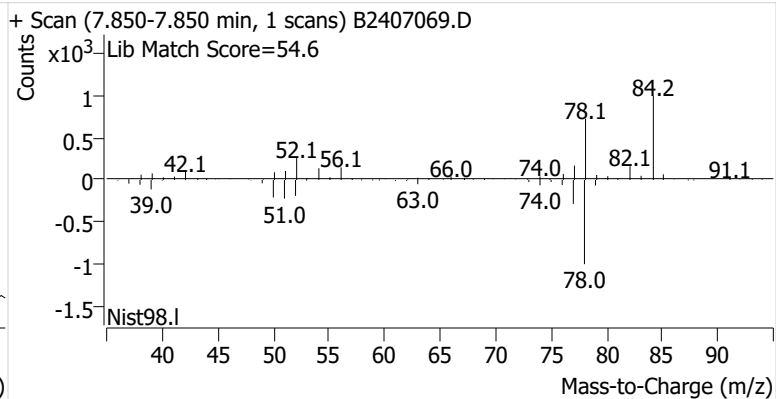
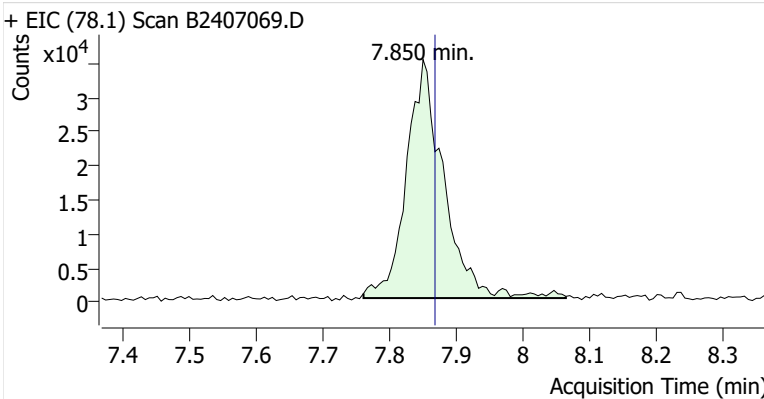


Name	ISTD	RT	ICAL RT	Resp.	Int. Flag
benzene-d6 (IS)		7.785	7.815	1,201,586	
Benzene	benzene-d6 (IS)	7.850	7.868	136,645	
Toluene-d8 (IS)		10.658	10.693	1,361,210	
Toluene	Toluene-d8 (IS)	10.765	10.794	121,867	
Ethylbenzene	Toluene-d8 (IS)	13.162	13.198	31,000	
m-/p-Xylenes	Toluene-d8 (IS)	13.358	13.412	36,984	
o-Xylene	Toluene-d8 (IS)	13.904	13.934	16,761	

benzene-d6 (IS)

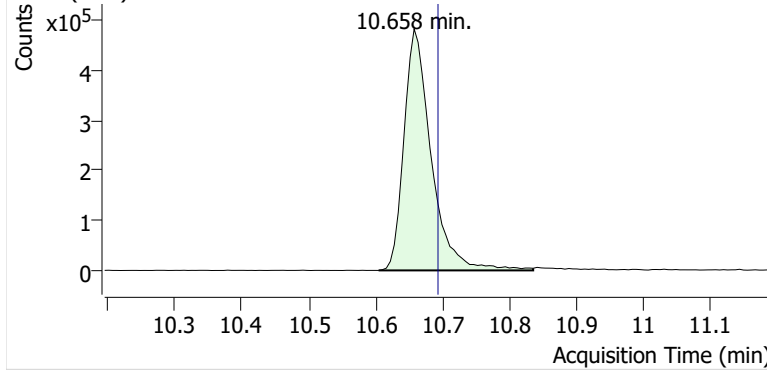


Benzene

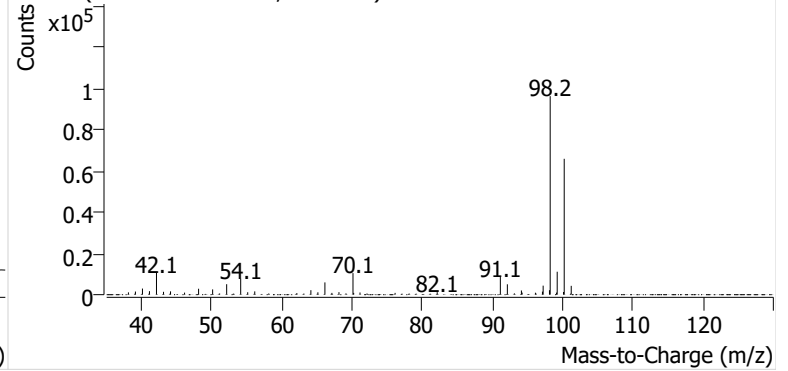


Toluene-d8 (IS)

+ EIC (98.1) Scan B2407069.D

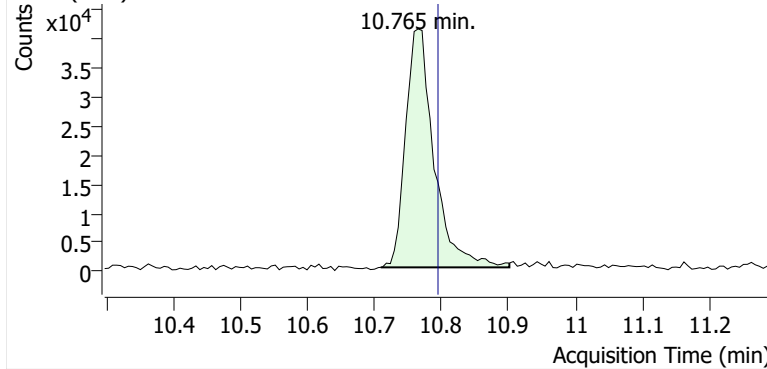


+ Scan (10.605-10.836 min, 39 scans) B2407069.D

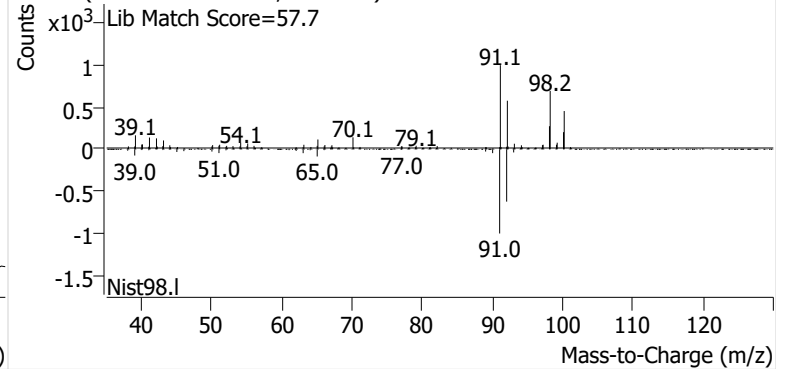


Toluene

+ EIC (91.1) Scan B2407069.D

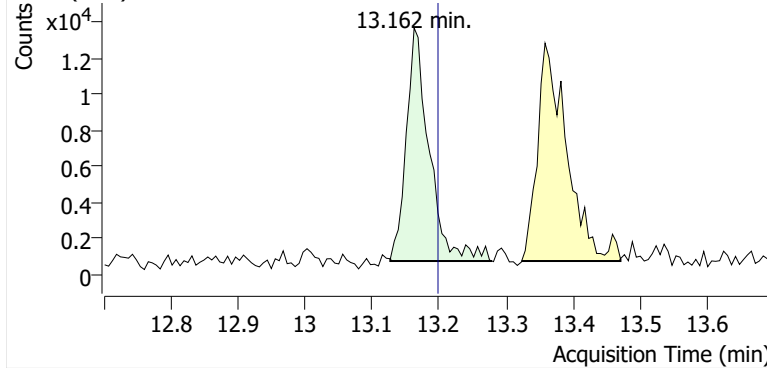


+ Scan (10.709-10.901 min, 33 scans) B2407069.D

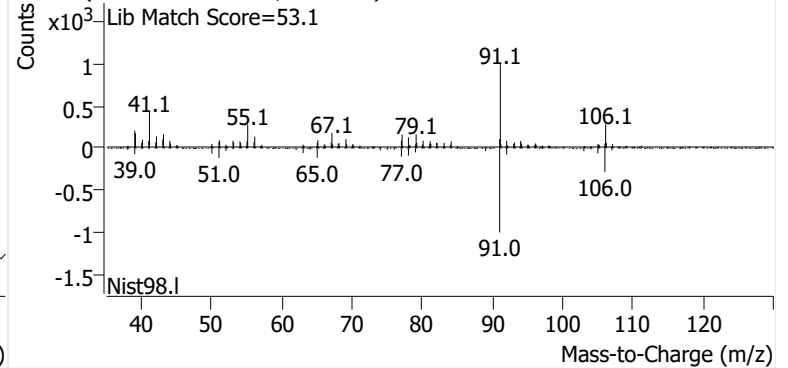


Ethylbenzene

+ EIC (91.1) Scan B2407069.D

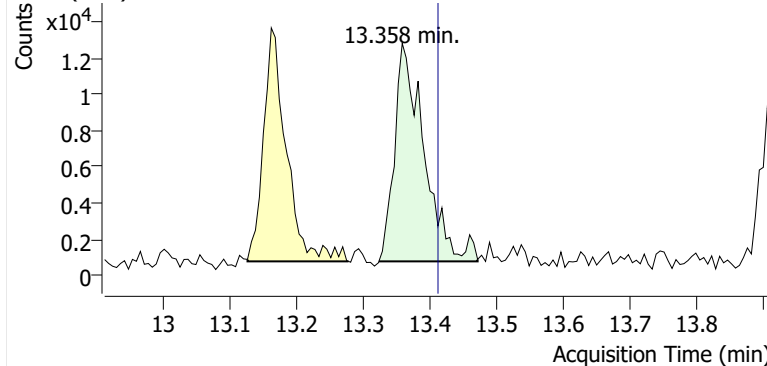


+ Scan (13.127-13.279 min, 26 scans) B2407069.D

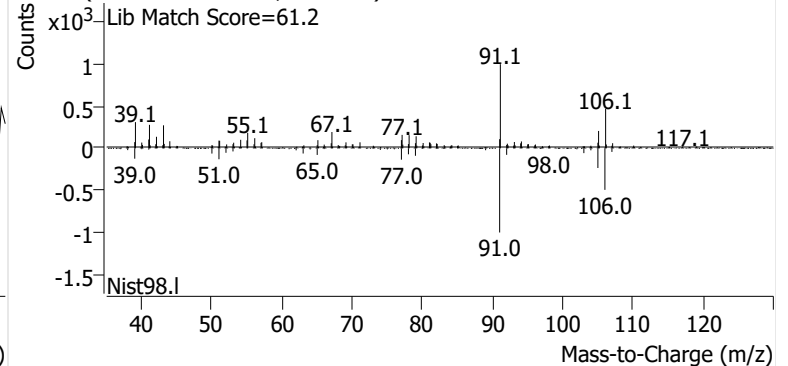


m-/p-Xylenes

+ EIC (91.1) Scan B2407069.D

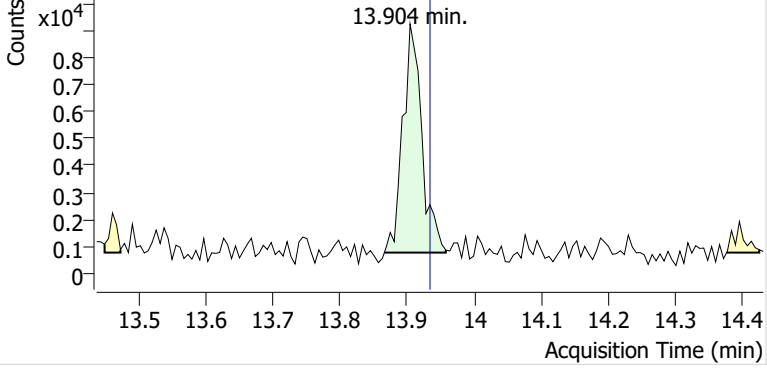


+ Scan (13.323-13.471 min, 25 scans) B2407069.D

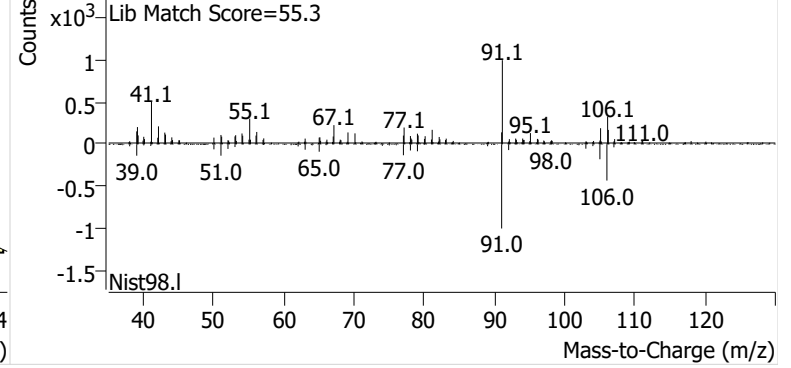


o-Xylene

+ EIC (91.1) Scan B2407069.D

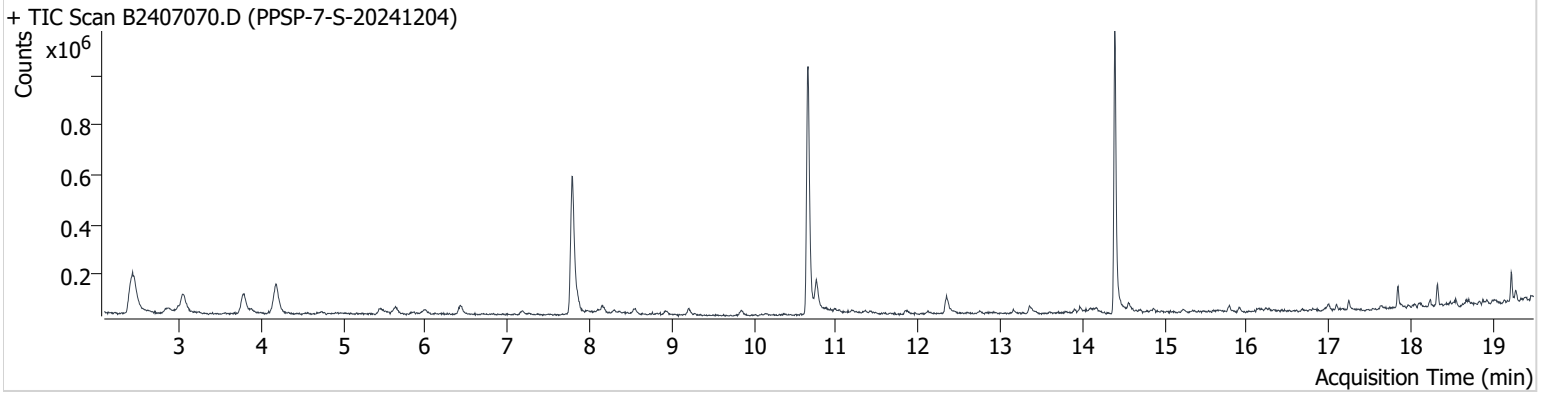


+ Scan (13.866-13.958 min, 16 scans) B2407069.D



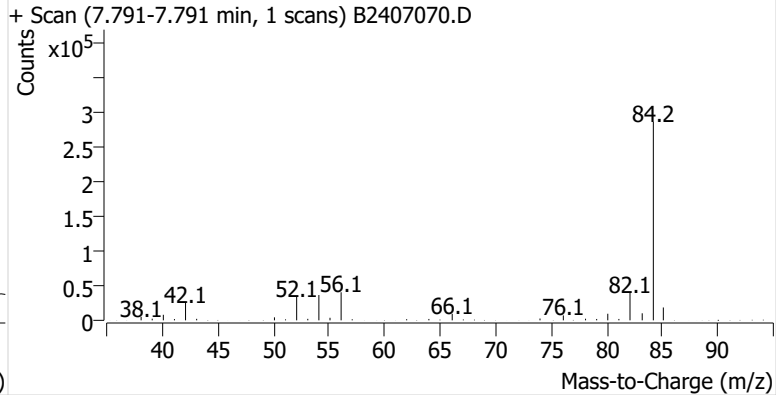
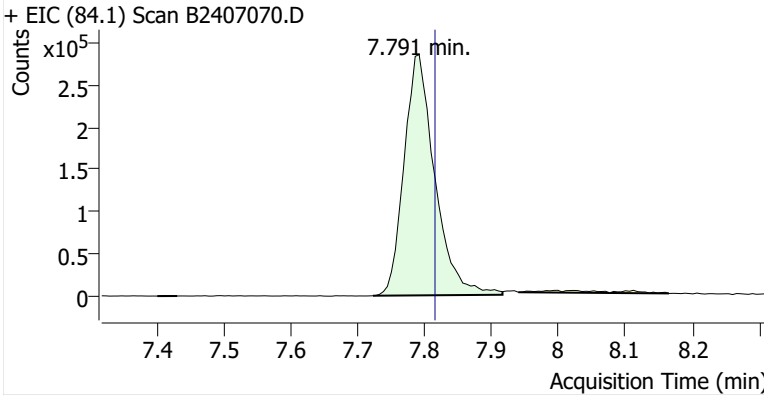
Name PPSP-7-S-20241204
Comment C56838
Data File B2407070.D
Acq. Date-Time 12/21/2024 6:19:48 PM
Acq. Method File M325B-TD
Tube Sorbent Carbopack X
Analyze Quant Version 12.1
Report Quant Version 12.1

Sample Chromatogram

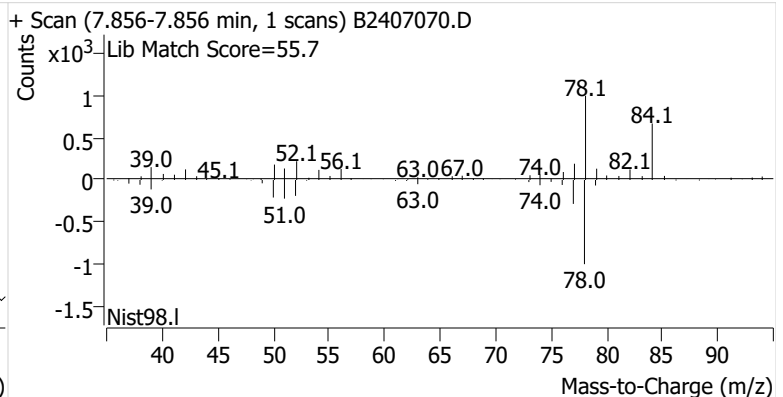
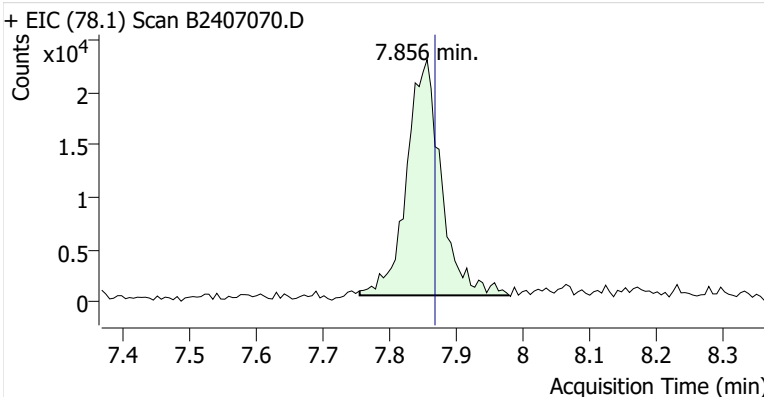


Name	ISTD	RT	ICAL RT	Resp.	Int. Flag
benzene-d6 (IS)		7.791	7.815	911,587	
Benzene	benzene-d6 (IS)	7.856	7.868	81,186	
Toluene-d8 (IS)		10.652	10.693	1,044,501	
Toluene	Toluene-d8 (IS)	10.759	10.794	95,664	
Ethylbenzene	Toluene-d8 (IS)	13.157	13.198	14,464	
m-/p-Xylenes	Toluene-d8 (IS)	13.353	13.412	31,840	
o-Xylene	Toluene-d8 (IS)	13.899	13.934	14,318	

benzene-d6 (IS)

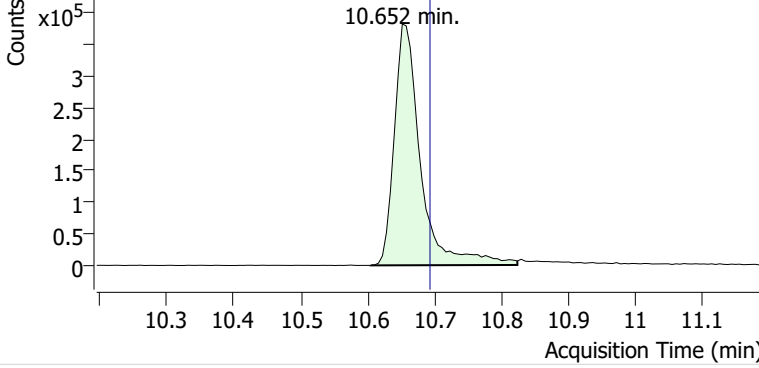


Benzene

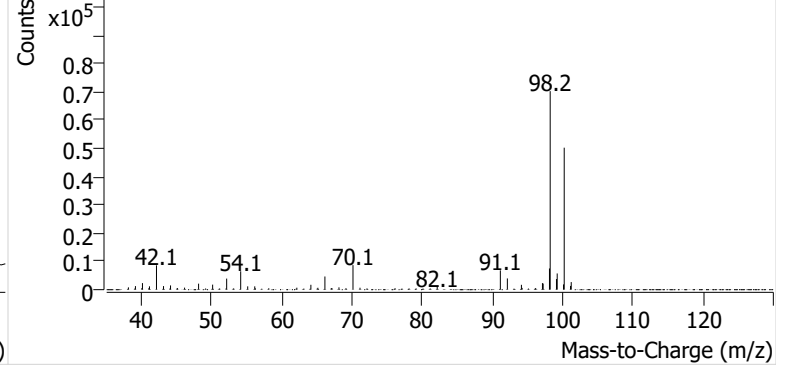


Toluene-d8 (IS)

+ EIC (98.1) Scan B2407070.D

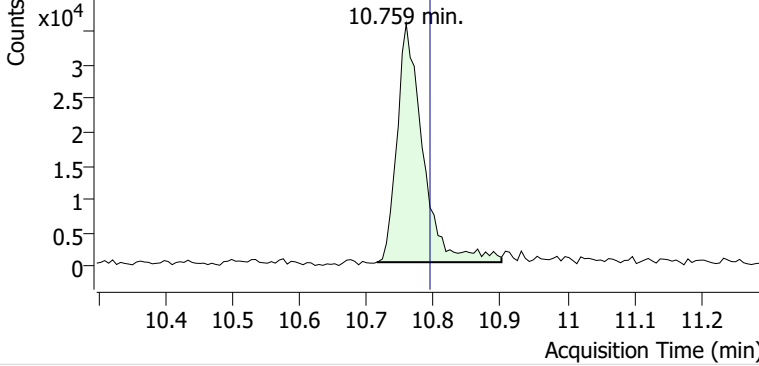


+ Scan (10.604-10.824 min, 38 scans) B2407070.D

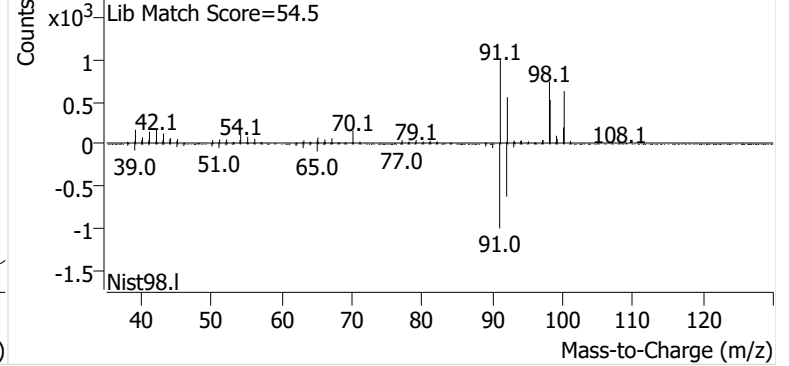


Toluene

+ EIC (91.1) Scan B2407070.D

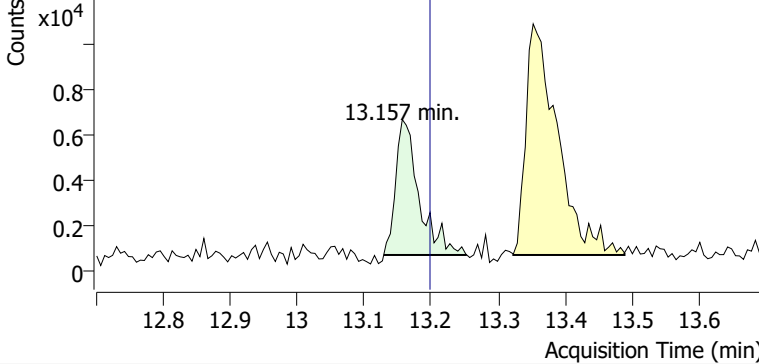


+ Scan (10.715-10.901 min, 32 scans) B2407070.D

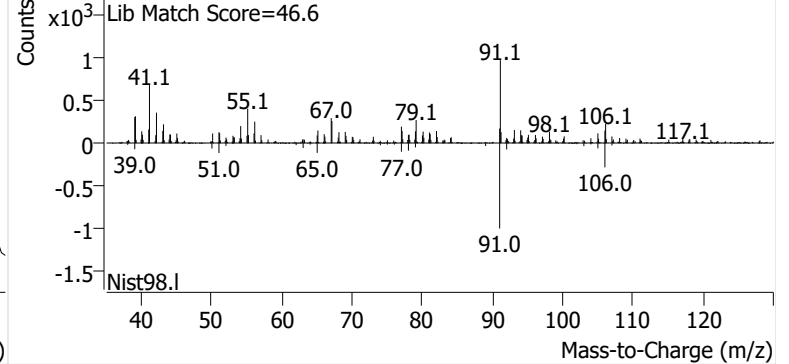


Ethylbenzene

+ EIC (91.1) Scan B2407070.D

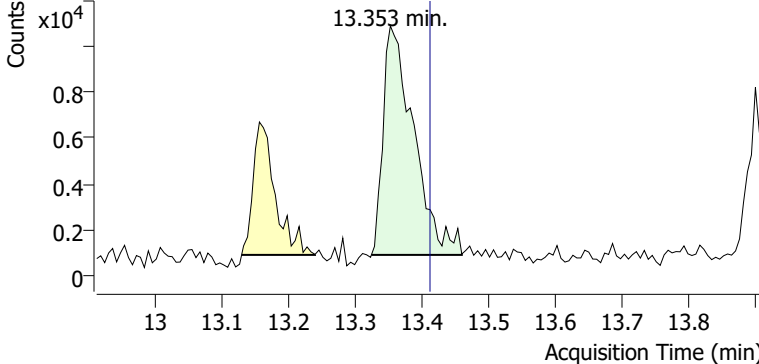


+ Scan (13.129-13.253 min, 21 scans) B2407070.D

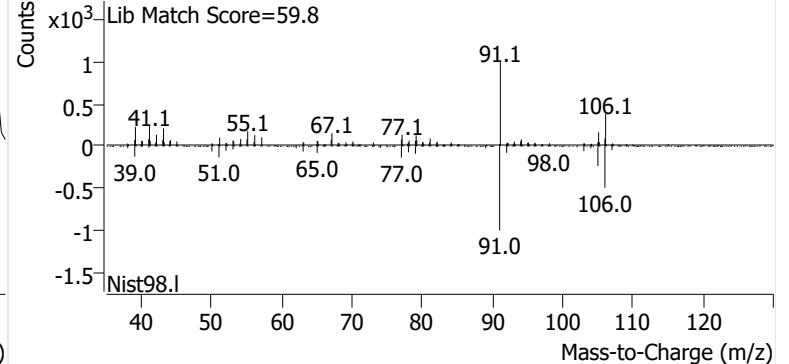


m-/p-Xylenes

+ EIC (91.1) Scan B2407070.D

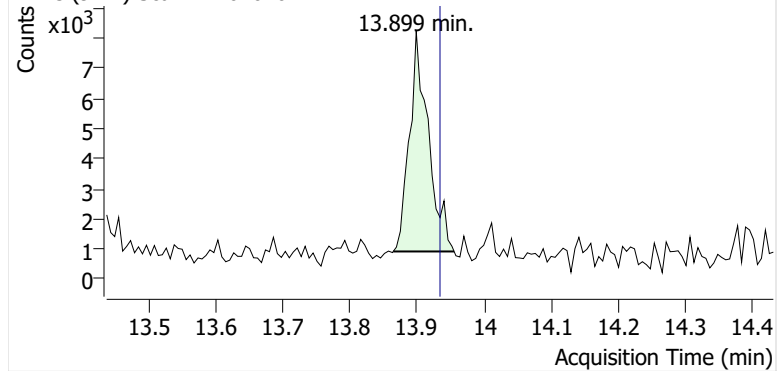


+ Scan (13.324-13.459 min, 23 scans) B2407070.D

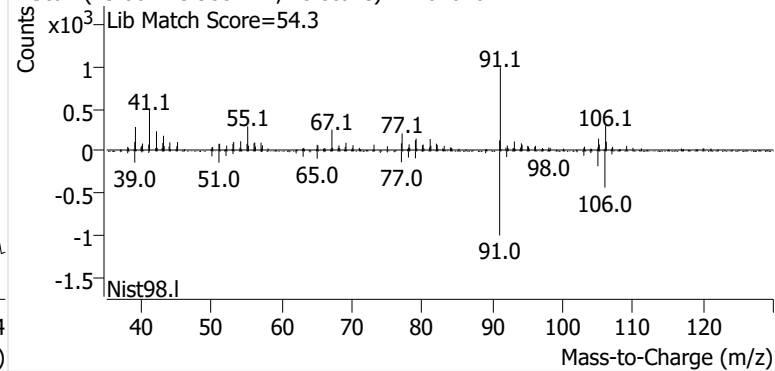


o-Xylene

+ EIC (91.1) Scan B2407070.D



+ Scan (13.864-13.955 min, 15 scans) B2407070.D



Calibration Summary Reports



Enthalpy Analytical

Company: Power Engineers, Inc.

Job No.: 2024FW406-1 EPA Method 325B Analysis

Site: Portland Pipeline - S Portland, ME

Benzene Calibration and Blanks

Sample Code	Type	RRF	ICAL RRF	Last CCV RRF	RRF Change	ISTD Change vs ICal	ISTD Change vs Concal	Pass/Fail	Flags
M325B CCV 5	Cal	0.938	0.987	0.938	-4.9%	16%		Pass	
2024FW406 Method Blank-1	Blank		0.987	0.938			1.7%	Pass	ND
M325B CCV 5	Check	0.934	0.987	0.938	-5.3%		-0.098%	Pass	
M325B CCV 5	Check	0.947	0.987	0.938	-4.0%		-0.43%	Pass	

Ethylbenzene Calibration and Blanks

Sample Code	Type	RRF	ICAL RRF	Last CCV RRF	RRF Change	ISTD Change vs ICal	ISTD Change vs Concal	Pass/Fail	Flags
M325B CCV 5	Cal	1.190	1.296	1.190	-8.2%	21%		Pass	
2024FW406 Method Blank-1	Blank		1.296	1.190			-0.53%	Pass	ND
M325B CCV 5	Check	1.344	1.296	1.190	3.7%		-2.2%	Pass	
M325B CCV 5	Check	1.124	1.296	1.190	-13%		-0.81%	Pass	

m-/p-Xylenes Calibration and Blanks

Sample Code	Type	RRF	ICAL RRF	Last CCV RRF	RRF Change	ISTD Change vs ICal	ISTD Change vs Concal	Pass/Fail	Flags
M325B CCV 5	Cal	0.879	0.897	0.879	-2.0%	21%		Pass	
2024FW406 Method Blank-1	Blank		0.897	0.879			-0.53%	Pass	ND
M325B CCV 5	Check	0.948	0.897	0.879	5.7%		-2.2%	Pass	
M325B CCV 5	Check	0.847	0.897	0.879	-5.6%		-0.81%	Pass	

o-Xylene Calibration and Blanks

Sample Code	Type	RRF	ICAL RRF	Last CCV RRF	RRF Change	ISTD Change vs ICal	ISTD Change vs Concal	Pass/Fail	Flags
M325B CCV 5	Cal	0.930	1.019	0.930	-8.7%	21%		Pass	
2024FW406 Method Blank-1	Blank		1.019	0.930			-0.53%	Pass	ND
M325B CCV 5	Check	1.036	1.019	0.930	1.7%		-2.2%	Pass	
M325B CCV 5	Check	0.903	1.019	0.930	-11%		-0.81%	Pass	

Toluene Calibration and Blanks

Sample Code	Type	RRF	ICAL RRF	Last CCV RRF	RRF Change	ISTD Change vs ICal	ISTD Change vs Concal	Pass/Fail	Flags
M325B CCV 5	Cal	1.072	1.159	1.072	-7.5%	21%		Pass	
2024FW406 Method Blank-1	Blank		1.159	1.072			-0.53%	Pass	ND
M325B CCV 5	Check	1.125	1.159	1.072	-2.9%		-2.2%	Pass	
M325B CCV 5	Check	1.196	1.159	1.072	3.1%		-0.81%	Pass	

Enthalpy Analytical

Company: Power Engineers, Inc.

Job No.: 2024FW406-1 EPA Method 325B Analysis

Site: Portland Pipeline - S Portland, ME

Calibration Curves

Method	Compound	Level	Cal File	Amount (ng)	Area	ISTD Amt (ng)	ISTD Area	RRF	Dev
B101524A_CC233829_BTEX_R2.quantmethod.xml	Benzene	1	B2405433.D	5.25	67834	92.1	1017991	1.169	18%
B101524A_CC233829_BTEX_R2.quantmethod.xml	Benzene	2	B2405434.D	10.49	119788	92.1	1002975	1.048	6.2%
B101524A_CC233829_BTEX_R2.quantmethod.xml	Benzene	3	B2405435.D	20.99	224542	92.1	1027453	0.959	-2.8%
B101524A_CC233829_BTEX_R2.quantmethod.xml	Benzene	4	B2405436.D	41.98	426479	92.1	1001212	0.934	-5.3%
B101524A_CC233829_BTEX_R2.quantmethod.xml	Benzene	5	B2405437.D	104.95	1090357	92.1	1033283	0.926	-6.2%
B101524A_CC233829_BTEX_R2.quantmethod.xml	Benzene	6	B2405438.D	209.90	2255330	92.1	1037385	0.954	-3.4%
B101524A_CC233829_BTEX_R2.quantmethod.xml	Benzene	7	B2405439.D	629.69	6516173	92.1	1038243	0.918	-7.0%
						Avg:	1022649	0.987	
						%RSD:	1.5%	9.3%	
B101524A_CC233829_BTEX_R2.quantmethod.xml	Ethylbenzene	1	B2405433.D	5.39	69407	108.6	1111290	1.258	-3.0%
B101524A_CC233829_BTEX_R2.quantmethod.xml	Ethylbenzene	2	B2405434.D	10.79	148861	108.6	1123086	1.335	3.0%
B101524A_CC233829_BTEX_R2.quantmethod.xml	Ethylbenzene	3	B2405435.D	21.57	285927	108.6	1114502	1.292	-0.35%
B101524A_CC233829_BTEX_R2.quantmethod.xml	Ethylbenzene	4	B2405436.D	43.14	557352	108.6	1103046	1.272	-1.9%
B101524A_CC233829_BTEX_R2.quantmethod.xml	Ethylbenzene	5	B2405437.D	107.86	1465224	108.6	1158242	1.274	-1.7%
B101524A_CC233829_BTEX_R2.quantmethod.xml	Ethylbenzene	6	B2405438.D	215.72	3132137	108.6	1166167	1.352	4.3%
B101524A_CC233829_BTEX_R2.quantmethod.xml	Ethylbenzene	7	B2405439.D	647.17	9229537	108.6	1199921	1.291	-0.41%
						Avg:	1139465	1.296	
						%RSD:	3.2%	2.7%	

Enthalpy Analytical

Company: Power Engineers, Inc.

Job No.: 2024FW406-1 EPA Method 325B Analysis

Site: Portland Pipeline - S Portland, ME

Calibration Curves

Method	Compound	Level	Cal File	Amount (ng)	Area	ISTD Amt (ng)	ISTD Area	RRF	Dev
B101524A_CC233829_BTEX_R2.quantmethod.xml	m-/p-Xylenes	1	B2405433.D	5.43	35940	108.6	1111290	0.647	-28%
B101524A_CC233829_BTEX_R2.quantmethod.xml	m-/p-Xylenes	2	B2405434.D	10.86	100559	108.6	1123086	0.896	-0.11%
B101524A_CC233829_BTEX_R2.quantmethod.xml	m-/p-Xylenes	3	B2405435.D	21.71	229053	108.6	1114502	1.028	15%
B101524A_CC233829_BTEX_R2.quantmethod.xml	m-/p-Xylenes	4	B2405436.D	43.43	383206	108.6	1103046	0.869	-3.1%
B101524A_CC233829_BTEX_R2.quantmethod.xml	m-/p-Xylenes	5	B2405437.D	108.57	1008714	108.6	1158242	0.871	-2.8%
B101524A_CC233829_BTEX_R2.quantmethod.xml	m-/p-Xylenes	6	B2405438.D	217.14	2286065	108.6	1166167	0.981	9.3%
B101524A_CC233829_BTEX_R2.quantmethod.xml	m-/p-Xylenes	7	B2405439.D	651.41	7093172	108.6	1199921	0.986	9.9%
						Avg:	1139465	0.897	
						%RSD:	3.2%	14%	
B101524A_CC233829_BTEX_R2.quantmethod.xml	o-Xylene	1	B2405433.D	5.46	44125	108.6	1111290	0.790	-22%
B101524A_CC233829_BTEX_R2.quantmethod.xml	o-Xylene	2	B2405434.D	10.92	115078	108.6	1123086	1.020	0.093%
B101524A_CC233829_BTEX_R2.quantmethod.xml	o-Xylene	3	B2405435.D	21.83	243713	108.6	1114502	1.088	6.8%
B101524A_CC233829_BTEX_R2.quantmethod.xml	o-Xylene	4	B2405436.D	43.67	464539	108.6	1103046	1.048	2.8%
B101524A_CC233829_BTEX_R2.quantmethod.xml	o-Xylene	5	B2405437.D	109.16	1171419	108.6	1158242	1.006	-1.2%
B101524A_CC233829_BTEX_R2.quantmethod.xml	o-Xylene	6	B2405438.D	218.33	2563847	108.6	1166167	1.094	7.4%
B101524A_CC233829_BTEX_R2.quantmethod.xml	o-Xylene	7	B2405439.D	654.98	7849647	108.6	1199921	1.085	6.5%
						Avg:	1139465	1.019	
						%RSD:	3.2%	10%	

Enthalpy Analytical

Company: Power Engineers, Inc.

Job No.: 2024FW406-1 EPA Method 325B Analysis

Site: Portland Pipeline - S Portland, ME

Calibration Curves

Method	Compound	Level	Cal File	Amount (ng)	Area	ISTD Amt (ng)	ISTD Area	RRF	Dev
B101524A_CC233829_BTEX_R2.quantmethod.xml	Toluene	1	B2405433.D	5.45	72719	108.6	1111290	1.304	13%
B101524A_CC233829_BTEX_R2.quantmethod.xml	Toluene	2	B2405434.D	10.90	135719	108.6	1123086	1.204	3.9%
B101524A_CC233829_BTEX_R2.quantmethod.xml	Toluene	3	B2405435.D	21.80	262769	108.6	1114502	1.175	1.3%
B101524A_CC233829_BTEX_R2.quantmethod.xml	Toluene	4	B2405436.D	43.60	514657	108.6	1103046	1.162	0.28%
B101524A_CC233829_BTEX_R2.quantmethod.xml	Toluene	5	B2405437.D	108.99	1244129	108.6	1158242	1.071	-7.7%
B101524A_CC233829_BTEX_R2.quantmethod.xml	Toluene	6	B2405438.D	217.98	2631364	108.6	1166167	1.124	-3.0%
B101524A_CC233829_BTEX_R2.quantmethod.xml	Toluene	7	B2405439.D	653.93	7759895	108.6	1199921	1.074	-7.3%
						Avg:	1139465	1.159	
						%RSD:	3.2%	7.0%	
B101524A_CC233829_BTEX_R2.quantmethod.xml	Benzene	ICV	B2405440.D	64.23	635831	92.1	1007443	0.905	-8.3%
B101524A_CC233829_BTEX_R2.quantmethod.xml	Ethylbenzene	ICV	B2405440.D	86.24	1135339	108.6	1205392	1.186	-8.5%
B101524A_CC233829_BTEX_R2.quantmethod.xml	m-/p-Xylenes	ICV	B2405440.D	89.77	920735	108.6	1205392	0.924	3.1%
B101524A_CC233829_BTEX_R2.quantmethod.xml	o-Xylene	ICV	B2405440.D	88.36	934049	108.6	1205392	0.953	-6.5%
B101524A_CC233829_BTEX_R2.quantmethod.xml	Toluene	ICV	B2405440.D	76.61	843616	108.6	1205392	0.992	-14%

**This Is The Last Page
Of This Report.**

