



DIVISION OVERVIEW 2021 SNAPSHOT

| All Referrals | | | | | | | | | | | | | |
|---------------------------------------|--------|--------|--------|--------|--------|--------|--------|--------|--------|--------|--------|--------|------|
| | Q1 | | | Q2 | | | Q3 | | | Q4 | | | |
| | Jan-21 | Feb-21 | Mar-21 | Apr-21 | May-21 | Jun-21 | Jul-21 | Aug-21 | Sep-21 | Oct-21 | Nov-21 | Dec-21 | YTD |
| All Referrals | 115 | 73 | 111 | 97 | 121 | 154 | 146 | 130 | 154 | | | | 1101 |
| <i>Referrals (Males)</i> | 81 | 50 | 79 | 75 | 83 | 116 | 110 | 90 | 114 | | | | 798 |
| <i>Referrals (Females)</i> | 34 | 23 | 32 | 22 | 38 | 38 | 36 | 40 | 40 | | | | 303 |
| <i>Referrals (White)</i> | 90 | 58 | 94 | 76 | 105 | 140 | 119 | 113 | 129 | | | | 924 |
| <i>Referrals (YOC)</i> | 12 | 8 | 8 | 13 | 10 | 8 | 18 | 11 | 14 | | | | 102 |
| <i>Referrals (Hispanic or Latino)</i> | 7 | 3 | 3 | 6 | 4 | 4 | 7 | 1 | 4 | | | | 39 |
| <i>Referrals (Mixed/Other)</i> | 6 | 4 | 6 | 2 | 2 | 2 | 2 | 5 | 7 | | | | 36 |

| First Time Referrals | | | | | | | | | | | | | |
|---|--------|--------|--------|--------|--------|--------|--------|--------|--------|--------|--------|--------|-----|
| | Q1 | | | Q2 | | | Q3 | | | Q4 | | | |
| | Jan-21 | Feb-21 | Mar-21 | Apr-21 | May-21 | Jun-21 | Jul-21 | Aug-21 | Sep-21 | Oct-21 | Nov-21 | Dec-21 | YTD |
| 1st Time Referrals | 55 | 34 | 59 | 51 | 75 | 95 | 75 | 65 | 91 | | | | 600 |
| <i>1st Referrals (Males)</i> | 34 | 25 | 39 | 37 | 47 | 68 | 55 | 42 | 62 | | | | 409 |
| <i>1st Referrals (Females)</i> | 21 | 9 | 20 | 14 | 28 | 27 | 20 | 23 | 29 | | | | 191 |
| <i>1st Referrals (White)</i> | 46 | 30 | 48 | 41 | 69 | 88 | 59 | 57 | 79 | | | | 517 |
| <i>1st Referrals (YOC)</i> | 3 | 3 | 6 | 6 | 4 | 4 | 9 | 3 | 5 | | | | 43 |
| <i>1st Referrals (Hispanic or Latino)</i> | 3 | 0 | 2 | 2 | 2 | 2 | 6 | 1 | 1 | | | | 19 |
| <i>1st Referrals (Mixed/Other)</i> | 3 | 1 | 3 | 2 | 0 | 1 | 1 | 4 | 6 | | | | 21 |

Figure 1: All youth referred to the department with a criminal summons in the given month.

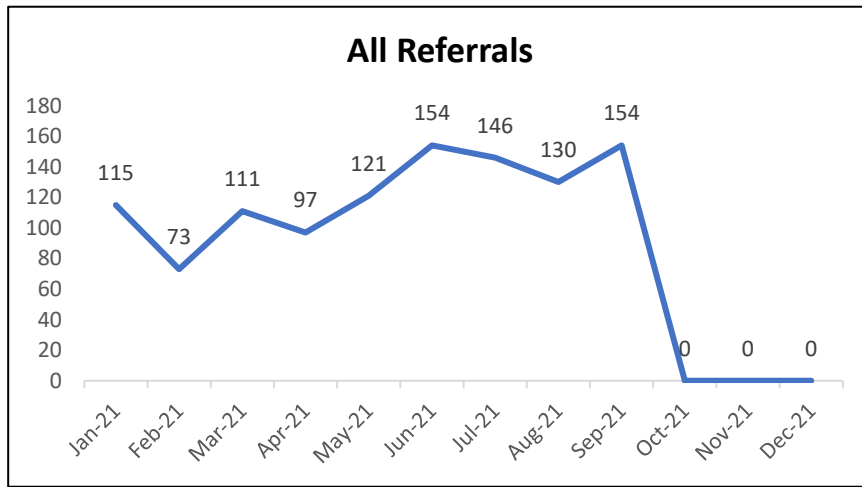


Figure 2: 2021 referrals by month.

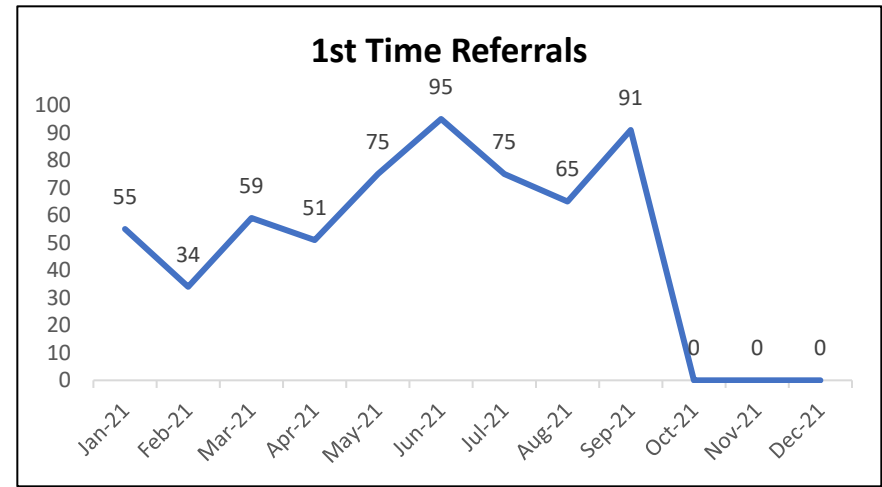


Figure 3: 2021 first-time referrals by month.



DIVISION OVERVIEW 2021 SNAPSHOT

| Referral Diversion Analysis | | | | | | | | | | | | | |
|--|--------|--------|--------|--------|--------|--------|--------|--------|--------|--------|--------|--------|------|
| | Q1 | | | Q2 | | | Q3 | | | Q4 | | | |
| | Jan-21 | Feb-21 | Mar-21 | Apr-21 | May-21 | Jun-21 | Jul-21 | Aug-21 | Sep-21 | Oct-21 | Nov-21 | Dec-21 | YTD |
| All Cases | 30 | 25 | 34 | 28 | 45 | 46 | 42 | 38 | 16 | | | | 304 |
| <i>Cases (Male)</i> | 19 | 17 | 21 | 19 | 25 | 32 | 30 | 24 | 10 | | | | 197 |
| <i>Cases (Female)</i> | 11 | 8 | 13 | 9 | 20 | 14 | 12 | 14 | 6 | | | | 107 |
| <i>Cases (White)</i> | 29 | 23 | 28 | 20 | 41 | 44 | 32 | 34 | 13 | | | | 264 |
| <i>Cases (YOC)</i> | 1 | 2 | 5 | 6 | 4 | 2 | 5 | 0 | 1 | | | | 26 |
| <i>Cases (Hispanic or Latino)</i> | 0 | 0 | 0 | 2 | 0 | 0 | 4 | 0 | 1 | | | | 7 |
| <i>Cases (Mixed/Other)</i> | 0 | 0 | 1 | 0 | 0 | 0 | 1 | 4 | 1 | | | | 7 |
| All Diversions | 24 | 17 | 33 | 25 | 42 | 41 | 39 | 38 | 16 | | | | 275 |
| <i>Total Diversions (Male)</i> | 14 | 12 | 21 | 18 | 23 | 29 | 28 | 24 | 10 | | | | 179 |
| <i>Total Diversions (Female)</i> | 10 | 5 | 12 | 7 | 19 | 12 | 11 | 14 | 6 | | | | 96 |
| <i>Total Diversions (White)</i> | 23 | 15 | 28 | 19 | 38 | 39 | 30 | 34 | 13 | | | | 239 |
| <i>Total Diversions (YOC)</i> | 1 | 2 | 4 | 4 | 4 | 2 | 4 | 0 | 1 | | | | 22 |
| <i>Total Diversions (Hispanic or Latino)</i> | 0 | 0 | 0 | 2 | 0 | 0 | 4 | 0 | 1 | | | | 7 |
| <i>Total Diversions (Mixed/Other)</i> | 0 | 0 | 1 | 0 | 0 | 0 | 1 | 4 | 1 | | | | 7 |
| Total Diversion Rate | 80% | 68% | 97% | 89% | 93% | 89% | 93% | 100% | 100% | | | | 90% |
| <i>Diversion Rate (Male)</i> | 74% | 71% | 100% | 95% | 92% | 91% | 93% | 100% | 100% | | | | 91% |
| <i>Diversion Rate (Female)</i> | 91% | 63% | 92% | 78% | 95% | 86% | 92% | 100% | 100% | | | | 90% |
| <i>Diversion Rate (White)</i> | 79% | 65% | 100% | 95% | 93% | 89% | 94% | 100% | 100% | | | | 91% |
| <i>Diversion Rate (YOC)</i> | 100% | 100% | 80% | 67% | 100% | 100% | 80% | NA | 100% | | | | 85% |
| <i>Diversion Rate (Hispanic or Latino)</i> | 74% | 71% | 100% | 95% | 92% | 91% | 93% | 100% | 100% | | | | 100% |
| <i>Diversion Rate (Mixed/Other)</i> | 67% | 50% | 100% | 100% | 100% | 91% | 100% | 100% | 100% | | | | 100% |

Figure 4: This data reflects only the youth that are first time offenders with at least one Charge record with a {{class of D or E} and not OUI} or any class (C) offense.

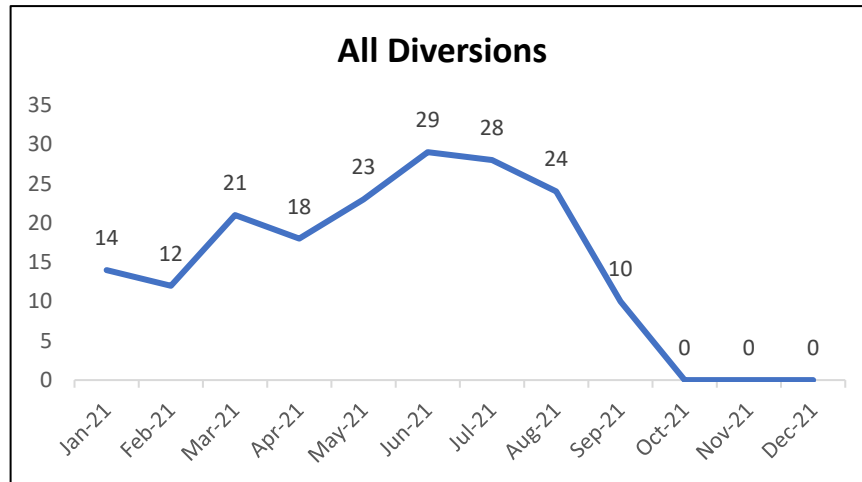


Figure 5: 2021 diversion cases by month.

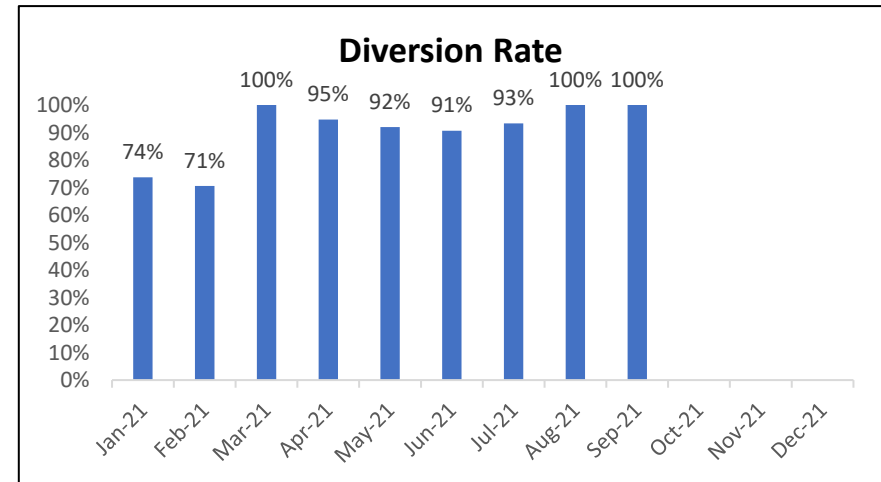


Figure 6: 2021 diversion rate by month.



DIVISION OVERVIEW 2021 SNAPSHOT

| Statewide Admissions | | | | | | | | | | | | | | |
|--------------------------------------|--------|--------|--------|--------|--------|--------|--------|--------|--------|--------|--------|--------|-------|------------|
| | Q1 | | | Q2 | | | Q3 | | | Q4 | | | TOTAL | Avg. Month |
| | Jan-21 | Feb-21 | Mar-21 | Apr-21 | May-21 | Jun-21 | Jul-21 | Aug-21 | Sep-21 | Oct-21 | Nov-21 | Dec-21 | | |
| Detentions | 6 | 5 | 12 | 8 | 4 | 14 | 6 | 9 | 9 | | | | | 7.3 |
| <i>Detentions (Male)</i> | 4 | 5 | 11 | 7 | 1 | 12 | 6 | 6 | 9 | | | | | 6.1 |
| <i>Detentions (Female)</i> | 2 | 0 | 1 | 1 | 3 | 2 | 0 | 3 | 0 | | | | | 1.2 |
| <i>Detentions (White)</i> | 4 | 5 | 7 | 6 | 2 | 11 | 4 | 6 | 4 | | | | | 4.9 |
| <i>Detentions (YOC)</i> | 2 | 0 | 4 | 2 | 2 | 1 | 2 | 2 | 5 | | | | | 2 |
| <i>Detentions (Hispanic/Latino)</i> | 0 | 0 | 1 | 0 | 0 | 2 | 0 | 1 | 0 | | | | | 0.4 |
| <i>Detentions (Mixed/Other)</i> | 1 | 0 | 1 | 0 | 0 | 0 | 0 | 0 | 0 | | | | | 0.2 |
| Commitments | 2 | 1 | 2 | 1 | 2 | 1 | 1 | 1 | 2 | | | | | 1.3 |
| <i>Commitments (Male)</i> | 2 | 1 | 2 | 1 | 1 | 1 | 1 | 1 | 2 | | | | | 1.2 |
| <i>Commitments (Female)</i> | 0 | 0 | 0 | 0 | 1 | 0 | 0 | 0 | 0 | | | | | 0.1 |
| <i>Commitments (White)</i> | 1 | 0 | 2 | 1 | 1 | 1 | 0 | 1 | 2 | | | | | 0.9 |
| <i>Commitments (YOC)</i> | 1 | 0 | 0 | 0 | 1 | 0 | 0 | 0 | 0 | | | | | 0.2 |
| <i>Commitments (Hispanic/Latino)</i> | 0 | 1 | 0 | 0 | 0 | 0 | 1 | 0 | 0 | | | | | 0.2 |
| <i>Commitments (Mixed/Other)</i> | 0 | 0 | 0 | 0 | 0 | 0 | 0 | 0 | 0 | | | | | 0 |

Figure 7: Counts of new detentions and commitments.

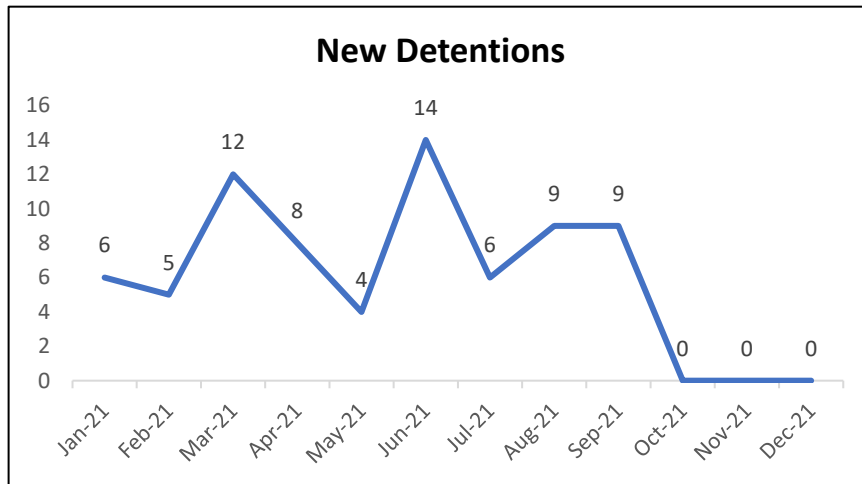


Figure 8: 2021 new detention counts by month.

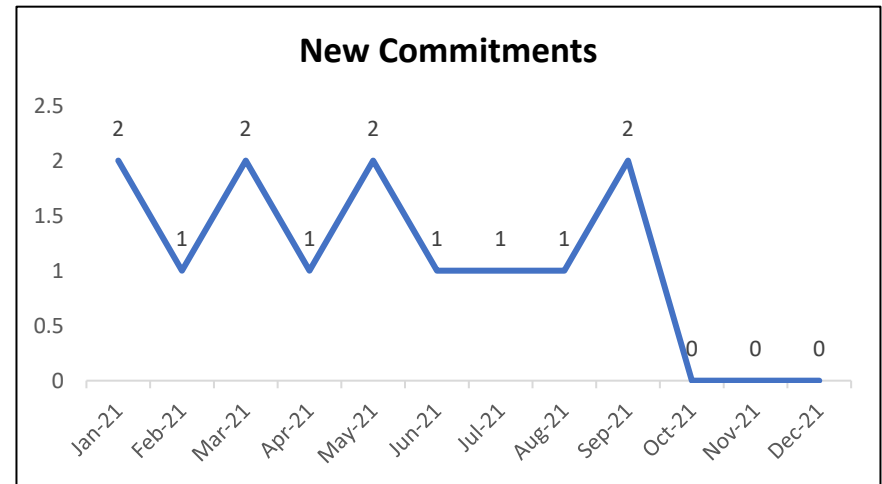


Figure 9: 2021 new commitment counts by month.



DIVISION OVERVIEW 2021 SNAPSHOT

| Community Reintegration | | | | | | | | | | | | | | |
|-------------------------|--------|--------|--------|--------|--------|--------|--------|--------|--------|--------|--------|--------|-------|------------|
| | Q1 | | | Q2 | | | Q3 | | | Q4 | | | Total | Avg. Month |
| | Jan-21 | Feb-21 | Mar-21 | Apr-21 | May-21 | Jun-21 | Jul-21 | Aug-21 | Sep-21 | Oct-21 | Nov-21 | Dec-21 | | |
| C.R. Total | 12 | 10 | 8 | 7 | 9 | 9 | 9 | 8 | 10 | | | | 82 | 6.8 |
| <i>C.R. (Male)</i> | 11 | 8 | 8 | 7 | 9 | 8 | 8 | 7 | 9 | | | | 75 | 6.3 |
| <i>C.R. (Female)</i> | 1 | 2 | 0 | 0 | 0 | 1 | 1 | 1 | 1 | | | | 7 | 0.6 |
| <i>C.R. (White)</i> | 9 | 7 | 6 | 5 | 7 | 6 | 6 | 5 | 7 | | | | 58 | 4.8 |
| <i>C.R. (YOC)</i> | 3 | 3 | 2 | 2 | 2 | 3 | 3 | 3 | 3 | | | | 24 | 2.0 |

Figure 10: Counts of youth on community reintegration.

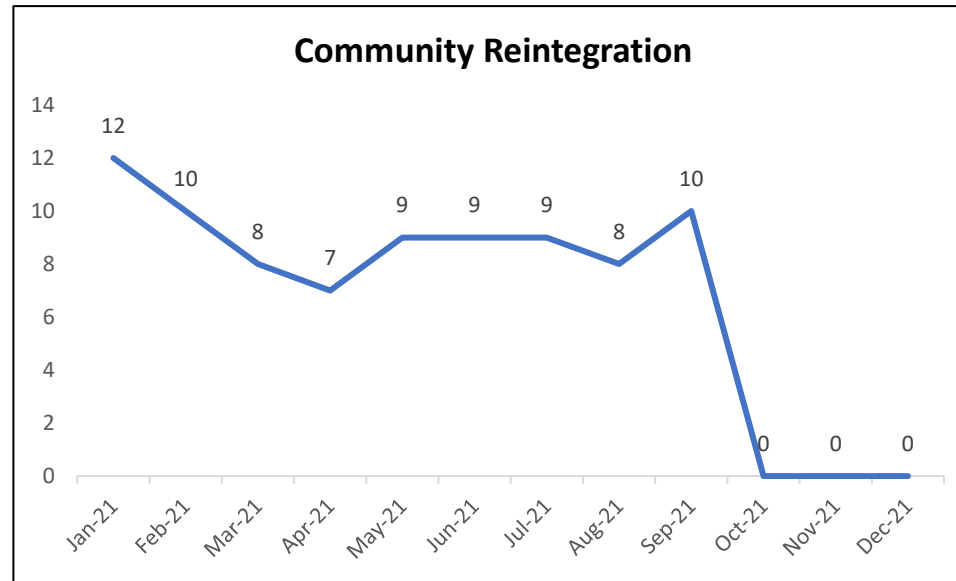


Figure 11: 2021 count of youth on community reintegration by month.