



DIVISION OVERVIEW 2021 SNAPSHOT

| All Referrals | | | | | | | | | | | | | |
|---|--------|--------|--------|--------|--------|--------|--------|--------|--------|--------|--------|--------|-----|
| | Q1 | | | Q2 | | | Q3 | | | Q4 | | | |
| | Jan-21 | Feb-21 | Mar-21 | Apr-21 | May-21 | Jun-21 | Jul-21 | Aug-21 | Sep-21 | Oct-21 | Nov-21 | Dec-21 | YTD |
| All Referrals | 115 | 73 | 110 | 97 | 120 | 154 | | | | | | | 669 |
| <i>Referrals (Males)</i> | 81 | 50 | 78 | 75 | 82 | 116 | | | | | | | 482 |
| <i>Referrals (Females)</i> | 34 | 23 | 32 | 22 | 38 | 38 | | | | | | | 187 |
| <i>Referrals (White)</i> | 90 | 58 | 93 | 76 | 104 | 140 | | | | | | | 561 |
| <i>Referrals (YOC)</i> | 12 | 8 | 8 | 13 | 10 | 7 | | | | | | | 58 |
| <i>Referrals (Hispanic or Latino)</i> | 7 | 3 | 3 | 6 | 4 | 5 | | | | | | | 28 |
| <i>Referrals (Mixed/Other)</i> | 6 | 4 | 6 | 2 | 2 | 2 | | | | | | | 22 |
| First Time Referrals | | | | | | | | | | | | | |
| | Q1 | | | Q2 | | | Q3 | | | Q4 | | | |
| | Jan-21 | Feb-21 | Mar-21 | Apr-21 | May-21 | Jun-21 | Jul-21 | Aug-21 | Sep-21 | Oct-21 | Nov-21 | Dec-21 | YTD |
| 1st Time Referrals | 55 | 34 | 59 | 51 | 74 | 95 | | | | | | | 368 |
| <i>1st Referrals (Males)</i> | 34 | 25 | 39 | 37 | 46 | 68 | | | | | | | 249 |
| <i>1st Referrals (Females)</i> | 21 | 9 | 20 | 14 | 28 | 27 | | | | | | | 119 |
| <i>1st Referrals (White)</i> | 46 | 30 | 48 | 41 | 68 | 88 | | | | | | | 321 |
| <i>1st Referrals (YOC)</i> | 3 | 3 | 6 | 6 | 4 | 3 | | | | | | | 25 |
| <i>1st Referrals (Hispanic or Latino)</i> | 3 | 0 | 2 | 2 | 2 | 3 | | | | | | | 12 |
| <i>1st Referrals (Mixed/Other)</i> | 3 | 1 | 3 | 2 | 0 | 1 | | | | | | | 10 |

Figure 1: All youth referred to the department with a criminal summons in the given month.

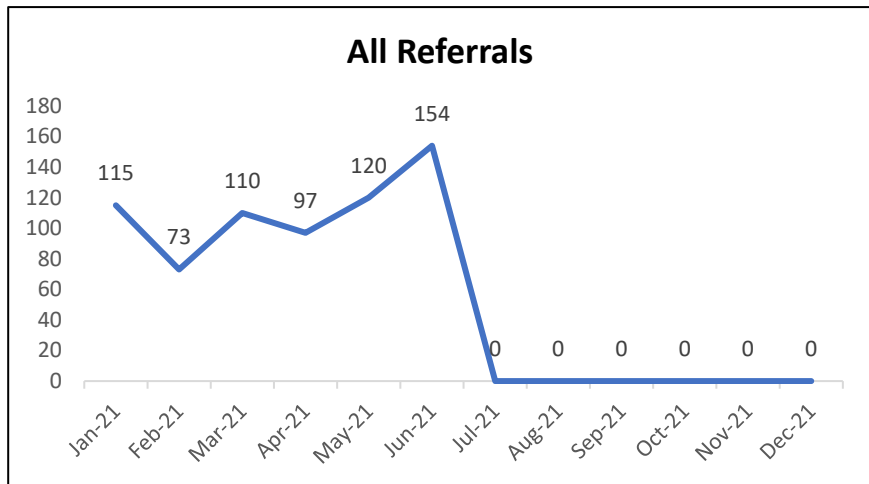


Figure 2: 2021 referrals by month.

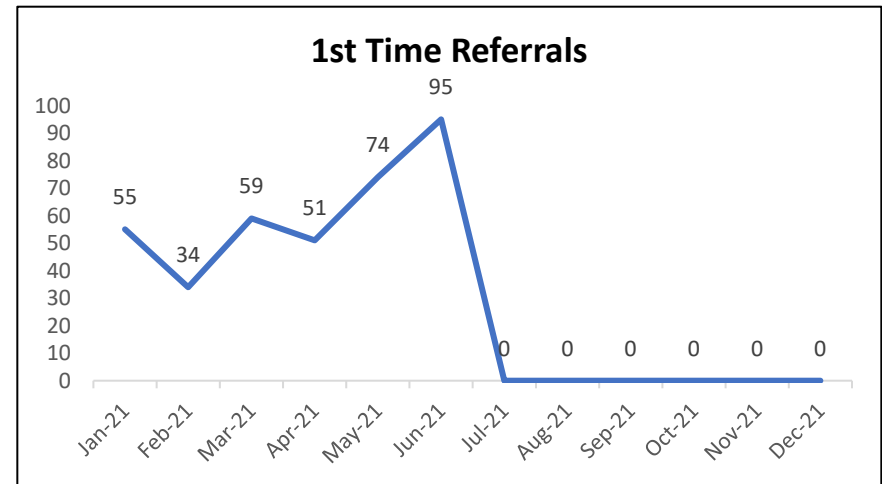


Figure 3: 2021 first-time referrals by month.



DIVISION OVERVIEW 2021 SNAPSHOT

| Referral Diversion Analysis | | | | | | | | | | | | | |
|--|--------|--------|--------|--------|--------|--------|--------|--------|--------|--------|--------|--------|------|
| | Q1 | | | Q2 | | | Q3 | | | Q4 | | | YTD |
| | Jan-21 | Feb-21 | Mar-21 | Apr-21 | May-21 | Jun-21 | Jul-21 | Aug-21 | Sep-21 | Oct-21 | Nov-21 | Dec-21 | |
| All Cases | 30 | 25 | 34 | 26 | 37 | 23 | | | | | | | 175 |
| <i>Cases (Male)</i> | 19 | 17 | 21 | 18 | 19 | 16 | | | | | | | 110 |
| <i>Cases (Female)</i> | 11 | 8 | 13 | 8 | 18 | 7 | | | | | | | 65 |
| <i>Cases (White)</i> | 29 | 23 | 28 | 19 | 33 | 22 | | | | | | | 154 |
| <i>Cases (YOC)</i> | 1 | 2 | 5 | 5 | 4 | 1 | | | | | | | 18 |
| <i>Cases (Hispanic or Latino)</i> | 0 | 0 | 0 | 2 | 0 | 0 | | | | | | | 2 |
| <i>Cases (Mixed/Other)</i> | 0 | 0 | 1 | 0 | 0 | 0 | | | | | | | 1 |
| All Diversions | 24 | 19 | 33 | 24 | 36 | 22 | | | | | | | 158 |
| <i>Total Diversions (Male)</i> | 14 | 14 | 21 | 17 | 18 | 16 | | | | | | | 100 |
| <i>Total Diversions (Female)</i> | 10 | 5 | 12 | 7 | 18 | 6 | | | | | | | 58 |
| <i>Total Diversions (White)</i> | 23 | 17 | 28 | 18 | 32 | 21 | | | | | | | 139 |
| <i>Total Diversions (YOC)</i> | 1 | 2 | 4 | 4 | 4 | 1 | | | | | | | 16 |
| <i>Total Diversions (Hispanic or Latino)</i> | 0 | 0 | 0 | 2 | 0 | 0 | | | | | | | 2 |
| <i>Total Diversions (Mixed/Other)</i> | 0 | 0 | 1 | 0 | 0 | 0 | | | | | | | 1 |
| Total Diversion Rate | 80% | 76% | 97% | 92% | 97% | 96% | | | | | | | 90% |
| <i>Diversion Rate (Male)</i> | 74% | 82% | 100% | 94% | 95% | 100% | | | | | | | 91% |
| <i>Diversion Rate (Female)</i> | 91% | 63% | 92% | 88% | 100% | 86% | | | | | | | 89% |
| <i>Diversion Rate (White)</i> | 79% | 74% | 100% | 95% | 97% | 95% | | | | | | | 90% |
| <i>Diversion Rate (YOC)</i> | 100% | 100% | 80% | 80% | 100% | 100% | | | | | | | 89% |
| <i>Diversion Rate (Hispanic or Latino)</i> | NA | NA | NA | 100% | NA | NA | | | | | | | 100% |
| <i>Diversion Rate (Mixed/Other)</i> | NA | NA | NA | NA | NA | NA | | | | | | | 100% |

Figure 4: This data reflects only the youth that are first time offenders with at least one Charge record with a {{class of D or E} and not OUI} or any class (C) offense.

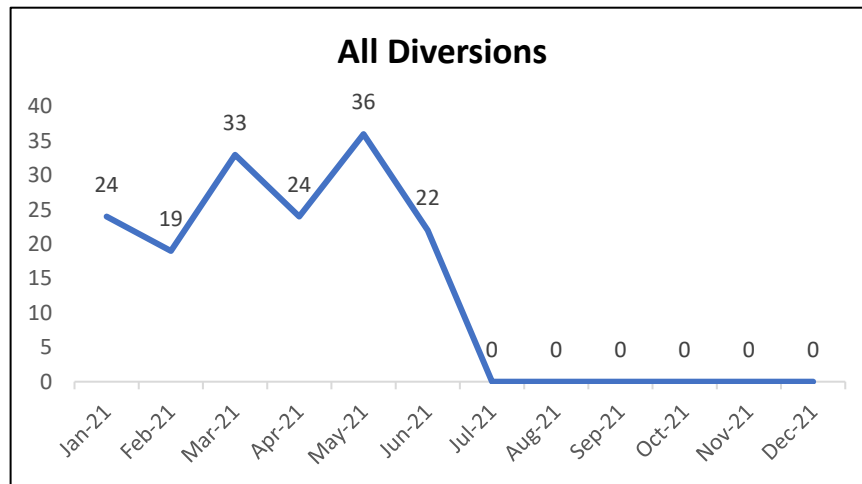


Figure 5: 2021 diversion cases by month.

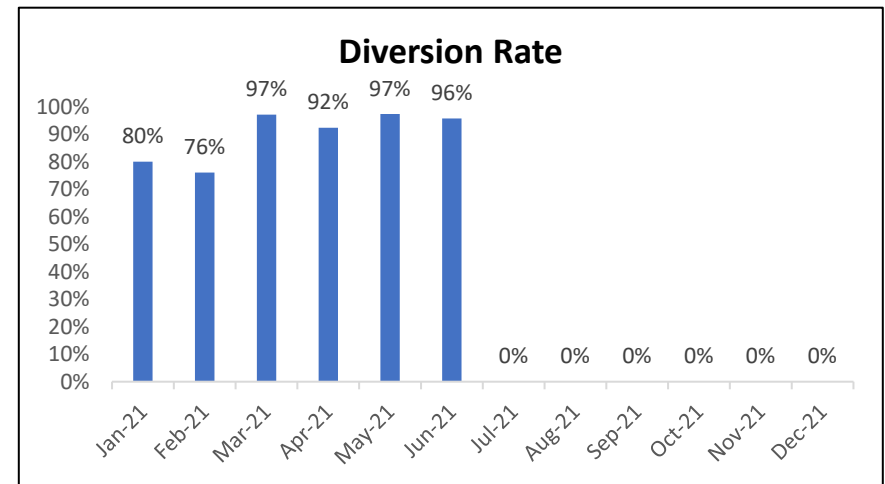


Figure 6: 2021 diversion rate by month.



DIVISION OVERVIEW 2021 SNAPSHOT

| Statewide Admissions | | | | | | | | | | | | | | |
|--------------------------------------|--------|--------|--------|--------|--------|--------|--------|--------|--------|--------|--------|--------|-------|------------|
| | Q1 | | | Q2 | | | Q3 | | | Q4 | | | TOTAL | Avg. Month |
| | Jan-21 | Feb-21 | Mar-21 | Apr-21 | May-21 | Jun-21 | Jul-21 | Aug-21 | Sep-21 | Oct-21 | Nov-21 | Dec-21 | | |
| Detentions | 7 | 5 | 12 | 8 | 5 | 20 | | | | | | | | 5.7 |
| <i>Detentions (Male)</i> | 5 | 5 | 11 | 7 | 2 | 18 | | | | | | | | 4.8 |
| <i>Detentions (Female)</i> | 2 | 0 | 1 | 1 | 3 | 2 | | | | | | | | 0.9 |
| <i>Detentions (White)</i> | 5 | 5 | 8 | 6 | 3 | 16 | | | | | | | | 4.3 |
| <i>Detentions (YOC)</i> | 2 | 0 | 3 | 2 | 2 | 2 | | | | | | | | 1.1 |
| <i>Detentions (Hispanic/Latino)</i> | 0 | 0 | 1 | 0 | 0 | 2 | | | | | | | | 0.3 |
| <i>Detentions (Mixed/Other)</i> | 1 | 0 | 1 | 0 | 0 | 0 | | | | | | | | 0.2 |
| Commitments | 2 | 1 | 2 | 1 | 2 | 0 | | | | | | | | 0.8 |
| <i>Commitments (Male)</i> | 2 | 1 | 2 | 1 | 1 | 0 | | | | | | | | 0.7 |
| <i>Commitments (Female)</i> | 0 | 0 | 0 | 0 | 1 | 0 | | | | | | | | 0.1 |
| <i>Commitments (White)</i> | 1 | 0 | 2 | 1 | 1 | 0 | | | | | | | | 0.5 |
| <i>Commitments (YOC)</i> | 1 | 0 | 0 | 0 | 1 | 0 | | | | | | | | 0.2 |
| <i>Commitments (Hispanic/Latino)</i> | 0 | 1 | 0 | 0 | 0 | 0 | | | | | | | | 0.1 |
| <i>Commitments (Mixed/Other)</i> | 0 | 0 | 0 | 0 | 0 | 0 | | | | | | | | 0 |

Figure 7: Counts of new detentions and commitments.

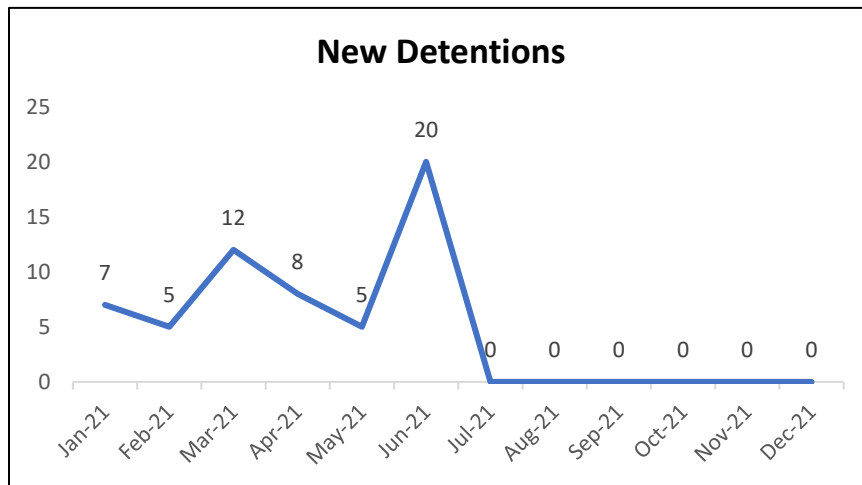


Figure 8: 2021 new detention counts by month.

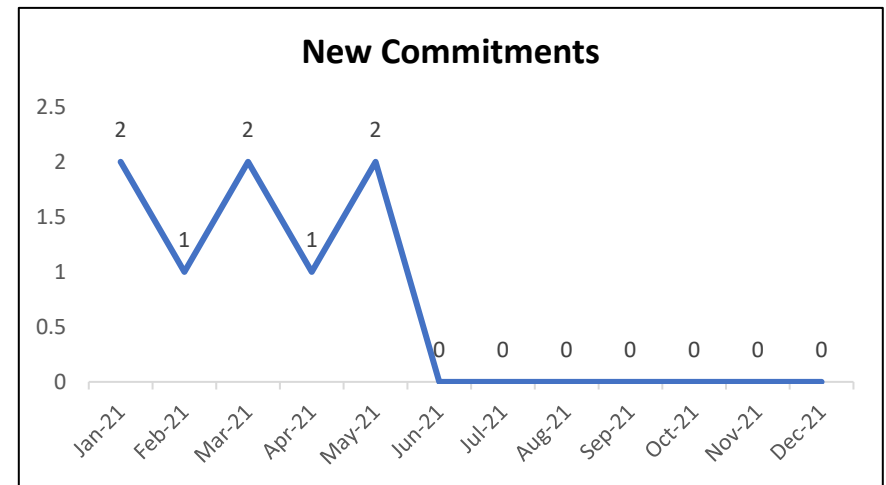


Figure 9: 2021 new commitment counts by month.



DIVISION OVERVIEW 2021 SNAPSHOT

| Community Reintegration | | | | | | | | | | | | | | |
|-------------------------|--------|--------|--------|--------|--------|--------|--------|--------|--------|--------|--------|--------|-------|------------|
| | Q1 | | | Q2 | | | Q3 | | | Q4 | | | Total | Avg. Month |
| | Jan-21 | Feb-21 | Mar-21 | Apr-21 | May-21 | Jun-21 | Jul-21 | Aug-21 | Sep-21 | Oct-21 | Nov-21 | Dec-21 | | |
| C.R. Total | 12 | 10 | 8 | 7 | 9 | 9 | | | | | | | 55 | 4.6 |
| <i>C.R. (Male)</i> | 11 | 8 | 8 | 7 | 9 | 8 | | | | | | | 51 | 4.3 |
| <i>C.R. (Female)</i> | 1 | 2 | 0 | 0 | 0 | 0 | | | | | | | 3 | 0.3 |
| <i>C.R. (White)</i> | 9 | 7 | 6 | 5 | 7 | 6 | | | | | | | 40 | 3.3 |
| <i>C.R. (YOC)</i> | 3 | 3 | 2 | 2 | 2 | 3 | | | | | | | 15 | 1.3 |

Figure 10: Counts of youth on community reintegration.

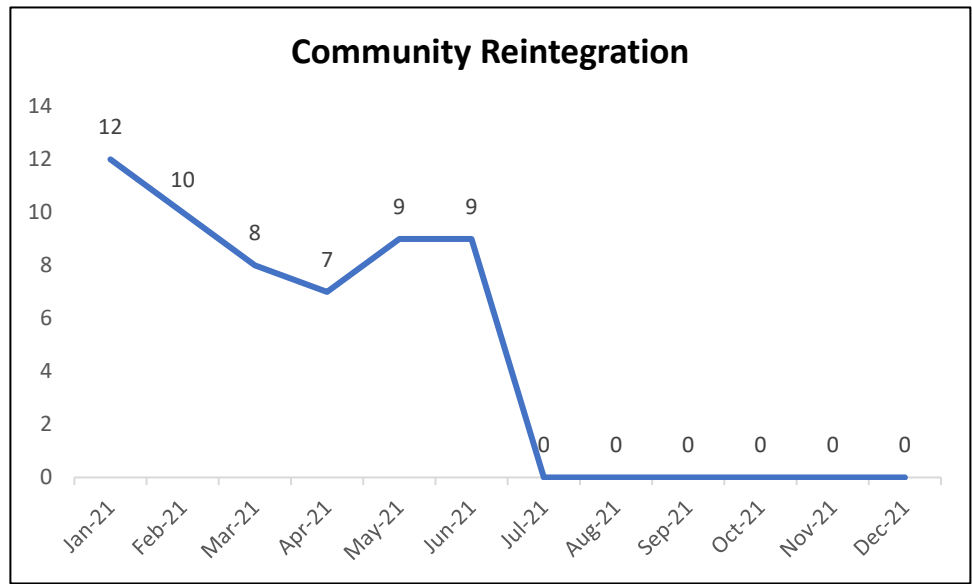


Figure 11: 2021 count of youth on community reintegration by month.