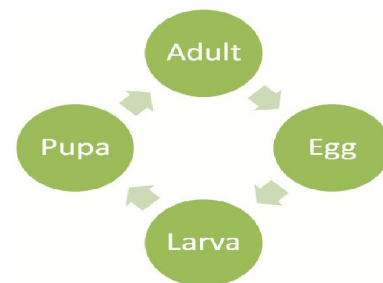



# Thysanoptera–Thrips

**Life Cycle**--Intermediate metamorphosis (between complete and simple). Winged adults mate and lay eggs. Larvae (nymphs) look similar to adults in form and shape but lack both wings and wingbuds. Larvae eat, molt, and grow larger until entering a non-feeding larval stage (pupa) in which wings form and a color change may occur but the form remains essentially the same. Some species have one or more non-feeding pre-pupal stages. The emerging winged adult looks similar to the larva.




**Adults**--Minuscule insects (usually 1/16 inch or less). Magnification may be needed to see them. Adults are usually dark-colored, yellow to black. Shape elongated and slender. Two pairs of wings are long and narrow and held over the body. Edges of both forewings and hindwings are fringed or feathery. *(Click images to enlarge.)*



Brown dots are mixture of adults, larvae & damage



Wings long & narrow



Black dots are tube-tailed thrips



Feathery-edged wings



One of the brown dots above



One of the black dots above




Feathery-edged wings

## Thysanoptera–Thrips

**Eggs**--Some female thrips lay their eggs in tiny slits cut into the surface of leaves, fruits, flowers, and stems. Indoors, the eggs can be laid any time of year and hatch within a few days in warm, indoor conditions. In some species the fertilized eggs are all parthenogenic females (able to reproduce without sex) and the unfertilized are males. *(Click images to enlarge.)*



[Thrips eggs](#)

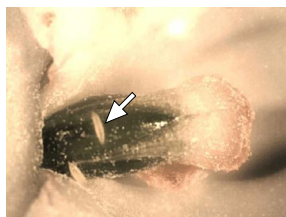


[Close-up of eggs](#)

**Larvae (Nymphs)**--Look similar to adults but entirely wingless and usually pale-colored, white to cream or pale green. After each molt, the larvae are somewhat larger, but magnification is often required to see them. Some species have prepupal stages that are inactive and do not feed. None have wingbuds. *(Click images to enlarge.)*



[Brown dots are mixture of adults, nymphs & damage](#)



[Larvae on flower pistil of impatiens](#)



[On oregano](#)



[Side view of nymph](#)

**Pupae**--Full grown larvae, in many species, drop off the plant to the soil where they burrow down and pupate in a non-feeding larval stage. Others stay on the plant. Some are encased in a cocoon. *(Click images to enlarge.)*



[Note: partly formed wings](#)



[Round-tailed thrips pupa](#)



[Pupa \(left\) halfway through color change](#)



[Adult \(bottom\) emerging from pupal case](#)

## Thysanoptera–Thrips

**Damage**-Thrips adults and larvae feed by stabbing with their single mandible then sucking up the juices that ooze from the injury. Flowers or leaves may develop silvery scars that turn brown. Pale-colored flowers are particularly favored. Heavily infested leaves appear dusty or silver and dull, and growing points may become puckered or distorted. Sometimes, warty growth results. Some are predatory, feeding on other insects but particularly on mites. Some prepupal larvae do not feed. Thrips sometimes vector viruses; such as, tomato spotted wilt. They do NOT chew holes. *(Click images to enlarge.)*



[Dusty and dull](#)




[Severe damage](#)



[Distorted  
growing tips](#)



[Silvery scars](#)



[Can vector viruses](#)



[Damage to flower petals](#)

---

**Comments**--The word “thrips” is both singular and plural. There is no such thing as a “thrip.”

---