




Areas sensitive for Native American, pre-Europen, archaeology



1/2 k square intersecting a known Native American archaeological site.



1/2 k square intersecting a known historic archaeological site.



1/2 k square intersecting a known historic archaeological site with a good estimated location.

Known Archaeological Sites and Areas Sensitive for Native American Archaeology* in Orland

planning information provided by Maine Historic Preservation Commission

March 2015

*dated material subject to future revision
map 1/1

